



Various ways and means adopted for an effective planning and delivery of the Syllabus is carried out through several activities. All these activities are well documented namely:

Academic Calendars

Time Table

Micro Lesson plans

Pedagogical Methods

Orientation Programmes

Seminars / Workshops /Conferences

Guest Lectures

Refreshers courses /FDPs

Well-equipped Laboratories

Central Library

Projects

Website: www.jntuk.edu.in
Email: dap@jntuk.edu.in



Phone: 0884-2300991

Directorate of Academic Planning
JAWAHARLAL NEHRU TECHNOLOGICAL UNIVERSITY KAKINADA
KAKINADA-533003, Andhra Pradesh, INDIA
(Established by AP Government Act No. 30 of 2008)

Lr. No. DAP/AC/Year/B. Tech/2023


Date 19.08.2023

Dr. KVSG Murali Krishna,
M.E. Ph.D.,
Director, Academics & Planning
JNTUK, Kakinada


To
All the Principals of Affiliated Colleges,
JNTUK, Kakinada.

Academic Calendar for I Year - B. Tech for the AY 2023-24

I SEMESTER			
Description	From	To	Weeks
Commencement of Class Work	31.08.2023		
Induction Programme (Zero Semester)	31.08.2023	16.09.2023	3W
I Unit of Instruction	19.09.2023	11.11.2023	8W
I Mid Examinations	06.11.2023	11.11.2023	
II Unit of Instructions	13.11.2023	06.01.2024	8W
II Mid Examinations	01.01.2024	06.01.2024	
Preparation & Practicals	08.01.2024	20.01.2024	2W
End Examinations	22.01.2024	03.02.2024	2W
Commencement of II Semester Class Work	05.02.2024		
II SEMESTER			
I Unit of Instructions	05.02.2024	30.03.2024	8W
I Mid Examinations	25.03.2024	30.03.2024	
II Unit of Instructions	01.04.2024	25.05.2024	8W
II Mid Examinations	20.05.2024	25.05.2024	
Preparation & Practicals	27.05.2024	08.06.2024	2W
End Examinations	10.06.2024	22.06.2024	2W


Director, 19/8/23
Academics & Planning,
JNTUK

Copy to the Secretary to the Hon'ble Vice Chancellor, JNTUK
Copy to Rector, JNTUK
Copy to Registrar, JNTUK
Copy to Director Academic Audit, JNTUK
Copy to Director of Evaluation, JNTUK


PRINCIPAL
ANDHRA LOYOLA INSTITUTE OF
ENGINEERING & TECHNOLOGY
VIJAYAWADA-520 008

Directorate of Academic Planning
JAWAHARLAL NEHRU TECHNOLOGICAL UNIVERSITY KAKINADA
KAKINADA-530005, Andhra Pradesh, INDIA
(Established by AP Government Act No. 23 of 2005)

L. N. D. F. AC II Year - B. Tech 2023


Date: 07.08.2023

Dr. K V S G Murali Krishna,
M. E. P. D.
Director, Academics & Planning
JNTUK, Kakinada

To
All the Principals of Affiliated Colleges,
JNTUK, Kakinada

Academic Calendar for II Year - B. Tech for the AY 2023-24

I SEMESTER			
Description	From	To	Weeks
Commencement of Class Work	07.08.2023		
I Unit of Instruction	07.08.2023	30.09.2023	8W
I Mid Examinations	25.09.2023	30.09.2023	
II Unit of Instructions	02.10.2023	25.11.2023	8W
II Mid Examinations	20.11.2023	25.11.2023	
Preparation & Practicals	27.11.2023	09.12.2023	2W
End Examinations	11.12.2023	23.12.2023	2W
Commencement of II Semester Class Work	27.12.2023		
II SEMESTER			
I Unit of Instructions	27.12.2023	17.02.2024	8W
I Mid Examinations	12.02.2024	17.02.2024	
II Unit of Instructions	19.02.2024	13.04.2024	8W
II Mid Examinations	08.04.2024	13.04.2024	
Preparation & Practicals	15.04.2024	27.04.2024	2W
End Examinations	29.04.2024	1.05.2024	2W
Summer Internship	13.05.2024	06.07.2024	8W
Commencement of III- I Class Work	08.07.2024		


Director,
Academics & Planning,
JNTUK

Copy to the Secretary to the Hon'ble Vice Chancellor, JNTUK
Copy to Rector, JNTUK
Copy to Registrar, JNTUK
Copy to Director Academic Audit, JNTUK
Copy to Director of Evaluation, JNTUK


PRINCIPAL
ANDHRA LOYOLA INSTITUTE OF
ENGINEERING & TECHNOLOGY
VIJAYAVIADA-520 008

Website: www.jntuk.edu.in
Email: dap@jntuk.edu.in

Phone: 0884-2300991



Directorate of Academic Planning
JAWAHARLAL NEHRU TECHNOLOGICAL UNIVERSITY KAKINADA
KAKINADA-533003, Andhra Pradesh, INDIA
(Established by AP Government Act No. 30 of 2008)

Lr. No. DAP/RAC/III Year /B. Tech/2023

Date 19.08.2023

Dr. KVSG Murali Krishna,
M.E., Ph.D.,
Director, Academics & Planning
JNTUK, Kakinada

To
All the Principals of Affiliated Colleges,
JNTUK, Kakinada.

Revised Academic Calendar for III Year - B. Tech. for the AY 2023-24

I SEMESTER			
Description	From	To	Weeks
Commencement of Class Work	17.07.2023		
I Unit of Instruction	17.07.2023	16.09.2023	9W
I Mid Examinations	18.09.2023	23.09.2023	1W
II Unit of Instructions	25.09.2023	25.11.2023	9W
II Mid Examinations	27.11.2023	02.12.2023	1W
Preparation & Practicals	04.12.2023	16.12.2023	2W
End Examinations	18.12.2023	30.12.2023	2W
Commencement of II Semester Class Work	01.01.2024		
II SEMESTER			
I Unit of Instructions	01.01.2024	24.02.2024	8W
I Mid Examinations	26.02.2024	02.03.2024	1W
II Unit of Instructions	04.03.2024	27.04.2024	8W
II Mid Examinations	29.04.2024	04.05.2024	1W
Preparation & Practicals	06.05.2024	18.05.2024	2W
End Examinations	20.05.2024	01.06.2024	2W
Summer Internship	03.06.2024	27.07.2024	8W
Commencement of IV-I Class Work	29.07.2024		

Stavhd

KVSG
Director, 19/8/23
Academics & Planning,
JNTUK

Copy to the Secretary to the Hon'ble Vice Chancellor, JNTUK
Copy to Rector, JNTUK
Copy to Registrar, JNTUK
Copy to Director Academic Audit, JNTUK
Copy to Director of Evaluation, JNTUK

J
PRINCIPAL
ANDHRA LOYOLA INSTITUTE OF
ENGINEERING & TECHNOLOGY
VIJAYAWADA-520 008

Website: www.jntuk.edu.in
Email: dap@jntuk.edu.in



Phone: 0884-2300991

Directorate of Academic Planning
JAWAHARLAL NEHRU TECHNOLOGICAL UNIVERSITY KAKINADA
KAKINADA-533003, Andhra Pradesh, INDIA
(Established by AP Government Act No. 30 of 2008)

Lt. No. DAP/RAC/IV Year /B. Tech/2023

Date 19.08.2023


Dr. KVSG Murali Krishna,
M.E., Ph.D.
Director, Academics & Planning
JNTUK, Kakinada

To
All the Principals of Affiliated Colleges,
JNTUK, Kakinada.

Revised Academic Calendar for IV Year - B.Tech. for the AY 2023-24

I SEMESTER			
Description	From	To	Weeks
Commencement of Class Work	17.07.2023		
I Unit of Instruction	17.07.2023	16.09.2023	9W
I Mid Examinations	18.09.2023	23.09.2023	1W
II Unit of Instructions	25.09.2023	25.11.2023	9W
II Mid Examinations	27.11.2023	02.12.2023	1W
Preparation & Practicals	04.12.2023	16.12.2023	2W
End Examinations	18.12.2023	30.12.2023	2W
Commencement of II Semester Class Work	01.01.2024		
II SEMESTER			
Commencement of Project Work	01.01.2024	20.04.2024	16W
Thesis submission & Seminar	22.04.2024	27.04.2024	1W
End Viva- Voce Examinations	29.04.2024	04.05.2024	1W

For slippage of 90 instruction days in 16 weeks due to any unavoidable reasons compensation can be made by conducting class work on second Saturdays, Sundays and other holidays except on National Holidays and important festivals.


Director, 19/8/23
Academics & Planning,
JNTUK

Copy to the Secretary to the Hon'ble Vice Chancellor, JNTUK
Copy to the Rector, JNTUK
Copy to the Registrar, JNTUK
Copy to the Director Academic Audit, JNTUK
Copy to the Director of Evaluation, JNTUK


PRINCIPAL
ANDHRA LOYOLA INSTITUTE OF
ENGINEERING & TECHNOLOGY
VIJAYAVADA-520 008



Teacher/Instructor: Dr. Sr. Candy D'Cunha

Department of Sciences & Humanities

Associate Professor of English

Lesson Plan for a Day

Term/Semester/Year: Sem- I - Syllabus 2022-23

MICRO LESSON PLAN -AY 2022 -23

Main Objectives

- To develop fluency, confidence and accuracy in speaking English. A better career prospects as well as improvement in social life.
- To enhance students' knowledge of vocabulary in Engineering and vocabulary necessary for competitive exams like GRE.
- To support the intellectual development of students.
- Enabling all students to achieve the goals of human, social and career development as well as the community
- Learn basic LSRW abilities of English
- To attain fluency in speaking English
- Spend at least 10 minutes every day listening to a good video Lecture.
- To help students write creatively

PRINCIPAL
ANDHRA LOYOLA INSTITUTE OF
ENGINEERING & TECHNOLOGY
VIJAYAWADA-520 008

Detailed – Lesson 1

A Drawer Full of Happiness

Lesson Objectives:

1	Factual	Through this detailed Lesson 'A Drawer Full of Happiness' students will develop an appreciation for language and literature. They will be able to explore creative insights through the text.
2	Conceptual	To understand the key concepts of Grammar and Vocabulary especially Naming Words and use them appropriately.
3	Procedural	Students should be able learn basic sounds and learn to identify those with various lexical.
4	Applied	To explore creative and imaginative ideas in a form of a project or any piece of formal writing. To understand social or transactional dialogues spoken by native speakers of English

Detailed Text: A Drawer Full of Happiness

Contents/Activities – Lesson 1


1	Factual	Reading Prescribed Text Basic Vocabulary & GRE Vocabulary Grammar LSRW Skills
	Conceptual	Video Lectures related to the text Grammar- Naming words Language Game
3	Procedural	LSRW activities Quiz Discussion Board
4	Applied	Listening and Speaking activities Reading and Writing activities

PRINCIPAL
ANDHRA LOYOLA INSTITUTE OF
ENGINEERING & TECHNOLOGY
VIJAYAWADA-520 008

Schedule and Sequence:

Day Plan for Lesson 1 - A Drawer Full of Happiness

Infotech Lesson 1 – Total Classes 4

Session/week/ Module -1 Total Classes -4	Topic	Objectives	Before Class - Videos, e- Books, Case studies	In-Class – Activities, Quiz (Micro teaching)	Post Class - Assignment, Discussion Forum
Day-1	Introduction to Drawer Full of Happiness	To develop love for language and literature – through (Appreciating the text.)	Text book e.g. A Drawer Full of Happiness https://www.thehindu.com/opinion/open-page/a-drawer-full-of-happiness/article23343546.ece Videos  Introduction on A Drawer full of Happiness	Brain storming Elicitation- on the topic of the text - (20 Min) Text – PPT (20 Min) Language game Puzzle, Quiz or on the title of the text – Poll activity (10 min) Students Creative response (10 min)	Learning outcome – <ul style="list-style-type: none"> To understand and the basic introductory note of the text To understand and the journalistic & creative style To speak freely about the title of the text To learn basic vocabulary Post on Discussion Forum


PRINCIPAL
ANDHRA LOYOLA INSTITUTE OF
ENGINEERING & TECHNOLOGY

VIJAYAWADA-520 008

ANDHRA LOYOLA INSTITUTE OF ENGINEERING AND TECHNOLOGY

Approved by AICTE, New Delhi and Affiliated to JNTUK-Kakinada

An ISO 9001 : 2015 Certified Institution

Day-2	Text	To present creative insights of the writer through the text	<p>Picture of 1990s products – elicitation Share relevant pictures of the same</p> <p>https://www.google.com/search?ssif=ALeKk00IwiMMCL5WpKLMHfAICtEoUZWwKg:1593111298735&source=univ&tbm=isch&q=PICS+OF+1990+COSMETICS&sa</p>	<p>Revise previous class – (20 mins) Presenting Textual Ideas – (20 min) Language Game (10 min) Students Creative response (10 min)</p>	<p>Learning outcome</p> <ul style="list-style-type: none"> • Students should be able to understand and the basic idea of the text in the light of the title • They should learn basic grammar/ vocabulary dealt through language game • Answer questions related to the text
Day - 3	Grammar	<p>To appreciate contextual Vocabulary and expressions through naming words.</p> <p> PPT-Naming Words</p>	<p>Basic noun especially naming words / Video https://www.khanacademy.org/humanities/grammar/parts-of-speech/the-noun-grammar-nouns/v/introduction-to-singular-and-plural-nouns-the-parts-of-speech-</p>	<p>PPT on Noun (20 min) Language game - Functional words (20 min) Solve problems - Yes or no questions – sheets etc (10 min) Do exercise (10 min)</p>	<ul style="list-style-type: none"> • Creative expression <p>New insights through sentences (Present a topic)</p> <p>Post on Discussion Forum</p>

PRINCIPAL
ANDHRA LOYOLA INSTITUTE OF
ENGINEERING & TECHNOLOGY
VIJAYAWADA-520 008

			grammar-khan-academy Source: Internet		
Day - 4	LSRW - Activity	To make students listen, speak, read and write through activities	Video clips for listening – text related or other Highlight short paragraphs from the text to explain punctuation- PPT	Video clips for listening – text related or other Highlight short paragraphs from the text to explain punctuation- PPT Video clips- speaking activity Observe a picture / Image Exploring creative insight (20 min) Silent reading (20 min) Learners Response (20 min)	Creative works through PPTS, any formal assignment. Able to write at least a few sentences correctly Able to write a few Dialogues Summary of the text Assignment / test on LMS
Revision					
Non -Detailed Text – Lesson 1					
Deliverance by Premchand					
Lesson Objectives:					
1	Factual	Through this non detailed Lesson ‘Deliverance by Premchand’ students will develop extensive reading skill and comprehension for pleasure and profit.			
2	Conceptual	To understand and identify the context, topic, and pieces of specific information through vocabulary and language.			

[Signature]
PRINCIPAL

3	Procedural	Through the text students will be able to understand the creative mind of the writer especially the element of translation.
4	Applied	To explore creative imagination in a form of a critical summary etc.

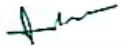
Non-Detailed Text: Deliverance by Premchand

Contents/Activities – Lesson 1

1	Factual	Presenting the text 'Deliverance by Premchand' to discover the themes and motifs in the text.
2	Conceptual	Video Lectures related to the text to create pictorial effect upon the readers.
3	Procedural	To analysis various characters present in the text
4	Applied	To develop an appreciation for language and literature through creative expressions.

Schedule and Sequence: Non-Detailed Text: The Individual Society', Lesson 1
Day Plan for Lesson 1 - Deliverance by Premchand

Total Classes 4

Session/week/ Module -I Total Classes 4	Topic	Objectives	Before Class - Videos, e-Books, Case studies	In-Class – Activities, Quiz (Micro teaching)	Post Class - Assignment, Discussion Forum
Day-1	Introduction To the writer -Premchand	To explore the fatal effects of cast discrimination in Indian society and reflect upon the prejudiced	http://gclambathach.in/lms/Sadgati-Deliverance-1.pd - Critical appreciation of the text Source: Internet 	Discussion 30 min 20 mins Elicitation 10 min Activity	A Few Insights about the writer Post on Discussion Forum

PRINCIPAL
ANDHRA LOYOLA INSTITUTE OF
ENGINEERING & TECHNOLOGY
 VIJAYAWADA-520 008

ANDHRA LOYOLA INSTITUTE OF ENGINEERING AND TECHNOLOGY

Approved by AICTE, New Delhi and Affiliated to JNTUK-Kakinada

An ISO 9001 : 2015 Certified Institution

3	Procedural	To speak about the various aspects / advice given by Nehru to his daughter.
---	------------	-----------------------------------------------------------------------------

4	Applied	To discover creative insights to write a 'Personal Letter'. Learners should be able to participate in activities such as role plays, discussions and structured talks/oral presentations in connection to Greetings and leave taking.
---	---------	----------------------------------------------------------------------------------------------------------------------------------------------------------------------------------------------------------------------------------------------

Detailed Text: Nehru's letter to his daughter Indira on her birthday

Contents/Activities – Lesson 2

1	Factual	Presenting the text in order to locate the underline meaning.
2	Conceptual	To understand the meaning of the given vocabulary and the related context in the letter.
3	Procedural	To pinpoint the message-oriented elements in the text.
4	Applied	To exhibit creative insights through letter writing - email To express freely the contextual dialogues.




Schedule and Sequence: Detailed Text: Infotech - Lesson 2

Day Plan for Lesson 2 - Nehru's letter to his daughter Indira on her birthday

Total Classes 4

Session/week/ Module -I Total Classes - 4	Topic	Objectives	Before Class - Videos, e- Books, Case studies	In-Class – Activities, Quiz (Micro teaching)	Post Class - Assignment, Discussion Forum
Day-1	Introduction to the Text	To present Nehru's	Text –	Reading the text aloud	

PRINCIPAL
ANDHRA LOYOLA INSTITUTE OF
ENGINEERING & TECHNOLOGY
VIJAYAWADA-520 008

		thoughts to his daughter Indira on his daughter's 13 th Birthday.	https://www.secopwheop.com/mothernews/bchris-letter-to-indira-gandhi Source: Internet	30 min Information about the text 20 mins Elicitation Brainstorming 10 min Activity – Envelope activity	Post on Discussion Forum To create an email and with an official letter
Day-2	Explanation about the Text	To highlight various instances of the freedom movement.	Motivational Video on Freedom Movement https://www.youtube.com/watch?v=0Pj0D8Tca-8 Source: Internet	Discussion on Freedom Movement 20 min Jot down the insights 20 mins Elicitation / Brainstorming 20 min Language Game on Vocabulary	Write a personal letter giving advice.
Day-3	Grammar	To understand appreciate the contextual vocabulary in the text	Use of articles and zero article; prepositions Videos on: Articles  new preposition .pptx  Articles.pptx	30 min explanation on each character	Create a few sentences and write them in your own words.
Day-4	LSRW Skills	To make students listen, speak, read and write through task related activities	Quiz related actives will be assigned to the student before class which will cover various components of Grammar. 	15 min Listening activity 15 mins Speaking Activity - drill 15 min Reading Activity 15 min Writing Activity	<ul style="list-style-type: none"> • Able to write the summary of the text. • Dialogues • Personal letter.

Revision

Non -Detailed – Lesson 2
Bosom Friend by Hira Bansode
Lesson Objectives:

1	Factual	Presenting the poem 'Bosom Friend by Hira Bansode' to explore the themes in the poem
2	Conceptual	To understand the existing caste issues in India.
3	Procedural	To analyze Indianization in the text.
4	Applied	To develop an appreciation for language and literature through creative expressions and insights.

Non-Detailed Text**Contents/Activities – Lesson 2**

1	Factual	Reciting the Poem to understand the implied meaning.
2	Conceptual	Understanding the themes oppression, caste-discrimination and marginalization of Dalits in India.
3	Procedural	To appreciate language devices in the text.
4	Applied	To develop an appreciation for language and literature through creative expressions

PRINCIPAL
ANDHRA LOYOLA INSTITUTE OF
ENGINEERING & TECHNOLOGY
VIJAYAWADA-520 008




Module and Sequence: Non-Detailed Text: The Individual Society', Lesson 2
Plan for Lesson 2 - Bosom Friend by Hira Bansode

Total Classes 4

Session/week/ Module -1 Total Classes - 4	Topic	Objectives	Before Class - Videos, e-Books, Case studies	In-Class – Activities, Quiz (Micro teaching)	Post Class - Assignment, Discussion Forum
Day-1	Introduction to Non-Detailed Text	To explore various issues related to cast in the poem.	Text – https://www.arscollege.ac.in/wp-content/uploads/2020/05/AECC-Practice-Set-3.pdf Source: Internet	Reading the poem aloud 10 min Explanation about the poem 30 mins Elicitation / Brainstorming 10 min Pair Activity	Post on Discussion Forum
Day-2	Explanation about the Text	To present the theme and summary of the poem	Video of the summary https://m.trending.network/view/qm011Z3ZG2s.htm Source: Internet	20 min Jot down the insights from the poem 20 mins Elicitation / Brainstorming 20 min Language Game on Vocabulary/ Indian vocabulary	Discussion on Dalit literature
Day-3	Characters in the poem	To show the real meaning of 'Bosom Friend'	Debate and discussion related questions to be given to the students.	30 min explanation on each character 30 mins Response from the learners	Writing a few thoughts on how to overcome social evils
Day-4	Critical implications of the text	To present overall idea in the text	Reading Material related to the poem <i>for</i>	45 min Writing a summary and	Post on Discussion Forum

	Procedural	LSRW activities Quiz Discussion Board
4	Applied	Listening and Speaking activities Reading and Writing activities

Schedule and Sequence: Detailed Text: Infotech - Lesson 3
 Lesson Plan for Lesson 3 - Stephen Hawking- Positivity 'Benchmark'
 Total Classes - 4

Session/week/ Module -1 Total Classes - 4	Topic	Objectives	Before Class - Videos, e- Books, Case studies	In-Class – Activities, Quiz (Micro teaching)	Post Class - Assignment, Discussion Forum
Day-1	Introduction to Non- Detailed Text	To present the story of will power and strength before the readers.	<p>Text – https://www.forbes.com/sites/anna-powers/2018/03/14/the-theory-of-everything-remembering-stephen-hawkings-greatest-contribution/#1ea165e023ed</p> <p>Source: Internet</p>	Explaining the text 40 min Elicitation / Brainstorming 20 min Activity – Envelope activity	Post on Discussion Forum
Day-2	Explanation about the Text	To present writers notions through the text.	PPT presentation of the text 	20 min Jot down the insights 20 mins Elicitation / Brainstorming 20 min Writing response from the learners	Take away tips from the text
Day-3	Grammar	To appreciate Vocabulary and expressions of Language	Presenting grammar through PPT  preposition .pptx 	30 min Practice through quiz 30 min Worksheets	Framing a few sentence using articles and prepositions. Dialogues related activity

PRINCIPAL
 ANDHRA LOYOLA INSTITUTE OF
 ENGINEERING & TECHNOLOGY
 VIJAYAWADA-520 008

ANDHRA LOYOLA INSTITUTE OF ENGINEERING AND TECHNOLOGY

Approved by AICTE, New Delhi and Affiliated to JNTUK-Kakinada

An ISO 9001 : 2015 Certified Institution



Articles pptx

Day-4

LSRW Skills

To give students an exposure of basic skills

Listening:

Listening, Speaking, Reading, writing for global comprehension and grasping the implied meaning.

(Activity) before the class

30 min

Sharing experience about the activity

Reading once again in the light of explanation

Writing task in a form of an assignment.

Revision

Non -Detailed – Lesson 3 Shakespeare's Sister by Virginia Woolf Lesson Objectives:

1	Factual	Presenting the text 'Shakespeare's Sister by Virginia Woolf' to identify the feministic issues.
2	Conceptual	To understand the concept of 'Gender Discrimination, 'Implication of Women Education'
3	Procedural	To analyse gender issues conditioning through ages especially during Elizabethan's age.
4	Applied	To develop an appreciation for feministic approach theory.

[Handwritten signature]

PRINCIPAL
ANDHRA LOYOLA INSTITUTE OF
ENGINEERING & TECHNOLOGY
VIJAYAWADA-520 008

ANDHRA LOYOLA INSTITUTE OF ENGINEERING AND TECHNOLOGY

Approved by AICTE, New Delhi and Affiliated to JNTUK-Kakinada

An ISO 9001 : 2015 Certified Institution

Non-Detailed Text

Contents/Activities – Lesson 3

1	Factual	Reading the Text Identifying the Language expressions
2	Conceptual	Understanding the themes – Feminism, Women liberation, Women Empowerment.
3	Procedural	To analysis various symbols and languages devices present in the text.
4	Applied	To develop an appreciation for language and literature through creative expressions and insights.

Schedule and Sequence: Non-Detailed Text: 'The Individual Society', Lesson 3
Day Plan for Lesson 3 - Shakespeare's Sister by Virginia Woolf

Total Classes 4

Session/week/ Module -1 Total Classes - 4	Topic	Objectives	Before Class - Videos, e- Books, Case studies	In-Class – Activities, Quiz (Micro teaching)	Post Class - Assignment, Discussion Forum
Day-1	Introduction to Non- Detailed Text	To present feministic issues to the readers.	Text – https://www.d.umn.edu/~tbacip/ext1010/chs/woolfe.html Source: Internet	Reading the text aloud 30 min Information about the text 20 mins Elicitation / Brainstorming 10 min Activity – Qualities of Women	Post on Discussion Forum
Day-2	Explanation about the Text	Summary of the Text	PPT / Video ON Shakespeare's Sister https://www.youtube.com/watch?v=RXI_puMtdPM	20 min Note down the insights 20 mins Elicitation / Brainstorming 20 min	Post on Discussion Forum

PRINCIPAL
ANDHRA LOYOLA INSTITUTE OF
ENGINEERING & TECHNOLOGY
VIJAYAWADA-520 008

			Source: Internet	Language Game on Vocabulary	
Day-3	Characters in the text	To present the gender issues conditioning through ages especially during Elizabethan's age.	Videos: on Judith Shakespeare https://www.youtube.com/watch?v=pzB02Vw47pk Source: Internet	30 min explanation on each character 30 min Writing about the characters	Post on Discussion Forum
Day-4	Applied	Critical Appreciation of Themes and Ideas	Reading the text in the light if critical appreciation.	30 min Discussion 30 min Task	Post on Discussion Forum Assignment on the given theme

Revision

Detailed – Lesson 4

Liking a Tree, Unbowed: Wangari Maathai-biography

Lesson Objectives:

1	Factual	The learners will develop an appreciation for language and the significance letter writing. They will be able to explore the qualities of a leader and learn to acquire them.
2	Conceptual	The learners will understand Lexical and Cloze Encounters Quantifying expressions - adjectives and adverbs; comparing and contrasting; degrees of comparison; use of antonyms
3	Procedural	Students should be able learn basic sounds and learn to identify those with various Contrastive Stress patterns



PRINCIPAL

**ANDHRA LOYOLA INSTITUTE OF
ENGINEERING & TECHNOLOGY
VIJAYAWADA-520 008**

ANDHRA LOYOLA INSTITUTE OF ENGINEERING AND TECHNOLOGY

Approved by AICTE, New Delhi and Affiliated to JNTUK-Kakinada

An ISO 9001 : 2015 Certified Institution

4	Applied	To explore environment related insights. To explore Functional English like: Permissions, Requesting, Inviting.
---	---------	------------------------------------------------------------------------------------------------------------------------

Non-Detailed Text



Contents/Activities – Lesson 4

1	Factual	Reading Prescribed Text Basic Vocabulary & GRE Vocabulary, Grammar LSRW Skills
2	Conceptual	Video Lectures related to the text Grammar- Language Games
3	Procedural	LSRW activities Quiz Discussion Board
4	Applied	Listening and Speaking activities Reading and Writing activities

Schedule and Sequence: Detailed Text: Infotech - Lesson 4

Day Plan for Lesson 4 - Liking a Tree, Unbowed: Wangari Maathai-biography

Total Classes 4


Session/week/ Module -1 Total Classes - 4	Topic	Objectives	Before Class - Videos, e- Books, Case studies	In-Class – Activities, Quiz (Micro teaching)	Post Class - Assignment, Discussion Forum
Day-1	Introduction to Non- Detailed Text	To present Wangari Maathai's biography to the learners.	Text –  Wangari Mattai - .pptx  PRINCIPAL	Reading the text aloud 30 min Information about the text 20 mins Elicitation / 10 min Questions	Post on Discussion Forum

ANDHRA LOYOLA INSTITUTE OF
ENGINEERING & TECHNOLOGY
VIJAYAWADA-520 008

ANDHRA LOYOLA INSTITUTE OF ENGINEERING AND TECHNOLOGY

Approved by AICTE, New Delhi and Affiliated to JNTUK-Kakinada

An ISO 9001 : 2015 Certified Institution

	Explanation about the Text	To present Green belt movement, Chipko movement etc	Video of Green belt Movement https://www.youtube.com/watch?v=Uta_h2_Nl7zms Source: Internet	20 min Practice 20 mins Repleted quiz 20 min Worksheets	Post on Discussion Forum
Day-3	Grammar	To discuss Lexical and Cloze Encounters Quantifying expressions - adjectives and adverbs; comparing and contrasting; degrees of comparison; etc	Presenting degrees of comparison and Adverbs to the learners.  Degrees of Comparison - pptx	30 min Degrees of Comparison 30 min Adverbs	Post on Discussion Forum Grammar Assignments
Day-4	Applied	To make students listen, speak, read and write through activities	Activity Video related to the text		Post on Discussion Forum Topics on Environment

Revision

Non-Detailed – Lesson 4 Telephone Conversation-Wole Soyinka Lesson Objectives:

1	Factual	Presenting the Poem 'Telephone Conversation-Wole Soyinka' to discover the themes and motifs in the Poem
2	Conceptual	To understand the concept of 'Racial Discrimination and the plight of Blacks in America' <i>Jar</i>

PRINCIPAL
ANDHRA LOYOLA INSTITUTE OF
ENGINEERING & TECHNOLOGY
VIJAYAWADA-520 008

ANDHRA LOYOLA INSTITUTE OF ENGINEERING AND TECHNOLOGY

Approved by AICTE, New Delhi and Affiliated to JNTUK-Kakinada

An ISO 9001 : 2015 Certified Institution

	Procedural	To analyse the consequences of Racism and resistance of blacks towards it.
4	Applied	To develop an appreciation for language and literature through creative expressions.

Non-Detailed Text


Contents/Activities – Lesson 4

1	Factual	Reciting the Poem Identifying the Language expressions
2	Conceptual	Understanding the themes of Oppression & Racial Discrimination
3	Procedural	To analysis various symbols, figures of speech present in the Poem
4	Applied	To develop an appreciation for language and literature through creative expressions.


Schedule and Sequence: Non-Detailed Text: 'The Individual Society', Lesson 3

Day Plan for Lesson 4 - Telephone Conversation-Wole Soyinka

Total Classes 4

Session/week/ Module -1 Total Classes - 4	Topic	Objectives	Before Class - Videos, e- Books, Case studies	In-Class – Activities, Quiz (Micro teaching)	Post Class - Assignment, Discussion Forum
Day-1	Introduction to Non- Detailed Text	To present the poem to the readers in the context of the poetess works.	Text – https://www.k- state.edu/english/westmank/ spring_00/SOYINKA.html Source: Internet 	Reading the poetry to the students 30 min Summary of the poem 20 mins Elicitation / Brainstorming 10 min Activity –	Post on Discussion Forum

PRINCIPAL
ANDHRA LOYOLA INSTITUTE OF
ENGINEERING & TECHNOLOGY
VIJAYAWADA-520 008

	Explanation about the poem	Present Gender related issues	Videos on the summary of the Poem https://www.youtube.com/watch?v=H11-XNMSaU Source: Internet	20 min Jot down the insights from the video 20 mins Brainstorming 20 min Language Game on Vocabulary from the poem	Post on Discussion Forum Appreciating the poem
Day-3	Grammar	To explore various discriminative issues	PPT on various social related issues 	30 min Presentation 30 min Discussion	Post on Discussion Forum
Day-4	Applied	Critical Appreciation/ Themes/ Symbols/	Presenting critical material & Videos	50 min Writing Summary 10 Mins Questions	Post on Discussion Forum

Revision

**Detailed – Lesson 5
Stay Hungry-Stay foolish**

Lesson Objectives:

1	Factual	Through this detailed Lesson 'Stay Hungry-Stay foolish' students will able to understand the inspirational life of Steve Jobs
2	Conceptual	To understand the key concepts of Grammar and Vocabulary especially Editing short texts – identifying and correcting common errors in grammar and usage (tenses, subject verb agreement)

J. S.
PRINCIPAL
ANDHRA LOYOLA INSTITUTE OF
ENGINEERING & TECHNOLOGY
VIJAYAWADA-520 008

Procedural	Students should be able learn basic sounds and learn to identify those in their speech.
Applied	To explore creative and imaginative ideas in a form of a project or any piece of formal writing to enhance scope for creative ideas.


Detailed Text



Contents/Activities – Lesson 5

1	Factual	Reading Prescribed Text Basic Vocabulary & GRE Vocabulary
2	Conceptual	Video Lectures related to the text Grammar- Language Game
3	Procedural	LSRW activities Quiz Discussion Board
4	Applied	Listening and Speaking activities Reading and Writing activities

Schedule and Sequence: **Detailed Text: Infotech - Lesson 5**
 Day Plan for Lesson 5 - Stay Hungry-Stay foolish

Total Classes - 4

Session/week/ Module -1 Total Classes - 4	Topic	Objectives	Before Class - Videos, e-Books, Case studies	In-Class – Activities, Quiz (Micro teaching)	Post Class - Assignment, Discussion Forum
Day-1	Introduction to Non- Detailed Text	To develop passion for language and literature – through (Appreciating the text.)	Text – https://news.stanford.edu/2005/06/14/jobs-061505 Source: Internet 	Reading the text aloud 30 min Information about the text 20 mins Elicitation Brainstorming 10 min	Post on Discussion Forum

				Activity – Envelope activity	
Day-2	Explanation about the Text		 Stay Hungry Stay Foolish - pptx	20 min PPT 20 mins Discussion 20 min Questions from the text	Post on Discussion Forum
Day-3	Grammar	To explain subject and verb agreement.	 Tenses Videos on Subject and verb agreement	30 min PPT 30 min Task	Post on Discussion Forum
Day-4	Applied	To present creative insights of the writer through the text	Provide critical material related to the text. Steve Jobs	Revise previous class (20 min) Presenting Textual Ideas (20 min) (20 min) Task related activity	Post on Discussion Forum Assignment
Revision					
Non -Detailed – Lesson 5 Still I Rise by Maya Angelou Lesson Objectives:					
1	Factual	Presenting the Poem 'Telephone Conversation-Wole Soyinka' to discover the themes and motifs in the Poem			
2	Conceptual	To understand the concept of 'Racial Discrimination.'			

	Procedural	To analyse the consequences of Racism and resistance of blacks towards it.
4	Applied	To develop an appreciation for language and literature through creative expressions


Non-Detailed Text

Contents/Activities – Lesson 5

1	Factual	Reciting the Poem Identifying the Language expressions
2	Conceptual	Understanding the themes of Oppression & Racial Discrimination ,
3	Procedural	To analysis various implied meaning of the poem
4	Applied	To develop an appreciation for language and literature through creative expressions.

Schedule and Sequence: **Non-Detailed Text: The Individual Society**, Lesson 5
Day Plan for Lesson 5 - **Still I Rise** by Maya Angelou

Total Classes 4

Session/week/ Module -1 Total Classes - 4	Topic	Objectives	Before Class - Videos, e- Books, Case studies	In-Class – Activities, Quiz (Micro teaching)	Post Class - Assignment, Discussion Forum
Day-1	Introduction to Non- Detailed Text	To present the intention of the poet to the readers	Text – Critical note https://www.poetryfoundation.org/poems/46446/still-i-rise Source: Internet 	Reading the poem aloud 30 min Summary about the poem 20 mins Elicitation / 10 min Discussion	Post on Discussion Forum

Day-2	Explanation about the Text	To explore themes in the poem	Videos on the summary of the Poem https://kotke.org/16-11-still-i-rise-by-maya-angelou Source: Internet	20 min Jot down the insights 20 mins Elicitation / Brainstorming 20 min Language Game on Vocabulary	Post on Discussion Forum
Day-3	Critical note of the poem	To explore various qualities represented by the poetess about racism	To provide various critical texts to the student about the same theme.	40 min Discussion 20 min Summary	Post on Discussion Forum
Day-4	Applied	To write a few expressions of the poet	To present various ideas of Maya Angelou.	40 min Write summary 20 min Questions	Post on Discussion Forum Assignment
Revision					

[Signature]

PRINCIPAL
ANDHRA LOYOLA INSTITUTE OF
ENGINEERING & TECHNOLOGY
VUYAYAMADA-520 088





- Pedagogical methods for effective curriculum delivery are through innovation and creativity:

Technique such as **elicitation** stimulate their learning, and it provides them with a platform to get a partial response or individual words from the learners themselves about the topic. This is

Elicitation

done mainly by eliciting or brainstorming, the outcome of which is placed on a poster or on the board.



Role plays



Role plays allow students to explore their knowledge of realistic situations by interacting with their colleagues and enhancing their confidence level.



Trios

Trios are great alternatives to group work, as it focuses on speaking activity since each of the students can watch and listen while the others speak.


fw
PRINCIPAL
ANDHRA LOYOLA INSTITUTE OF
ENGINEERING & TECHNOLOGY
VIJAYAWADA-520 008



Audio Visual aids and PPTs

Audio Visual aids are effectively used based on particular needs. Audio aids improve their listening skills and Visuals widens their imagination and perception.

Power Point Templates preparations on complex topics by faculty and students open new avenues for creativity and gain additional latest knowledge from OER. Students choose topics of their choice and present them to the class. This in fact increases the cognitive learning capabilities of learners.



Objects, Models and Realia

Objects, Models and Realia are human inventions used as a teaching aid to effectively and symbolically present the concepts to the learners.

PRINCIPAL
ANDHRA LOYOLA INSTITUTE OF
ENGINEERING & TECHNOLOGY
VIJAYAWADA-520 008



ANDHRA LOYOLA INSTITUTE OF ENGINEERING AND TECHNOLOGY


Approved by AICTE, New Delhi and Affiliated to JNTUK-Kakinada

An ISO 9001 : 2015 Certified Institution




MOOCs /Swayam - NPTEL/ TESOL

Moodle Learning Management System (LMS), **NPTEL** programs and **TESOL** online videos for Language enhancing are effectively used by the faculty to stimulate the learning capability of students.





for
PRINCIPAL
ANDHRA LOYOLA INSTITUTE OF
ENGINEERING & TECHNOLOGY
VIJAYAWADA-520 008



Pair work and peer work

Pair work is an important interactive activity. It encourages rapport and collaborative learning and contributes towards building up effective team work. It also adds variety to the lesson.

Peer work is often the best way for large classes of heterogeneous group. It is done by bunching 4-5 students and making them sit close to one another. Some of the task actions for the group work involve group dialogues, drawing or labeling pictures, writing a story, making lists and mind maps



Handwritten signature

PRINCIPAL
ANDHRA LOYOLA INSTITUTE OF
ENGINEERING & TECHNOLOGY
VIJAYAWADA-520 008



Debate

Debate enhances critical thinking and public speaking skills. It focuses on drawing out thoughts and ideas on various topics and arriving at the desired outcome that is pre-planned by the teacher.



Debate



Cross-question Debate

Field trips or Educational Tours

Fieldtrips or Educational Tours are well organized as part of experiential learning which improves observation and inquiry-based learning to have a real-world experience.



Village exposure



Industry visit

Manuals, Handouts, Worksheets & Chart work

Manuals, Handouts and Worksheets are all great sources of information for the learner. Based on the graded level ability of the learner, worksheets are distributed. At times, this is done also through vertical grouping.

PRINCIPAL
ANDHRA LOYOLA INSTITUTE OF
ENGINEERING & TECHNOLOGY
VIJAYAWADA-520 008