


**ACADEMIC REGULATIONS
COURSE STRUCTURE
AND
DETAILED SYLLABUS**

CIVIL ENGINEERING

For

B.Tech., FOUR YEAR DEGREE COURSE

(Applicable for the batches admitted from 2013-14)



**JAWAHARLAL NEHRU TECHNOLOGICAL
UNIVERSITY KAKINADA
KAKINADA – 533003, ANDHRA PRADESH, INDIA.**

Academic Regulations (R13) for B. Tech. (Regular)

Applicable for the students of B. Tech. (Regular) from the Academic Year 2013-14 onwards

1. Award of B. Tech. Degree

A student will be declared eligible for the award of B. Tech. Degree if he fulfils the following academic regulations :

1. A student shall be declared eligible for the award of the B. Tech Degree, if he pursues a course of study in not less than four and not more than eight academic years.
2. The candidate shall register for 180 credits and secure all the 180 credits.

2. Courses of study

The following courses of study are offered at present as specializations for the B. Tech. Courses :

S.No.	Branch
01	Electronics and Communication Engineering
02	Electrical and Electronics Engineering
03	Civil Engineering
04	Mechanical Engineering
05	Computer Science and Engineering
06	Petro Chemical Engineering
07	Information Technology
08	Chemical Engineering
09	Electronics and Instrumentation Engineering
10	Bio-Medical Engineering
11	Aeronautical Engineering
12	Automobile Engineering
13	Bio Technology
14	Electronics and Computer Engineering
15	Mining Engineering
16	Petroleum Engineering
17	Metallurgical Engineering
18	Agricultural Engineering

3. **Distribution and Weightage of Marks**

- (i) The performance of a student in each semester shall be evaluated subject – wise with a maximum of 100 marks for theory subject and 75 marks for practical subject. The project work shall be evaluated for 200 marks.
- (ii) For theory subjects the distribution shall be 30 marks for Internal Evaluation and 70 marks for the End - Examinations.
- (iii) For theory subjects, during the semester there shall be 2 tests. The weightage of Internal marks for 30 consists of Descriptive – 15, Assignment - 05 (Theory, Design, Analysis, Simulation, Algorithms, Drawing, etc. as the case may be) Objective -10 (Conducted at College level with 20 Multiple choice question with a weightage of ½ Mark each). The objective examination is for 20 minutes duration. The subjective examination is for 90 minutes duration conducted for 15 marks. Each subjective type test question paper shall contain **3 questions** and all questions need to be answered. The Objective examination conducted for 10 marks and subjective examination conducted for 15 marks are to be added to the assignment marks of 5 for finalizing internal marks for 30. The best of the two tests will be taken for internal marks. As the syllabus is framed for 6 units, the 1st mid examination (both Objective and Subjective) is conducted in 1-3 units and second test in 4-6 units of each subject in a semester.
- (iv) The end semester examination is conducted covering the topics of all Units for 70 marks. Part – A contains a mandatory question (Brainstorming / Thought provoking / case study) for 22 marks. Part – B has 6 questions (One from each Unit). The student has to answer 3 out of 6 questions in Part – B and carries a weightage of 16 marks each.
- (v) For practical subjects there shall be continuous evaluation during the semester for 25 internal marks and 50 end examination marks. The internal 25 marks shall be awarded as follows: day to day work - 10 marks, Record-5 marks and the remaining 10 marks to be awarded by conducting an internal laboratory test. The end examination shall be conducted by the teacher concerned and external examiner.
- (vi) For the subject having design and / or drawing, (such as Engineering Graphics, Engineering Drawing, Machine Drawing) and estimation, the distribution shall be 30 marks for internal evaluation (20 marks for day – to – day work, and 10 marks for internal tests) and 70 marks for end examination. There shall be two internal tests in a Semester and the better of the two shall be considered for the award of marks for internal tests.

- (vii) For the seminar, the student shall collect the information on a specialized topic and prepare a technical report, showing his understanding over the topic, and submit to the department, which shall be evaluated by the Departmental committee consisting of Head of the department, seminar supervisor and a senior faculty member. The seminar report shall be evaluated for 50 marks. There shall be no external examination for seminar.
- (viii) Out of a total of 200 marks for the project work, 60 marks shall be for Internal Evaluation and 140 marks for the End Semester Examination. The End Semester Examination (Viva – Voce) shall be conducted by the committee. The committee consists of an external examiner, Head of the Department and Supervisor of the Project. The evaluation of project work shall be conducted at the end of the IV year. The Internal Evaluation shall be on the basis of two seminars given by each student on the topic of his project and evaluated by an internal committee.
- (ix) Laboratory marks and the internal marks awarded by the College are not final. The marks are subject to scrutiny and scaling by the University wherever felt desirable. The internal and laboratory marks awarded by the College will be referred to a Committee. The Committee shall arrive at a scaling factor and the marks will be scaled as per the scaling factor. The recommendations of the Committee are final and binding. The laboratory records and internal test papers shall be preserved in the respective departments as per the University norms and shall be produced to the Committees of the University as and when they ask for.

4. Attendance Requirements

1. A student is eligible to write the University examinations if he acquires a minimum of 75% of attendance in aggregate of all the subjects.
2. Condonation of shortage of attendance in aggregate up to 10% (65% and above and below 75%) in each semester may be granted by the College Academic Committee
3. Shortage of Attendance below 65% in aggregate shall not be condoned.
4. A student who is short of attendance in semester may seek re-admission into that semester when offered within 4 weeks from the date of the commencement of class work.
5. Students whose shortage of attendance is not condoned in any semester are not eligible to write their end semester examination of that class.

6. A stipulated fee shall be payable towards condonation of shortage of attendance.
7. A student will be promoted to the next semester if he satisfies the (i) attendance requirement of the present semester and (ii) credits.
8. If any candidate fulfills the attendance requirement in the present semester, he shall not be eligible for readmission into the same class.

5. Minimum Academic Requirements

The following academic requirements have to be satisfied in addition to the attendance requirements mentioned in item no. 4.

- 5.1 A student is deemed to have satisfied the minimum academic requirements if he has **earned the credits allotted to each theory/practical design/drawing subject/project and secures not less than 35% of marks in the end semester exam, and minimum 40% of marks in the sum total of the internal marks and end semester examination marks.**
- 5.2 A student shall be promoted from first year to second year if he fulfills the minimum attendance requirement.
- 5.3 A student will be **promoted from II year to III year** if he fulfills the academic requirement of **40% of the credits up to II year I semester from all the examinations, whether or not the candidate takes the examinations and secures prescribed minimum attendance in II year II semester.**
- 5.4 A student shall be **promoted from III year to IV year** if he fulfills the academic requirements of **40% of the credits up to III year I semester from all the examinations, whether or not the candidate takes the examinations and secures prescribed minimum attendance in III year II semester.**
- 5.5 A student shall register and put up minimum attendance in all 180 credits and earn all 180 credits. **Marks obtained in all the 180 credits shall be considered for the calculation of percentage of marks.**

6. Course pattern

1. The entire course of study is for four academic years, all the years are on semester pattern.
2. A student eligible to appear for the end semester examination in a subject, but absent from it or has failed in the end semester examination, may write the exam in that subject when conducted next.

3. When a student is detained for lack of credits / shortage of attendance, he may be re-admitted into the same semester / year in which he has been detained. However, the academic regulations under which he was first admitted shall continue to be applicable to him.

7. Award of Class

After a student has satisfied the requirements prescribed for the completion of the program and is eligible for the award of B. Tech. Degree, he shall be placed in one of the following four classes:

Class Awarded	% of marks to be secured	From the aggregate marks secured from 180 Credits.
First Class with Distinction	70% and above	
First Class	Below 70 but not less than 60%	
Second Class	Below 60% but not less than 50%	
Pass Class	Below 50% but not less than 40%	

The marks obtained in internal evaluation and end semester examination shall be shown separately in the memorandum of marks.

8. Minimum Instruction Days

The minimum instruction days for each semester shall be 90 working days.

9. There shall be no branch transfers after the completion of the admission process.
10. There shall be no transfer from one college/stream to another within the Constituent Colleges and Units of Jawaharlal Nehru Technological University Kakinada.

11. WITHHOLDING OF RESULTS

If the student has not paid the dues, if any, to the university or if any case of indiscipline is pending against him, the result of the student will be withheld. His degree will be withheld in such cases.

12. **TRANSITORY REGULATIONS**

1. Discontinued or detained candidates are eligible for readmission as and when next offered.
2. In case of transferred students from other Universities, the credits shall be transferred to JNTUK as per the academic regulations and course structure of the JNTUK.

13. **General**

1. Wherever the words “he”, “him”, “his”, occur in the regulations, they include “she”, “her”, “hers”.
2. The academic regulation should be read as a whole for the purpose of any interpretation.
3. In case of any doubt or ambiguity in the interpretation of the above rules, the decision of the Vice-Chancellor is final.
4. The University may change or amend the academic regulations or syllabi at any time and the changes or amendments made shall be applicable to all the students with effect from the dates notified by the University.
5. The students seeking transfer to colleges affiliated to JNTUK from various other Universities/ Institutions have to pass the failed subjects which are equivalent to the subjects of JNTUK, and also pass the subjects of JNTUK on their own without the right to sessional marks which the candidates have not studied at the earlier Institution.

* * * *

Academic Regulations (R13) for B. Tech. **(Lateral entry Scheme)**

Applicable for the students admitted into II year B. Tech. from the Academic Year 2014-15 onwards

1 **Award of B. Tech. Degree**

A student will be declared eligible for the award of B. Tech. Degree if he fulfils the following academic regulations:

- 1.1 A student shall be declared eligible for the award of the B. Tech Degree, if he pursues a course of study in not less than three academic years and not more than six academic years.
- 1.2 The candidate shall register for 132 credits and secure all the 132 credits.

2. The attendance regulations of B. Tech. (Regular) shall be applicable to B.Tech.

3. **Promotion Rule**

A student shall be promoted from second year to third year if he fulfills the minimum attendance requirement.

A student shall be promoted from III year to IV year if he fulfils the academic requirements of 40% of the credits up to III year I semester from all the examinations, whether or not the candidate takes the examinations and secures prescribed minimum attendance in III year II semester.

4. **Award of Class**

After a student has satisfied the requirement prescribed for the completion of the program and is eligible for the award of B. Tech. Degree, he shall be placed in one of the following four classes:

Class Awarded	% of marks to be secured	From the aggregate marks secured from 132 Credits from II year to IV year.
First Class with Distinction	70% and above	
First Class	Below 70% but not less than 60%	
Second Class	Below 60% but not less than 50%	
Pass Class	Below 50% but not less than 40%	

The marks obtained in the internal evaluation and the end semester examination shall be shown separately in the marks memorandum.

5. All the other regulations as applicable to **B. Tech. 4-year degree course (Regular)** will hold good for **B. Tech. (Lateral Entry Scheme)**.

MALPRACTICES RULES

Disciplinary Action for / Improper Conduct in Examinations

	Nature of Malpractices / Improper conduct	Punishment
	<i>If the candidate:</i>	
1. (a)	Possesses or keeps accessible in examination hall, any paper, note book, programmable calculators, Cell phones, pager, palm computers or any other form of material concerned with or related to the subject of the examination (theory or practical) in which he is appearing but has not made use of (material shall include any marks on the body of the candidate which can be used as an aid in the subject of the examination)	Expulsion from the examination hall and cancellation of the performance in that subject only.
(b)	Gives assistance or guidance or receives it from any other candidate orally or by any other body language methods or communicates through cell phones with any candidate or persons in or outside the exam hall in respect of any matter.	Expulsion from the examination hall and cancellation of the performance in that subject only of all the candidates involved. In case of an outsider, he will be handed over to the police and a case is registered against him.
2.	Has copied in the examination hall from any paper, book, programmable calculators, palm computers or any other form of material relevant to the subject of the examination (theory or practical) in which the candidate is appearing.	Expulsion from the examination hall and cancellation of the performance in that subject and all other subjects the candidate has already appeared including practical examinations and project work and shall not be permitted to appear for the remaining examinations of the subjects of that Semester/year. The Hall Ticket of the candidate is to be cancelled and sent to the University.
3.	Impersonates any other candidate in connection with the examination.	The candidate who has impersonated shall be expelled from examination hall. The candidate is also debarred and forfeits the seat. The performance of the original candidate who has been impersonated, shall be cancelled in all the subjects of the

		examination (including practicals and project work) already appeared and shall not be allowed to appear for examinations of the remaining subjects of that semester/year. The candidate is also debarred for two consecutive semesters from class work and all University examinations. The continuation of the course by the candidate is subject to the academic regulations in connection with forfeiture of seat. If the imposter is an outsider, he will be handed over to the police and a case is registered against him.
4.	Smuggles in the Answer book or additional sheet or takes out or arranges to send out the question paper during the examination or answer book or additional sheet, during or after the examination.	Expulsion from the examination hall and cancellation of performance in that subject and all the other subjects the candidate has already appeared including practical examinations and project work and shall not be permitted for the remaining examinations of the subjects of that semester/year. The candidate is also debarred for two consecutive semesters from class work and all University examinations. The continuation of the course by the candidate is subject to the academic regulations in connection with forfeiture of seat.
5.	Uses objectionable, abusive or offensive language in the answer paper or in letters to the examiners or writes to the examiner requesting him to award pass marks.	Cancellation of the performance in that subject.
6.	Refuses to obey the orders of the Chief Superintendent/Assistant – Superintendent / any officer on duty or misbehaves or creates disturbance of any kind in and around the examination hall or organizes a walk out or instigates others to walk out, or threatens the officer-in charge or any person on duty in or outside the	In case of students of the college, they shall be expelled from examination halls and cancellation of their performance in that subject and all other subjects the candidate(s) has (have) already appeared and shall not be permitted to appear for the remaining examinations of the subjects of that

	<p>examination hall of any injury to his person or to any of his relations whether by words, either spoken or written or by signs or by visible representation, assaults the officer-in-charge, or any person on duty in or outside the examination hall or any of his relations, or indulges in any other act of misconduct or mischief which result in damage to or destruction of property in the examination hall or any part of the College campus or engages in any other act which in the opinion of the officer on duty amounts to use of unfair means or misconduct or has the tendency to disrupt the orderly conduct of the examination.</p>	<p>semester/year. The candidates also are debarred and forfeit their seats. In case of outsiders, they will be handed over to the police and a police case is registered against them.</p>
7.	<p>Leaves the exam hall taking away answer script or intentionally tears of the script or any part thereof inside or outside the examination hall.</p>	<p>Expulsion from the examination hall and cancellation of performance in that subject and all the other subjects the candidate has already appeared including practical examinations and project work and shall not be permitted for the remaining examinations of the subjects of that semester/year. The candidate is also debarred for two consecutive semesters from class work and all University examinations. The continuation of the course by the candidate is subject to the academic regulations in connection with forfeiture of seat.</p>
8.	<p>Possess any lethal weapon or firearm in the examination hall.</p>	<p>Expulsion from the examination hall and cancellation of the performance in that subject and all other subjects the candidate has already appeared including practical examinations and project work and shall not be permitted for the remaining examinations of the subjects of that semester/year. The candidate is also debarred and forfeits the seat.</p>

9.	If student of the college, who is not a candidate for the particular examination or any person not connected with the college indulges in any malpractice or improper conduct mentioned in clause 6 to 8.	Student of the colleges expulsion from the examination hall and cancellation of the performance in that subject and all other subjects the candidate has already appeared including practical examinations and project work and shall not be permitted for the remaining examinations of the subjects of that semester/year. The candidate is also debarred and forfeits the seat. Person(s) who do not belong to the College will be handed over to police and, a police case will be registered against them.
10.	Comes in a drunken condition to the examination hall.	Expulsion from the examination hall and cancellation of the performance in that subject and all other subjects the candidate has already appeared including practical examinations and project work and shall not be permitted for the remaining examinations of the subjects of that semester/year.
11.	Copying detected on the basis of internal evidence, such as, during valuation or during special scrutiny.	Cancellation of the performance in that subject and all other subjects the candidate has appeared including practical examinations and project work of that semester/year examinations.
12.	If any malpractice is detected which is not covered in the above clauses 1 to 11 shall be reported to the University for further action to award suitable punishment.	

Malpractices identified by squad or special invigilators

1. Punishments to the candidates as per the above guidelines.
2. Punishment for institutions : (if the squad reports that the college is also involved in encouraging malpractices)
 - (i) A show cause notice shall be issued to the college.
 - (ii) Impose a suitable fine on the college.
 - (iii) Shifting the examination centre from the college to another college for a specific period of not less than one year.

* * * * *



JAWAHARLAL NEHRU TECHNOLOGICAL UNIVERSITY: KAKINADA

KAKINADA-533003, Andhra Pradesh (India)






For Constituent Colleges and Affiliated Colleges of JNTUK

Ragging

Prohibition of ragging in educational institutions Act 26 of 1997

Salient Features

- ⇒ Ragging within or outside any educational institution is prohibited.
- ⇒ Ragging means doing an act which causes or is likely to cause Insult or Annoyance of Fear or Apprehension or Threat or Intimidation or outrage of modesty or Injury to a student

	Imprisonment upto		Fine Upto
Teasing, Embarrassing & Humiliation	 6 Months	+	Rs. 1,000/-
Assaulting or Using Criminal force or Criminal intimidation	 1 Year	+	Rs. 2,000/-
Wrongfully restraining or confining or causing hurt	 2 Years	+	Rs. 5,000/-
Causing grievous hurt, kidnapping or Abducts or rape or committing unnatural offence	 5 Years	+	Rs. 10,000/-
Causing death or abetting suicide	 10 Months	+	Rs. 50,000/-

In Case of Emergency CALL TOLL FREE No. : 1800 - 425 - 1288

LET US MAKE JNTUK A RAGGING FREE UNIVERSITY



**JAWAHARLAL NEHRU TECHNOLOGICAL
UNIVERSITY: KAKINADA**

KAKINADA-533003, Andhra Pradesh (India)

For Constituent Colleges and Affiliated Colleges of JNTUK

Ragging

**ABSOLUTELY
NOT TO RAGGING**

1. Ragging is prohibited as per Act 26 of A.P. Legislative Assembly, 1997.
2. Ragging entails heavy fines and/or imprisonment.
3. Ragging invokes suspension and dismissal from the College.
4. Outsiders are prohibited from entering the College and Hostel without permission.
5. Girl students must be in their hostel rooms by 7.00 p.m.
6. All the students must carry their Identity Cards and show them when demanded.
7. The Principal and the Wardens may visit the Hostels and inspect the rooms any time.



Jawaharlal Nehru Technological University Kakinada

For Constituent Colleges and Affiliated Colleges of JNTUK

In Case of Emergency CALL TOLL FREE No. : 1800 - 425 - 1288

LET US MAKE JNTUK A RAGGING FREE UNIVERSITY

COURSE STRUCTURE

I Year – I SEMESTER

S. No.	Subject	T	P	Credits
1	English – I	3+1*	--	3
2	Mathematics - I	3+1*	--	3
3	Engineering Chemistry	3+1*	--	3
4	Engineering Mechanics	3+1*	--	3
5	Environmental Studies	3+1*	--	3
6	Computer Programming	3+1*	--	3
7	Engineering Chemistry Laboratory	--	3	2
8	English – Communication Skills Lab - I	--	3	2
9	C Programming Lab	--	3	2
Total Credits				24

I Year – II SEMESTER

S. No.	Subject	T	P	Credits
1	English - II	3+1*	--	3
2	Mathematics – II (Mathematical Methods)	3+1*	--	3
3	Mathematics – III	3+1*	--	3
4	Engineering Physics	3+1*	--	3
5	Professional Ethics and Human Values	3+1*	--	3
6	Engineering Drawing	1	3	3
7	English-Communication Skills Lab - II	--	3	2
8	Engineering Physics Laboratory	--	3	2
9	Engineering Physics – Virtual Labs - Assignments	--	2	--
10	Engineering Workshop & IT Workshop	--	3	2
Total Credits				24

II Year – I SEMESTER

S. No.	Subject	T	P	Credits
1	Electrical & Electronics Engineering	3+1*	--	3
2	Probability & Statistics	3+1*	--	3
3	Strength of Materials-I	3+1*	--	3
4	Building Materials and Construction	3+1*	--	3
5	Surveying	3+1*	--	3
6	Fluid Mechanics	3+1*	--	3
7	Surveying Field work-I	--	3	2
8	Strength of Materials Lab	--	3	2
Total Credits				22

II Year – II SEMESTER

S. No.	Subject	T	P	Credits
1	Building Planning & Drawing	3+1*	--	3
2	Managerial Economics and Financial Analysis	3+1*	--	3
3	Strength of Materials- II	3+1*	--	3
4	Hydraulics and Hydraulic Machinery	3+1*	--	3
5	Concrete Technology	3+1*	--	3
6	Structural Analysis - I	3+1*	--	3
7	Fluid Mechanics and Hydraulic Machinery Lab	--	3	2
8	Concrete Technology Lab	--	3	2
9	Surveying Field work-II	--	3	2
Total Credits				24

III Year – I SEMESTER

S. No.	Subject	T	P	Credits
1	Engineering Geology	3+1*	--	3
2	Structural Analysis – II	3+1*	--	3
3	Design and Drawing of Reinforced Concrete Structures	3+1*	--	3
4	Geotechnical Engineering – I	3+1*	--	3
5	Transportation Engineering – I	3+1*	--	3
6	IPR & Patents	3+1*	--	2
7	Geotechnical Engineering Lab	--	3	2
8	Engineering Geology Lab	--	3	2
Total Credits				21

III Year – II SEMESTER

S. No.	Subject	T	P	Credits
1	Design and Drawing of Steel Structures	3+1*	--	3
2	Geotechnical Engineering – II	3+1*	--	3
3	Water Resources Engineering-I	3+1*	--	3
4	Environmental Engineering – I	3+1*	--	3
5	Transportation Engineering – II	3+1*	--	3
6	OPEN ELECTIVE	3+1*	--	3
7	Computer Aided Engineering Drawing	--	3	2
8	Transportation Engineering Lab	--	3	2
Total Credits				22

IV Year – I SEMESTER

S. No.	Subject	T	P	Credits
1	Environmental Engineering – II	3+1*	--	3
2	Prestressed Concrete	3+1*	--	3
3	Construction Technology and Management	3+1*	--	3
4	Water Resources Engineering–II	3+1*	--	3
5	Remote Sensing and GIS Applications	3+1*	--	3
6	ELECTIVE - I	3+1*	--	3
7	Environmental Engineering Lab	--	3	2
8	GIS & CAD Lab	--	3	2
Total Credits				22

IV Year – II SEMESTER

S. No.	Subject	T	P	Credits
1	Estimating, Specifications & Contracts	3+1*	--	3
2	ELECTIVE –II	3+1*	--	3
3	ELECTIVE – III	3+1*	--	3
4	ELECTIVE – IV	3+1*	--	3
5	Project Work			9
Total Credits				21

OPEN ELECTIVE:

- a) Environmental Pollution and Control
- b) Disaster Management
- c) Industrial Water & Waste Water Management
- d) Architecture and Town Planning
- e) Finite Element Method
- f) Green Technologies

Elective-I:

- a) Ground Improvement Techniques
- b) Air Pollution and Control
- c) Matrix methods of Structural Analysis
- d) Urban Hydrology
- e) Advanced Surveying
- f) Interior Designs and Decorations

Elective-II:

- a. Engineering with Geo-synthetics
- b. Environmental Impact Assessment and Management
- c. Advanced Structural Engineering
- d. Ground Water Development and Management
- e. Traffic Engineering
- f. Infrastructure Management

Elective-III:

- a) Advanced foundation Engineering
- b) Solid waste Management
- c) Earthquake Resistant Design
- d) Water Shed Management
- e) Pavement Analysis and Design
- f) Green Buildings

Elective-IV:

- a) Soil Dynamics and Machine Foundations
- b) Environmental and Industrial Hygiene
- c) Repair and Rehabilitation of Structures
- d) Water Resources System Planning and Management
- e) Urban Transportation Planning
- f) Safety Engineering
- g) Bridge Engineering

SYLLABUS**I Year – I SEMESTER****T P C**
3+1 0 3**ENGLISH –I**
(Common to All Branches)**DETAILED TEXT-I English Essentials : Recommended Topics :****1. IN LONDON: M.K.GANDHI**

OBJECTIVE: To apprise the learner how Gandhi spent a period of three years in London as a student.

OUTCOME: The learner will understand how Gandhi grew in introspection and maturity.

2. THE KNOWLEDGE SOCIETY- APJ KALAM

OBJECTIVE: To make the learners rediscover India as a land of Knowledge.

OUTCOME: The learners will achieve a higher quality of life, strength and sovereignty of a developed nation.

3. THE SCIENTIFIC POINT OF VIEW- J.B.S. HALDANE

OBJECTIVE: This essay discusses how scientific point of view seeks to arrive at the truth without being biased by emotion.

OUTCOME: This develops in the student the scientific attitude to solve many problems which we find difficult to tackle.

4. PRINCIPLES OF GOOD WRITING:

OBJECTIVE: To inform the learners how to write clearly and logically.

OUTCOME: The learner will be able to think clearly and logically and write clearly and logically.

5. MAN’S PERIL

OBJECTIVE: To inform the learner that all men are in peril.

OUTCOME: The learner will understand that all men can come together and avert the peril.

6. THE DYING SUN—SIR JAMES JEANS

OBJECTIVE: This excerpt from the book “The Mysterious Universe” presents the mysterious nature of the Universe and the stars which present numerous problems to the scientific mind. Sir James Jeans uses a poetic approach to discuss the scientific phenomena.

OUTCOME: This provides the students to think about the scientific phenomena from a different angle and also exposes the readers to poetic expressions.

7. LUCK—MARK TWAIN

OBJECTIVE: This is a short story about a man's public image and his true nature. The theme of the story is that luck can be a factor of life, so that even if one is incompetent but lucky, one can still succeed.

OUTCOME: The story is humorous in that it contains a lot of irony. Thus this develops in the learner understand humorous texts and use of words for irony.

Text Book : 'English Essentials' by Ravindra Publications

NON-DETAILED TEXT:

(From Modern Trailblazers of Orient Blackswan)
(Common single Text book for two semesters)
(Semester I (1 to 4 lessons)/ Semester II (5 to 8 lessons))

1. G.D.Naidu

OBJECTIVE: To inspire the learners by G.D.Naidu's example of inventions and contributions.

OUTCOME: The learner will be in a position to emulate G.D.Naidu and take to practical applications.

2. G.R.Gopinath

OBJECTIVE: To inspire the learners by his example of inventions.

OUTCOME: Like G.R.Gopinath, the learners will be able to achieve much at a low cost and help the common man.

3. Sudhamurthy

OBJECTIVE: To inspire the learners by the unique interests and contributions of Sudha Murthy.

OUTCOME: The learner will take interest in multiple fields of knowledge and make life worthwhile through social service.

4. Vijay Bhatkar

OBJECTIVE: To inspire the learner by his work and studies in different fields of engineering and science.

OUTCOME: The learner will emulate him and produce memorable things.

Text Book : 'Trail Blazers' by Orient Black Swan Pvt. Ltd. Publishers

I Year – I SEMESTER

T	P	C
3+1	0	3

MATHEMATICS – I (DIFFERENTIAL EQUATIONS)
(Common to All Branches)

UNIT I: Differential equations of first order and first degree:

Linear-Bernoulli-Exact-Reducible to exact.

Applications : Newton's Law of cooling-Law of natural growth and decay-orthogonal trajectories.

Subject Category

ABET Learning Objectives	a d e
ABET internal assessments	1 2 6
JNTUK External Evaluation	A B E

UNIT II: Linear differential equations of higher order:

Non-homogeneous equations of higher order with constant coefficients with RHS term of the type e^{ax} , $\sin ax$, $\cos ax$, polynomials in x , $e^{ax}V(x)$, $xV(x)$.

Applications : LCR circuit, Simple Harmonic motion

Subject Category

ABET Learning Objectives	a d e
ABET internal assessments	1 2 6
JNTUK External Evaluation	A B E

UNIT III Laplace transforms:

Laplace transforms of standard functions-Shifting Theorems, Transforms of derivatives and integrals – Unit step function –Dirac's delta function- Inverse Laplace transforms– Convolution theorem (with out proof).

Application : Solutions of ordinary differential equations using Laplace transforms.

Subject Category

ABET Learning Objectives	a e
ABET internal assessments	1 2 6
JNTUK External Evaluation	A B E

UNIT IV Partial differentiation:

Introduction- Total derivative-Chain rule-Generalized Mean Value theorem for single variable (without proof)-Taylors and Mc Laurent's series for two variables– Functional dependence- Jacobian.

Applications: Maxima and Minima of functions of two variables with constraints and without constraints.

Subject Category

ABET Learning Objectives a c e

ABET internal assessments 1 2 6

JNTUK External Evaluation A B E

UNIT V First order Partial differential equations:

Formation of partial differential equations by elimination of arbitrary constants and arbitrary functions – solutions of first order linear (Lagrange) equation and nonlinear (standard type) equations

Subject Category

ABET Learning Objectives a e

ABET internal assessments 1 2 6

JNTUK External Evaluation A B E

UNIT VI Higher order Partial differential equations:

Solutions of Linear Partial differential equations with constant coefficients- Method of separation of Variables

Applications : One- dimensional Wave, Heat equations - two-dimensional Laplace Equation.

Subject Category

ABET Learning Objectives a e

ABET internal assessments 1 2 6

JNTUK External Evaluation B E

Books:

1. **B.S.GREWAL**, Higher Engineering Mathematics, 42nd Edition, Khanna Publishers
2. **ERWIN KREYSZIG**, Advanced Engineering Mathematics, 9th Edition, Wiley-India
3. **GREENBERG**, Advanced Engineering Mathematics, 2nd edition, Pearson edn
4. **DEAN G. DUFFY**, Advanced engineering mathematics with MATLAB, CRC Press
5. **PETER O'NEIL**, advanced Engineering Mathematics, Cengage Learning.

Subject Category	ABET Learning Objectives	ABET Internal Assessments	JNTUK External Evaluation	Remarks
Theory Design Analysis Algorithms Drawing Others	a) Apply knowledge of math, science, & engineering b) Design & conduct experiment, analyze & interpret data c) Design a system/process to meet desired needs within economic, social, political, ethical, health/safety, manufacturability, & sustainability constraints d) Function on multidisciplinary teams e) Identify, formulate, & solve engineering problems f) Understand professional & ethical responsibilities g) Communicate effectively h) Understand	1. Objective tests 2. Essay questions tests 3. Peer tutoring based 4. Simulation based 5. Design oriented 6. Problem based 7. Experiential (project based) based 8. Lab work or field work based 9. Presentation based 10. Case Studies based 11. Role-play based 12. Portfolio based	A. Questions should have: B. Definition, Principle of operation or philosophy of concept. C. Mathematical treatment, derivations, analysis, synthesis, numerical problems with inference. D. Design oriented problems E. Troubleshooting type of questions F. Applications related questions G. Brain storming questions	

	<p>impact of engineering solutions in global, economic, environmental, & societal context</p> <p>i) Recognize need for & be able to engage in lifelong learning</p> <p>j) Know contemporary issues</p> <p>k) Use techniques, skills, modern tools for engineering practices</p>			
--	-----------------------------------------------------------------------------------------------------------------------------------------------------------------------------------------------------------------------------------------------------------------------------------------	--	--	--

I Year – I SEMESTER**T P C**
3+1 0 3**ENGINEERING CHEMISTRY****UNIT-I: WATER TECHNOLOGY**

Hard Water – Estimation of hardness by EDTA method – Potable water- Sterilization and Disinfection – Boiler feed water – Boiler troubles – Priming and foaming , scale formation, corrosion, caustic embrittlement, turbine deposits – Softening of water – Lime soda, Zeolite processes – Reverse osmosis – Electro Dialysis, Ion exchange process

Objectives : For prospective engineers knowledge about water used in industries (boilers etc.) and for drinking purposes is useful; hence chemistry of hard water, boiler troubles and modern methods of softening hard water is introduced.

UNIT-II : ELECTROCHEMISTRY

Concept of Ionic conductance – Ionic Mobilities – Applications of Kohlrausch law – Conductometric titrations – Galvanic cells – Electrode potentials – Nernst equation – Electrochemical series – Potentiometric titrations – Concentration cells – Ion selective electrode –Glass electrodes – Fluoride electrode; Batteries and Fuel cells.

Objectives : Knowledge of galvanic cells, electrode potentials, concentration cells is necessary for engineers to understand corrosion problem and its control ; also this knowledge helps in understanding modern bio-sensors, fuel cells and improve them.

UNIT-III : CORROSION

Causes and effects of corrosion – theories of corrosion (dry, chemical and electrochemical corrosion) – Factors affecting corrosion – Corrosion control methods – Cathodic protection –Sacrificial Anodic, Impressed current methods – Surface coatings – Methods of application on metals (Hot dipping, Galvanizing, tinning , Cladding, Electroplating, Electroless plating) – Organic surface coatings – Paints – Their constituents and their functions.

Objectives : the problems associated with corrosion are well known and the engineers must be aware of these problems and also how to counter them.

UNIT-IV : HIGH POLYMERS

Types of Polymerization – Stereo regular Polymers – Physical and Mechanical properties of polymers – Plastics – Thermoplastics and thermo setting plastics – Compounding and Fabrication of plastics – Preparation and

properties of Polyethylene, PVC and Bakelite – Elastomers – Rubber and Vulcanization – Synthetic rubbers – Styrene butadiene rubber – Thiokol – applications.

Objectives : Plastics are materials used very widely as engineering materials. An understanding of properties particularly physical and mechanical properties of polymers / plastics / elastomers helps in selecting suitable materials for different purposes.

UNIT-V : FUELS

Coal – Proximate and ultimate analysis – Numerical problems based on analysis – Calorific value – HCV and LCV – Problems based on calorific values; petroleum – Refining – Cracking – Petrol – Diesel knocking; Gaseous fuels – Natural gas – LPG, CNG – Combustion – Problems on air requirements.

Objectives : A board understanding of the more important fuels employed on a large scale is necessary for all engineer to understand energy – related problems and solve them.

UNIT-VI : CHEMISTRY OF ADVANCED MATERIALS

Nanomaterials (Preparation of carbon nanotubes and fullerenes – Properties of nanomaterials – Engineering applications) – Liquid crystals (Types – Application in LCD and Engineering Applications) – Fiber reinforced plastics – Biodegradable polymers – Conducting polymers – Solar cells (Solar heaters – Photo voltaic cells – Solar reflectors – Green house concepts – Green chemistry (Methods for green synthesis and Applications) – Cement – Hardening and setting – Deterioration of cement concrete.

Objectives : With the knowledge available now, future engineers should know at least some of the advanced materials that are becoming available. Hence some of them are introduced here.

TEXT BOOKSS

1. Jain and Jain (Latest Edition), Engineering Chemistry, Dhanpat Rai Publishing company Ltd.
2. N.Y.S.Murthy, V.Anuradha, KRamaRao “A Text Book of Engineering Chemistry”, Maruthi Publications.
3. C.Parameswara Murthy, C.V.Agarwal, Adhra Naidu (2006) Text Book of Engineering Chemistry, B.S.Publications.
4. B.Sivasankar (2010), Engineering Chemistry, McGraw-Hill companies.

-
5. Ch.Venkata Ramana Reddy and Ramadevi (2013) , Engineering Chemistry, Cengage Learning.

REFERENCES

1. S.S. Dara (2013) Text Book of Engineering Chemistry, S.Chand Technical Series.
2. K.Sesha Maheswaramma and Mridula Chugh (2013), Engineering Chemistry, Pearson Publications.
3. R.Gopalan, D.Venkatappayya, Sulochana Nagarajan (2011), Text Book of Engineering Chemistry, Vikas Publications.
4. B.Viswanathan and M.Aulice Scibioh (2009), Fuel Cells, Principals and applications, University Press.

I Year – I SEMESTER**T P C**
3+1 0 3**ENGINEERING MECHANICS**

Objectives: The students completing this course are expected to understand the concepts of forces and its resolution in different planes, resultant of force system, Forces acting on a body, their free body diagrams using graphical methods. They are required to understand the concepts of centre of gravity and moments of inertia and their application, Analysis of frames and trusses, different types of motion, friction and application of work - energy method.

UNIT – I

Objectives: The students are to be exposed to the concepts of force and friction , direction and its application.

Introduction to Engg.Mechanics – Basic Concepts.

Systems of Forces :Coplanar Concurrent Forces – Components in Space – Resultant – Moment of Force and its Application – Couples and Resultant of Force Systems.Introduction ,limiting friction and impending motion, coulomb’s laws of dry friction , coefficient of friction, cone of friction.

UNIT II

Objectives: The students are to be exposed to application of free body diagrams. Solution to problems using graphical methods and law of triangle of forces.

Equilibrium of Systems of Forces :Free Body Diagrams, Equations of Equilibrium of Coplanar Systems, Spatial Systems for concurrent forces. Lamis Theorm, Graphical method for the equilibrium of coplanar forces, Converse of the law of Triangle of forces, converse of the law of polygon of forces condition of equilibrium.

UNIT – III

Objectives : The students are to be exposed to concepts of centre of gravity.

Centroid :Centroids of simple figures (from basic principles) – Centroids of Composite Figures.

Centre of Gravity :Centre of gravity of simple body (from basis principles), centre of gravity of composite bodies, pappus theorem.

UNIT IV

Objective: The students are to be exposed to concepts of moment of inertia and polar moment of inertia including transfer methods and their applications.

Area moments of Inertia : Definition – Polar Moment of Inertia, Transfer Theorem, Moments of Inertia of Composite Figures, Products of Inertia, Transfer Formula for Product of Inertia. **Mass Moment of Inertia :** Moment of Inertia of Masses, Transfer Formula for Mass Moments of Inertia, mass moment of inertia of composite bodies.

UNIT – V

Objectives : The students are to be exposed to motion in straight line and in curvilinear paths, its velocity and acceleration computation and methods of representing plane motion.

Kinematics : Rectilinear and Curvelinear motions – Velocity and Acceleration – Motion of Rigid Body – Types and their Analysis in Planar Motion. **Kinetics :** Analysis as a Particle and Analysis as a Rigid Body in Translation – Central Force Motion – Equations of Plane Motion – Fixed Axis Rotation – Rolling Bodies.

...

UNIT – VI

Objectives: The students are to be exposed to concepts of work, energy and particle motion

Work – Energy Method : Equations for Translation, Work-Energy Applications to Particle Motion, Connected System-Fixed Axis Rotation and Plane Motion. Impulse momentum method.

TEXT BOOKS:

1. Engg. Mechanics - S.Timoshenko & D.H.Young., 4th Edn - , Mc Graw Hill publications.
2. Engineering Mechanics: Statics and Dynamics 3rd edition, Andrew Pytel and Jaan Kiusalaas; Cengage Learning publishers.

REFERENCES:

1. Engineering Mechanics statics and dynamics – R.C.Hibbeler, 11th Edn – Pearson Publ.
2. Engineering Mechanics , statics – J.L.Meriam, 6th Edn – Wiley India Pvt Ltd.

3. Engineering Mechanics , dynamics – J.L.Meriam, 6th Edn – Wiley India Pvt Ltd.
4. Engineering Mechanics , statics and dynamics – I.H.Shames, – Pearson Publ.
5. Mechanics For Engineers , statics - F.P.Beer & E.R.Johnston – 5th Edn Mc Graw Hill Publ.
6. Mechanics For Engineers, dynamics - F.P.Beer & E.R.Johnston – 5th Edn Mc Graw Hill Publ.
7. Theory & Problems of engineering mechanics, statics & dynamics – E.W.Nelson, C.L.Best & W.G. McLean, 5th Edn – Schaum's outline series - Mc Graw Hill Publ.
8. Engineering Mechanics , Ferdinand . L. Singer , Harper – Collins.
9. Engineering Mechanics statics and dynamics , A Nelson, Mc Graw Hill publications.
10. Engineering Mechanics, Tayal. Umesh Publ.

I Year – I SEMESTER

T P C
3+1 0 3

COMPUTER PROGRAMMING

Objectives: Formulating algorithmic solutions to problems and implementing algorithms in C

UNIT I:

Unit objective: Notion of Operation of a CPU, Notion of an algorithm and computational procedure, editing and executing programs in Linux

Introduction: Computer systems, Hardware and Software Concepts,

Problem Solving: Algorithm / Pseudo code, flowchart, program development steps, computer languages: machine, symbolic and highlevel languages, Creating and Running Programs: Writing, Editing(vi/emacs editor), Compiling(gcc), Linking and Executing in under Linux.

BASICS OF C: Structure of a C program, identifiers, basic data types and sizes. Constants, Variables, Arithmetic , relational and logical operators, increment and decrement operators, conditional operator, assignment operator, expressions, type conversions, Conditional Expressions, precedence and order of evaluation, Sample Programs.

UNIT II:

Unit objective: understanding branching, iteration and data representation using arrays

SELECTION – MAKING DECISION: TWO WAY SELECTION: if-else, null else, nested if, examples, Multi-way selection: switch, else-if, examples.

ITERATIVE: loops- while, do-while and for statements , break, continue, initialization and updating, event and counter controlled loops, Looping applications: Summation, powers, smallest and largest.

ARRAYS: Arrays- concepts, declaration, definition, accessing elements, storing elements, Strings and String Manipulations, 1-D arrays, 2-Darrays and character arrays, string manipulations, Multidimensional arrays, array applications: Matrix operations, checking the symmetricity of a Matrix.

STRINGS: concepts, c strings.

UNIT III:

Objective: Modular programming and recursive solution formulation

FUNCTIONS- MODULAR PROGRAMMING: functions, basics, parameter passing, storage classes extern, auto, register, static, scope rules, block structure, user defined functions, standard library functions, recursive functions, Recursive solutions for fibonacci series, towers of Hanoi, header

files, C Preprocessor, example c programs, Passing 1-D arrays, 2-D arrays to functions.

UNIT IV:

Objective: Understanding pointers and dynamic memory allocation

POINTERS: pointers- concepts, initialization of pointer variables, pointers and function arguments, passing by address- dangling memory, address arithmetic, character pointers and functions, pointers to pointers, pointers and multi-dimensional arrays, dynamic memory management functions, command line arguments

UNIT V:

Objective: Understanding miscellaneous aspects of C

ENUMERATED, STRUCTURE AND UNION TYPES: Derived types- structures- declaration, definition and initialization of structures, accessing structures, nested structures, arrays of structures, structures and functions, pointers to structures, self referential structures, unions, typedef, bit-fields, program applications

BIT-WISE OPERATORS: logical, shift, rotation, masks.

UNIT VI:

Objective: Comprehension of file operations

FILE HANDLING: Input and output- concept of a file, text files and binary files, Formatted I/O, File I/O operations, example programs

Text Books:

1. Problem Solving and Program Design in C, Hanly, Koffman, 7thed, PERSON.
2. Programming in C, Second Edition Pradip Dey and Manas Ghosh, OXFORD Higher Education.
3. Programming in C, A practical approach Ajay Mittal PEARSON.
4. The C programming Language by Dennis Richie and Brian Kernighan.
5. Programming in C, B. L. Juneja, Anith Seth, Cengage Learning.

Reference Books:

1. C Programming, A Problem Solving Approach, Forouzan, Gilberg, Prasad, CENGAGE.
2. Programming with C, Bichkar, Universities Press
3. Programming in C, Reema Thareja, OXFORD
4. C by Example, Noel Kalicharan, Cambridge

I Year – I SEMESTER**T P C**
3+1 0 3**ENVIRONMENTAL STUDIES****Course Learning Objectives:**

The objectives of the course is to impart

1. Overall understanding of the natural resources
2. Basic understanding of the ecosystem and its diversity
3. Acquaintance on various environmental challenges induced due to unplanned anthropogenic activities.
4. An understanding of the environmental impact of developmental activities
5. Awareness on the social issues, environmental legislation and global treaties.

Course Outcomes:

The student should have knowledge on

1. The natural resources and their importance for the sustenance of the life and recognise the need to conserve the natural resources.
2. The concepts of the ecosystem and its function in the environment. The need for protecting the producers and consumers in various ecosystems and their role in the food web.
3. The biodiversity of India and the threats to biodiversity, and conservation practices to protect the biodiversity
4. Various attributes of the pollution and their impacts and measures to reduce or control the pollution along with waste management practices
5. Social issues both rural and urban environment and the possible means to combat the challenges.
6. The environmental legislations of India and the first global initiatives towards sustainable development.
7. About environmental assessment and the stages involved in EIA and the environmental audit.

Syllabus:**UNIT - I**

Multidisciplinary nature of Environmental Studies: Definition, Scope and Importance –Sustainability: Stockholm and Rio Summit–Global Environmental Challenges: Global warming and climate change, acid rains,

ozone layer depletion, population growth and explosion, effects. Role of information Technology in Environment and human health.

Ecosystems: Concept of an ecosystem. - Structure and function of an ecosystem. - Producers, consumers and decomposers. - Energy flow in the ecosystem - Ecological succession. - Food chains, food webs and ecological pyramids. - Introduction, types, characteristic features, structure and function of Forest ecosystem, Grassland ecosystem, Desert ecosystem, Aquatic ecosystems.

UNIT - II

Natural Resources: Natural resources and associated problems

Forest resources – Use and over – exploitation, deforestation – Timber extraction – Mining, dams and other effects on forest and tribal people.

Water resources – Use and over utilization of surface and ground water – Floods, drought, conflicts over water, dams – benefits and problems.

Mineral resources: Use and exploitation, environmental effects of extracting and using mineral resources.

Food resources : World food problems, changes caused by non-agriculture activities-effects of modern agriculture, fertilizer-pesticide problems, water logging, salinity.

Energy resources : Growing energy needs, renewable and non-renewable energy sources use of alternate energy sources.

Land resources : Land as a resource, land degradation, Wasteland reclamation, man induced landslides, soil erosion and desertification. Role of an individual in conservation of natural resources. Equitable use of resources for sustainable lifestyles.

UNIT - III

Biodiversity and its conservation: Definition: genetic, species and ecosystem diversity- classification - Value of biodiversity: consumptive use, productive use, social-Biodiversity at national and local levels. India as a mega-diversity nation - Hot-spots of biodiversity - Threats to biodiversity: habitat loss, man-wildlife conflicts. - Endangered and endemic species of India – Conservation of biodiversity: conservation of biodiversity.

UNIT - IV

Environmental Pollution: Definition, Cause, effects and control measures of Air pollution, Water pollution, Soil pollution, Noise pollution, Nuclear hazards. Role of an individual in prevention of pollution. - Pollution case studies.

Solid Waste Management: Sources, classification, effects and control measures of urban and industrial solid wastes. Consumerism and waste products.

UNIT - V

Social Issues and the Environment: Urban problems related to energy - Water conservation, rain water harvesting-Resettlement and rehabilitation of people; its problems and concerns. Environmental ethics: Issues and possible solutions. Environmental Protection Act -Air (Prevention and Control of Pollution) Act. -Water (Prevention and control of Pollution) Act -Wildlife Protection Act -Forest Conservation Act-Issues involved in enforcement of environmental legislation. - Public awareness.

UNIT - VI

Environmental Management: Impact Assessment and its significance various stages of EIA, preparation of EMP and EIS, Environmental audit. Ecotourism.

The student should submit a report individually on any issues related to Environmental Studies course and make a power point presentation.

Text Books:

1. Environmental Studies by R. Rajagopalan, 2nd Edition, 2011, Oxford University Press.
2. A Textbook of Environmental Studies by Shaashi Chawla, TMH, New Delhi
3. Environmental Studies by P.N. Palanisamy, P. Manikandan, A. Geetha, and K. Manjula Rani; Pearson Education, Chennai

Reference:

1. Text Book of Environmental Studies by Deeshita Dave & P. Udaya Bhaskar, Cengage Learning.
2. Environmental Studies by K.V.S.G. Murali Krishna, VGS Publishers, Vijayawada.
3. Environmental Studies by Benny Joseph, Tata McGraw Hill Co, New Delhi.
4. Environmental Studies by Piyush Malaviya, Pratibha Singh, Anoop singh: Acme Learning, New Delhi.
5. Text book at environmental science of technology M. Anji Reddy, BS Publications, Hyderabad.

I Year – I SEMESTER

T P C
0 3 2

ENGINEERING CHEMISTRY LABORATORY

List of Experiments

1. Introduction to chemistry laboratory – Molarity, Normality, Primary, Secondary standard solutions, Volumetric titrations, Quantitative analysis, Quantitative analysis etc.
2. Trial experiment – Estimation of HCl using standard Na_2CO_3 solutions.
3. Estimation of KMnO_4 using standard Oxalic acid solution.
4. Estimation of Ferric iron using standard $\text{K}_2\text{Cr}_2\text{O}_7$ solution.
5. Estimation of Copper using standard $\text{K}_2\text{Cr}_2\text{O}_7$ solution.
6. Estimation of Total Hardness water using standard EDTA solution.
7. Estimation of Copper using standard EDTA solution.
8. Estimation of Copper using Colorimeter.
9. Estimation of pH of the given sample solution using pH meter.
10. Conductometric Titrations between strong acid and strong base
11. Conductometric Titrations between strong acid and Weak base
12. Potentiometric Titrations between strong acid and strong base
13. Potentiometric Titrations between strong acid and Weak base
14. Estimation of Zinc using standard potassium ferrocyanide solution
15. Estimation of Vitamin – C

TEXT BOOKS

1. Dr. Jyotsna Cherukuis (2012) Laboratory Manual of Engineering Chemistry-II, VGS Techno Series
2. Chemistry Practical Manual, Lorven Publications
3. K. Mukkanti (2009) Practical Engineering Chemistry, B.S. Publication.

I Year – I SEMESTER**T P C**
0 3 2**ENGLISH – COMMUNICATION SKILLS LAB – I****Suggested Lab Manuals:**

OBJECTIVE: To impart to the learner the skills of grammar as well as communication through listening, speaking, reading, and writing including soft, that is life skills.

BASIC COMMUNICATION SKILLS

UNIT 1	A. Greeting and Introductions B. Pure Vowels
UNIT 2	A. Asking for information and Requests B. Diphthongs
UNIT 3	A. Invitations B. Consonants
UNIT 4	A. Commands and Instructions B. Accent and Rhythm
UNIT 5	A. Suggestions and Opinions B. Intonation

Text Book:

‘Strengthen your Communication Skills’ Part-A by Maruthi Publications

Reference Books:

1. INFOTECH English (Maruthi Publications).
2. Personality Development and Soft Skills (Oxford University Press, New Delhi).

I Year – I SEMESTER

T	P	C
0	3	2

C PROGRAMMING LAB**Exercise 1**

- Write a C Program to calculate the area of triangle using the formula $\text{area} = (s(s-a)(s-b)(s-c))^{1/2}$ where $s = (a+b+c)/2$
- Write a C program to find the largest of three numbers using ternary operator.
- Write a C Program to swap two numbers without using a temporary variable.

Exercise 2

- 2's complement of a number is obtained by scanning it from right to left and complementing all the bits after the first appearance of a 1. Thus 2's complement of 11100 is 00100. Write a C program to find the 2's complement of a binary number.
- Write a C program to find the roots of a quadratic equation.
- Write a C program, which takes two integer operands and one operator from the user, performs the operation and then prints the result. (Consider the operators +, -, *, /, % and use Switch Statement).

Exercise 3

- Write a C program to find the sum of individual digits of a positive integer and find the reverse of the given number.
- A Fibonacci sequence is defined as follows: the first and second terms in the sequence are 0 and 1. Subsequent terms are found by adding the preceding two terms in the sequence. Write a C program to generate the first n terms of the sequence.
- Write a C program to generate all the prime numbers between 1 and n, where n is a value supplied by the user.

Exercise 4

- Write a C Program to print the multiplication table of a given number n up to a given value, where n is entered by the user.
- Write a C Program to enter a decimal number, and calculate and display the binary equivalent of that number.
- Write a C Program to check whether the given number is Armstrong number or not.

Exercise 5

- a) Write a C program to interchange the largest and smallest numbers in the array.
- b) Write a C program to implement a liner search.
- c) Write a C program to implement binary search.

Exercise 6

- a) Write a C program to implement sorting of an array of elements .
- b) Write a C program to input two m x n matrices, check the compatibility and perform addition and multiplication of them.

Exercise 7

Write a C program that uses functions to perform the following operations:

- i. To insert a sub-string in to given main string from a given position.
- ii. To delete n Characters from a given position in a given string.
- iii. To replace a character of string either from beginning or ending or at a specified location.

Exercise 8

Write a C program that uses functions to perform the following operations using Structure:

- i) Reading a complex number
- ii) Writing a complex number
- iii) Addition of two complex numbers
- iv) Multiplication of two complex numbers

Exercise 9

Write C Programs for the following string operations without using the built in functions

- to concatenate two strings
- to append a string to another string
- to compare two strings

Exercise 10

Write C Programs for the following string operations without using the built in functions

- to find t he length of a string
- to find whether a given string is palindrome or not

Exercise 11

- a) Write C functions to find both the largest and smallest number of an array of integers.
- b) Write C programs illustrating call by value and call by reference concepts.

Exercise 12

Write C programs that use both recursive and non-recursive functions for the following

- i) To find the factorial of a given integer.
- ii) To find the GCD (greatest common divisor) of two given integers.
- iii) To find Fibonacci sequence

Exercise 13

- a) Write C Program to reverse a string using pointers
- b) Write a C Program to compare two arrays using pointers

Exercise 14

- a) Write a C program consisting of Pointer based function to exchange value of two integers using passing by address.
- b) Write a C program to swap two numbers using pointers

Exercise 15

Examples which explore the use of structures, union and other user defined variables.

Exercise 16

- a) Write a C program which copies one file to another.
- b) Write a C program to count the number of characters and number of lines in a file.
- c) Write a C Program to merge two files into a third file. The names of the files must be entered using command line arguments.

I Year – II SEMESTER

T P C
3+1 0 3

ENGLISH –II
(Common to All Branches)

DETAILED TEXT-II; **Sure Outcomes:** English for Engineers and Technologists **Recommended Topics** :

1. TECHNOLOGY WITH A HUMAN FACE

OBJECTIVE: To make the learner understand how modern life has been shaped by technology.

OUTCOME: The proposed technology is people's technology. It serves the human person instead of making him the servant of machines.

2. CLIMATE CHANGE AND HUMAN STRATEGY

OBJECTIVE: To make the learner understand how the unequal heating of earth's surface by the Sun, an atmospheric circulation pattern is developed and maintained.

OUTCOME: The learner's understand that climate must be preserved.

3. EMERGING TECHNOLOGIES

OBJECTIVE: To introduce the technologies of the 20th century and 21st centuries to the learners.

OUTCOME: The learner will adopt the applications of modern technologies such as nanotechnology.

4. WATER- THE ELIXIR OF LIFE

OBJECTIVE: To inform the learner of the various advantages and characteristics of water.

OUTCOME: The learners will understand that water is the elixir of life.

5. THE SECRET OF WORK

OBJECTIVE: In this lesson, Swami Vivekananda highlights the importance of work for any development.

OUTCOME: The students will learn to work hard with devotion and dedication.

6. WORK BRINGS SOLACE

OBJECTIVE: In this lesson Abdul Kalam highlights the advantage of work.

OUTCOME: The students will understand the advantages of work. They will overcome their personal problems and address themselves to national and other problems.

Text Book : 'Sure Outcomes' by Orient Black Swan Pvt. Ltd. Publishers

NON-DETAILED TEXT:

**(From Modern Trailblazers of Orient Blackswan)
(Common single Text book for two semesters)
(Semester I (1 to 4 lessons)/ Semester II (5 to 8 lessons))**

1. J.C. Bose

OBJECTIVE: To apprise of J.C.Bose's original contributions.

OUTCOME: The learner will be inspired by Bose's achievements so that he may start his own original work.

2. Homi Jehangir Bhabha

OBJECTIVE: To show Bhabha as the originator of nuclear experiments in India.

OUTCOME: The learner will be inspired by Bhabha's achievements so as to make his own experiments.

3. Vikram Sarabhai

OBJECTIVE: To inform the learner of the pioneering experiments conducted by Sarabhai in nuclear energy and relevance of space programmes.

OUTCOME: The learner will realize that development is impossible without scientific research.

4. A Shadow- R.K.Narayan

OBJECTIVE: To expose the reader to the pleasure of the humorous story.

OUTCOME: The learner will be in a position to appreciate the art of writing a short story and try his hand at it.

Text Book : 'Trail Blazers' by Orient Black Swan Pvt. Ltd. Publishers

I Year – II SEMESTER**T P C**
3+1 0 3**MATHEMATICS – II**
(MATHEMATICAL METHODS)

(Common to All Branches)

UNIT I Solution of Algebraic and Transcendental Equations:

Introduction- Bisection Method – Method of False Position – Iteration Method – Newton-Raphson Method (One variable and Simultaneous Equations)

Subject Category

ABET Learning Objectives a e k

ABET internal assessments 1 2 4 6

JNTUK External Evaluation A B E

UNIT II Interpolation:

Introduction- Errors in Polynomial Interpolation – Finite differences- Forward Differences- Backward differences – Central differences – Symbolic relations and separation of symbols- Differences of a polynomial- Newton's formulae for interpolation – Interpolation with unevenly spaced points - Lagrange's Interpolation formula.

Subject Category

ABET Learning Objectives a e

ABET internal assessments 1 2 4 6

JNTUK External Evaluation A B E

UNIT III Numerical solution of Ordinary Differential equations:

Solution by Taylor's series- Picard's Method of successive Approximations- Euler's Method- Runge-Kutta Methods

Subject Category

ABET Learning Objectives a e

ABET internal assessments 1 2 4 6

JNTUK External Evaluation A B E

UNIT IV Fourier Series:

Introduction- Determination of Fourier coefficients – even and odd functions – change of interval – Half-range sine and cosine series

application: Amplitude, spectrum of a periodic function

Subject Category.

ABET Learning Objectives a e d
 ABET internal assessments 1 2 6
 JNTUK External Evaluation A B E

UNIT V Fourier Transforms:

Fourier integral theorem (only statement) – Fourier sine and cosine integrals - sine and cosine transforms – properties – inverse transforms – Finite Fourier transforms.

Subject Category

ABET Learning Objectives a d e k
 ABET internal assessments 1 2 6
 JNTUK External Evaluation A B E

UNIT VI Z-transform:

Introduction– properties – Damping rule – Shifting rule – Initial and final value theorems -Inverse z transform- -Convolution theorem – Solution of difference equation by Z - transforms.

Subject Category

ABET Learning Objectives a b e k
 ABET internal assessments 1 2 6
 JNTUK External Evaluation A B E

BOOKS:

1. **B.S. GREWAL**, HigherEngineering Mathematics, 42nd Edition, Khanna Publishers
2. **DEAN G. DUFFY**, Advanced Engineering Mathematics with MATLAB, CRC Press
3. **V.RAVINDRANATH and P. VIJAYALAXMI**, Mathematical Methods, Himalaya Publishing House
4. **ERWYN KREYSZIG**, Advanced Engineering Mathematics, 9th Edition, Wiley-India

Subject Category	ABET Learning Objectives	ABET Internal Assessments	JNTUK External Evaluation	Remarks
	a) Apply knowledge of math, science, & engineering b) Design & conduct	1. Objective tests 2. Essay questions tests	A. Questions should have: B. Definitions, Principle of operation or	

<p>Theory Design Analysis Algorithms Drawing Others</p>	<p>experiments, analyze & interpret data</p> <p>c) Design a system/process to meet desired needs within economic, social, political, ethical, health/safety, manufacturability, & sustainability constraints</p> <p>d) Function on multidisciplinary teams</p> <p>e) Identify, formulate, & solve engineering problems</p> <p>f) Understand professional & ethical responsibilities</p> <p>g) Communicate effectively</p> <p>h) Understand impact of engineering solutions in global, economic, environmental, & societal context</p> <p>i) Recognize need for & be able to engage in lifelong learning</p> <p>j) Know contemporary issues</p> <p>k) Use techniques, skills, modern tools for engineering practices</p>	<p>3. Peer tutoring based</p> <p>4. Simulation based</p> <p>5. Design oriented</p> <p>6. Problem based</p> <p>7. Experiential (project based) based</p> <p>8. Lab work or field work based</p> <p>9. Presentation based</p> <p>10. Case Studies based</p> <p>11. Role-play based</p> <p>12. Portfolio based</p>	<p>philosophy of concept.</p> <p>C. Mathematical treatment, derivations, analysis, synthesis, numerical problems with inference.</p> <p>D. Design oriented problems</p> <p>E. Trouble shooting type of questions</p> <p>F. Applications related questions</p> <p>G. Brain storming questions</p>	
-----------------------------------------------------------------------------	-------------------------------------------------------------------------------------------------------------------------------------------------------------------------------------------------------------------------------------------------------------------------------------------------------------------------------------------------------------------------------------------------------------------------------------------------------------------------------------------------------------------------------------------------------------------------------------------------------------------------------------------------------------------------------------------------------------------------------------------------	-----------------------------------------------------------------------------------------------------------------------------------------------------------------------------------------------------------------------------------------------------------------------------------------------------------------	--------------------------------------------------------------------------------------------------------------------------------------------------------------------------------------------------------------------------------------------------------------------------------------------------	--

I Year – II SEMESTER

T	P	C
3+1	0	3

MATHEMATICS – III
(LINEAR ALGEBRA & VECTOR CALCULUS)
(Common to All Branches)

UNIT I Linear systems of equations:

Rank-Echelon form, Normal form – Solution of Linear Systems – Direct Methods- Gauss Elimination - Gauss Jordon and Gauss Seidal Methods.

Application: Finding the current in a electrical circuit.

Subject Category

ABET Learning Objectives a e k

ABET internal assessments 1 2 6 4

JNTUK External Evaluation A B E

UNIT II Eigen values - Eigen vectors and Quadratic forms:

Eigen values - Eigen vectors– Properties – Cayley-Hamilton Theorem - Inverse and powers of a matrix by using Cayley-Hamilton theorem- Quadratic forms- Reduction of quadratic form to canonical form – Rank - Positive, negative definite - semi definite - index – signature.

Application: Free vibration of a two-mass system.

Subject Category

ABET Learning Objectives a d e k

ABET internal assessments 1 2 4 6

JNTUK External Evaluation A B E

UNIT III Multiple integrals:

Review concepts of Curve tracing (Cartesian - Polar and Parametric curves)-

Applications of Integration to Lengths, Volumes and Surface areas of revolution in Cartesian and Polar Coordinates.

Multiple integrals - double and triple integrals – change of variables – Change of order of Integration.

Application: Moments of inertia

Subject Category

ABET Learning Objectives a e d

ABET internal assessments 1 2 6

JNTUK External Evaluation A B E

UNIT IV Special functions:

Beta and Gamma functions- Properties - Relation between Beta and Gamma functions- Evaluation of improper integrals.

Application: Evaluation of integrals

Subject Category

ABET Learning Objectives a e

ABET internal assessments 1 2 6

JNTUK External Evaluation A B E

UNIT V Vector Differentiation:

Gradient- Divergence- Curl - Laplacian and second order operators -Vector identities.

Application: Equation of continuity, potential surfaces

Subject Category

ABET Learning Objectives a e

ABET internal assessments 1 2 6

JNTUK External Evaluation A B E

UNIT VI Vector Integration:

Line integral – work done – Potential function – area- surface and volume integrals Vector integral theorems: Greens, Stokes and Gauss Divergence Theorems (Without proof) and related problems.

application: work done, Force

Subject Category

ABET Learning Objectives a e

ABET internal assessments 1 2 6

JNTUK External Evaluation A B E

BOOKS:

1. **GREENBERG**, Advanced Engineering Mathematics, 9th Edition, Wiley-India.
2. **B.V. RAMANA**, Higher Engineering Mathematics, Tata Mc Grawhill.
3. **ERWIN KREYSZIG**, Advanced Engineering Mathematics, 9th Edition, Wiley-India.
4. **PETER O'NEIL**, Advanced Engineering Mathematics, Cengage Learning.
5. **D.W. JORDAN AND T. SMITH**, Mathematical Techniques, Oxford University Press.

Subject Category	ABET Learning Objectives	ABET Internal Assessments	JNTUK External Evaluation	Remarks
Theory Design Analysis Algorithms Drawing Others	a) Apply knowledge of math, science, & engineering b) Design & conduct experiments, analyze & interpret data c) Design a system/process to meet desired needs within economic, social, political, ethical, health/safety, manufacturability, & sustainability constraints d) Function on multidisciplinary teams e) Identify, formulate, & solve engineering problems f) Understand professional & ethical responsibilities g) Communicate effectively h) Understand impact of engineering solutions in global, economic, environmental, & societal context i) Recognize need for & be able to engage in lifelong learning j) Know contemporary issues k) Use techniques, skills, modern tools for engineering practices	1. Objective tests 2. Essay questions tests 3. Peer tutoring based 4. Simulation based 5. Design oriented 6. Problem based 7. Experiential (project based) based 8. Lab work or field work based 9. Presentation based 10. Case Studies based 11. Role-play based 12. Portfolio based	A. Questions should have: B. Definitions, Principle of operation or philosophy of concept. C. Mathematical treatment, derivations, analysis, synthesis, numerical problems with inference. D. Design oriented problems E. Troubleshooting type of questions F. Applications related questions G. Brainstorming questions	

I Year – II SEMESTER

T P C
3+1 0 3

ENGINEERING PHYSICS

UNIT-I

PHYSICAL OPTICS FOR INSTRUMENTS

“Objective Designing an instrument and enhancing the resolution for its operation would be effective as achieved through study of applicational aspects of physical Optics”

INTERFACE : Introduction – Interference in thin films by reflection – Newton’s rings.

DIFFRACTION : Introduction – Fraunhofer diffraction - Fraunhofer diffraction at double slit (qualitative) – Diffraction grating – Grating spectrum – Resolving power of a grating – Rayleigh’s criterion for resolving power.

POLARIZATION : Introduction – Types of Polarization – Double refraction – Quarter wave plate ad Half Wave plate.

UNIT-II

COHERENT OPTICS – COMMUNICATIONS AND STRUCTURE OF MATERIALS

Objectives while lasers are trusted Non-linear coherent sources established for the fitness of instrumentation, establishing a structure property relationship for materials requires allotment of an equivalent footing in convening the physics knowledge base.

LASERS: Introduction – coherent sources – Characteristics of lasers – Spontaneous and Stimulated emission of radiation – Einstein’s coefficients – Population inversion – Three and Four level pumping schemes – Ruby laser – Helium Neon laser.

FIBER OPTICS : Introduction – Principle of Optical Fiber – Acceptance angle and acceptance cone – Numerical aperture.

CRYSTALLOGRAPHY : Introduction – Space lattice – Basis – Unit Cell – Lattice parameters – Bravais lattices – Crystal systems – Structures and packing fractions of SC,BCC and FCC

X-RAY DIFFRACTION TECHNIQUES : Directions and planes in crystals – Miller indices – Separation between successive [h k l] planes – Bragg’s law.

UNIT-III

MAGNETIC, ELECTRIC FIELD RESPONSE OF MATERIALS & SUPERCONDUCTIVITY

“Objective many of the Electrical or Electronic gadgets are designed basing on the response of naturally abundant and artificially made materials, while their response to E- or H- fields controls their performance.

MAGNETIC PROPERTIES : Magnetic permeability – Magnetization – Organ or magnetic moment – Classification of Magnetic materials – Dir, para, Ferro, anti ferro and ferri-magnetism – Hysteresis curve.

DIELECTRIC PROPERTIES : Introduction – Dielectric constant – Electronic, ionic and orientational polarization – internal fields – Clausius – Mossotti equation – Dielectric loss, Breakdown and Strength.

SUPERCONDUCTIVITY : General properties – Meissner effect – Type I and Type II superconductors – BCS Theory Flux quantization London’s equations – Penetration depth – DC and AC Josephson effects – SQUIDS.

UNIT – IV

ACOUSTICS AND EM – FIELDS:

Objective: The utility and nuances of ever pervading SHM and its consequences would be the first hand-on to as it clearly conveyed through the detailed studies of Acoustics of Buildings, while vectorial concepts of EM fields paves the student to gear – up for a deeper understanding.

ACOUSTICS: Sound absorption, absorption coefficient and its measurements, Reverberations time – Sabine’s formula, Eyring’s formula.

ELECTRO-MAGNETIC FIELDS: Gauss and stokes theorems (qualitative) – Fundamental laws of electromagnetism – Maxwell’s Electromagnetic Equations (Calculus approach).

UNIT – V

QUANTUM MECHANICS FOR ELECTRONIC TRANSPORT

Objective: The discrepancy between classical estimates and laboratory observations of physical properties exhibited by materials would be lifted out through the understanding quantum picture of sub-atomic world dominated by electron and its presence.

QUANTUM MECHANICS: Introduction to matter waves – Schrodinger Time Independent and Time Dependent wave equations – Particle in a box.

FREE ELECTRON THEORY: Classical free electron theory – electrical conductivity – Mean free path – Relaxation time and drift velocity – Quantum free electron theory – Fermi – Dirac (analytical) and its dependence on temperature – Fermi energy – density of states – derivations for current density.

BAND THEORY OF SOLIDS: Bloch theorem (qualitative) – Kronig – Penney model – Origin of energy band formation in solids – Classification of

materials into conductors, semi – conductors & insulators – Concepts of effective mass of electron - concept of hole.

UNIT – VI

SEMICONDUCTOR PHYSICS:

Objective: In the wake of ever increasing demand for the space and power the watch word “small is beautiful”, understanding the physics of electronic transport as underlying mechanism for appliances would provide a knowledge base.

Introduction – Intrinsic semiconductor and carrier concentration – Equation for conductivity – Extrinsic semiconductor and carrier concentration – Drift and diffusion – Einstein’s equation – Hall Effect – direct & indirect band gap semiconductors – Electronic transport Mechanism for LEDs, Photo conductors and solar cells.

TEXT BOOKS

1. Solid state Physics by A.J. Dekker (Mc Millan India Ltd.)
2. A text book of Engineering Physics by M.N. Avadhanulu & P.G. Kshirasagar (S. Chand publications).
3. Engineering Physics by M.R. Srinivasan (New Age international publishers).

REFERENCE BOOKS

1. ‘Introduction to solid state physics’ by Charles Kittel (Wiley India Pvt.Ltd)
2. ‘Applied Physics’ by T. Bhimasenkaram (BSP BH Publications)
3. ‘Applied Physics’ by M.Arumugam (Anuradha Agencies)
4. ‘Engineering Physics’ by Palanisamy (Scitech Publishers)
5. ‘Engineering Physics’ by D.K.Bhattacharya (Oxford University press).
6. ‘Engineering Physics’ by Mani Naidu S (Pearson Publications).
7. ‘Engineering Physics’ by Sanjay D Jain and Girish G Sahasrabudhe (University Press).
8. ‘Engineering Physics’ by B.K.Pandey & S. Chaturvedi (Cengage Learning).

I Year – II SEMESTER**T P C**
3+1 0 3**Professional Ethics and Human Values****UNIT I : Human Values:**

Morals, Values and Ethics – Integrity – Work Ethics – Service Learning – Civic Virtue – Respect for others – Living Peacefully – Caring – Sharing – Honesty – Courage – Value time – Co-operation – Commitment – Empathy – Self-confidence – Spirituality- Character.

UNIT II : Engineering Ethics:

The History of Ethics-Purposes for Engineering Ethics-Engineering Ethics-Consensus and Controversy –Professional and Professionalism –Professional Roles to be played by an Engineer –Self Interest, Customs and Religion-Uses of Ethical Theories-Professional Ethics-Types of Inquiry – Engineering and Ethics-Kohlberg’s Theory – Gilligan’s Argument –Heinz’s Dilemma.

UNIT III : Engineering as Social Experimentation:

Comparison with Standard Experiments – Knowledge gained – Conscientiousness – Relevant Information – Learning from the Past – Engineers as Managers, Consultants, and Leaders – Accountability – Role of Codes – Codes and Experimental Nature of Engineering.

UNIT IV : Engineers’ Responsibility for Safety and Risk:

Safety and Risk, Concept of Safety – Types of Risks – Voluntary v/s Involuntary Risk- Short term v/s Long term Consequences- Expected Probability- Reversible Effects- Threshold Levels for Risk- Delayed v/s Immediate Risk- Safety and the Engineer – Designing for Safety – Risk-Benefit Analysis-Accidents.

UNIT V : Engineers’ Responsibilities and Rights:

Collegiality-Techniques for Achieving Collegiality –Two Senses of Loyalty-obligations of Loyalty-misguided Loyalty – professionalism and Loyalty-Professional Rights –Professional Responsibilities – confidential and proprietary information-Conflict of Interest-solving conflict problems – Self-interest, Customs and Religion- Ethical egoism-Collective bargaining-Confidentiality-Acceptance of Bribes/Gifts-when is a Gift and a Bribe-examples of Gifts v/s Bribes-problem solving-interests in other companies-Occupational Crimes-industrial espionage-price fixing-endangering lives-Whistle Blowing-types of whistle blowing-when should it be attempted-preventing whistle blowing.

UNIT VI : Global Issues:

Globalization- Cross-culture Issues-Environmental Ethics-Computer Ethics-computers as the instrument of Unethical behaviour-computers as the object of Unethical Acts-autonomous computers-computer codes of Ethics-Weapons Development-Ethics and Research-Analysing Ethical Problems in Research-Intellectual Property Rights.

Text Books:

1. “Engineering Ethics and Human Values” by M.Govindarajan, S.Natarajan and V.S. SenthilKumar-PHI Learning Pvt. Ltd-2009.
2. “Professional Ethics and Morals” by Prof.A.R.Aryasri, Dharanikota Suyodhana-Maruthi Publications.
3. “Professional Ethics and Human Values” by A.Alavudeen, R.Kalil Rahman and M.Jayakumaran- Laxmi Publications.
4. “Professional Ethics and Human Values” by Prof. D.R. Kiran-
5. “Indian Culture, Values and Professional Ethics” by PSR Murthy-BS Publication.
6. “Ethics in Engineering” by Mike W. Martin and Roland Schinzinger – Tata Mc Graw-Hill – 2003.
7. “Engineering Ethics” by Harris, Pritchard and Rabins, CENGAGE Learning, India Edition, 2009.

I Year – II SEMESTER**T P C**
3+1 0 3**ENGINEERING DRAWING**

Objective: Engineering drawing being the principle method of communication for engineers, the objective to introduce the students, the techniques of constructing the various types of polygons, curves and scales. The objective is also to visualize and represent the 3D objects in 2D planes with proper dimensioning, scaling etc.

UNIT I

Objective : The objective is to introduce the use and the application of drawing instruments and to make the students construct the polygons, curves and various types of scales. The student will be able to understand the need to enlarge or reduce the size of objects in representing them.

Polygons, Construction of regular polygons using given length of a side; Ellipse, arcs of circles and Oblong methods; Scales – Vernier and Diagonal scales.

UNIT II

Objective : The objective is to introduce orthographic projections and to project the points and lines parallel to one plane and inclined to other.

Introduction to orthographic projections; projections of points; projections of straight lines parallel to both the planes; projections of straight lines – parallel to one plane and inclined to the other plane.

UNIT III

Objective : The objective is to make the students draw the projections of the lines inclined to both the planes.

Projections of straight lines inclined to both the planes, determination of true lengths, angle of inclinations and traces.

UNIT IV

Objective : The objective is to make the students draw the projections of the plane inclined to both the planes.

Projections of planes: regular planes perpendicular/parallel to one plane and inclined to the other reference plane; inclined to both the reference planes.

UNIT V

Objective : The objective is to make the students draw the projections of the various types of solids in different positions inclined to one of the planes.

Projections of Solids – Prisms, Pyramids, Cones and Cylinders with the axis inclined to one of the planes.

UNIT VI

Objective : The objective is to represent the object in 3D view through isometric views. The student will be able to represent and convert the isometric view to orthographic view and vice versa.

Conversion of isometric views to orthographic views; Conversion of orthographic views to isometric views.

TEXT BOOKS:

1. Engineering Drawing by N.D. Butt, Chariot Publications
2. Engineering Drawing by K.L.Narayana & P. Kannaiah, Scitech Publishers.
3. Engineering Graphics by PI Varghese, McGrawHill Publishers

REFERENCE BOOKS:

1. Engineering Graphics for Degree by K.C. John, PHI Publishers.
2. Engineering Drawing by Agarwal & Agarwal, Tata McGraw Hill Publishers.
3. Engineering Drawing + AutoCad – K Venugopal, V. Prabhu Raja, New Age.

I Year – II SEMESTER

T P C
0 3 2

ENGLISH – COMMUNICATION SKILLS LAB – II

Suggested Lab Manuals:

OBJECTIVE: To impart to the learner the skills of grammar as well as communication through listening, speaking, reading, and writing including soft, that is life skills.

ADVANCED COMMUNICATION SKILLS

UNIT 6	Body language
UNIT 7	Dialogues
UNIT 8	Interviews and Telephonic Interviews
UNIT 9	Group Discussions
UNIT 10	Presentation Skills
UNIT 11	Debates

Text Book:

‘Strengthen your Communication Skills’ Part-B by Maruthi Publications

Reference Books:

1. INFOTECH English (Maruthi Publications).
2. Personality Development and Soft Skills (Oxford University Press, New Delhi).

I Year – II SEMESTER**T P C**
0 3 2**ENGINEERING PHYSICS LAB****List of Experiments**

1. Determination of wavelength of a source-Diffraction Grating- Normal incidence.
2. Newton's rings –Radius of Curvature of Plano_Convex Lens.
3. Determination of thickness of a thin object using parallel interference fringes.
4. Determination of Rigidity modulus of a material- Torsional Pendulum.
5. Determination of Acceleration due to Gravity and Radius of Gyration- Compound Pendulum.
6. Melde's experiment – Transverse and Longitudinal modes.
7. Verification of laws of stretched string – Sonometer.
8. Determination of velocity of sound – Volume resonator.
9. L C R Senes Resonance Circuit
10. Study of I/V Characteristics of Semiconductor diode
11. I/V characteristics of Zener diode
12. Thermistor characteristics – Temperature Coefficient.
13. Magnetic field along the axis of a current carrying coil – Stewart and Gee's apparatus.
14. Energy Band gap of a Semiconductor p.n junction.
15. Hall Effect for semiconductor.

REFERENCE:

1. Engineering Physics Lab Manual by Dr.Y. Aparna & Dr.K.Venkateswarao (V.G.S.Book links).
2. Physics practical manual, Lorven Publications.

I Year – II SEMESTER

T P C
0 3 2

Engineering Physics
Virtual Labs - Assignments

List of Experiments

1. Hall Effect
2. Crystal Structure
3. Hysteresis
4. Brewster's angle
5. Magnetic Levitation / SQUID
6. Numerical Aperture of Optical fiber
7. Photoelectric Effect
8. Simple Harmonic Motion
9. Damped Harmonic Motion
10. LASER – Beam Divergence and Spot size

URL : WWW.vlab.co.in

I Year – II SEMESTER

T	P	C
0	3	2

ENGINEERING WORKSHOP & IT WORKSHOP**ENGINEERING WORKSHOP:**

Course Objective : To impart hands-on practice on basic engineering trades and skills.

Note: At least two exercises to be done from each trade.

Trade:

- | | |
|---------------------|----------------------------------------------------------------------------------------------------------------------------------------------------------------------------------------------------------------|
| Carpentry | <ol style="list-style-type: none"> 1. T-Lap Joint 2. Cross Lap Joint 3. Dovetail Joint 4. Mortise and Tennon Joint |
| Fitting | <ol style="list-style-type: none"> 1. Vee Fit 2. Square Fit 3. Half Round Fit 4. Dovetail Fit |
| Black Smithy | <ol style="list-style-type: none"> 1. Round rod to Square 2. S-Hook 3. Round Rod to Flat Ring 4. Round Rod to Square headed bolt |
| House Wiring | <ol style="list-style-type: none"> 1. Parallel / Series Connection of three bulbs 2. Stair Case wiring 3. Florescent Lamp Fitting 4. Measurement of Earth Resistance |
| Tin Smithy | <ol style="list-style-type: none"> 1. Taper Tray 2. Square Box without lid 3. Open Scoop 4. Funnel |

IT WORKSHOP:

Objectives: Enabling the student to understand basic hardware and software tools through practical exposure.

PC Hardware:

Identification of basic peripherals, assembling a PC, installation of system software like MS Windows, device drivers. Troubleshooting Hardware and software _ some tips and tricks.

Internet & World Wide Web:

Different ways of hooking the PC on to the internet from home and workplace and effectively usage of the internet, web browsers, email,

newsgroups and discussion forums .Awareness of cyber hygiene(protecting the personal computer from getting infected with the viruses), worms and other cyber attacks.

Productivity tools Crafting professional word documents; excel spread sheets, power point presentations and personal web sites using the Microsoft suite of office tools.

(Note: Student should be thoroughly exposed to minimum of 12 Tasks)

PC Hardware

Task 1:Identification of the peripherals of a computer.

To prepare a report containing the block diagram of the CPU along with the configuration of each peripheral and its functions. Description of various I/O Devices.

Task 2(Optional) :A practice on disassembling the components of a PC and assembling them to back to working condition.

Task 3: Examples of Operating systems- DOS, MS Windows,Installation of MS windows on a PC.

Task 4: Introduction to Memory and Storage Devices , I/O Port, Device Drivers, Assemblers, Compilers, Interpreters , Linkers, Loaders.

Task 5:

Hardware Troubleshooting (Demonstration):

Identification of a problem and fixing a defective PC(improper assembly or defective peripherals).

Software Troubleshooting (Demonstration):. Identification of a problem and fixing the PC for any software issues.

Internet & Networking Infrastructure

Task 6: Demonstrating Importance of Networking, Transmission Media, Networking Devices- Gateway, Routers, Hub, Bridge, NIC ,Bluetooth Technology, Wireless Technology, Modem, DSL, Dialup Connection.

Orientation & Connectivity Boot Camp and web browsing: Students are trained to configure the network settings to connect to the Internet. They are trained to demonstrate the same through web browsing (including all tool bar options) and email access.

Task 7: Search Engines & Netiquette:

Students are enabled to use search engines for simple search, academic search and any other context based search (Bing, Google etc). Students are acquainted to the principles of micro-blogging, wiki, collaboration using social networks, participating in online technology forums.

Task 8: Cyber Hygiene (Demonstration): Awareness of various threats on the internet. Importance of security patch updates and anti-virus solutions. Ethical Hacking, Firewalls, Multi-factor authentication techniques including Smartcard, Biometrics are also practiced.

Word

Task 9 : MS Word Orientation:

Accessing, overview of toolbars, saving files, Using help and resources, rulers, formatting ,Drop Cap , Applying Text effects, Using Character Spacing, OLE in Word, using templates, Borders and Colors, Inserting Header and Footer, Using Date and Time option, security features in word, converting documents while saving.

Task 10: Creating project : Abstract Features to be covered:-Formatting Styles, Inserting table, Bullets and Numbering, Changing Text Direction, Cell alignment, Footnote, Hyperlink, Symbols, Spell Check , Track Changes, Images from files and clipart, Drawing toolbar and Word Art, Formatting Images, Textboxes and Paragraphs.

Excel

Task 11: Using spread sheet features of EXCEL including the macros, formulae, pivot tables, graphical representations.

Creating a Scheduler - Features to be covered:- Gridlines, Format Cells, Summation, auto fill, Formatting Text.

LOOKUP/VLOOKUP

Task 12: Performance Analysis - Features to be covered:- Split cells, freeze panes, group and outline, Sorting, Boolean and logical operators, Conditional formatting.

Power Point

Task 13: Students will be working on basic power point utilities and tools which help them create basic power point presentation. Topic covered during this week includes :- PPT Orientation, Slide Layouts, Inserting Text, Word Art, Formatting Text, Bullets and Numbering, Auto Shapes, Lines and Arrows, Hyperlinks, Inserting –Images, Clip Art, Tables and Charts in Powerpoint.

Task 14: Focusing on the power and potential of Microsoft power point. Helps them learn best practices in designing and preparing power point presentation. Topic covered during this week includes: - Master Layouts (slide, template, and notes), Types of views (basic, presentation, slide slotter,

notes etc), Inserting – Background, textures, Design Templates, Hidden slides, OLE in PPT.

TEXT BOOK:

Faculty to consolidate the workshop manuals using the following references

1. Computer Fundamentals, Anita Goel, Pearson.
2. Scott Mueller's Upgrading and Repairing PCs, 18/e, Scott. Mueller, QUE, Pearson, 2008.
3. Information Technology Workshop,3e, G Praveen Babu, M V Narayana BS Publications.
4. Comdex Information Technology , Vikas Gupta, dreamtech.

REFERENCE BOOK:

1. Essential Computer and IT Fundamentals for Engineering and Science Students, Dr. N.B. Venkateswarlu.
2. PC Hardware trouble shooting made easy, TMH.

II Year – I SEMESTER**T P C**
3+1 0 3**BASIC ELECTRICAL AND ELECTRONICS ENGINEERING****Preamble:**

This course covers the topics related to analysis of various electrical circuits, operation of various electrical machines, various electronic components to perform well in their respective fields.

Learning Objectives:

- i. To learn the basic principles of electrical law's and analysis of networks.
- ii. To understand the principle of operation and construction details of DC machines.
- iii. To understand the principle of operation and construction details of transformer.
- iv. To understand the principle of operation and construction details of alternator and 3-Phase induction motor.
- v. To study the operation of PN junction diode, half wave, full wave rectifiers and OP-AMPS.
- vi. To learn the operation of PNP and NPN transistors and various amplifiers.

UNIT - I

ELECTRICAL CIRCUITS: Basic definitions, Types of network elements, Ohm's Law, Kirchoff's Laws, inductive networks, capacitive networks, series, parallel circuits and star-delta and delta-star transformations.

UNIT - II

DC MACHINES :Principle of operation of DC generator – emf equation - types – DC motor types –torque equation – applications – three point starter, swinburn's Test, speed control methods.

UNIT - III

TRANSFORMERS: Principle of operation of single phase transformers – e.m.f equation – losses –efficiency and regulation.

UNIT - IV

AC MACHINES: Principle of operation of alternators – regulation by synchronous impedance method –principle of operation of 3-Phase induction motor – slip-torque characteristics - efficiency – applications.

UNIT V

RECTIFIERS & LINEAR ICs: PN junction diodes, diode applications (Half wave and bridge rectifiers). Characteristics of operation amplifiers (OP-AMP) - application of OP-AMPs (inverting, non inverting, integrator and differentiator).

UNIT VI

TRANSISTORS: PNP and NPN junction transistor, transistor as an amplifier, single stage CE Amplifier, frequency response of CE amplifier, concepts of feedback amplifier.

Outcomes:

- i. Able to analyse the various electrical networks.
- ii. Able to understand the operation of DC generators, 3-point starter and conduct the Swinburne's Test.
- iii. Able to analyse the performance of transformer.
- iv. Able to explain the operation of 3-phase alternator and 3-phase induction motors.
- v. Able to analyse the operation of half wave, full wave rectifiers and OP-AMPs.
- vi. Able to explain the single stage CE amplifier and concept of feedback amplifier.

TEXT BOOKS:

1. Electronic Devices and Circuits, R.L. Boylestad and Louis Nashelsky, 9th edition, PEI/PHI 2006.
2. Electrical Technology by Surinder Pal Bali, Pearson Publications.
3. Electrical Circuit Theory and Technology by John Bird, Routledge Taylor & Francis Group

REFERENCE BOOKS:

1. Basic Electrical Engineering by M.S.Naidu and S.Kamakshiah, TMH Publications.
2. Fundamentals of Electrical Engineering by Rajendra Prasad, PHI Publications, 2nd edition.
3. Basic Electrical Engineering by Nagsarkar, Sukhija, Oxford Publications, 2nd edition.
4. Industrial Electronics by G.K. Mittal, PHI.

II Year – I SEMESTER**T P C**
3+1 0 3**PROBABILITY AND STATISTICS****(Common to CE, CSE, IT, Chemical, PE, PCE, Civil Branches)****UNIT I Random variables and Distributions:**

Introduction- Random variables- Distribution function- Discrete distributions (Review of Binomial and Poisson distributions)

Continuous distributions: Normal, Normal approximation to Binomial distribution, Gamma and Weibull distributions.

Subject Category

ABET Learning Objectives a b e k

ABET internal assessments 1 2 6

JNTUK External Evaluation A B E

UNIT II Moments and Generating functions:

Introduction-Mathematical expectation and properties - Moment generating function - Moments of standard distributions (Binomial, Poisson and Normal distributions) – Properties.

Subject Category

ABET Learning Objectives a e

ABET internal assessments 1 2 6

JNTUK External Evaluation A B E

UNIT III Sampling Theory:

Introduction - Population and samples- Sampling distribution of mean for large and small samples (with known and unknown variance) - Proportion sums and differences of means -Sampling distribution of variance -Point and interval estimators for means and proportions.

Subject Category

ABET Learning Objectives a e k

ABET internal assessments 1 2 6

JNTUK External Evaluation A B E

UNIT IV Tests of Hypothesis:

Introduction - Type I and Type II errors - Maximum error - One tail, two-tail tests- Tests concerning one mean and proportion, two means- Proportions

and their differences using Z-test, Student's t-test - F-test and Chi -square test - ANOVA for one-way and two-way classified data.

Subject Category

ABET Learning Objectives a b d e h k

ABET internal assessments 1 2 6 7 10

JNTUK External Evaluation A B D E F

UNIT V Curve fitting and Correlation:

Introduction - Fitting a straight line –Second degree curve-exponential curve-power curve by method of least squares.

Simple Correlation and Regression - Rank correlation - Multiple regression

Subject Category

ABET Learning Objectives a d e h k

ABET internal assessments 1 2 6 10

JNTUK External Evaluation A B E

UNIT VI Statistical Quality Control Methods:

Introduction - Methods for preparing control charts – Problems using \bar{x} -bar, p, R charts and attribute charts

Subject Category

ABET Learning Objectives a e k

ABET internal assessments 1 2 6

JNTUK External Evaluation A B E F

Books:

1. Probability and Statistics for Engineers: Miller and John E. Freund, Prentice Hall of India.
2. Probability and Statistics for Engineers and Scientists: Ronald E. Walpole, Sharon L. Mayers and Keying Ye: Pearson.
3. Probability, Statistics and Random Processes, Murugesan, Anuradha Publishers, Chennai.

Subject Category	ABET Learning Objectives	ABET Internal Assessments	JNTUK External Evaluation	Remarks
Theory Design Analysis Algorithms Drawing Others	<p>a) Apply knowledge of math, science, & engineering</p> <p>b) Design & conduct experiments, analyze & interpret data</p> <p>c) Design a system/process to meet desired needs within economic, social, political, ethical, health/safety, manufacturability, & sustainability constraints</p> <p>d) Function on multidisciplinary teams</p> <p>e) Identify, formulate, & solve engineering problems</p> <p>f) Understand professional & ethical responsibilities</p> <p>g) Communicate effectively</p> <p>h) Understand impact of engineering solutions in global,</p>	<p>1. Objective tests</p> <p>2. Essay questions</p> <p>3. Peer tutoring based</p> <p>4. Simulation based</p> <p>5. Design oriented</p> <p>6. Problem based</p> <p>7. Experiential (project based) based</p> <p>8. Lab work or field work based</p> <p>9. Presentation based</p> <p>10. Case Studies based</p> <p>11. Role-play based</p> <p>12. Portfolio based</p>	<p>A. Questions should have:</p> <p>B. Definitions, Principle of operation or philosophy of concept.</p> <p>C. Mathematical treatment, derivations, analysis, synthesis, numerical problems with inference.</p> <p>D. Design oriented problems</p> <p>E. Troubleshooting type of questions</p> <p>F. Applications related questions</p> <p>G. Brain storming questions</p>	

	<p>economic, environmental, & societal context</p> <p>i) Recognize need for & be able to engage in lifelong learning</p> <p>j) Know contemporary issues</p> <p>k) Use techniques, skills, modern tools for engineering practices</p>			
--	----------------------------------------------------------------------------------------------------------------------------------------------------------------------------------------------------------------------------------------------	--	--	--

II Year – I SEMESTER**T P C**
3+1 0 3**STRENGTH OF MATERIALS-I****Course Learning Objectives:**

1. To give preliminary concepts of Strength of Material and Principles of Elasticity and Plasticity Stress strain behavior of materials and their governing laws. Introduce student the moduli of Elasticity and their relations.
2. To impart concepts of Bending Moment and Shear force for beams with different boundary and loading conditions and to draw the diagrams of variation across the length.
3. To give concepts of stresses developed in the cross section and bending equations calculation of section modulus of sections with different cross sections.
4. The concepts above will be utilized in measuring deflections in beams under various loading and support conditions.
5. To classify cylinders based on their thickness and to derive equations for measurement of stresses across the cross section when subjected to external pressure.

Course Outcomes:

1. The student will be able to understand the basic materials behavior under the influence of different external loading conditions and the support conditions.
2. The student will be able to draw the diagrams indicating the variation of the key performance features like bending moment and shear forces.
3. The student will have knowledge of bending concepts and calculation of section modulus and for determination of stressed developed in the beans due to various loading conditions.
4. The student will be able to assess stresses across section of the thin and thick cylinders to arrive at optimum sections to withstand the internal pressure.

Syllabus :

UNIT – I: SIMPLE STRESSES AND STRAINS and STRAIN ENERGY: Elasticity and plasticity – Types of stresses and strains – Hooke's law – stress – strain diagram for mild steel – Working stress – Factor of

safety – Lateral strain, Poisson's ratio and volumetric strain – Elastic moduli and the relationship between them – Bars of varying section – composite bars – Temperature stresses.

STRAIN ENERGY – Resilience – Gradual, sudden, impact and shock loadings – simple applications.

UNIT – II:

SHEAR FORCE AND BENDING MOMENT: Definition of beam – Types of beams – Concept of shear force and bending moment – S.F and B.M diagrams for cantilever, simply supported and overhanging beams subjected to point loads, u.d.l., uniformly varying loads and combination of these loads – Point of contraflexure – Relation between S.F., B.M and rate of loading at a section of a beam.

UNIT – III:

FLEXURAL STRESSES: Theory of simple bending – Assumptions – Derivation of bending equation: $M/I = f/y = E/R$ Neutral axis – Determination bending stresses – section modulus of rectangular and circular sections (Solid and Hollow), I, T, Angle and Channel sections – Design of simple beam sections.

UNIT –IV:

SHEAR STRESSES: Derivation of formula – Shear stress distribution across various beam sections like rectangular, circular, triangular, I, T angle sections, built up beams, shear centre.

UNIT – V:

DEFLECTION OF BEAMS: Bending into a circular arc – slope, deflection and radius of curvature – Differential equation for the elastic line of a beam – Double integration and Macaulay's methods – Determination of slope and deflection for cantilever and simply supported beams subjected to point loads, - U.D.L. Uniformly varying load.-Mohr's theorems – Moment area method – application to simple cases including overhanging beams.

UNIT – VI:

THIN AND THICK CYLINDERS: Thin seamless cylindrical shells – Derivation of formula for longitudinal and circumferential stresses – hoop, longitudinal and Volumetric strains – changes in diameter, and volume of thin cylinders – Thin spherical shells.

THICK CYLINDERS: Introduction Lamé's theory for thick cylinders – Derivation of Lamé's formulae – distribution of hoop and radial stresses

across thickness – design of thick cylinders – compound cylinders – Necessary difference of radii for shrinkage – Thick spherical shells.

TEXT BOOKS:

Strength of Materials by S. S. Bhavakatti

REFERENCES:

1. Strength of Materials by S.S. Rattan, Tata McGraw Hill Education Pvt., Ltd.,
2. Strength of materials by R.K. Rajput, S. Chand & Co, New Delhi

II Year – I SEMESTER

T P C
3+1 0 3

BUILDING MATERIALS AND CONSTRUCTION

UNIT.I : STONES, BRICKS AND TILES

Properties of building stones – relation to their structural requirements, classification of stones – stone quarrying – precautions in blasting, dressing of stone, composition of good brick earth, various methods of manufacturing of bricks. Characteristics of good tile - manufacturing methods, types of tiles. Uses of materials like Aluminium, Gypsum, Glass and Bituminous materials – their quality.

UNIT. II MASONRY

Types of masonry, English and Flemish bonds, Rubble and Ashlar Masonry. Cavity and partition walls.

WOOD: Structure – Properties- Seasoning of timber- Classification of various types of woods used in buildings- Defects in timber. Alternative materials for wood – Galvanized Iron, Fiver – Reinforced Plastics, Steel, Aluminium.

UNIT. III: LIME AND CEMENT

Lime: Various ingredients of lime – Constituents of lime stone – classification of lime – various methods of manufacture of lime.

Cement: Portland cement- Chemical Composition – Hydration, setting and fineness of cement. Various types of cement and their properties. Various field and laboratory tests for Cement. Various ingredients of cement concrete and their importance – various tests for concrete.

UNIT. IV: BUILDING COMPONENTS

Lintels, arches, vaults, stair cases – types. Different types of floors – Concrete, Mosaic, Terrazzo floors, Pitched, flat roofs. Lean to roof, Coupled Roofs. Trussed roofs – King and Queen post Trusses. R.C.C Roofs, Madras Terrace and Pre fabricated roofs.

UNIT.V : FINISHINGS

Damp Proofing and water proofing materials and uses – Plastering Pointing, white washing and distempering –

Paints: Constituents of a paint – Types of paints – Painting of new/old wood- Varnish.

Form Works and Scaffoldings.

UNIT. VI: AGGEGATES

Classification of aggregate – Coarse and fine aggregates- particle shape and texture – Bond and Strength of aggregate – Specific gravity – Bulk Density, porosity and absorption – Moisture content of Aggregate- Bulking of sand – Sieve analysis.

TEXT BOOKS:

1. Building Materials by S.S. Bhavikatti, Vices publications House private ltd.
2. Building Construction by S.S. Bhavikatti, Vices publications House private ltd.
3. Building Materials by B.C. Punmia, Laxmi Publications private ltd.
4. Building Construction by B.C. Punmia, Laxmi Publications (p) ltd.

References:

1. Building Materials by S.K.Duggal, New Age International Publications.
2. Building Materials by P.C.Vergheese, PHI learning (P) ltd.
3. Building Materials by M.L.Gambhir, Tata McGraw Hill Publishing Co. Ltd. New Delhi.
4. Building construction by P.C.Vergheese, PHI Learning (P) Ltd.

II Year – I SEMESTER

T	P	C
3+1	0	3

SURVEYING**Course Learning Objectives:**

To introduce the students to basic principles of surveying, various methods of linear and angles measuring instruments and enable the students to use surveying equipments.

Course Outcomes:

Upon successful completion of the course, the student will be able:

- To demonstrate the basic surveying skills
- To use various surveying instruments.
- To perform different methods of surveying
- To compute various data required for various methods of surveying.
- To integrate the knowledge and produce topographical map.

Syllabus :**UNIT – I**

INTRODUCTION: definition-Uses of surveying- overview of plane surveying (chain, compass and plane table), Objectives, Principles and classifications – Errors in survey measurements

UNIT – II

DISTANCES AND DIRECTION: Distance measurement conventions and methods; use of chain and tape, Electronic distance measurements (EDM)-principles of of electro optical EDM-errors and corrections to linear measurements - compass survey - Meridians, Azimuths and Bearings, declination, computation of angle.

Traversing - Purpose-types of traverse-traverse computation - traverse adjustments - omitted measurements.

UNIT – III

LEVELING AND CONTOURING: Concept and Terminology, Levelling Instruments and their Temporary and permanent adjustments- method of levelling. Characteristics and Uses of contours- methods of conducting contour surveys and their plotting.

UNIT – IV

THEODOLITE: Theodolite, description, principles-uses and adjustments – temporary and permanent, measurement of horizontal and vertical angles. Principles of Electronic Theodolite - Trigonometrical leveling,.

TACHEOMETRIC SURVEYING: Stadia and tangential methods of Tacheometry. Distance and Elevation formulae for Staff vertical position.

UNIT – V

Curves: Types of curves, design and setting out – simple and compound curves- transition curves. Introduction to geodetic surveying, Total Station and Global positioning system.

UNIT – VI

COMPUTATION OF AREAS AND VOLUMES: Area from field notes, computation of areas along irregular boundaries and area consisting of regular boundaries. Embankments and cutting for a level section and two level sections with and without transverse slopes, determination of the capacity of reservoir, volume of barrow pits.

Text books:

1. Surveying (Vol No.1, 2 &3) by B.C.Punmia, Ashok Kumar Jain and Arun Kumar Jain – Laxmi Publications (P)ltd, New Delhi.
2. Advance Surveying by Satish Gopi, R. Sathi Kumar and N. Madhu, Pearson Publications.
3. Text book of Surveying by C. Venkataramaiah, University press, India (P) limited.
4. Surveying and levelling by R. Subramanian, Oxford University press.

References:

1. Text book of Surveying by S.K. Duggal (Vol No. 1&2), Tata McGraw Hill Publishing Co. Ltd. New Delhi.
2. Text book of Surveying by Arora (Vol No. 1&2), Standard Book House, Delhi.
3. Higher Surveying by A.M. Chandra, New Age International Pvt ltd.
4. Fundamentals of surveying by S.K. Roy – PHI learning (P) Ltd.
5. Plane Surveying by Alak de, S. Chand & Company, New Delhi.

II Year – I SEMESTER

T P C
0 3 2

FLUID MECHANICS

UNIT I

INTRODUCTION : Dimensions and units – Physical properties of fluids specific gravity, viscosity, surface tension, vapor pressure and their influences on fluid motion, pressure at a point, Pascal's law, Hydrostatic law - atmospheric, gauge and vacuum pressure- measurement of pressure. Pressure gauges, Manometers: Differential and Micro Manometers.

UNIT – II

HYDROSTATICS: Hydrostatic forces on submerged plane, Horizontal, Vertical, inclined and curved surfaces – Center of pressure. Derivations and problems.

FLUID KINEMATICS: Description of fluid flow, Stream line, path line and streak lines and stream tube. Classification of flows: Steady, unsteady, uniform, non-uniform, laminar, turbulent, rotational and irrotational flows – Equation of continuity for one, two , three dimensional flows – stream and velocity potential functions, flow net analysis.

UNIT – III

FLUID DYNAMICS: Surface and body forces – Euler's and Bernoulli's equations for flow along a stream line for 3-D flow, Navier – Stokes equations (Explanatory) Momentum equation and its application – forces on pipe bend.

UNIT – IV

BOUNDARY LAYER THEORY: Boundary layer – concepts, Prandtl contribution, Characteristics of boundary layer along a thin flat plate, Vonkarmen momentum integral equation, laminar and turbulent Boundary layers, no deviations BL in transition, separation of BL, Control of BL, flow around submerged objects-Drag and Lift- Magnus effect.

UNIT – V

LAMINAR FLOW: Reynold's experiment – Characteristics of Laminar & Turbulent flows. Flow between parallel plates, Flow through long tubes, flow through inclined tubes.

CLOSED CONDUIT FLOW: Laws of Fluid friction – Darcy's equation, Minor losses – pipes in series – pipes in parallel – Total energy line and

hydraulic gradient line. Pipe network problems, variation of friction factor with Reynold's number – Moody's Chart.

UNIT – VI

MEASUREMENT OF FLOW: Pitot tube, Venturi meter and Orifice meter – classification of orifices, small orifice and large orifice, flow over rectangular, triangular and trapezoidal and Stepped notches - –Broad crested weirs.

TEXT BOOKS:

1. Fluid Mechanics by Modi and Seth, TEXT BOOKS house.
2. Introduction to Fluid Machines by S.K. Som & G. Biswas, Tata Mc Graw Hill Pvt. Ltd.
3. A text of Fluid mechanics and hydraulic machines by Dr. R.K. Bansal - Laxmi Publications (P) Ltd., New Delhi

REFERENCES:

1. Fluid Mechanics by Merie C. potter and David C. Wiggert, Cengage learning
2. Introduction to Fluid Machines by Edward J. Shaughnessy, Jr, Ira M. Katz and James P. Schaffer, Oxford University Press, New Delhi
3. Fluid Mechanics by A.K. Mohanty, Prentice Hall of India Pvt. Ltd., New Delhi

II Year – I SEMESTER**T P C**
0 3 2**SURVEYING FIELD WORK-I****List of Field Works:**

1. Survey by chain survey of road profile with offsets in case of road widening .
2. Survey in an area by chain survey (Closed circuit).
3. Determination of distance between two inaccessible points by using compass.
4. Finding the area of the given boundary using compass (Closed Traverse).
5. Plane table survey : finding the area of a given boundary by the method of Radiation.
6. Plane table survey : finding the area of a given boundary by the method of intersection.
7. Two Point Problem by the plane table survey.
8. Fly levelling : Height of the instrument method (differential levelling) .
9. Fly levelling : rise and fall method.
10. Fly levelling : closed circuit/ open circuit.
11. Fly levelling : Longitudinal Section and Cross sections of a given road profile.

Note: Any 10 field work assignments must be completed.

II Year – I SEMESTER**T P C**
0 3 2**STRENGTH OF MATERIALS LAB****List of Experiments**

1. Tension test on Steel bar
2. Bending test on (Steel / Wood) Cantilever beam.
3. Bending test on simple support beam.
4. Torsion test
5. Hardness test
6. Spring test
7. Compression test on wood or concrete
8. Impact test
9. Shear test
10. Verification of Maxwell's Reciprocal theorem on beams.
11. Use of Electrical resistance strain gauges
12. Continuous beam – deflection test.

List of Major Equipment:

1. UTM for conducting tension test on rods
2. Steel beam for flexure test
3. Wooden beam for flexure test
4. Torsion testing machine
5. Brinnell's / Rock well's hardness testing machine
6. Setup for spring tests
7. Compression testing machine
8. Izod Impact machine
9. Shear testing machine
10. Beam setup for Maxwell's theorem verification.
11. Continuous beam setup
12. Electrical Resistance gauges.

II Year – II SEMESTER**T P C**
3+1 0 3**BUILDING PLANNING & DRAWING****UNIT. I:****BUILDING BYELAWS AND REGULATIONS**

Introduction- terminology- objectives of building byelaws- floor area ratio- floor space index- principles under laying building bye laws- classification of buildings- open space requirements – built up area limitations- height of buildings- wall thickness – lightening and ventilation requirements.

UNIT. II:**RESIDENTIAL BUILDINGS**

Minimum standards for various parts of buildings- requirements of different rooms and their grouping- characteristics of various types residential buildings.

UNIT. III:**PUBLIC BUILDINGS**

Planning of educational institutions, hospitals, dispensaries, office buildings, banks, industrial buildings, hotels & motels, buildings for recreation.

UNIT.IV :**SIGN CONVENTIONS AND BONDS**

Brick, stone, plaster, sand filling, concrete, glass, steel, cast iron, copper alloys, aluminium alloys etc., lead, zinc, tin etc., earth, rock, timber and marbles.

English bond and Flemish bond- odd and even courses for one, one-half, two and two & half brick walls in thickness at the junction of a corner.

UNIT.V:**DOORS, WINDOWS, VENTILATORS AND ROOFS**

Panelled door, panelled and glassed door, glassed windows, panelled windows, swing ventilators, fixed ventilators, coupled roof, collar roofs.

King Post truss, Queen Post truss

Sloped and flat roof buildings : drawing plans, Elevations and Cross Sections of given sloped roof buildings.

UNIT. VI:**PLANNING AND DESIGNING OF BUILDINGS**

Draw the Plan, Elevation and sections of a Residential & Public buildings from the given line diagram.

TEXT BOOKS:

1. Planning and Design of buildings by Y.S. Sane
2. Planning, designing and Scheduling by Gurucharan Singh and Jagadish Singh
3. Building planning and drawing by M. Chakravarthi.
4. 3. 'A' Series & 'B' Series of JNTU Engineering College, Anantapur,

REFERENCES:

1. Building drawing by Shah and Kale

INTERNAL EXAMINATION PATTERN:

The total internal marks (30) are distributed in three components as follows:

1. Descriptive (subjective type) examination : 25 marks
2. Assignment : 05 marks

FINAL EXAMINATION PATTERN:

The end examination paper should consist of Part A and Part B. Part A consist of five questions in planning portion out of which three questions are to be answered. Part B should consist of two questions from drawing part out of which one is to be answered in drawing sheet. Weight age for Part – A is 60% and Part- B is 40%.

II Year – II SEMESTER

T	P	C
3+1	0	3

MANAGERIAL ECONOMICS AND FINANCIAL ANALYSIS

Unit – I: (*The Learning objective of this Unit is to understand the concept and nature of Managerial Economics and its relationship with other disciplines, Concept of Demand and Demand forecasting)

Introduction to Managerial Economics and demand Analysis:

Definition of Managerial Economics and Scope-Managerial Economics and its relation with other subjects-Concepts of Demand-Types-Determinants-Law of Demand its Exception-Elasticity of Demand-Types and Measurement-Demand forecasting and its Methods.

(*The Learner is equipped with the knowledge of estimating the Demand for a product and the relationship between Price and Demand).

Unit – II: (*The Learning objective of this Unit is to understand the concept of Production function, Input Output relationship, different Cost Concepts and Concept of Cost-Volume-Profit Analysis)

Production and Cost Analyses:

Production function-Isoquants and Isocosts-Law of Variable proportions-Cobb-Douglas Production function-Economics of Sale-Cost Concepts-Opportunity Cost-Fixed vs Variable Costs-Explicit Costs vs Implicit Costs-Out of Pocket Costs vs Imputed Costs-Cost Volume Profit analysis-Determination of Break-Even Point (Simple Problem)

(*One should understand the Cost Concepts for decision making and to estimate the least cost combination of inputs).

Unit – III: (*The Learning Objective of this Unit is to understand the Nature of Competition, Characteristics of Pricing in the different market structure and significance of various pricing methods)

Introduction to Markets, Theories of the Firm & Pricing Policies:

Market Structures: Perfect Competition, Monopoly and Monopolistic and Oligopoly – Features – Price, Output Determination – Managerial Theories of firm: Maris and Williamson’s models – Methods of Pricing: Limit Pricing, Market Skimming Pricing, Internet Pricing: Flat Rate Pricing, Usage sensitive, Transaction based pricing, Priority Pricing.

(* One has to understand the nature of different markets and Price Output determination under various market conditions).

Unit – IV: (*The Learning objective of this Unit is to know the different forms of Business organization and their Merits and Demerits both public & private Enterprises and the concepts of Business Cycles)

Types of Business Organization and Business Cycles:

Features and Evaluation of Sole Trader – Partnership – Joint Stock Company – State/Public Enterprises and their forms – Business Cycles – Meaning and Features – Phases of Business Cycle.

(*One should equipped with the knowledge of different Business Units)

Unit – V: (*The Learning objective of this Unit is to understand the different Accounting Systems preparation of Financial Statements and uses of different tools for performance evaluation)

Introduction to Accounting & Financing Analysis:

Introduction to Double Entry Systems – Preparation of Financial Statements-Analysis and Interpretation of Financial Statements-Ratio Analysis – Preparation of Funds flow cash flow statements (Simple Problems)

(*The Learner is able to prepare Financial Statements and the usage of various Accounting tools for Analysis)

Unit – VI: (*The Learning objective of this Unit is to understand the concept of Capital, Capitalization, Capital Budgeting and to know the techniques used to evaluate Capital Budgeting proposals by using different methods).

Capital and Capital Budgeting: Capital Budgeting: Meaning of Capital-Capitalization-Meaning of Capital Budgeting-Need for Capital Budgeting-Techniques of Capital Budgeting-Traditional and Modern Methods.

(*The Learner is able to evaluate various investment project proposals with the help of capital budgeting techniques for decision making).

Note: *Learning Objective

** Learning Assessment

TEXT BOOKS

1. Dr. N. Appa Rao, Dr. P. Vijay Kumar: ‘Managerial Economics and Financial Analysis’, Cengage Publications, New Delhi – 2011
2. Dr. A. R. Aryasri – Managerial Economics and Financial Analysis, TMH 2011
3. Prof. J.V.Prabhakara rao, Prof. P. Venkatarao. ‘Managerial Economics and Financial Analysis’, Ravindra Publication.

REFERENCES:

1. V. Maheswari : Managerial Economics, Sultan Chand.
2. Suma Damodaran : Managerial Economics, Oxford 2011.
3. Dr. B. Kuberudu and Dr. T. V. Ramana : Managerial Economics & Financial Analysis, Himalaya Publishing House 2011.
4. Vanitha Agarwal: Managerial Economics, Pearson Publications 2011.
5. Sanjay Dhameja : Financial Accounting for Managers, Pearson.
6. Maheswari: Financial Accounting, Vikas Publications.
7. S. A. Siddiqui & A. S. Siddiqui : Managerial Economics and Financial Analysis, New Age International Publishers, 2012.

II Year – II SEMESTER

T	P	C
3+1	0	3

STRENGTH OF MATERIALS- II**Course Learning Objectives:**

1. To give preliminary concepts of Principal stresses and strains developed in cross section of the beams analytically as well as graphically due to stresses acting on the cross section and stresses on any inclined plane. To impart concepts of failures in the material considering different theories.
2. To give concepts of torsion and governing torsion equation, and there by calculate the power transmitted by shafts and springs and design the cross section when subjected to loading using different theories of failures.
3. To classify columns and calculation of load carrying capacity using different empirical formulas and to assess stresses due to axial and lateral loads for different edge conditions and to calculate combined effect of direct and bending stresses with different engineering structures.
4. Introduce the concept of unsymmetrical bending in beams Location of neutral axis Deflection of beams under unsymmetrical bending.
5. Impart concepts for determination of Forces in members of plane, pin-jointed, perfect trusses by different methods.

Course Outcomes:

Upon successful completion of this course

1. The student will be able to understand the basic concepts of Principal stresses developed when subjected to stresses along different axes and design the sections.
2. The student can asses stresses in different engineering applications like shafts, springs, columns and struts subjected to different loading conditions .
3. The student will be able to assess forces in different types of trusses used in construction.

Syllabus :**UNIT- I**

PRINCIPAL STRESSES AND STRAINS AND THEORY OF FAILURES: Introduction – Stresses on an inclined section of a bar under axial loading – compound stresses – Normal and tangential stresses on an inclined plane for biaxial stresses – Two perpendicular normal stresses

accompanied by a state of simple shear – Mohr's circle of stresses – Principal stresses and strains – Analytical and graphical solutions.

THEORIES OF FAILURES: Introduction – Various Theories of failures like Maximum Principal stress theory – Maximum Principal strain theory – Maximum shear stress theory – Maximum strain energy theory – Maximum shear strain energy theory.

UNIT – II

TORSION OF CIRCULAR SHAFTS AND SPRINGS: Theory of pure torsion – Derivation of Torsion equations: $T/J = q/r = N\phi/L$ – Assumptions made in the theory of pure torsion – Torsional moment of resistance – Polar section modulus – Power transmitted by shafts – Combined bending and torsion and end thrust – Design of shafts according to theories of failure.

SPRINGS: Introduction – Types of springs – deflection of close and open coiled helical springs under axial pull and axial couple – springs in series and parallel – Carriage or leaf springs.

UNIT – III

COLUMNS AND STRUTS: Introduction – Types of columns – Short, medium and long columns – Axially loaded compression members – Crushing load – Euler's theorem for long columns- assumptions- derivation of Euler's critical load formulae for various end conditions – Equivalent length of a column – slenderness ratio – Euler's critical stress – Limitations of Euler's theory – Rankine – Gordon formula – Long columns subjected to eccentric loading – Secant formula – Empirical formulae – Straight line formula – Prof. Perry's formula.

Laterally loaded struts – subjected to uniformly distributed and concentrated loads – Maximum B.M. and stress due to transverse and lateral loading.

UNIT – IV

DIRECT AND BENDING STRESSES: Stresses under the combined action of direct loading and B.M. Core of a section – determination of stresses in the case of chimneys, retaining walls and dams – conditions for stability – stresses due to direct loading and B.M. about both axis.

UNIT – V

UNSYMMETRICAL BENDING: Introduction – Centroidal principal axes of section – Graphical method for locating principal axes – Moments of inertia referred to any set of rectangular axes – Stresses in beams subjected to unsymmetrical bending – Principal axes – Resolution of bending moment into two rectangular axes through the centroid – Location of neutral axis Deflection of beams under unsymmetrical bending.

UNIT – VI

ANALYSIS OF PIN-JOINTED PLANE FRAMES: Determination of Forces in members of plane, pin-jointed, perfect trusses by (i) method of joints and (ii) method of sections. Analysis of various types of cantilever and simply supported trusses by method of joints, method of sections.

TEXT BOOKS:

1. Mechanics of Materials- by R. C. Hibbler
2. Strength of materials by S. S. Bhavakatti

REFERENCES:

1. Fundamentals of Solid Mechanics M.L. Gambhir, PHI Learning Pvt. Ltd., New Delhi.
2. Introduction to text book of Strength of Material by U.C. Jindal, Galgotia publications.
3. Strength of materials by R. Subramanian, Oxford university press, New Delhi.

II Year – II SEMESTER

T P C
3+1 0 3

HYDRAULICS AND HYDRAULIC MACHINERY

UNIT – I

OPEN CHANNEL FLOW: Types of flows - Type of channels – Velocity distribution – Energy and momentum correction factors – Chezy's, Manning's; and Bazin formulae for uniform flow – Most Economical sections.

Critical flow : Specific energy-critical depth – computation of critical depth – critical sub-critical and super critical flows.

UNIT II

OPEN CHANNEL FLOW II: Non uniform flow-Dynamic equation for G.V.F., Mild, Critical, Steep, horizontal and adverse slopes-surface profiles-direct step method- Rapidly varied flow, hydraulic jump, energy dissipation.

UNIT – III

HYDRAULIC SIMILITUDE: Dimensional analysis-Rayleigh's method and Buckingham's pi theorem-study of Hydraulic models – Geometric, kinematic and dynamic similarities-dimensionless numbers – model and prototype relations.

UNIT – IV

BASICS OF TURBO MACHINERY: Hydrodynamic force of jets on stationary and moving flat, inclined and curved vanes, jet striking centrally and at tip, velocity triangles at inlet and outlet, expressions for work done and efficiency-Angular momentum principle, Applications to radial flow turbines. Layout of a typical Hydropower installation – Heads and efficiencies - classification of turbines.

UNIT – V

HYDRAULIC TURBINES – I: Pelton wheel - Francis turbine - Kaplan turbine - working, working proportions, velocity diagram, work done and efficiency, hydraulic design, draft tube – theory and function efficiency.

HYDRAULIC TURBINES – II: Governing of turbines-surge tanks-unit and specific turbines-unit speed-unit quantity-unit power-specific speed performance characteristics-geometric similarity-cavitation.

UNIT – VI

CENTRAIFUGAL-PUMPS: Pump installation details-classification-work done- Manometric head-minimum starting speed-losses and efficiencies-specific speed, multistage pumps-pumps in parallel- performance of pumps-characteristic curves- NPSH- Cavitation.

RECIPROCATING PUMPS: Introduction, classification of reciprocating pumps, main components of reciprocating pumps, working of a reciprocating pumps, discharge through pumps, indicator diagram, work done by reciprocating pumps, slip of reciprocating pumps.

TEXT BOOKS:

1. Open Channel flow by K. Subramanya, Tata McGraw Hill Publishers
2. A text of Fluid mechanics and hydraulic machines by Dr. R.K. Bansal - Laxmi Publications (P) Ltd., New Delhi.
3. Fluid Mechanics by Modi and Seth, TEXT BOOKS house.

REFERENCES:

1. Fluid mechanics and fluid machines by Rajput, S. Chand & Co.
2. Hydraulic Machines by Banga & Sharma Khanna Publishers.
3. Fluid Mechanics & Fluid Power Engineering by D.S. Kumar Kataria & Sons.

II Year – II SEMESTER**T P C**
3+1 0 3**CONCRETE TECHNOLOGY****Course Learning Objectives:**

- To learn the concepts of Concrete production and its behaviour in various environments.
- To learn the test procedures for the determination of properties of concrete.
- To understand durability properties of concrete in various environments.

Course Outcomes:

Upon successful completion of this course, student will be able to

- understand the basic concepts of concrete.
- realise the importance of quality of concrete.
- familiarise the basic ingredients of concrete and their role in the production of concrete and its behaviour in the field.
- test the fresh concrete properties and the hardened concrete properties.
- evaluate the ingredients of concrete through lab test results.
- design the concrete mix by BIS method.
- familiarise the basic concepts of special concrete and their production and applications.
- understand the behaviour of concrete in various environments.

Syllabus :**UNIT I : INGREDIENTS OF CONCRETE**

CEMENTS & ADMIXTURES: Portland cement – Chemical composition – Hydration, Setting of cement, Fineness of cement, Structure of hydrate cement – Test for physical properties – Different grades of cements – Admixtures – Mineral and chemical admixtures – accelerators, retarders, air entrainers, plasticizers, super plasticizers, fly ash and silica fume.

AGGREGATES: Classification of aggregate – Particle shape & texture – Bond, strength & other mechanical properties of aggregates – Specific gravity, Bulk density, porosity, adsorption & moisture content of aggregate – Bulking of sand – Deleterious substance in aggregate – Soundness of aggregate – Alkali aggregate reaction – Thermal properties – Sieve analysis –

Fineness modulus – Grading curves – Grading of fine & coarse Aggregates – Gap graded and well graded aggregate as per relevant IS code – Maximum aggregate size.

Quality of mixing water

UNIT – II

FRESH CONCRETE: Steps in Manufacture of Concrete – proportion, mixing, placing, compaction, finishing, curing – including various types in each stage. Properties of fresh concrete – Workability – Factors affecting workability – Measurement of workability by different tests, Setting times of concrete, Effect of time and temperature on workability – Segregation & bleeding – Mixing and vibration of concrete, Ready mixed concrete, Shotcrete.

UNIT – III

HARDENED CONCRETE: Water / Cement ratio – Abram's Law – Gelspaoe ratio – Nature of strength of concrete – Maturity concept – Strength in tension & compression – Factors affecting strength – Relation between compression & tensile strength – Curing, Testing of Hardened Concrete: Compression tests – Tension tests – Factors affecting strength – Flexure tests – Splitting tests – Non-destructive testing methods – codal provisions for NDT.

UNIT – IV

ELASTICITY, CREEP & SHRINKAGE – Modulus of elasticity – Dynamic modulus of elasticity – Poisson's ratio – Creep of concrete – Factors influencing creep – Relation between creep & time – Nature of creep – Effects of creep – Shrinkage – types of shrinkage.

UNIT – V

MIX DESIGN: Factors in the choice of mix proportions – Durability of concrete – Quality Control of concrete – Statistical methods – Acceptance criteria – Concepts Proportioning of concrete mixes by various methods – BIS method of mix design.

UNIT – VI

SPECIAL CONCRETES: Ready mixed concrete, Shotcrete – Light weight aggregate concrete – Cellular concrete – No-fines concrete, High density concrete, Fibre reinforced concrete – Different types of fibres – Factors affecting properties of F.R.C, Polymer concrete – Types of Polymer concrete – Properties of polymer concrete, High performance concrete – Self consolidating concrete, SIFCON, self healing concrete.

TEXT BOOKS:

1. Concrete Technology by M.S.Shetty. – S.Chand & Co.; 2004.
2. Concrete Technology by M.L. Gambhir. – Tata Mc. Graw Hill Publishers, New Delhi.

REFERENCES:

1. Properties of Concrete by A.M.Neville – PEARSON – 4th edition.
2. Concrete Technology by A.R. Santha Kumar, Oxford University Press, New Delhi.

II Year – II SEMESTER**T P C**
3+1 0 3**STRUCTURAL ANALYSIS - I****Course Learning Objectives:**

1. To give preliminary concepts of assessment of bending moment and shear force in Propped cantilevers, fixed beams and continuous beams due to various loading conditions.
2. To impart concepts of Bending Moment and Shear force for beams with different boundary and loading conditions and to draw the diagrams of variation across the length.
3. The procedure for development of slope deflection equations and to solve application to continuous beams with and without settlement of supports.
4. The concepts of moving loads and influence lines are imparted for assessment of maximum SF and BM at a given section when loads of varying spans are passing over beams of different spans of Pratt and Warren trusses.

Course Outcomes:

Upon successful completion of this course,

1. The student will be able to estimate the bending moment and shear forces in beams of different fixity conditions.
2. The student can analyze the continuous beams using an important method of slope deflection which imparts basic concepts for other methods of analysis to be discussed in next level analysis course.
3. The student will be able to analyze the loads in Pratt and Warren trusses when loads of different types and spans are passing over the truss. These concepts will be used in to understand the performance and to design of bridge structures in next level courses.

Syllabus :**UNIT – I**

PROPPED CANTILEVERS: Analysis of propped cantilevers-shear force and Bending moment diagrams-Deflection of propped cantilevers.

UNIT – II

FIXED BEAMS – Introduction to statically indeterminate beams with U. D. load central point load, eccentric point load. Number of point loads, uniformly varying load, couple and combination of loads shear force and Bending moment diagrams-Deflection of fixed beams effect of sinking of support, effect of rotation of a support.

UNIT – III

CONTINUOUS BEAMS: Introduction-Clapeyron's theorem of three moments- Analysis of continuous beams with constant moment of inertia with one or both ends fixed-continuous beams with overhang, continuous beams with different moment of inertia for different spans-Effects of sinking of supports-shear force and Bending moment diagrams.

UNIT-IV

SLOPE-DEFLECTION METHOD: Introduction, derivation of slope deflection equation, application to continuous beams with and without settlement of supports.

UNIT – V

ENERGY THEOREMS: Introduction-Strain energy in linear elastic system, expression of strain energy due to axial load, bending moment and shear forces - Castigliano's first theorem-Deflections of simple beams and pin jointed trusses.

UNIT – VI

MOVING LOADS and INFLUENCE LINES: Introduction maximum SF and BM at a given section and absolute maximum S.F. and B.M due to single concentrated load U. D load longer than the span, U. D load shorter than the span, two point loads with fixed distance between them and several point loads-Equivalent uniformly distributed load-Focal length.

INFLUENCE LINES: Definition of influence line for SF, Influence line for BM- load position for maximum SF at a section-Load position for maximum BM at a sections, single point load, U.D. load longer than the span, U.D. load shorter than the span- Influence lines for forces in members of Pratt and Warren trusses.

TEXT BOOKS:

1. Structural Analysis by V.D. Prasad Galgotia publications, 2nd Editions.
2. Analysis of Structures by T.S. Thandavamoorthy, Oxford University Press, New Delhi.

REFERENCES:

1. Theory of Structures by Gupta, Pandit & Gupta; Tata McGraw Hill, New Delhi.
2. Theory of Structures by R.S. Khurmi, S. Chand Publishers.
3. Structural analysis by R.C. Hibbeler, Pearson, New Delhi.

II Year – II SEMESTER**T P C**
0 3 2**FLUID MECHANICS AND HYDRAULIC MACHINERY LAB****List of Experiments**

1. Calibration of Venturimeter & Orifice meter
2. Determination of Coefficient of discharge for a small orifice by a constant head method.
3. Determination of Coefficient of discharge for an external mouth piece by variable head method.
4. Calibration of contracted Rectangular Notch and /or Triangular Notch
5. Determination of Coefficient of loss of head in a sudden contraction and friction factor.
6. Verification of Bernoulli's equation.
7. Impact of jet on vanes
8. Study of Hydraulic jump.
9. Performance test on Pelton wheel turbine
10. Performance test on Francis turbine.
11. Efficiency test on centrifugal pump.
12. Efficiency test on reciprocating pump.

List of Equipment:

1. Venturimeter setup.
2. Orifice meter setup.
3. Small orifice setup.
4. External mouthpiece setup.
5. Rectangular and Triangular notch setups.
6. Friction factor test setup.
7. Bernoulli's theorem setup.
8. Impact of jets.
9. Hydraulic jump test setup.
10. Pelton wheel and Francis turbines.
11. Centrifugal and Reciprocating pumps.

II Year – II SEMESTER**T P C**
0 3 2**CONCRETE TECHNOLOGY LAB****Course Learning Objectives:**

To test the basic properties ingredients of concrete, fresh and hardened concrete properties.

Course Outcomes:

Upon successful completion of this course, student will be able to

- Determine the consistency and fineness of cement.
- Determine the setting times of cement.
- Determine the specific gravity and soundness of cement.
- Determine the compressive strength of cement.
- Determine the workability of cement concrete by compaction factor, slump and Vee – Bee tests
- Determine the specific gravity of coarse aggregate and fine aggregate by Sieve analysis.
- Determine the flakiness and elongation index of aggregates.
- Determine the bulking of sand.
- Understand the non-destructive testing procedures on concrete.

List of Experiments:

At least 10 experiments must be conducted (at least one for each property)

1. Determination of normal Consistency and fineness of cement.
2. Determination of initial setting time and final setting time of cement.
3. Determination of specific gravity and soundness of cement.
4. Determination of compressive strength of cement.
5. Determination of grading and fineness modulus of Coarse aggregate by sieve analysis.
6. Determination of specific gravity of coarse aggregate
7. Determination of grading and fineness modulus of fine aggregate (sand) by sieve analysis.
8. Determination of bulking of sand.
9. Determination of workability of concrete by compaction factor method.

10. Determination of workability of concrete by slump test
11. Determination of workability of concrete by Vee-bee test.
12. Determination of compressive strength of cement concrete and its young's modulus.
13. Determination of split tensile strength of concrete.
14. Non-Destructive testing on concrete (for demonstration)

List of Equipment:

1. Standard set of sieves for coarse aggregate and fine aggregate
2. Vicat's apparatus
3. Specific gravity bottle.
4. Lechatlier's apparatus.
5. Slump Test Apparatus.
6. Compaction Factor Test Apparatus.
7. Vee- Bee test apparatus
8. Longitudinal compresso meter
9. Universal testing Machine (UTM)/Compression Testing Machine (CTM).
10. Rebound hammer, Ultrasonic pulse velocity machine, micro cover meter etc.

II Year – II SEMESTER

T	P	C
0	3	2

SURVEYING FIELD WORK- II**List of Experiments**

1. Theodolite Survey: Determining the Horizontal and Vertical Angles by the method of repetition method.
2. Theodolite Survey: Finding the distance between two inaccessible points.
3. Theodolite Survey: Finding the height of far object.
4. Tacheomatic survey: Heights and distance problems using tacheomatic principles.
5. One Exercise on Curve setting.
6. One Exercise on contours.
7. Total Station : Introduction to total station and practicing setting up, levelling up and elimination of parallax error.
8. Total Station : Determination of area using total station.
9. Total Station : Traversing
10. Total Station : Contouring
11. Total Station : Determination of Remote height.
12. Total Station : distance between two inaccessible points.

Note: Any 10 field work assignments must be completed.

III Year – I SEMESTER

T	P	C
3+1*	0	3

CE 501 - ENGINEERING GEOLOGY

Lecture :	3 hrs/Week	Internal Assessment :	30 Marks
Tutorial :	1 hrs/Week	Semester End Examination :	70 Marks
Practical :	--	Credits :	3

Course Learning Objectives:

The objective of this course is:

1. To introduce the Engineering Geology as a subject in Civil Engineering.
2. To enable the student to use subject in civil engineering applications.

Course Outcomes:

Upon the successful completion of this course, the students will be able to:

- a. Identify and classify the geological minerals.
- b. Measure the rock strengths of various rocks.
- c. Classify and measure the earthquake prone areas to practice the hazard zonation.
- d. Classify, monitor and measure the Landslides and subsidence.
- e. Prepares, analyses and interpret the Engineering Geologic maps
- f. Analyses the ground conditions through geophysical surveys.
- g. Test the geological material and ground to check the suitability of civil engineering project construction.
- h. Investigate the project site for mega/mini civil engineering projects.Site selection for mega engineering projects like Dams, Tunnels, disposal sites etc...

SYLLABUS:**UNIT-I:**

Introduction: Branches of Geology, Importance of Geology in Civil Engineering with case studies.

Weathering: Weathering of rocks, Geological agents, weathering process of Rock, River process and their development.

UNIT-II

Mineralogy And Petrology: Definitions of mineral and rock, Different methods of study of mineral and rock, The study of physical properties of minerals and rocks for megascopic study for the following minerals and rocks, Common rock forming minerals are Feldspar, Quartz Group, Olivine, Augite, Hornblende, Mica Group, Asbestos, Talc, Chlorite, Kyanite, Garnet, Calcite and other ore forming minerals are Pyrite, Hematite, Magnetite, Chlorite, Galena, Pyrolusite, Graphite, Chromite, Magnetite And Bauxite. Classification, structures, textures and forms of Igneous rocks, Sedimentary rocks, Metamorphic rocks, and their megascopic study of granite varieties, (pink, gray, green). Pegmatite, Dolerite, Basalt etc., Shale, Sand Stone, Lime Stone, Laterite, Quartzite, Gneiss, Schist, Marble, Khondalite and Slate.

UNIT-III

Structural Geology: Strike, Dip and Outcrop study of common geological structures associating with the rocks such as Folds, Faults, Joints and Unconformities- parts, types, mechanism and their importance in Civil Engineering.

UNIT-IV

Ground Water: Water table, Cone of depression, Geological controls of Ground Water Movement, Ground Water Exploration Techniques.

Earthquakes And Land Slides: Terminology, Classification, causes and effects, Shield areas and Seismic belts, Richter scale intensity, Precautions of building constructions in seismic areas. Classification of Landslides, Causes and Effects, measures to be taken prevent their occurrence at Land slides.

UNIT-V

Geophysics: Importance of Geophysical methods, Classification, Principles of Geophysical study by Gravity method, Magnetic method, Electrical methods, Seismic methods, Radiometric method and Electrical resistivity, Seismic refraction methods and Engineering properties of rocks.

UNIT-VI

Geology Of Dams, Reservoirs And Tunnels: Types and purpose of Dams, Geological considerations in the selection of a Dam site. Life of Reservoirs Purpose of Tunnelling, effects, Lining of Tunnels. Influence of Geology for successful Tunnelling.

TEXT BOOKS:

1. 'Engineering Geology' by Subinoy Gangopadhyay, Oxford University press.
2. 'Engineering Geology' by D. Venkat Reddy, Vikas Publishing House pvt. Ltd, 2013.
3. 'Engineering Geology' by N. Chenn Kesavulu, Trinity Press (Laxmi Publications), 2nd Edition, 2014.
4. 'Engineering Geology' by Vasudev Kanithi, University Press.

REFERENCES:

1. 'Engineering Geology for Civil Engineers' by P.C. Varghese, PHI learning pvt. Ltd.
2. 'Geology for Engineers and Environmental Society' by Alan E Kehew, person publications, 3rd edition
3. 'Fundamentals of Engineering Geology' by P.G. Bell, B.S.P. Publications, 2012.
4. 'Engineering Geology' by V.Parthesarathi et al., Wiley Publications
5. 'Environmental Geology' by K.S. Valdiya, McGraw Hill Publications, 2nd ed.

III Year – I SEMESTER

T	P	C
3+1*	0	3

CE502 - STRUCTURAL ANALYSIS – II

Lecture :	3 hrs/Week	Internal Assessment :	Marks
Tutorial :	1 Hrs/Week	Semester End Examination :	Marks
Practical :	--	Credits :	3

Course Learning Objectives:

The objective of this course is:

1. Familiarize Students with Different types of Structures
2. Equip student with concepts of Arches
3. Understand Concepts of lateral Load analysis
4. Familiarize Cables and Suspension Bridges
5. Understand Analysis methods Moment Distribution, Kanis Method and Matrix methods.

Course Outcomes:

At the end of this course; the student will be able to

- a. Differentiate Determinate and Indeterminate Structures
- b. Carryout lateral Load analysis of structures
- c. Analyze Cable and Suspension Bridge structures
- d. Analyze structures using Moment Distribution, Kani's Method and Matrix methods.

SYLLABUS:**UNIT I**

Three Hinged Arches: Elastic theory of arches – Eddy's theorem – Determination of horizontal thrust, bending moment, normal thrust and radial shear – effect of temperature.

Two Hinged Arches: Determination of horizontal thrust, bending moment, normal thrust and radial shear – Rib shortening and temperature stresses, tied arches – fixed arches – (No analytical question).

UNIT-II

Lateral Load Analysis Using Approximate Methods: application to building frames. (i) Portal method (ii) Cantilever method.

UNIT – III

Cable Structures And Suspension Bridges: Introduction, characteristics of cable, analysis of cables subjected to concentrated and uniformly distributed loads, anchor cable, temperature stresses, analysis of simple suspension bridge, three hinged and two hinged stiffening girder suspension bridges.

UNIT – IV

Moment Distribution Method: Stiffness and carry over factors – Distribution factors – Analysis of continuous beams with and without sinking of supports – Portal frames – including Sway-Substitute frame analysis by two cycle.

UNIT – V

Kani's Method: Analysis of continuous beams – including settlement of supports and single bay portal frames with and without side sway.

UNI – VI

Introduction to Matrix Methods:

Flexibility methods: Introduction, application to continuous beams (maximum of two unknowns) including support settlements.

Stiffness method: Introduction, application to continuous beams (maximum of two unknowns) including support settlements.

TEXT BOOKS:

1. 'Structural Analysis' by T.S.Thandavamoorthy, Oxford university press, India.
2. 'Structural Analysis' by R.C. Hibbeler, Pearson Education, India
3. 'Theory of Structures – II' by B.C.Punmia, Jain & Jain, Laxmi Publications, India.
4. 'Structural Analysis' by C.S. Reddy, Tata Mc-Graw hill, New Delhi.

REFERENCES:

1. 'Intermediate Structural Analysis' by C. K. Wang, Tata McGraw Hill, India.
2. 'Theory of structures' by Ramamuratam, Dhanpatrai Publications.
3. 'Analysis of structures' by Vazrani & Ratwani – Khanna Publications.
4. 'Comprehensive Structural Analysis-Vol.I&2' by Dr. R. Vaidyanathan & Dr. P. Perumal- Laxmi Publications Pvt. Ltd., New Delhi.

III Year – I SEMESTER

T	P	C
3+1*	0	3

**CE503-DESIGN AND DRAWING OF REINFORCED
CONCRETE STRUCTURES**

Lecture :	3 hrs/Week	Internal Assessment :	Marks
Tutorial :	1 Hrs/Week	Semester End Examination :	Marks
Practical :	--	Credits :	3

Course Learning Objectives:

The objective of this course is:

1. Familiarize Students with different types of design philosophies
2. Equip student with concepts of design of flexural members
3. Understand Concepts of shear, bond and torsion
4. Familiarize students with different types of compressions members and Design
5. Understand different types of footings and their design

Course Outcomes:

At the end of this course the student will be able to

- a. Work on different types of design philosophies
- b. Carryout analysis and design of flexural members and detailing
- c. Design structures subjected to shear, bond and torsion
- d. Design different type of compression members and footings

SYLLABUS:**UNIT –I**

Introduction: Working stress method Design codes and handbooks, loading standards – Dead, live, wind and earthquake loads, elastic theory, design constants, modular ratio, neutral axis depth and moment of resistance, balanced, under-reinforced and over-reinforced sections, working stress method of design of singly and doubly reinforced beams.

Limit State Design: Concepts of limit state design – Basic statistical principles – Characteristic loads –Characteristic strength – Partial load and safety factors – representative stress-strain curves for cold worked deformed bars and mild steel bars. Assumptions in limit state design – stress - block parameters – limiting moment of Resistance.

UNIT –II

Design for Flexure: Limit state analysis and design of singly reinforced sections- effective depth- Moment of Resistance- Doubly reinforced and flanged (T and L) beam sections- Minimum depth for a given capacity- Limiting Percentage of Steel- Minimum Tension Reinforcement- Maximum Flexural Steel- Design of Flanged Sections (T&L)- Effective width of flange –Behavior- Analysis and Design.

UNIT – III

Design for Shear, Torsion and Bond: Limit state analysis and design of section for shear and torsion – concept of bond, anchorage and development length, I.S. code provisions. Design examples in simply supported and continuous beams, detailing.**Limit state design for serviceability:** Deflection, cracking and code provision, Design of formwork for beams and slabs.

UNIT – IV

Design of Compression members: Effective length of a column, Design of short and long columns – under axial loads, uniaxial bending and biaxial bending – Braced and un-braced columns – I S Code provisions.

UNIT –V

Footings: Different types of footings – Design of isolated and combined footings - rectangular and circular footings subjected to axial loads, uni-axial and bi-axial bending moments.

UNIT – VI

Slabs: Classification of slabs, design of one - way slabs, two - way slabs, and continuous slabs using IS Coefficients (conventional), design of waist-slab staircase.

NOTE: All the designs to be taught in Limit State Method

Following plates should be prepared by the students.

1. Reinforcement detailing of T-beams, L-beams and continuous beams.
2. Reinforcement detailing of columns and isolated footings.
4. Detailing of one-way, two-way and continuous slabs and waist-slab staircase.

INTERNAL EXAMINATION PATTERN:

The total internal marks (30) are distributed in three components as follows:

1. Descriptive (subjective type) examination : 25 marks
2. Assignment : 05 marks

FINAL EXAMINATION PATTERN:

The end examination paper should consist of Part A and Part B. Part A consists of two questions in Design and Drawing out of which one question is to be answered. Part B should consist of five questions and design out of which three are to be answered. Weightage for Part – A is 40% and Part- B is 60%.

TEXT BOOKS:

1. 'Limit State Design' by A. K. Jain
2. 'Design of Reinforced concrete Structures' by N. Subrahmanyian
3. 'Reinforced Concrete Structures' by S. Unnikrishna Pillai & Devdas Menon, Tata McGraw Hill, New Delhi.

REFERENCES:

1. 'Design of concrete structures' by Arthus H. Nilson, David Darwin, and Chorles W. Dolar, Tata McGrawHill, 3rd Edition, 2005.
2. 'Reinforced Concrete Structures' by Park and Pauley, John Wiley and Sons.

IS Codes:

- 1) IS -456-2000 (Permitted to use in examination hall)
- 2) IS – 875
- 3) SP-16

III Year – I SEMESTER

T	P	C
3+1*	0	3

CE504-GEOTECHNICAL ENGINEERING – I

Lecture :	3 hrs/Week	Internal Assessment :	Marks
Tutorial :	1 Hrs/Week	Semester End Examination :	Marks
Practical :	--	Credits :	3

Course Learning Objectives:

The objective of this course is:

1. To enable the student to determine the index properties of the soil and classify it.
2. To impart the concept of seepage of water through soils and determine the discharge of water through soils.
3. To impart the principles of compaction and consolidation of soils and determine the magnitude and the rate of consolidation settlement.
4. To enable the student to understand the concept of shear strength of soils, determine the shear parameters of sands and clays and the areas of their application.

Course Outcomes:

Upon the successful completion of this course

- a. The student must know the definition of the various quantities related to soil mechanics and establish their inter-relationships.
- b. The student should be able to know the methods of determination of the various index properties of the soils and classify the soils.
- c. The student should be able to know the importance of the different engineering properties of the soil such as compaction, permeability, consolidation and shear strength and determine them in the laboratory.
- d. The student should be able to apply the above concepts in day-to-day civil engineering practice.

SYLLABUS:**UNIT – I**

Introduction: Soil formation – soil structure and clay mineralogy – Adsorbed water – Mass- volume relationship –Relative density - Mechanism of compaction – factors affecting – effects of compaction on soil properties - compaction control.

UNIT – II

Index Properties Of Soils: Grain size analysis – Sieve and Hydrometer methods – consistency limits and indices – Various Types of soil Classifications – Unified soil classification and I.S. Soil classification.

UNIT –III

Permeability: Soil water – capillary rise – One dimensioned flow of water through soils – Darcy’s law- permeability – Factors affecting –laboratory determination of coefficient of permeability –Permeability of layered systems. Total, neutral and effective stresses –quick sand condition – 2-D flow and Laplace’s equation - Seepage through soils –Flow nets: Characteristics and Uses.

UNIT – IV

Stress Distribution In Soils: Stresses induced by applied loads - Boussinesq’s and Westergaard’s theories for point loads and areas of different shapes– Newmark’s influence chart – 2:1 stress distribution method.

UNIT – V

Consolidation: Compressibility of soils – e-p and e-log p curves – Stress history – Concept of consolidation - Spring Analogy - Terzaghi’s theory of one-dimensional Consolidation – Time rate of consolidation and degree of consolidation – Determination of coefficient of consolidation (c_v) - Over consolidated and normally consolidated clays.

UNIT - VI

Shear Strength of Soils: Basic mechanism of shear strength - Mohr – Coulomb Failure theories – Stress-Strain behavior of Sands - Critical Void Ratio – Stress-Strain behavior of clays – Shear Strength determination- various drainage conditions.

TEXT BOOKS:

1. ‘Basic and Applied Soil Mechanics’ by Gopal Ranjan and A.S.R.Rao, New Age International Publishers.
2. ‘Soil Mechanics and Foundation Engineering’ by V.N.S.Murthy ,CBS publishers.
3. ‘Soil Mechanics’ by M.Palani Kumar, PHI Learning.

REFERENCES:

1. ‘Fundamentals of Soil Mechanics’ by D.W.Taylor., Wiley.
2. ‘An introduction to Geotechnical Engineering’ by Holtz and Kovacs; Prentice Hall.

III Year – I SEMESTER

T	P	C
3+1*	0	3

CE505-TRANSPORTATION ENGINEERING – I

Lecture :	3 hrs/Week	Internal Assessment :	Marks
Tutorial :	1 Hrs/Week	Semester End Examination :	Marks
Practical :	--	Credits :	3

Course Learning Objectives:

The objective of this course is:

1. To impart different concepts in the field of Highway Engineering.
2. To acquire design principles of Highway Geometrics and Pavements
3. To learn various highway construction and maintenance procedures.

Course Outcomes:

Upon the successful completion of this course, the students will be able to:

- a. Plan highway network for a given area.
- b. Determine Highway alignment and design highway geometrics.
- c. Design Intersections and prepare traffic management plans.
- d. Judge suitability of pavement materials and design flexible and rigid pavements.
- e. Construct and maintain highways

SYLLABUS:**UNIT I**

Highway Planning and Alignment: Highway development in India; Classification of Roads; Road Network Patterns; Necessity for Highway Planning; Different Road Development Plans – First, second, third road development plans, road development vision 2021, Rural Road Development Plan – Vision 2025; Planning Surveys; Highway Alignment- Factors affecting Alignment- Engineering Surveys – Drawings and Reports.

UNIT – II

Highway Geometric Design: Importance of Geometric Design- Design controls and Criteria- Highway Cross Section Elements- Sight Distance Elements- Stopping sight Distance, Overtaking Sight Distance and Intermediate Sight Distance- Design of Horizontal Alignment- Design of

Super elevation and Extra widening- Design of Transition Curves-Design of Vertical alignment-Gradients- Vertical curves.

UNIT – III

Traffic Engineering:Basic Parameters of Traffic-Volume, Speed and Density- Traffic Volume Studies; Speed studies –spot speed and speed & delay studies; Parking Studies; Road Accidents-Causes and Preventive measures - Condition Diagram and Collision Diagrams; PCU Factors, Capacity of Highways – Factors Affecting; LOS Concepts; Road Traffic Signs; Road markings; Types of Intersections; At-Grade Intersections – Design of Plain, Flared, Rotary and Channelized Intersections; Design of Traffic Signals –Webster Method –IRC Method.

UNIT – IV

Highway Materials:Subgrade soil: classification –Group Index – Subgrade soil strength – California Bearing Ratio – Modulus of Subgrade Reaction. Stone aggregates: Desirable properties – Tests for Road Aggregates – Bituminous Materials: Types – Desirable properties – Tests on Bitumen – Bituminous paving mixes: Requirements – Marshall Method of Mix Design.

UNIT – V

Design Of Pavements:Types of pavements; Functions and requirements of different components of pavements; Design Factors

Flexible Pavements: Design factors – Flexible Pavement Design Methods – CBR method – IRC method – Burmister method – Mechanistic method – IRC Method for Low volume Flexible pavements.

Rigid Pavements: Design Considerations – wheel load stresses – Temperature stresses – Frictional stresses – Combination of stresses – Design of slabs – Design of Joints – IRC method – Rigid pavements for low volume roads – Continuously Reinforced Cement Concrete Pavements – Roller Compacted Concrete Pavements.

UNIT – VI

Highway Construction and Maintenance:Types of Highway Construction – Earthwork; Construction of Earth Roads, Gravel Roads, Water Bound Macadam Roads, Bituminous Pavements and Construction of Cement Concrete Pavements.

Pavement Failures, Maintenance of Highways, pavement evaluation, strengthening of existing pavements.

TEXT BOOKS:

1. 'Highway Engineering' by Khanna S.K., Justo C.E.G and Veeraragavan A, Nem Chand Bros, Roorkee.
2. 'Traffic Engineering and Transportation' Planning by Kadiyali L.R, Khanna Publishers, New Delhi.
3. 'Highway Engineering' by Srinivasa Kumar R, Universities Press, Hyderabad.

REFERENCES:

1. 'Transportation Engineering and Planning' by Papacostas C.S. and PD Prevedouros, Prentice Hall of India Pvt. Ltd; New Delhi.
2. 'Principles of Highway Engineering' by Kadiyali LR, Khanna Publishers, New Delhi.
3. 'Transportation Engineering - An Introduction' by Jotin Khisty C, Prentice Hall, Englewood Cliffs, New Jersey.
4. 'Highway Engineering' by Paul H. Wright and Karen K Dixon, Wiley Student Edition, Wiley India (P) Ltd., New Delhi .
5. 'Principles of Transportation Engineering' by Partha Chakroborthy and Animesh Das, PHI Learning Private Limited, Delhi
6. 'Practice and Design of Highway Engineering' by Sharma SK, Principles, S.Chand & Company Private Limited, New Delhi.

III Year – I SEMESTER

T	P	C
3+1*	0	2

INTELLECTUAL PROPERTY RIGHTS AND PATENTS**Unit I**

Introduction to Intellectual Property Law – Evolutionary past – Intellectual Property Law Basics - Types of Intellectual Property - Innovations and Inventions of Trade related Intellectual Property Rights – Agencies Responsible for Intellectual Property Registration – Infringement - Regulatory – Over use or Misuse of Intellectual Property Rights - Compliance and Liability Issues.

Unit II

Introduction to Copyrights – Principles of Copyright – Subject Matters of Copyright – Rights Afforded by Copyright Law –Copyright Ownership – Transfer and Duration – Right to Prepare Derivative Works –Rights of Distribution – Rights of performers – Copyright Formalities and Registration – Limitations – Infringement of Copyright – International Copyright Law- Semiconductor Chip Protection Act.

Unit III

Introduction to Patent Law – Rights and Limitations – Rights under Patent Law – Patent Requirements – Ownership and Transfer – Patent Application Process and Granting of Patent – Patent Infringement and Litigation – International Patent Law – Double Patenting – Patent Searching – Patent Cooperation Treaty – New developments in Patent Law- Invention Developers and Promoters.

Unit IV

Introduction to Trade Mark – Trade Mark Registration Process – Post registration procedures – Trade Mark maintenance – Transfer of rights – Inter parties Proceedings – Infringement – Dilution of Ownership of Trade Mark – Likelihood of confusion – Trade Mark claims – Trade Marks Litigation – International Trade Mark Law

Unit V

Introduction to Trade Secrets – Maintaining Trade Secret – Physical Security – Employee Access Limitation – Employee Confidentiality Agreement – Trade Secret Law – Unfair Competition – Trade Secret Litigation – Breach of Contract – Applying State Law.

Unit VI

Introduction to Cyber Law – Information Technology Act - Cyber Crime and E-commerce – Data Security – Confidentiality – Privacy - International aspects of Computer and Online Crime.

REFERENCE BOOKS:

1. Deborah E.Bouchoux: “Intellectual Property”. Cengage learning , New Delhi
2. Kompal Bansal & Parishit Bansal "Fundamentals of IPR for Engineers", BS Publications (Press)
3. Cyber Law. Texts & Cases, South-Western’s Special Topics Collections
4. Prabhuddha Ganguli: ‘ Intellectual Property Rights” Tata Mc-Graw – Hill, New Delhi
5. Richard Stim: "Intellectual Property", Cengage Learning, New Delhi.
6. R. Radha Krishnan, S. Balasubramanian: "Intellectual Property Rights", Excel Books. New Delhi.
7. M.Ashok Kumar and Mohd.Iqbal Ali: “Intellectual Property Right” Serials Pub.

III Year – I SEMESTER

T	P	C
0	0	2

CE507-GEOTECHNICAL ENGINEERING LAB

Lecture :	--	Internal Assessment :	25 Marks
Tutorial :	--	Semester End Examination :	50 Marks
Practical :	3 hrs/Week	Credits :	2

Course Learning Objectives:

The objective of this course is:

1. To impart knowledge of determination of index properties required for classification of soils.
2. To teach how to determine compaction characteristics and consolidation behavior from relevant lab tests; to determine permeability of soils.
3. To teach how to determine shear parameters of soil through different laboratory tests.

Course Outcomes:

Upon successful completion of this course, student will be able to

- a. Determine index properties of soil and classify them.
- b. Determine permeability of soils.
- c. Determine Compaction, Consolidation and shear strength characteristics.

SYLLABUS:**LIST OF EXPERIMENTS**

1. Specific gravity, G
2. Atterberg's Limits.
3. Field density-Core cutter and Sand replacement methods
4. Grain size analysis by sieving
5. Hydrometer Analysis Test
6. Permeability of soil - Constant and Variable head tests
7. Compaction test
8. Consolidation test (to be demonstrated)
9. Direct Shear test
10. Triaxial Compression test (UU Test)

11. Unconfined Compression test
12. Vane Shear test
13. Differential free swell (DFS)
14. CBR Test

At least **Ten** experiments shall be conducted.

LIST OF EQUIPMENT:

1. Casagrande's liquid limit apparatus.
2. Apparatus for plastic and shrinkage limits
3. Field density apparatus for
 - a) Core cutter method
 - b) Sand replacement method
4. Set of sieves: 4.75 mm, 2 mm, 1 mm, 0.6 mm, 0.42 mm, 0.3 mm, 0.15 mm, and 0.075 mm.
5. Hydrometer
6. Permeability apparatus for
 - a) Constant head test
 - b) Variable head test
7. Universal auto compactor for I.S light and heavy compaction tests.
8. Shaking table, funnel for sand raining technique.
9. Apparatus for CBR test
10. 10 tons loading frame with proving rings of 0.5 tons and 5 tons capacity
11. One dimensional consolidation test apparatus with all accessories.
12. Triaxial cell with provision for accommodating 38 mm dia specimens.
13. Box shear test apparatus
14. Laboratory vane shear apparatus.
15. Hot air ovens (range of temperature 50° - 150° C)

Reference:

1. 'Determination of Soil Properties' by J. E. Bowles.
2. IS Code 2720 – relevant parts.

III Year – I SEMESTER

T	P	C
0	3	2

CE508-ENGINEERING GEOLOGY LAB

Lecture :	--	Internal Assessment :	Marks
Tutorial :	--	Semester End Examination :	Marks
Practical :	3 hrs/Week	Credits :	2

Course Learning Objectives:

The objective of this course is:

1. To identify the mega-scopic types of Ore minerals & Rock forming minerals.
2. To identify the mega-scopic types of Igneous, Sedimentary, Metamorphic rocks.
3. To identify the topography of the site & material selection

Course Outcomes:

Upon the successful completion of this course, the students will be able to:

- a. Identify Mega-scopic minerals & their properties.
- b. Identify Mega-scopic rocks & their properties.
- c. Identify the site parameters such as contour, slope & aspect for topography.
- d. Know the occurrence of materials using the strike & dip problems.

SYLLABUS:**LIST OF EXPERIMENTS**

1. Physical properties of minerals: Mega-scopic identification of
 - a. Rock forming minerals – Quartz group, Feldspar group, Garnet group, Mica group & Talc, Chlorite, Olivine, Kyanite, Asbestos, Tourmelene, Calcite, Gypsum, etc...
 - b. Ore forming minerals – Magnetite, Hematite, Pyrite, Pyralusite, Graphite, Chromite, etc...
2. Megascopeic description and identification of rocks.
 - a) Igneous rocks – Types of Granite, Pegmatite, Gabbro, Dolerite, Syenite, Granite Poryphery, Basalt, etc...
 - b) Sedimentary rocks – Sand stone, Ferruginous sand stone, Lime stone, Shale, Laterite, Conglomerate, etc...

- c) Metamorphic rocks – Biotite – Granite Gneiss, Slate, Muscovite & Biotiteschist, Marble, Khondalite, etc...
3. Interpretation and drawing of sections for geological maps showing tilted beds, faults, unconformities etc.
4. Simple Structural Geology problems.
5. Bore hole data.
6. Strength of the rock using laboratory tests.
7. Field work – To identify Minerals, Rocks, Geomorphology & Structural Geology.

LAB EXAMINATION PATTERN:

1. Description and identification of FOUR minerals
2. Description and identification of FOUR (including igneous, sedimentary and metamorphic rocks)
3. ONE Question on Interpretation of a Geological map along with a geological section.
4. TWO Questions on Simple strike and Dip problems.
5. Bore hole problems.
6. Project report on geology.

REFERENCE:

1. 'Applied Engineering Geology Practicals' by M T Mauthesha Reddy, New Age International Publishers, 2nd Edition.
2. 'Foundations of Engineering Geology' by Tony Waltham, Spon Press, 3rd edition, 2009.

III Year – II SEMESTER

T	P	C
3+1*	0	3

CE601-DESIGN AND DRAWING OF STEEL STRUCTURES

Lecture :	3 hrs/Week	Internal Assessment :	Marks
Tutorial :	1 Hrs/Week	Semester End Examination :	Marks
Practical :	--	Credits :	3

Course Learning Objectives:

The objective of this course is to:

1. Familiarize Students with different types of Connections and relevant IS codes
2. Equip student with concepts of design of flexural members
3. Understand Design Concepts of tension and compression members in trusses
4. Familiarize students with different types of Columns and column bases and their Design
5. Familiarize students with Plate girder and Gantry Girder and their Design

Course Outcomes:

At the end of this course the student will be able to

- a. Work with relevant IS codes.
- b. Carryout analysis and design of flexural members and detailing.
- c. Design compression members of different types with connection detailing.
- d. Design Plate Girder and Gantry Girder with connection detailing
- e. Produce the drawings pertaining to different components of steel structures.

SYLLABUS:**UNIT – I**

Connections: Riveted connections – definition, rivet strength and capacity, Welded connections: Introduction, Advantages and disadvantages of welding- Strength of welds-Butt and fillet welds: Permissible stresses – IS Code requirements. Design of fillet weld subjected to moment acting in the plane and at right angles to the plane of the joints.

UNIT – II

Beams: Allowable stresses, design requirements as per IS Code-Design of simple and compound beams-Curtailment of flange plates, Beam to beam connection, check for deflection, shear, buckling, check for bearing, laterally unsupported beams.

UNIT –III

Tension Members and compression members: General Design of members subjected to direct tension and bending –effective length of columns. Slenderness ratio – permissible stresses. Design of compression members, struts etc.**Roof Trusses:** Different types of trusses – Design loads – Load combinations as per IS Code recommendations, structural details –Design of simple roof trusses involving the design of purlins, members and joints – tubular trusses.

UNIT – IV

Design of Columns: Built up compression members – Design of lacings and battens. Design Principles of Eccentrically loaded columns, Splicing of columns.

UNIT – V

Design of Column Foundations: Design of slab base and gusseted base. Column bases subjected moment.

UNIT – VI

Design of Plate Girder: Design consideration – I S Code recommendations Design of plate girder-Welded – Curtailment of flange plates, stiffeners – splicing and connections.

Design of Gantry Girder: impact factors - longitudinal forces, Design of Gantry girders.

NOTE: Welding connections should be used in Units II – VI.

The students should prepare the following plates.

Plate 1 Detailing of simple beams

Plate 2 Detailing of Compound beams including curtailment of flange plates.

Plate 3 Detailing of Column including lacing and battens.

Plate 4 Detailing of Column bases – slab base and gusseted base

Plate 5 Detailing of steel roof trusses including joint details.

Plate 6 Detailing of Plate girder including curtailment, splicing and stiffeners.

INTERNAL EXAMINATION PATTERN:

The total internal marks (30) are distributed in three components as follows:

1. Descriptive (subjective type) examination : 25 marks
2. Assignment : 05 marks

FINAL EXAMINATION PATTERN:

The end examination paper should consist of Part A and Part B. Part A consist of two questions in Design and Drawing out of which one question is to be answered. Part B should consist of five questions and design out of which three are to be answered. Weightage for Part – A is 40% and Part- B is 60%.

TEXT BOOKS

1. ‘Steel Structures Design and Practice’ by N.Subramanian, Oxford University Press.
2. ‘Design of Steel Structures’ by Ramachandra, Vol – 1, Universities Press.
3. ‘Design of steel structures’ by S.K. Duggal, Tata Mcgraw Hill, and New Delhi

REFERENCES

1. ‘Structural Design in Steel’ by Sarwar Alam Raz, New Age International Publishers, New Delhi
2. ‘Design of Steel Structures’ by P. Dayaratnam; S. Chand Publishers
3. ‘Design of Steel Structures’ by M. Raghupathi, Tata Mc. Graw-Hill
4. ‘Structural Design and Drawing’ by N. Krishna Raju; University Press,

IS Codes:

- 1) IS -800 – 2007
- 2) IS – 875
- 3) Steel Tables.

These codes and steel tables are permitted to use in the examinations.

III Year – II SEMESTER	T	P	C
	3+1*	0	3

CE602-GEOTECHNICAL ENGINEERING – II

Lecture :	3 hrs/Week	Internal Assessment :	Marks
Tutorial :	1 Hrs/Week	Semester End Examination :	Marks
Practical :	--	Credits :	3

Course Learning Objectives:

The objective of this course is:

1. To impart to the student knowledge of types of shallow foundations and theories required for the determination of their bearing capacity.
2. To enable the student to compute immediate and consolidation settlements of shallow foundations.
3. To impart the principles of important field tests such as SPT and Plate bearing test.
4. To enable the student to imbibe the concepts of pile foundations and determine their load carrying capacity.

Course Outcomes:

Upon the successful completion of this course:

- a. The student must be able to understand the various types of shallow foundations and decide on their location based on soil characteristics.
- b. The student must be able to compute the magnitude of foundation settlement and decide on the size of the foundation accordingly.
- c. The student must be able to use the field test data and arrive at the bearing capacity.
- d. The student must be able to apply the principles of bearing capacity of piles and design them accordingly.

SYLLABUS:

UNIT – I

Soil Exploration: Need – Methods of soil exploration – Boring and Sampling methods – Field tests – Penetration Tests – Pressure meter – planning of Programme and preparation of soil investigation report.

UNIT – II

Earth And Earth-Retaining Structures: Infinite and finite earth slopes in sand and clay – types of failures – factor of safety of infinite slopes – stability

analysis by Swedish arc method, standard method of slices – Taylor’s Stability Number-Stability of slopes of dams and embankments - different conditions.

Rankine’s & Coulomb’s theory of earth pressure – Culmann’s graphical method - earth pressures in layered soils.

UNIT-III

Shallow Foundations – Bearing Capacity Criteria: Types of foundations and factors to be considered in their location - Bearing capacity – criteria for determination of bearing capacity – factors influencing bearing capacity – analytical methods to determine bearing capacity – Terzaghi’s theory - IS Methods.

UNIT-IV

Shallow Foundations – Settlement Criteria: Safe bearing pressure based on N- value – allowable bearing pressure; safe bearing capacity and settlement from plate load test – Types of foundation settlements and their determination - allowable settlements of structures.

UNIT -V

Pile Foundation: Types of piles – Load carrying capacity of piles based on static pile formulae – Dynamic pile formulae– Pile load tests - Load carrying capacity of pile groups in sands and clays.

UNIT-VI

Well Foundations: Types – Different shapes of well – Components of well – functions – forces acting on well foundations - Design Criteria – Determination of steining thickness and plug - construction and Sinking of wells – Tilt and shift.

TEXT BOOKS:

1. ‘Principles of Foundation Engineering’ by Das, B.M., - (2011) –6th edition (Indian edition) Cengage learning
2. ‘Basic and Applied Soil Mechanics’ by Gopal Ranjan & ASR Rao, New Age International Pvt. Ltd, (2004).

REFERENCES:

1. Foundation Analysis and Design’ by Bowles, J.E., (1988) – 4th Edition, McGraw-Hill Publishing Company, Newyork.
2. ‘Theory and Practice of Foundation Design’ by N.N.SOM & S.C.DAS PHI Learning Private limited.

III Year – II SEMESTER

T	P	C
3+1*	0	3

CE605-TRANSPORTATION ENGINEERING – II

Lecture :	3 hrs/Week	Internal Assessment :	Marks
Tutorial :	1 Hrs/Week	Semester End Examination :	Marks
Practical :	--	Credits :	3

Course Learning Objectives:

The objective of this course is:

1. To know various components and their functions in a railway track
2. To acquire design principles of geometrics in a railway track.
3. To know various techniques for the effective movement of trains.
4. To acquire design principles of airport geometrics and pavements.
5. To know the planning, construction and maintenance of Docks and Harbours.

Course Outcomes:

At the end of course, Student can

- a. Design geometrics in a railway track.
- b. Provide good transportation network
- c. Design airport geometrics and airfield pavements.
- d. Plan, construct and maintain Docks and Harbours.

SYLLABUS:**A.RAILWAY ENGINEERING****UNIT – I**

Components of Railway Engineering:Permanent way components – Railway Track Gauge - Cross Section of Permanent Way - Functions of various Components like Rails, Sleepers and Ballast –Rail Fastenings – Creep of Rails- Theories related to creep – Adzing of Sleepers- Sleeper density – Rail joints.

UNIT – II

Geometric Design of Railway Track:Alignment – Engineering Surveys - Gradients- Grade Compensation- Cant and Negative Super elevation- Cant Deficiency – Degree of Curve – safe speed on curves – Transition curve –

Compound curves – Reverse curves – Extra clearance on curves – widening of gauge on curves – vertical curves – cheek rails on curves.

UNIT – III

Turnouts & Controllers:Track layouts – Switches – Design of Tongue Rails – Crossings – Turnouts – Layout of Turnout – Double Turnout – Diamond crossing – Scissors crossing.

Signal Objectives – Classification – Fixed signals – Stop signals – Signalling systems – Mechanical signalling system – Electrical signalling system – System for Controlling Train Movement – Interlocking – Modern signalling Installations.

B.AIRPORT ENGINEERING

UNIT – IV

Airport Planning & Design:Airport Master plan – Airport site selection – Air craft characteristics – Zoning laws – Airport classification – Runway orientation – Wind rose diagram – Runway length – Taxiway design – Terminal area and Airport layout – Visual aids and Air traffic control.

UNIT – V

Runway Design:Various Design factors – Design methods for Flexible pavements – Design methods for Rigid pavements – LCN system of Pavement Design – Airfield Pavement Failures – Maintenance and Rehabilitation of Airfield pavements – Evaluation & Strengthening of Airfield pavements – Airport Drainage – Design of surface and subsurface drainage.

C.DOCKS & HARBOURS

UNIT – VI

Planning, Layout, Construction & Maintenance Of Docks & Harbours:Classification of ports – Requirement of a good port – classification of Harbours – Docks - Dry & wet docks – Transition sheds and workhouses – Layouts; Quays – construction of Quay walls – Wharves – Jetties – Tides - Tidal data and Analysis – Break waters – Dredging – Maintenance of Ports and Harbours – Navigational aids.

TEXT BOOKS:

1. Railway Engineering by Satish Chandra and Agarwal M.M., Oxford University Press, New Delhi
2. Airport Engineering by Khanna & Arora - Nemchand Bros, New Delhi.

3. Docks and Harbour Engineering by Bindra S.P. - Dhanpathi Rai & Sons, New Delhi.

REFERENCES:

1. 'Railway Engineering' by Saxena & Arora - Dhanpat Rai, New Delhi.
2. 'Transportation Engineering Planning Design' by Wright P.H. & Ashfort N.J. - John Wiley & Sons.
3. 'Airport Engineering' by Virendra Kumar, Dhanpat Rai Publishers, New Delhi.
4. 'Transportation Engineering' by Srinivasa Kumar R, University Press, Hyderabad
5. 'Highway, Railway, Airport and Harbour Engineering' by Subramanian KP, Scitech Publications (India) Pvt. Limited, Chennai.

III Year – II SEMESTER

T	P	C
3+1*	0	3

CE604- ENVIRONMENTAL ENGINEERING – I

Lecture :	3 hrs/Week	Internal Assessment :	Marks
Tutorial :	1 Hrs/Week	Semester End Examination :	Marks
Practical :	--	Credits :	3

Course Learning Objectives:

The course will address the following:

1. Outline planning and the design of water supply systems for a community/town/city.
2. Provide knowledge of water quality requirement for domestic usage
3. Impart understanding of importance of protection of water source quality and enlightens the efforts involved in converting raw water into clean potable water.
4. Selection of valves and fixture in water distribution systems.
5. Impart knowledge on design of water distribution network.

Course Outcomes:

Upon the successful completion of this course, the students will be able to:

- a. Plan and design the water and distribution networks and sewerage systems.
- b. Identify the water source and select proper intake structure.
- c. Characterisation of water .
- d. Select the appropriate appurtenances in the water supply .
- e. Selection of suitable treatment flow for raw water treatments.

SYLLABUS:**UNIT-I**

Introduction: Importance and Necessity of Protected Water Supply systems, Water borne diseases, Flow chart of public water supply system, Role of Environmental Engineer, Agency activities.

Water Demand and Quantity Estimation: Estimation of water demand for a town or city, Per capita Demand and factors influencing it - Types of water demands and its variations- factors affecting water demand, Design Period, Factors affecting the Design period, Population Forecasting.

UNIT-II

Sources of Water: Lakes, Rivers, Impounding Reservoirs, comparison of sources with reference to quality, quantity and other considerations- Capacity of storage reservoirs, Mass curve analysis. Groundwater sources of water: Types of water bearing formations, springs, Wells and Infiltration galleries, Yields from infiltration galleries.

Collection and Conveyance of Water: Factors governing the selection of the intake structure, Types of Intakes. Conveyance of Water: Gravity and Pressure conduits, Types of Pipes, Pipe Materials, Pipe joints, Design aspects of pipe lines, laying of pipe lines.

UNIT-III

Quality and Analysis of Water: Characteristics of water–Physical, Chemical and Biological–Analysis of Water – Physical, Chemical and Biological characteristics. Comparison of sources with reference to quality-I.S. Drinking water quality standards and WHO guidelines for drinking water

UNIT-IV

Treatment of Water: Flowchart of water treatment plant, Treatment methods: Theory and Design of Sedimentation, Coagulation, Sedimentation with Coagulation, Filtration.

UNIT-V

Disinfection: Theory of disinfection-Chlorination and other Disinfection methods, Softening of Water, Removal of color and odours - Iron and manganese removal –Adsorption-fluoridation and defluoridation–aeration–Reverse Osmosis-Iron exchange–Ultra filtration.

UNIT-VI

Distribution of Water: Requirements- Methods of Distribution system, Layouts of Distribution networks, Pressures in the distribution layouts, Analysis of Distribution networks: Hardy Cross and equivalent pipe methods -Components of Distribution system: valves such as sluice valves, air valves, scour valves and check valves, hydrants, and water meters–Laying and testing of pipe lines- selection of pipe materials, pipe joints.

TEXT BOOKS

1. Environmental Engineering – Howard S. Peavy, Donald R. Rowe, George George Tchobanoglus – Mc-Graw-Hill Book Company, New Delhi, 1985.

2. Elements of Environmental Engineering – K.N. Duggal, S. Chand & Company Ltd., New Delhi, 2012.

REFERENCES

3. Water Supply Engineering – Dr. P.N. Modi
4. Water Supply Engineering – B.C. Punmia
5. Water Supply and Sanitary Engineering – G.S.Birdie and J.S. Birdie
6. Environmental Engineering by D. Srinivasan, PHI Learning Private Limited, New Delhi, 2011.

III Year – II SEMESTER

T	P	C
3+1*	0	3

CE603-WATER RESOURCES ENGINEERING-I

Lecture :	3 hrs/Week	Internal Assessment :	Marks
Tutorial :	1 Hrs/Week	Semester End Examination :	Marks
Practical :	--	Credits :	3

Course Learning Objectives:

The course is designed to

1. Introduce hydrologic cycle and its relevance to Civil engineering.
2. Make the students understand physical processes in hydrology and, components of the hydrologic cycle.
3. Appreciate concepts and theory of physical processes and interactions.
4. Learn measurement and estimation of the components hydrologic cycle.
5. Provide an overview and understanding of Unit Hydrograph theory and its analysis.
6. Understand flood frequency analysis, design flood, flood routing.
7. Appreciate the concepts of groundwater movement and well hydraulics.

Course Outcomes

At the end of the course the students are expected to

- a. Have a thorough understanding of the theories and principles governing the hydrologic processes.
- b. Be able to quantify major hydrologic components and apply key concepts to several practical areas of engineering hydrology and related design aspects.
- c. Develop Intensity-Duration-Frequency and Depth-Area Duration curves to design hydraulic structures.
- d. Be able to develop design storms and carry out frequency analysis.
- e. Be able to determine storage capacity and life of reservoirs.
- f. Develop unit hydrograph and synthetic hydrograph.
- g. Be able to estimate flood magnitude and carry out flood routing.
- h. Be able to determine aquifer parameters and yield of wells.
- i. Be able to model hydrologic processes.

SYLLABUS:**UNIT I**

Introduction: Engineering hydrology and its applications, Hydrologic cycle, hydrological data-sources of data.

Precipitation: Types and forms, measurement, raingauge network, presentation of rainfall data, average rainfall, continuity and consistency of rainfall data, frequency of rainfall, Intensity-Duration-Frequency (IDF) curves, Depth-Area-Duration (DAD) curves, Probable Maximum Precipitation (PMP), design storm.

UNIT-II

Abstractions from Precipitation: Initial abstractions.

Evaporation: factors affecting, measurement, reduction

Evapotranspiration: factors affecting, measurement, control

Infiltration: factors affecting, Infiltration capacity curve, measurement, infiltration indices.

UNIT-III

Runoff : Catchment characteristics, Factors affecting runoff, components, computation- empirical formulae, tables and curves, stream gauging, rating curve, flow mass curve and flow duration curve.

Hydrograph analysis: Components of hydrograph, separation of base flow, effective rainfall hyetograph and direct runoff hydrograph, unit hydrograph, assumptions, derivation of unit hydrograph, unit hydrographs of different durations, principle of superposition and S-hydrograph methods, limitations and applications of unit hydrograph, synthetic unit hydrograph.

UNIT-IV

Floods: Causes and effects, frequency analysis- Gumbel's and Log-Pearson type III distribution methods, Standard Project Flood (SPF) and Probable Maximum Flood (MPF), flood control methods and management.

Flood Routing: Hydrologic routing, channel and reservoir routing- Muskingum and Puls methods of routing.

UNIT-V

Groundwater: Occurrence, types of aquifers, aquifer parameters, porosity, specific yield, permeability, transmissivity and storage coefficient, types of wells, Darcy's law, Dupuit's equation- steady radial flow to wells in confined and unconfined aquifers, yield of a open well-recuperation test.

UNIT VI

Advanced Topics in Hydrology: Rainfall-runoff Modelling, instantaneous unit hydrograph (IUH) - conceptual models - Clark and Nash models, general hydrological models- Chow - Kulandaiswamy model.

TEXT BOOKS:

1. 'Engineering Hydrology' by Subramanya, K, Tata Mc Graw-Hill Education Pvt. Ltd, (2013), New Delhi.
2. 'Engineering Hydrology' by Jayarami Reddy, P, Laxmi Publications Pvt. Ltd., (2013), New Delhi
3. 'Applied hydrology' by Chow V.T., D.R Maidment and L.W. Mays, Tata McGraw Hill Education Pvt. Ltd., (2011), New Delhi.
4. 'Engineering Hydrology' by Ojha C.S.P, R. Berndtsson and P. Bhunya, Oxford University Press, (2010).

REFERENCES:

1. 'Water Resources Engineering', Mays L.W, Wiley India Pvt. Ltd, (2013).
2. 'Hydrology' by Raghunath. H.M., New Age International Publishers, (2010).
3. 'Engineering Hydrology –Principles and Practice' by Ponce V.M., Prentice Hall International, (1994).
4. 'Hydrology and Water Resources Engineering' by Patra K.C., Narosa Publications, (2011).

III Year – II SEMESTER

T	P	C
3+1*	0	3

(Open Elective)**CE606 (a) - ENVIRONMENTAL POLLUTION AND CONTROL**

Lecture :	3 hrs/Week	Internal Assessment :	Marks
Tutorial :	1 Hrs/Week	Semester End Examination :	Marks
Practical :	--	Credits :	3

Course Learning Objectives:

The objective of this course is:

1. Impart knowledge on fundamental aspects of air pollution & control, noise pollution, and solid waste management.
2. Provide basic knowledge on sustainable development.
3. Introduces some basics of sanitation methods essential for protection of community health.
4. Differentiate the solid and hazardous waste based on characterization.

Course Learning Outcomes:

By the end of successful completion of this course, the students will be able to:

- a. Identify the air pollutant control devices
- b. Have knowledge on the NAAQ standards and air emission standards
- c. Differentiate the treatment techniques used for sewage and industrial wastewater treatment methods.
- d. Understand the fundamentals of solid waste management, practices adopted in his town/village and its importance in keeping the health of the city.
- e. Appreciate the methods of environmental sanitation and the management of community facilities without spread of epidemics.
- f. Appreciate the importance of sustainable development while planning a project or executing an activity.

SYLLABUS:**UNIT – I**

Air Pollution: Air pollution Control Methods–Particulate control devices – Methods of Controlling Gaseous Emissions – Air quality standards.

Noise Pollution: Noise standards, Measurement and control methods – Reducing residential and industrial noise – ISO14000.

UNIT –II

Industrial wastewater Management: – Strategies for pollution control - Volume and Strength reduction – Neutralization – Equalization – Proportioning – Common Effluent Treatment Plants - Recirculation of industrial wastes – Effluent standards.

UNIT – III

Solid Waste Management: solid waste characteristics – basics of on-site handling and collection – separation and processing - Incineration- Composting-Solid waste disposal methods – fundamentals of Land filling.

UNIT – IV

Environmental Sanitation: Environmental Sanitation Methods for Hostels and Hotels, Hospitals, Swimming pools and public bathing places, social gatherings (melas and fairs), Schools and Institutions, Rural Sanitation-low cost waste disposal methods.

UNIT – V

Hazardous Waste: Characterization - Nuclear waste – Biomedical wastes – Electronic wastes - Chemical wastes – Treatment and management of hazardous waste-Disposal and Control methods.

UNIT- VI

Sustainable Development: Definition- elements of sustainable developments-Indicators of sustainable development- Sustainability Strategies- Barriers to Sustainability–Industrialization and sustainable development – Cleaner production in achieving sustainability- sustainable development.

TEXT BOOKS:

1. Environmental Engineering, by Ruth F. Weiner and Robin Matthews – 4th Edition Elsevier, 2003.
2. Environmental Science and Engineering by J.G. Henry and G.W. Heinke – Pearson Education.
3. Environmental Engineering by Mackenzie L Davis & David A Cornwell. McGraw Hill Publishing.

REFERENCES:

1. Air Pollution and Control by M.N. Rao & H.N. Rao
2. Solid Waste Management by K. Sasi Kumar, S.A. Gopi Krishna. PHI New Delhi.
3. Environmental Engineering by Gerard Kiley, Tata McGraw Hill.
4. Environmental Sanitation by KVSG Murali Krishna, Reem Publications, New Delhi.
5. Industrial Water Pollution Control by Nemerow Jr., McGraw Hill Publishing.
6. Unit Operations and Processes in Environmental Engineering by Reynolds. Richard – Cengage Learning.
7. Environmental Engineering by D. Srinivasan, PHI Learning Private Limited, New Delhi, 2011.
8. Environmental Engineering – Howard S. Peavy, Donald R. Rowe, Teorge George Tchobanoglus – Mc-Graw-Hill Book Company, New Delhi, 1985.

CE606 (b) - DISASTER MANAGEMENT**(Open Elective)**

Lecture :	3 hrs/Week	Internal Assessment :	Marks
Tutorial :	1 Hrs/Week	Semester End Examination :	Marks
Practical :	--	Credits :	3

Course Learning Objectives:

The objective of this course is:

1. Develop an understanding of why and how the modern disaster manager is involved with pre-disaster and post-disaster activities.
2. Develop an awareness of the chronological phases of natural disaster response and refugee relief operations. Understand how the phases of each are parallel and how they differ.
3. Understand the 'relief system' and the 'disaster victim.'
4. Describe the three planning strategies useful in mitigation.
5. Identify the regulatory controls used in hazard management.
6. Describe public awareness and economic incentive possibilities.
7. Understand the tools of post-disaster management.

Course Outcomes:

Upon the successful completion of this course, the students will be able to:

- a. Affirm the usefulness of integrating management principles in disaster mitigation work
- b. Distinguish between the different approaches needed to manage pre-during and post- disaster periods
- c. Explain the process of risk management
- d. Relate to risk transfer

SYLLABUS:**UNIT-I**

Natural Hazards And Disaster Management: Introduction of DM – Inter disciplinary -nature of the subject– Disaster Management cycle – Five priorities for action. Case study methods of the following: floods, draughts – Earthquakes – global warming, cyclones & Tsunamis – Post Tsunami hazards along the Indian coast – landslides.

UNIT-III

Man Made Disastar And Their Management Along With Case Study Methods Of The Following: Fire hazards – transport hazard dynamics –

solid waste management – post disaster – bio terrorism -threat in mega cities, rail and air craft's accidents, and Emerging infectious diseases & Aids and their management.

UNIT-III

Risk And Vulnerability: Building codes and land use planning – social vulnerability – environmental vulnerability – Macroeconomic management and sustainable development, climate change risk rendition – financial management of disaster – related losses.

UNIT-IV

Role Of Technology In Disaster Managements: Disaster management for infra structures, taxonomy of infra structure – treatment plants and process facilities-electrical substations- roads and bridges- mitigation programme for earth quakes –flowchart, geospatial information in agriculture drought assessment-multimedia technology in disaster risk management and training-transformable indigenous knowledge in disaster reduction.

UNIT-V

Education And Community Preparedness: Education in disaster risk reduction-Essentials of school disaster education-Community capacity and disaster resilience-Community based disaster recovery –Community based disaster management and social capital-Designing resilience- building community capacity for action.

UNIT-VI

Multi-sectional Issues: Impact of disaster on poverty and deprivation-Climate change adaptation and human health -Exposure , health hazards and environmental risk-Forest management and disaster risk reduction.-Institutional capacity in disaster management -The Red cross and red crescent movement.-Corporate sector and disaster risk reduction-A community focused approach.

TEXT BOOKS:

1. 'Disaster Management – Global Challenges and Local Solutions' by Rajib shah & R R Krishnamurthy(2009),Universities press.
2. 'Disaster Science & Management' by Tushar Bhattacharya, Tata McGraw Hill Education Pvt. Ltd., New Delhi.
3. 'Disaster Management – Future Challenges and Opportunities' by Jagbir Singh (2007), I K International Publishing House Pvt. Ltd.

REFERENCE BOOKS:

1. 'Disaster Management' edited by H K Gupta (2003),Universities press.

CE606 (c) -INDUSTRIAL WATER & WASTE WATER MANAGEMENT

(Open Elective)

Lecture :	3 hrs/Week	Internal Assessment :	Marks
Tutorial :	1 Hrs/Week	Semester End Examination :	Marks
Practical :	--	Credits :	3

Course Learning Objectives:

The course will address the following:

1. Enables the student to distinguish between the quality of domestic and industrial water requirements and wastewater quantity generation.
2. To impart knowledge on selection of treatment methods for industrial wastewater.
3. To know the common methods of treatment in different industries.
4. To acquire knowledge on operational problems of common effluent treatment plant.

Course Outcomes:

Upon the successful completion of this course, the students will be able to:

- a. Suggest treatment methods for any industrial wastewater.
- b. Learn the manufacturing process of various industries.
- c. Student will be in a position to decide the need of common effluent treatment plant for the industrial area in their vicinity.

SYLLABUS:

UNIT – I

Industrial water Quantity and Quality requirements: Boiler and cooling waters–Process water for Textiles, Food processing, Brewery Industries, power plants, fertilizers, sugar mills.

UNIT – II

Miscellaneous Treatment: Use of Municipal wastewater in Industries – Advanced water treatment - Adsorption, Reverse Osmosis, Ion Exchange, Ultra filtration, Freezing, elutriation, Removal of Iron and Manganese, Removal of Colour and Odour.

UNIT – III

Basic theories of Industrial Wastewater Management: Industrial waste survey - Measurement of industrial wastewater Flow-generation rates – Industrial wastewater sampling and preservation of samples for analysis -

Wastewater characterization-Toxicity of industrial effluents-Treatment of wastewater-unit operations and processes-Volume and Strength reduction – Neutralization – Equalization and proportioning- recycling, reuse and resources recovery.

UNIT – IV

Industrial wastewater disposal management: discharges into Streams, Lakes and oceans and associated problems, Land treatment - Common Effluent Treatment Plants: advantages and suitability, Limitations and challenges- Recirculation of Industrial Wastes- Effluent Disposal Method.

UNIT – V

Process and Treatment of specific Industries-1: Manufacturing Process and origin, characteristics, effects and treatment methods of liquid waste from Steel plants, Fertilizers, Textiles, Paper and Pulp industries, Oil Refineries, Coal and Gas based Power Plants.

UNIT – VI

Process and Treatment of specific Industries-2: Manufacturing Process and origin, characteristics, effects and treatment methods of liquid waste from Tanneries, Sugar Mills, Distillers, Dairy and Food Processing industries, Pharmaceutical Plants.

Text book

1. Wastewater Treatment by M.N. Rao and A.K. Dutta, Oxford & IBH, New Delhi.
2. Industrial Wastewater Treatment by KVSG Murali Krishna.
3. Industrial Wastewater treatment by A.D. Patwardhan, PHI Learning, Delhi.
4. Wastewater Treatment for Pollution Control and Reuse, by Soli. J Arceivala, Shyam R Asolekar, Mc-Graw Hill, New Delhi; 3rd Edition.

References

1. Industrial Water Pollution Control by W. Wesley Eckenfelder, Mc-GrawHill, Third Edition
2. Wastewater Engineering by Metcalf and Eddy Inc., Tata McGrawhill Co., New Delhi
3. Wastewater Treatment- Concepts and Design Approach by G.L. Karia & R.A. Christian, Prentice Hall of India.
4. Unit Operations and Processes in Environmental Engineering by Reynolds. Richard, Cengage Learning.

CE606 (d) - ARCHITECTURE AND TOWN PLANNING**(Open Elective)**

Lecture :	3 hrs/Week	Internal Assessment :	Marks
Tutorial :	1 Hrs/Week	Semester End Examination :	Marks
Practical :	--	Credits :	3

Course Learning Objectives:

The objective of this course is:

1. Initiating the students to different architectures of the world. The distinctions between the eastern and western architecture styles are focused.
2. The salient features of Egyptian, Greek, Roman, Indian Vedic, Indus valley civilization, Buddhist, Hindu and Indo-Sarsanic Architecture are introduced.
3. Architectural design concepts, principles of planning and composition are imparted.
4. To enable the student to understand town planning from ancient times to modern times.
5. To impart the concepts of town planning standards, land scaping and expansion of towns.

Course Outcomes:

Upon the successful completion of this course:

- a. The student should be able to distinguish architectural styles of eastern and western world.
- b. The student should understand the importance of Orders of architecture.
- c. Should be able to compose spaces of buildings using design concepts, planning principles.
- d. Should understand the town planning standards, landscaping features and regulations controlling expansion of the towns and the cities.

SYLLABUS:**UNIT – I**

History of Architecture: Western Architecture: Egyptian, Greek, Roman Architectures- Orders. Indian Architecture: Vedic age, Indus valley civilization– Buddhist period: Stambas, Stupa, Toranas, Chaityas, Viharas – Hindu temples: Dravidian and Indo Aryan Styles-Temple of Aihole,

Madurai, Bhuvaneshwar, Mount Abu. Indo Sarsanic (Islamic) Architecture: Mosque - Palace - Fort - Tomb.

UNIT – II

Architectural Design: Principles of designing – Composition of Plan – relationship between plan and elevation- building elements, form, surface texture, mass, line, color, tone- Principles of Composition: Unity, contrast, proportion, scale, balance, circulation, rhythm, character, expression.

UNIT - III

Principles of Planning: Principles of planning a residence- site selection, site orientation- aspect, prospect, grouping, circulation, privacy, furniture requirements, services and other factors.

Post-classic Architecture: Introduction of post-classic architecture- contribution of eminent architects to modern period-Edward Lutyens, Le Corbusier, Frank Lloyd Wrigt, Walter Groping.

UNIT – IV

Histoical Back Ground of Town Planning: Town planning in India – Town plans of mythological Manasa-Town plans of ancient towns: Harappa, Mohenjodaro, Pataliputra, Delhi, Acropolis (Greece), Jerusalem, Mecca, Rome, London.

UNIT – V

Modern Town Planning: Zoning- Roads and road traffic- Housing- Slums, Parks, Play grounds- Public Utility Services- Surveys and maps for planning- Neighborhood Planning.

Standards of Town planning: Planning new towns, planning standards and specifications, national and regional planning, town planning and legislation- planning regulations and limitations.

UNIT – VI

Land Scaping and Expansion of Towns: Land scaping for the towns, horizontal and vertical expansion of towns- garden cities, satellite towns- floating towns- sky scrapers-pyramidal cities.

TEXTBOOKS:

1. 'The great ages of World Architecture' by G.K. Hiraskar.
2. 'Planning and Design of Buildings by Section of Architecture' by Y. S. Sane.

3. 'Professional Practice' by G.K.Krishnamurthy, S.V.Ravindra, PHI Learning, New Delhi.
4. 'Indian Architecture – Vol. I & II' by Percy Brown, Taraporevala Publications, Bombay.
5. 'Fundamentals of Town Planning' by G.K. Haraskar.

REFERENCES:

1. 'Drafting and Design for Architecture' by Hepler, Cengage Learning
2. 'Architect's Portable Handbook' by John Patten Guthrie – Mc Graw Hill International Publications.
3. 'Mordern Ideal Homes for India' by R. S. Deshpande.
4. 'Town and County Planning' by A.J.Brown and H.M.Sherrard.
5. 'Town Design' by Federik Glbbard, Architectural press, London.

CE606 (e) - FINITE ELEMENT METHOD**(Open Elective)**

Lecture :	3 hrs/Week	Internal Assessment :	Marks
Tutorial :	1 Hrs/Week	Semester End Examination :	Marks
Practical :	--	Credits :	3

Course Learning Objectives:

The objective of this course is:

1. Equip the students with the fundamentals of Finite Element Analysis
2. Enable the students to formulate the design problems into FEA.
3. Enable the students to solve Boundary value problems using FEM.

Course Outcomes:

Upon completion of the course, the student will be able to

- a. Solve simple boundary value problems using Numerical technique of Finite element method.
- b. Develop finite element formulation of one and two dimensional problems and solve them.
- c. Assemble Stiffness matrices, Apply boundary conditions and solve for the displacements.
- d. Compute Stresses and Strains and interpret the result.

SYLLABUS:**UNIT-I**

Introduction: Review of stiffness method- Principle of Stationary potential energy-Potential energy of an elastic body- Rayleigh-Ritz method of functional approximation.

UNIT-II

Principles of Elasticity- Equilibrium Equations- Strain Displacement relationships- Constitutive relationship for plane stress, plane strain and axisymmetric bodies of revolution with axisymmetric loading.

UNIT-III

Finite Element formulation of truss element: Stiffness matrix- properties of stiffness matrix –Selection of approximate displacement functions- solution of a plane truss- transformation matrix- Galerkin's method for 1-D truss – Computation of stress in a truss element.

UNIT-IV

Finite element formulation of Beam elements: Beam stiffness- assemblage of beam stiffness matrix- Examples on Analysis of beams Subjected to Concentrated and Distributed loading.

UNIT-V

Finite element formulation for plane stress and plane strain problems- Derivation of CST and LST stiffness matrix and equations-treatment of body and surface forces

UNIT-VI

Iso-parametric Formulation: An isoparametric bar element- plane bilinear isoparametric element – quadratic plane element - shape functions, evaluation of stiffness matrix, consistent nodal load vector - Gauss quadrature for performing numerical integrations.

TEXT BOOKS

1. 'A first course in the Finite Element Method' by Daryl L. Logan, Thomson Publications.
2. 'Introduction to Finite Elements in Engineering' by Tirupati R. Chandrupatla, Ashok D. Belgundu, PHI publications.
3. 'Introduction to Finite Element Method' by Desai & Abel CBS Publications.

REFERENCES:

1. 'Concepts and applications of Finite Element Analysis' by Robert D. Cook, Michael E Plesha, John Wiley & sons Publications.
2. 'Text book of Finite Element Analysis' by P. Seshu, Prentice Hall of India.

CE606 (f) - GREEN TECHNOLOGIES**(Open Elective)**

Lecture :	3 hrs/Week	Internal Assessment :	Marks
Tutorial :	1 Hrs/Week	Semester End Examination :	Marks
Practical :	--	Credits :	3

Course Learning Objectives:

The objective of this course is:

1. To present different concepts of green technologies.
2. To acquire principles of Energy efficient technologies.
3. To impart knowledge on the methods of reducing CO₂ levels in atmosphere.
4. To gain knowledge of the importance of life cycle assessment
5. To learn the importance of green fuels and its impact on environment.

Course Learning Outcomes

Upon successful completion of this course, the students will be able to:

- a. Enlist different concepts of green technologies in a project
- b. Understand the principles of Energy efficient technologies
- c. Estimate the carbon credits of various activities
- d. Identify the importance of life cycle assessment
- e. Recognize the benefits of green fuels with respect to sustainable development.

SYLLABUS:**UNIT- I**

Introduction : Green Technology – definition- Importance – Historical evolution – advantages and disadvantages of green technologies-factors affecting green technologies- Role of Industry, Government and Institutions – Industrial Ecology – role of industrial ecology in green technology.

UNIT- II

Cleaner Production (CP): Definition – Importance – Historical evolution - Principles of Cleaner Production–Benefits–Promotion – Barriers – Role of Industry, Government and Institutions – clean development mechanism, reuse, recovery, recycle, raw material substitution-Wealth from waste, case studies.

UNIT- III

Cleaner Production Project Development and Implementation: Overview of CP Assessment Steps and Skills, Process Flow Diagram, Material Balance,

CP Option Generation – Technical and Environmental Feasibility analysis – Economic valuation of alternatives - Total Cost Analysis – CP Financing – Preparing a Program Plan – Measuring Progress- ISO 14000.

UNIT- IV

Pollution Prevention and Cleaner Production Awareness Plan – Waste audit – Environmental Statement, carbon credit, carbon sequestration, carbon trading, Life Cycle Assessment - Elements of LCA – Life Cycle Costing – Eco Labelling.

UNIT -V

Availability and need of conventional energy resources, major environmental problems related to the conventional energy resources, future possibilities of energy need and availability. Non-conventional energy sources: Solar Energy-solar energy conversion technologies and devices, their principles, working and application.

UNIT- VI

Green Fuels – Definition-benefits and challenges – comparison of green fuels with conventional fossil fuels with reference to environmental, economical and social impacts- public policies and market-driven initiatives.

Biomass energy: Concept of biomass energy utilization, types of biomass energy, conversion processes, Wind Energy, energy conversion technologies, their principles, equipment and suitability in Indian context; tidal and geothermal energy.

TEXT BOOKS:

REFERENCES:

1. 'Pollution Prevention: Fundamentals and Practice' by Paul L Bishop (2000), McGraw Hill International.
2. 'Pollution Prevention and Abatement Handbook – Towards Cleaner Production' by World Bank Group (1998), World Bank and UNEP, Washington D.C.
3. 'Cleaner Production Audit' by Prasad Modak, C.Visvanathan and Mandar Parasnis (1995), Environmental System Reviews, No.38, Asian Institute of Technology, Bangkok
4. 'Handbook of Organic Waste Conversion' by Bewik M.W.M.
5. 'Energy, The Solar Hydrogen Alternative' by Bokris J.O.
6. 'Non-conventional Energy Sources' by Rai G.D.
7. 'Solar Energy' by Sukhatme S.P.
8. 'Waste Energy Utilization Technology' by Kiang Y. H.

III Year – II SEMESTER	T	P	C
	0	3	2

CE607-COMPUTER AIDED ENGINEERING DRAWING

Lecture :	--	Internal Assessment :	Marks
Tutorial :	--	Semester End Examination :	Marks
Practical :	3 hrs/Week	Credits :	2

Course Objectives:

The objective of this course is:

- To enhance the students knowledge and skills in engineering drawing
- To introduce computer aided drafting packages and commands for modeling and sketching.
- To learn surface modeling techniques required designing and machining
- To draw the geometric entities and create 2D and 3D wire frame models.
- To learn various modelling techniques such as edit, zoom, cross hatching, pattern filling, rotation, etc.

Course outcomes:

Up on completion of the course, the student shall be able to :

- 1) Understand the paper –space environment thoroughly
- 2) Develop the components using 2D and 3D wire frame models through various editing commands.
- 3) Generate assembly of various components of compound solids.

UNIT-I

Objective: The knowledge of projections of solids is essential in 3D modelling and animation. The student will be able to draw projections of solids. The objective is to enhance the skills they already acquired in their earlier course in drawing of projection and sections of solids.

Projections Of Planes & Solids : Projections of Regular Solids inclined to both planes – Auxiliary Views. Sections and Sectional views of Right Regular Solids – Prism, Cylinder, Pyramid, Cone – Auxiliary views.

UNIT-II

Objective: The knowledge of development of surfaces of solids is required in designing and manufacturing of the objects. Whenever two or more solids combine, a definite curve is seen at their intersection. The intersection of

solids also plays an important role in designing and manufacturing. The objective is to impart this knowledge through this topic.

Development And Interpenetration Of Solids: Development of Surfaces of Right Regular Solids – Prisms, Cylinder, Pyramid Cone and their parts.

Interpenetration of Right Regular Solids – Intersection of Cylinder Vs Cylinder, Cylinder Vs Prism, Cylinder Vs Cone.

UNIT-III

Objective: Isometric projections provide a pictorial view with a real appearance. Perspective views provides a realistic 3D View of an object. The objective is to make the students learn the methods of Iso and Perspective views.

Isometric Projections : Principles of Isometric Projection – Isometric Scale – Isometric Views

– Conventions – Isometric Views of Lines, Plane Figures, Simple and Compound Solids – Isometric Projection of objects having non- isometric lines. Isometric Projection of Spherical Parts.

Transformation of Projections: Conversion of Isometric Views to Orthographic Views – Conventions.

Perspective Projections: Perspective View: Points, Lines, Plane Figures and Simple Solids, Vanishing Point Methods (General Method only).

PART- B COMPUTER AIDED DRAFTING

UNIT- IV

Introduction To Computer Aided Drafting: Generation of points, lines, curves, polygons, dimensioning. Types of modelling: object selection commands – edit, zoom, cross hatching, pattern filling, utility commands, 2D wire frame modelling, 3D wire frame modelling.

UNIT -V

Objective: By going through this topic the student will be able to understand the paper-space environment thoroughly.

View Points And View Ports: view point coordinates and view(s) displayed, examples to exercise different options like save, restore, delete, joint, single option.

UNIT -VI

Computer Aided Solid Modelling: Isometric projections, orthographic projections of isometric projections, Modelling of simple solids, Modelling of Machines & Machine Parts.

TEXT BOOKS :

1. Engineering Graphics, K.C. John, PHI Publications.
2. Engineering drawing by N.D Bhatt, Charotar publications.

REFERENCES:

1. Mastering Auto CAD 2013 and Auto CAD LT 2013 – George Omura, Sybex.
2. Auto CAD 2013 fundamentals- Elisemoss, SDC Publ.
3. Engineering Drawing and Graphics using Auto Cad–T Jeyapooan, vikas
4. Engineering Drawing + AutoCAD – K Venugopal, V. Prabhu Raja, New Age.
5. Engineering Drawing – RK Dhawan, S Chand
6. Engineering Drawing – MB Shaw, BC Rana, Pearson
7. Engineering Drawing – KL Narayana, P Kannaiiah, Scitech
8. Engineering Drawing – Agarwal and Agarwal, Mc Graw Hill
9. Engineering Graphics – PI Varghese, Mc Graw Hill
10. Text book of Engineering Drawing with auto-CAD, K.Venkata Reddy/B.S . Publications.

Internal Evaluation: Max. Marks: 30

The total internal evaluation marks are distributed in following two components:

1. Day-to-day work : 20 marks
2. Internal test : 10 marks

I Mid (Internal Test 1) Examination Part A - Conventional drawing
Exam II Mid (Internal Test 2) Examination Part B - In Computer Lab

(Note: The duration of the internal test is 2 hours and it must be conducted as per the schedules notified. The internal test may be conducted for 40 marks and it may be reduced to 10 marks).

End Semester Examination (Total Duration: 4 Hours, Max. Marks: 70)

PART A – Conventional drawing pattern (Duration: 2 Hours, Marks: 35)

PART B – Computer lab pattern using any drafting packages (Duration: 2 Hours, Marks: 35)

(Note: both PART A and PART B are compulsory and are to be conducted in separate sessions)

Since the pattern of the internal and external examination is not specified in the R13 academic regulation, it is requested that the above pattern may be approved.

III Year – II SEMESTER

T	P	C
0	3	2

CE608-TRANSPORTATION ENGINEERING LAB

Lecture :	--	Internal Assessment :	25 Marks
Tutorial :	--	Semester End Examination :	50 Marks
Practical :	3 hrs/week	Credits :	2

Course Learning Objectives:

The objective of this course is:

1. To test crushing value, impact resistance, specific gravity and water absorption, percentage attrition, percentage abrasion, flakiness index and elongation index for the given road aggregates.
2. To know penetration value, ductility value, softening point, flash and fire point, viscosity and stripping for the given bitumen grade.
3. To test the stability for the given bitumen mix.
4. To carry out surveys for traffic volume, speed and parking.

Course outcomes:

- a. Ability to test aggregates and judge the suitability of materials for the road construction
- b. Ability to test the given bitumen samples and judge their suitability for the road construction
- c. Ability to obtain the optimum bitumen content for the mix design
- d. Ability to determine the traffic volume, speed and parking characteristics.

SYLLABUS:**I. ROAD AGGREGATES:**

1. Aggregate Crushing value
2. Aggregate Impact Test.
3. Specific Gravity and Water Absorption.
4. Attrition Test
5. Abrasion Test.
6. Shape tests

II. BITUMINOUS MATERIALS:

1. Penetration Test.
2. Ductility Test.
3. Softening Point Test.
4. Flash and fire point tests.
5. Stripping Test
6. Viscosity Test.

III. BITUMINOUS MIX:

1. Marshall Stability test.

IV. TRAFFIC SURVEYS:

1. Traffic volume study at mid blocks.
2. Traffic Volume Studies (Turning Movements) at intersection.
3. Spot speed studies.
4. Parking study.

V. DESIGN & DRAWING:

1. Earthwork calculations for road works.
2. Drawing of road cross sections.
3. Rotors intersection design.

LIST OF EQUIPMENT:

1. Apparatus for aggregate crushing test.
2. Aggregate Impact testing machine
3. Pycnometers.
4. Los angles Abrasion test machine
5. Deval's Attrition test machine
6. Length and elongation gauges
7. Bitumen penetration test setup.
8. Bitumen Ductility test setup.
9. Ring and ball apparatus
10. Viscometer.
11. Marshal Mix design apparatus.
12. Enoscope for spot speed measurement.
13. Stop Watches

TEXT BOOKS:

1. 'Highway Material Testing Manual' by S.K. Khanna, C.E.G Justo and A.Veeraraghavan, Neam Chan Brothers New Chand Publications, New Delhi.

REFERENCE BOOKS:

1. IRC Codes of Practice
2. Asphalt Institute of America Manuals
3. Code of Practice of B.I.S.

IV Year – I SEMESTER	T	P	C
	3+1*	0	3

CE701-ENVIRONMENTAL ENGINEERING – II

Lecture :	3 hrs/Week	Internal Assessment :	Marks
Tutorial :	1 Hrs/Week	Semester End Examination :	Marks
Practical :	--	Credits :	3

Course Learning Objectives:

The objective of this course is:

1. Outline planning and the design of wastewater collection, conveyance and treatment systems for a community/town/city.
2. Provide knowledge of characterisation of wastewater generated in a community.
3. Impart understanding of treatment of sewage and the need for its treatment.
4. Summarize the appurtenance in sewerage systems and their necessity.
5. Teach planning, and design of septic tank and imhoff tank and the disposal of the effluent from these low cost treatment systems.
6. Effluent disposal method and realise the importance of regulations in the disposal of effluents in rivers.

Course Outcomes:

By the end of successful completion of this course, the students will be able to:

- a. Plan and design the sewerage systems
- b. Characterisation of Sewage
- c. Select the appropriate appurtenances in the sewerage systems
- d. Selection of suitable treatment flow for sewage treatment
- e. Identify the critical point of pollution in a river for a specific amount of pollutant disposal into the river

SYLLABUS:

UNIT – I:

Introduction to sanitation – systems of sanitation – relative merits & demerits – collection and conveyance of waste water – sewerage –

classification of sewerage systems- Estimation of sewage flow and storm water drainage – fluctuations – types of sewers - Hydraulics of sewers and storm drains– design of sewers – appurtenances in sewerage – cleaning and ventilation of sewers.

UNIT – II:

Pumping of wastewater: Pumping stations – location – components– types of pumps and their suitability with regard to wastewaters.

House Plumbing: systems of plumbing-sanitary fittings and other accessories–one pipe and two pipe systems – Design of building drainage.

UNIT – III:

Sewage characteristics – Sampling and analysis of wastewater - Physical, Chemical and Biological Examination-Measurement of BOD and COD - BOD equations.

Treatment of sewage : Primary treatment-Screens-grit chambers-grease traps–floatation– sedimentation – design of preliminary and primary treatment units.

UNIT – IV:

Secondary treatment: Aerobic and anaerobic treatment process-comparison.

Suspended growth process: Activated Sludge Process, principles, designs, and operational problems, modifications of Activated Sludge Processes, Oxidation ponds, Aerated Lagoons.

Attached Growth Process: Trickling Filters–mechanism of impurities removal- classification–design-operation and maintenance problems. RBCs, Fluidized bed reactors.

UNIT V:

Miscellaneous Treatment Methods: Nitrification and Denitrification – Removal of Phosphates –UASB–Membrane reactors-Integrated fixed film reactors. Anaerobic Processes: Septic Tanks and Imhoff tanks- working Principles and Design–disposal of septic tank effluent.

UNIT – VI:

Bio-solids (Sludge) management: Characteristics- handling and treatment of sludge-thickening – anaerobic digestion of sludge.

Disposal of sewage: methods of disposal – disposal into water bodies- Oxygen Sag Curve-disposal on land- sewage sickness.

Text Books

1. Wastewater Engineering Treatment and Reuse by Metcalf & Eddy, Tata McGraw-Hill edition.
2. Elements of Environmental Engineering by K.N. Duggal, S. Chand & Company Ltd. New Delhi, 2012.
3. Environmental Engineering by Howard S. Peavy, Donald R. Rowe, Teorge George Tchobanoglus – Mc-Graw-Hill Book Company, New Delhi, 1985.
4. Wastewater Treatment for Pollution Control and Reuse, by Soli. J Arceivala, Sham R Asolekar, Mc-GrawHill, NewDelhi; 3^rd Edition.

References

1. Environmental Engineering –II: Sewage disposal and Air Pollution Engineering, by Garg, S.K.; Khanna Publishers.
2. Sewage treatment and disposal by Dr. P.N. Modi& Sethi.
3. Environmental Engineering, by Ruth F. Weiner and Robin Matthews – 4th Edition Elsevier, 2003.
4. Environmental Engineering by D. Srinivasan, PHI Learning Private Limited, New Delhi, 2011.

IV Year – I SEMESTER

T	P	C
3+1*	0	3

CE704-WATER RESOURCES ENGINEERING–II

Lecture :	3 hrs/Week	Internal Assessment :	Marks
Tutorial :	1 Hrs/Week	Semester End Examination :	Marks
Practical :	--	Credits :	3

Course Learning Objectives:

The course is designed to

1. introduce the types of irrigation systems
2. introduce the concepts of planning and design of irrigation systems
3. discuss the relationships between soil, water and plant and their significance in planning an irrigation system.
4. understand design methods of erodible and non-erodible canals
5. know the principles of design of hydraulic structures on permeable foundations.
6. know the concepts for analysis and design principles of storage and diversion head works.
7. learn design principles of canal structures

Course Outcomes

At the end of the course the student will be able to

- a. estimate irrigation water requirements
- b. design irrigation canals and canal network
- c. plan an irrigation system
- d. design irrigation canal structures
- e. plan and design diversion head works
- f. analyse stability of gravity and earth dams
- g. design ogee spillways and energy dissipation works

SYLLABUS:**UNIT-I**

Irrigation: Necessity and importance, principal crops and crop seasons, types, methods of application, soil-water-plant relationship, soil moisture constants, consumptive use, estimation of consumptive use, crop water requirement, duty and delta, factors affecting duty, depth and frequency of

irrigation, irrigation efficiencies, water logging and drainage, standards of quality for irrigation water, crop rotation.

UNIT-II

Canals: Classification, design of non-erodible canals - methods of economic section and maximum permissible velocity, economics of canal lining, design of erodible canals -Kennedy's silt theory and Lacey's regime theory, balancing depth of cutting.

UNIT III

Canal Structures:

Falls: Types and location, design principles of Sarda type fall and straight glacis fall.

Regulators: Head and cross regulators, design principles

Cross Drainage Works: Types, selection, design principles of aqueduct, siphon aqueduct and super passage.

Outlets: types, proportionality, sensitivity and flexibility

River Training: Objectives and approaches

UNIT-IV

Diversion Head Works: Types of diversion head works, weirs and barrages, layout of diversion head works, components. causes and failures of weirs on permeable foundations, Bligh's creep theory, Khosla's theory, design of impervious floors for subsurface flow, exit gradient.

UNIT-V

Reservoir Planning: Investigations, site selection, zones of storage, yield and storage capacity of reservoir, reservoir sedimentation.

Dams: Types of dams, selection of type of dam, selection of site for a dam.

Gravity dams: Forces acting on a gravity dam, causes of failure of a gravity dam, elementary profile and practical profile of a gravity dam, limiting height of a dam, stability analysis, drainage galleries, grouting.

UNIT-VI

Earth Dams: Types, causes of failure, criteria for safe design, seepage, measures for control of seepage-filters, stability analysis-stability of downstream slope during steady seepage and upstream slope during sudden drawdown conditions.

Spillways: Types, design principles of Ogee spillways, types of spillways crest gates. Energy dissipation below spillways-stilling basin and its appurtenances.

TEXT BOOKS:

1. 'Irrigation and Water Power Engineering' by Punmia B C, P.B.B Lal, A.K. Jain and A.K. Jain (2009), Laxmi Publications Pvt. Ltd., New Delhi.
2. 'Irrigation and Water Resources Engineering' by Asawa G L (2013), New Age International Publishers.
3. 'Irrigation Engineering' by Raghunath H.M (2012), Wiley India.
4. 'Irrigation Water Resources and Water Power Engineering' by Modi P N (2011), Standard Book House, New Delhi.

REFERENCES:

1. 'Water Resources Engineering' by Mays L.W (2013), Wiley India Pvt. Ltd, New Delhi.
2. 'Irrigation Engineering' by Sharma R.K. and Sharma, T.K (2012), S.Chand & Co Publishers.
3. 'Water Resources Engineering' by Satyanarayana Murthy Challa (2008), New Age International Publishers.

IV Year – I SEMESTER

T	P	C
3+1*	0	3

CE703-CONSTRUCTION TECHNOLOGY AND MANAGEMENT

Lecture :	3 hrs/Week	Internal Assessment :	Marks
Tutorial :	1 Hrs/Week	Semester End Examination :	Marks
Practical :	--	Credits :	3

Course Learning Objectives:

The objective of this course is:

1. To introduce to the student the concept of project management including network drawing and monitoring.
2. To introduce the various equipment related to construction like earth moving equipment, trucks and handling equipment, aggregate production and construction equipment and machinery.
3. To introduce the importance of safety in construction projects.

Course Outcomes:

Upon the successful completion of this course, the students will be able to:

1. Appreciate the importance of construction planning.
2. Understand the functioning of various earth moving equipment.
3. Know the methods of production of aggregate products and concreting.
4. Apply the gained knowledge to project management and construction techniques.

SYLLABUS:**UNIT- I**

Construction project management and its relevance – qualities of a project manager – project planning – coordination –scheduling - monitoring – bar charts – milestone charts – critical path method.

UNIT -II

Project evaluation and review technique – cost analysis - updating – crashing for optimum cost – crashing for optimum resources – allocation of resources.

UNIT- III

Construction equipment – economical considerations – earthwork equipment – Trucks and handling equipment – rear dump trucks – capacities of trucks.

and handling equipment – calculation of truck production – compaction equipment – types of compaction rollers.

UNIT -IV

Hoisting and earthwork equipment – hoists – cranes – tractors - bulldozers – graders – scrapers– draglines - clamshell buckets.

UNIT -V

Concreting equipment – crushers – jaw crushers – gyratory crushers – impact crushers – selection of crushing equipment - screening of aggregate – concrete mixers – mixing and placing of concrete – consolidating and finishing.

UNIT -VI

Construction methods – earthwork – piling – placing of concrete – form work – fabrication and erection – quality control and safety engineering.

TEXT BOOKS:

1. 'Construction Planning , Equipment and Methods' by Peurifoy and Schexnayder , Shapira, Tata Mcgrawhill.
2. 'Construction Project Management Theory and Practice' by Kumar Neeraj Jha (2011), Pearson.
3. 'Construction Technology' by Subir K. Sarkar and Subhajit Saraswati, Oxford University press.

REFERENCES:

1. 'Construction Project Management - An Integrated Approach' by Peter Fewings , Taylor and Francis
2. 'Construciton Management Emerging Trends and Technologies' by Trefor Williams , Cengage learning .

IV Year – I SEMESTER

T	P	C
3+1*	0	3

CE702-PRESTRESSED CONCRETE

Lecture :	3 hrs/Week	Internal Assessment :	Marks
Tutorial :	1 Hrs/Week	Semester End Examination :	Marks
Practical :	--	Credits :	3

Course Learning Objectives:

The objective of this course is:

1. Familiarize Students with concepts of prestressing.
2. Equip student with different systems and devices used in prestressing.
3. Understand the different losses of prestress including short and long term losses.
4. Familiarize students with the analysis and design of prestressed concrete members under flexure, shear and torsion.

Course Outcomes:

At the end of this course the student will be able to

- a. Understand the different methods of prestressing.
- b. Estimate the effective prestress including the short and long term losses.
- c. Analyze and design prestressed concrete beams under flexure and shear.
- d. Understand the relevant IS Codal provisions for prestressed concrete

SYLLABUS:**UNIT-I**

Basic concepts of Prestressing- Advantages and Applications of Prestressed Concretes, High Strength Concrete- Permissible Stresses, Shrinkage, Creep, Deformation Characteristics, High strength Steel- Types, Strength-Permissible Stresses- Relaxation of Stress, Stress Corrosion- Durability, Fire Resistance, Cover Requirements.

UNIT-II

Prestressing Systems- Introduction, Tensioning devices, Pre-tensioning Systems, Post tensioning Systems, Basic Assumptions in Analysis of prestress and design, Analysis of prestress, Resultant Stresses at a section-

pressure line- Concepts of load balancing- Stresses in Tendons, Cracking moment.

UNIT-III

Losses of Pre-stressing- Loss of Pre-stress in pre-tensioned and post tensioned members due to various causes -Elastic shortening of concrete, shrinkage of concrete, creep of concrete, Relaxation of steel, slip in anchorage, differential shrinkage- bending of members and frictional losses- Total losses allowed for design.

UNIT-IV

Design for Flexural resistance- Types of flexural failure – Code procedures- Design of sections for flexure- Control of deflections- Factors influencing- Prediction of short term and long term deflections.

UNIT-V

Design for Shear and Torsion- Shear and Principal Stresses- Design of Shear reinforcements- Codal Provisions- Design for Torsion, Design for Combined bending, shear and torsion.

UNIT-IV

Transfer of Prestress in pre tensioned members- Transmission length- Bond stresses- end zone reinforcement- Codal provisions- Anchorage zone Stresses in Post tensioned members- Stress distribution in end block- Anchorage Zone reinforcement.

TEXT BOOKS

1. 'Prestressed Concrete' by N. Krishna Raju, Tata McGraw hill
2. 'Prestressed Concrete' by S. Ramamrutham

REFERENCES:

1. 'Prestressed Concrete' by P. Dayaratnam
2. 'Prestressed Concrete' by T. Y. Lin & Burns, Wiley Publications

IV Year – I SEMESTER	T	P	C
	3+1*	0	3

CE802-REMOTE SENSING AND GIS APPLICATIONS

Lecture :	3 hrs/Week	Internal Assessment :	Marks
Tutorial :	1 Hrs/Week	Semester End Examination :	Marks
Practical :	--	Credits :	3

Course Learning Objectives:

The course is designed to

1. Introduce the basic principles of Remote Sensing and GIS techniques.
2. Learn various types of sensors and platforms
3. learn concepts of visual and digital image analyses
4. Understand the principles of spatial analysis
5. Appreciate application of RS and GIS to Civil engineering

Course outcomes

At the end of the course the student will be able to

- a. Be familiar with ground, air and satellite based sensor platforms.
- b. Interpret the aerial photographs and satellite imageries
- c. Create and input spatial data for GIS application
- d. Apply RS and GIS concepts in water resources engineering

SYLLABUS:

UNIT – I

Introduction to remote sensing: Basic concepts of remote sensing, electromagnetic radiation, electromagnetic spectrum, interaction with atmosphere, energy interaction with the earth surfaces characteristics of remote sensing systems.

Sensors and platforms: Introduction, types of sensors, airborne remote sensing, spaceborne remote sensing, image data characteristics, digital image data formats-band interleaved by pixel, band interleaved by line, band sequential, IRS, LANDSAT, SPOT.

UNIT – II

Image analysis: Introduction, elements of visual interpretations, digital image processing- image preprocessing, image enhancement, image classification, supervised classification, unsupervised classification.

UNIT – III

Geographic Information System: Introduction, key components, application areas of GIS, map projections.

Data entry and preparation: spatial data input, raster data models, vector data models.

UNIT – IV

Spatial data analysis: Introduction, overlay function-vector overlay operations, raster overlay operations, arithmetic operators, comparison and logical operators, conditional expressions, overlay using a decision table, network analysis-optimal path finding, network allocation, network tracing.

UNIT – V

RS and GIS applications General: Land cover and land use, agriculture, forestry, geology, geomorphology, urban applications.

UNIT - VI

Application to Hydrology and Water Resources: Flood zoning and mapping, groundwater prospects and potential recharge zones, watershed management.

TEXT BOOKS:

1. Bhatta B (2008), 'Remote sensing and GIS', Oxford University Press
2. Lillesand, T.M, R.W. Kiefer and J.W. Chipman (2013) 'Remote Sensing and Image Interpretation', Wiley India Pvt. Ltd., New Delhi
3. Schowenger, R. A (2006) 'Remote Sensing' Elsevier publishers.
4. 'Fundamentals of Remote Sensing' by George Joseph, Universities Press, 2013.
5. 'Fundamentals of Geographic Information Systems' by Demers, M.N, Wiley India Pvt. Ltd, 2013.

REFERENCES:

1. 'Remote Sensing and its Applications' by Narayan LRA, Universities Press, 2012.
2. 'Concepts and Techniques of Geographical Information System' by Chor Pang Lo and A K W Yeung, Prentice Hall (India), 2006
3. 'Introduction to Geographic Information Systems' by Kand Tsung Chang, McGraw Hill Higher Education, 2009.
4. 'Basics of Remote sensing & GIS' by Kumar S, Laxmi Publications, New Delhi, 2005.
5. 'Principals of Geographical Information Systems' by Burrough P A and R.A. McDonnell, Oxford University Press, 1998.

IV Year – I SEMESTER

T	P	C
3+1*	0	3

Elective-I**CE705 (a) - GROUND IMPROVEMENT TECHNIQUES**

Lecture :	3 hrs/Week	Internal Assessment :	Marks
Tutorial :	1 Hrs/Week	Semester End Examination :	Marks
Practical :	--	Credits :	3

Course Learning Objectives:

The objective of this course is:

1. To make the student appreciate the need for different ground improvement methods adopted for improving the properties of remoulded and in-situ soils by adopting different techniques such as in situ densification and dewatering methods.
2. To make the student understand how the reinforced earth technology and soil nailing can obviate the problems posed by the conventional retaining walls.
3. To enable the students to know how geotextiles and geosynthetics can be used to improve the engineering performance of soils.
4. To make the student learn the concepts, purpose and effects of grouting.

Course Outcomes:

- a. By the end of the course, the student should be able to possess the knowledge of various methods of ground improvement and their suitability to different field situations.
- b. The student should be in a position to design a reinforced earth embankment and check its stability.
- c. The student should know the various functions of Geosynthetics and their applications in Civil Engineering practice.
- d. The student should be able to understand the concepts and applications of grouting.

SYLLABUS:**UNIT- I**

In situ densification methods- in situ densification of granular soils- vibration at ground surface and at depth, impact at ground and at depth – in situ densification of cohesive soils – pre loading – vertical drains – sand drains and geo drains – stone columns.

UNIT -II

Dewatering – sumps and interceptor ditches – single and multi stage well points – vacuum well points – horizontal wells – criteria for choice of filler material around drains – electro osmosis

UNIT- III

Stabilization of soils – methods of soil stabilization – mechanical – cement – lime – bitumen and polymer stabilization – use of industrial wastes like fly ash and granulated blast furnace slag.

UNIT- IV

Reinforce earth – principles – components of reinforced earth – design principles of reinforced earth walls – stability checks – soil nailing.

UNIT- V

Geosynthetics – geotextiles – types – functions , properties and applications – geogrids , geomembranes and gabions - properties and applications.

UNIT-VI

Grouting – objectives of grouting – grouts and their applications – methods of grouting – stage of grouting – hydraulic fracturing in soils and rocks – post grout tests

TEXT BOOKS:

1. ‘Ground Improvement Techniques’ by Purushotham Raj, Laxmi Publications, New Delhi.
2. ‘Ground Improvement Techniques’ by Nihar Ranjan Patro, Vikas Publishing House (P) Limited, New Delhi.
3. ‘An introduction to Soil Reinforcement and Geosynthetics’ by G.L.Siva Kumar Babu, Universities Press.

REFERENCE BOOKS:

1. ‘Ground Improvement’ by MP Moseley, Blackie Academic and Professional, USA.
2. ‘Designing with Geosynthetics’ by RM Koerner, Prentice Hall.

CE705 (b) - AIR POLLUTION AND CONTROL**(Elective-I)**

Lecture :	3 hrs/Week	Internal Assessment :	Marks
Tutorial :	1 Hrs/Week	Semester End Examination :	Marks
Practical :	--	Credits :	3

Course Learning Objectives:

The course will address the following:

1. To know the analysis of air pollutants
2. To know the Threshold Limit Values (TLV) of various air pollutants
3. To acquire the design principles of particulate and gaseous control
4. To learn plume behaviour in different environmental conditions
5. To learn carbon credits for various day to day activities

Course Learning Outcomes:

Upon successful completion of this course, the students will be able to:

- a. Decide the ambient air quality based the analysis of air pollutants.
- b. The design principles of particulate and gaseous control measures for an industry.
- c. Judge the plume behaviour in a prevailing environmental condition
- d. Estimate carbon credits for various day to day activities.

SYLLABUS:**UNIT – I**

Air Pollution: Sampling and analysis of air pollutants, conversion of ppm into $\mu\text{g}/\text{m}^3$. Definition of terms related to air pollution and control - secondary pollutants - Indoor air pollution - Climate Change and its impact - Carbon Trade.

UNIT-II

Thermodynamics and Kinetics of Air-pollution: Applications in the removal of gases like SO_x , NO_x , CO and HC - Air-fuel ratio- Computation and Control of products of combustion, Automobile pollution. Odour pollution control, Flares.

UNIT – III

Meteorology and Air Pollution: Properties of atmosphere: Heat, Pressure, Wind forces, Moisture and relative Humidity, Lapse Rates - Influence of

Terrain and Meteorological phenomena on plume behaviour and Air Quality - Wind rose diagrams, Plume Rise Models.

UNIT-IV

Ambient Air Quality Management: Monitoring of SPM, SO₂; NO_x and CO - Stack Monitoring for flue gases - Micro-meteorological monitoring - Weather Station. Emission Standards- Gaussian Model for Plume Dispersion.

UNIT-V

Air Pollution Control: Control of particulates – Control at Sources, Process Changes, Equipment modifications, Design and operation of control Equipments – Settling Chambers, Cyclone separators –Fabric filters–scrubbers, Electrostatic precipitators.

UNIT – VI

Air Pollution Control Methods: Control of NO_x and SO_x emissions – Environmental friendly fuels - In-plant Control Measures, process changes, methods of removal and recycling. Environmental criteria for setting industries and green belts.

TEXT BOOKS:

1. Air Pollution by M.N. Rao and H.V.N. Rao – Tata McGraw Hill Company.
2. Air Pollution and Control by KVSG Murali Krishna, Laxmi Publications, New Delhi.

REFERENCE:

1. An Introduction to Air pollution by R.K. Trivedy and P.K. Goel, B.S. Publications.
2. Air pollution by Wark and Warner - Harper & Row, New York.

CE705 (c) - MATRIX METHODS OF STRUCTURAL ANALYSIS**(Elective-I)**

Lecture :	3 hrs/Week	Internal Assessment :	Marks
Tutorial :	1 Hrs/Week	Semester End Examination :	Marks
Practical :	--	Credits :	3

Course Learning Objectives:

The objective of this course is:

1. Learn the fundamental concepts of matrix structural mechanics, such as the stiffness method.
2. The concepts of structural analysis learnt in mechanics of solids and structures course.
3. Understanding the analysis of statically determinate and indeterminate structures such as trusses, beams, frames and plane stress problems.
4. Learn the concepts of the stiffness method and apply it to a variety of structural problems involving trusses, beams, frames, and plane stress.

Course Outcomes:

Upon completion of the course, the student will be able to

- a. Perform the structural analysis of determinate and indeterminate structures using classical compatibility methods, such as method of consistent deformations, force and equilibrium methods.
- b. Perform structural analysis using the stiffness method.
- c. Solve multiple degree of freedom two dimensional problems involving trusses, beams, frames and plane stress.

SYLLABUS:**UNIT-I**

Introduction of Matrix methods of analysis – Properties of Matrices, singular matrix, Rank of a Matrix and Rank deficiency- Static indeterminacy and Kinematic indeterminacy – Degree of freedom – Structure idealization- stiffness and flexibility methods – Suitability.

UNIT-II

Generation Element stiffness matrix for truss element, beam element and torsional element- Element force - displacement equations.

UNIT-III

Stiffness method for beam Elements – Element and global stiffness equation – coordinate transformation and global assembly – structure stiffness matrix equation – analysis of continuous beams.

UNIT-IV

Stiffness method for plane trusses and Grid elements – development of stiffness matrix – coordinate transformation. Examples of pin jointed trusses and simple grid problems.

UNIT-V

Additional topics in stiffness methods – Discussion of band width – semi band width – static condensation – sub structuring –Loads between joints– Support displacements.

UNIT-VI

Space trusses and frames - Member stiffness for space truss and space frame– Transformation matrix from Local to Global – Analysis of simple trusses, beams and frames.

TEXT BOOK :

1. 'Matrix Methods of Structural Analysis' by Pundit and Gupta
2. 'Matrix Methods of Structural Analysis' by Weaver and Gere, CBS Publishers.

REFERENCES:

1. 'Matrix analysis of structures' by Robert E Sennet- Prentice Hall- Englewood cliffs-New Jersey.
2. 'Advanced structural analysis' by Dr. P. Dayaratnam- Tata Mc Graw hill publishing company limited.

CE705 (d) - URBAN HYDROLOGY**(Elective-I)**

Lecture :	3 hrs/Week	Internal Assessment :	Marks
Tutorial :	1 Hrs/Week	Semester End Examination :	Marks
Practical :	--	Credits :	3

Course Learning Objectives:

The course is designed to:

1. appreciate the impact of urbanization on catchment hydrology
2. understand the importance of short duration rainfall runoff data for urban hydrology studies.
3. learn the techniques for peak flow estimation for storm water drainage system design.
4. understand the concepts in design of various components of urban drainage systems.
5. learn some of the best management practices in urban drainage.
6. understand the concepts of preparation master urban drainage system.

Course Outcomes

At the end of the course the student will be able to

- a. develop intensity duration frequency curves for urban drainage systems.
- b. develop design storms to size the various components of drainage systems.
- c. apply best management practices to manage urban flooding.
- d. prepare master drainage plan for an urbanized area.

SYLLABUS:**UNIT I**

Introduction: Urbanisation and its effect on water cycle – urban hydrologic cycle – trends in urbanisation – Effect of urbanisation on hydrology.

UNIT II

Precipitation Analysis: Importance of short duration of rainfall and runoff data, methods of estimation of time of concentration for design of urban drainage systems, Intensity-Duration -Frequency (IDF) curves, design storms for urban drainage systems.

UNIT III

Approaches to urban drainage: Time of concentration, peak flow estimation approaches , rational method, NRCS curve number approach, runoff quantity and quality, wastewater and stormwater reuse , major and minor systems.

UNIT IV

Elements of drainage systems: Open channel, underground drains, appurtenances, pumping, source control.

UNIT V

Analysis and Management: Stormwater drainage structures, design of stormwater network- Best Management Practices–detention and retention facilities, swales, constructed wetlands, models available for stormwater management.

UNIT IV

Master drainage plans: Issues to be concentrated upon – typical urban drainage master plan, interrelation between water resources investigation and urban planning processes , planning objectives, comprehensive planning , use of models in planning.

TEXT BOOKS:

1. 'Manual on Drainage in Urbanised area' by Geiger W. F., J Marsalek, W. J. Rawls and F. C. Zuidema, (1987 - 2 volumes), UNESCO,
2. 'Urban Hydrology' by Hall M J (1984), Elsevier Applied Science Publisher.
3. 'Hydrology – Quantity and Quality Analysis' by Wanielista M P and Eaglin (1997), Wiley and Sons.
4. 'Urban Hydrology, Hydraulics and Stormwater Quality: Engineering Applications and Computer Modelling' by Akan A.O and R.L. Houghtalen (2006), Wiley International.

REFERENCES

1. 'Stormwater Detention for Drainage' by Stahre P and Urbonas B (1990), Water Quality and CSO Management, Prentice Hall.
2. 'Urban water cycle processes and interactions' by Marsalek et al (2006), Publication No. 78, UNESCO, Paris (<http://www.bvsde.paho.org/bvsacd/cd63/149460E.pdf>)
3. 'Frontiers in Urban Water Management – Deadlock or Hope' by Maksimovic C and J A Tejada-Guibert (2001), IWA Publishing.

CE705 (e) - ADVANCED SURVEYING**(Elective-I)**

Lecture :	3 hrs/Week	Internal Assessment :	Marks
Tutorial :	1 Hrs/Week	Semester End Examination :	Marks
Practical :	--	Credits :	3

Course Learning Objectives:

The objective of this course is to enable the students to,

1. Understand the basics of Geodetic Surveying and triangulation systems.
2. Understand the hydrographic surveying and prediction of tides.
3. Understand the Photogrammetric Surveying and Astronomical Surveying.
4. Understand the importance and applications of total stations and GPS.

Course Outcomes:

Upon the successful completion of this course, the students will be able to:

- a. The student should be able to conduct different types of surveys for obtaining better results.
- b. The student should be able to utilize the total stations for getting the required information.
- c. The student should be capable of using the GPS instrument to obtain appropriate information of the objects and their positions.

SYLLABUS:**UNIT – I**

Geodetic Surveying: Definition, importance, triangulation system, order of triangulation, size and shape of triangulation, strength of figure criterion, triangulation fieldwork, base line measurement- tape corrections, problems in baseline measurement, measurement of angles.

UNIT – II

Hydrographic Surveying: Tides-lunar tides, solar tides, spring and neap tides, measurement of tides- shore lines, soundings, sounding equipments, locating soundings by cross rope method and range and time intervals-mean sea level-prediction of tides.

UNIT – III

Photogrammetric Surveying: Basic principles,-photo theodolite, horizontal and vertical angles from terrestrial photographs, elevation of a point by

photographic measurement, determination of focal length of the lens, Aerial camera- scale of vertical photograph, scale of tilted photograph, combined effects of tilt and relief, stereoscopic vision, mosaics.

UNIT – IV

Astronomical Surveying: Spherical Trigonometry, latitude and longitude, solar system, astronomical teams, coordinate systems-altitude, azimuth system, declination, hour angle system, time and astronomical work-sidereal time, apparent solar time, mean solar time, standard time, standard time, application of astronomy in surveying, corrections to astronomical observations.

UNIT – V

Total stations: Importance, measurement of horizontal angles, vertical angles, horizontal distance, slope distance, height of object-remote elevation measurement (REM), remote distance measurement (RDM)-radial and continuous distances for measuring the lengths and sides of the closed circuits, areas and perimeters calculations.

UNIT – VI

Global Positioning System: Principles of GPS, components of GPS, types of GPS and accuracy, applications of GPS, sources of error GPS and limitations.

TEXT 'BOOKS:

1. 'Surveying and Levelling' by R. Subramanian, Oxford University Press, New Delhi.
2. A text book of Surveying' by C. Venkatramaiah, University Press, New Delhi.
3. 'Surveying Vol. II and Vol. III (Higher Surveying)' by Dr. B. C. Punmia, Ashok K. Jain and Arun K. Jain, Laxmi Publications Pvt. Ltd., New Delhi.
4. 'Advanced Surveying' by Satheesh Gopi, R. Sathikumar and N. Madhu, Pearson, New Delhi.

REFERENCES:

1. 'Remote Sensing and its Applications' by L A R Narayan, Universities Press, New Delhi.
2. 'Geographical Information Science' by Narayan Panigrahi, Universities Press, New Delhi.
3. 'Basics of Remote Sensing and GIS' by Dr. S. Kumar, University Science Press, New Delhi.

CE705 (f) - INTERIOR DESIGNS AND DECORATIONS**(Elective-I)**

Lecture :	3 hrs/Week	Internal Assessment :	Marks
Tutorial :	1 Hrs/Week	Semester End Examination :	Marks
Practical :	--	Credits :	3

Course Learning Objectives:

The objective of this course is to enable the students to

1. Understand the elements and principles of interior designs and decorations.
2. Learn the importance of art elements in the composition of building spaces.
3. Learn the new design concepts for developing interiors of buildings.
4. Learn the application of colors, lightings, furniture in creating beautiful interiors.

Course Outcomes:

Upon the successful completion of this course, the students will be able to:

- a. understand the importance of interior designs and decorations.
- b. Should realize the use of art elements in the composition of building spaces.
- c. Should learn the new design concepts for developing interiors of buildings.
- d. Learn be able to apply colors, lightings, furniture in creating beautiful interiors.

SYLLABUS:**UNIT-I**

Development of interior design concepts- importance for interiors in modern buildings, changing trends and salient features, objectives of aesthetic planning - beauty, expressiveness, functionalism, economy- good taste - meaning and importance- developing skill in aesthetics.

UNIT-II

Designs- concepts, meaning, purpose, types - structural and decorative characteristics, forms to function relationship, elements of designs - line and direction, form and shape, size, colour, light, pattern, texture and space - application of elements to form designs.

UNIT-III

Application of colour harmonies in the interiors and exteriors –effects of light on colour, Illusion of colour, psychology of colour, effect of colour on each other-uses and application of colours- walls, wall finishes, ceilings, roofs, decorative exteriors.

UNIT-IV

Importance of lighting – artificial lighting - light sources, types and uses of light, specific factors in lighting- measurements of lighting, psychological aspects of light, glare, types of glare and prevention– selection of lamps, lighting fixtures, lighting for various areas and activities.

UNIT-V

Principles of design – balance, rhythm, emphasis, harmony, proportion - meaning and application of design concepts in the interior and exterior houses and other commercial buildings- development of design from motifs, elements of art-selection of different art forms, display of art pieces.

UNIT –VI

Interior furnishings- floors, floor coverings, soft furnishings, furniture-selection and arrangement, placement of accessories, home accessories-interior decorations- flower arrangement, floor decorations, interior decoration trends in India.

TEXT BOOKS:

1. 'Interior Design and Decoration' by Premavathy Seetharaman and Praveen Pannu, CBS Publishers and distributors, New Delhi, 2005.
2. 'Building Construction' by Rangawala, S.C, Charter publishing house, Anand, 1963.
3. 'Interior Design Principles and practice' by Pratap R.M., Standard publishers distribution, Delhi, 1988.

REFERENCES:

1. 'How to see, how to paint it' by Judy M., Harpen Colling publishers,London, 1994.
2. 'Lighting for a beautiful Home' by Jan Orcharchd, Dunestyle publishing Ltd., U.S.A., 1993.
3. 'The Complete Home Decorator' by Stewart and Sally .W., Annes publishers Ltd., New York, 1997.

IV Year – I SEMESTER

T	P	C
0	3	2

CE707-ENVIRONMENTAL ENGINEERING LAB

Lecture :	--	Internal Assessment :	Marks
Tutorial :	--	Semester End Examination :	Marks
Practical :	3 hrs/week	Credits :	2

Course Learning Objectives:

The course will address the following:

1. Estimation some important characteristics of water and wastewater in the laboratory.
2. It also gives the significance of the characteristics of the water and wastewater.

Course Outcomes:

Upon the successful completion of this course, the students will be able to:

- a. Estimation some important characteristics of water and wastewater in the laboratory.
- b. Draw some conclusion and decide whether the water is potable or not.
- c. Decide whether the water body is polluted or not with reference to the state parameters in the list of experiments.
- d. Estimation of the strength of the sewage in terms of BOD and COD.

SYLLABUS:**List of Experiments**

1. Determination of pH and Electrical Conductivity (Salinity) of Water and Soil.
2. Determination and estimation of Total Hardness–Calcium & Magnesium.
3. Determination of Alkalinity/Acidity
4. Determination of Chlorides in water and soil.
5. Determination and Estimation of total solids, organic solids and inorganic solids and settleable solids by Imhoff Cone.
6. Determination of Iron.
7. Determination of Dissolved Oxygen with D.O. Meter & Winklers Method and B.O.D.

8. Determination of N, P, K values in solid waste
9. Physical parameters – Temperature, Colour, Odour, Turbidity, Taste.
10. Determination of C.O.D.
11. Determination of Optimum coagulant dose.
12. Determination of Chlorine demand.
13. Presumptive Coliform test.

NOTE: At least 10 of the above experiments are to be conducted.

List of Equipments

- 1) pH meter
- 2) Turbidity meter
- 3) Conductivity meter
- 4) Hot air oven
- 5) Muffle furnace
- 6) Dissolved Oxygen meter
- 7) U–V visible spectrophotometer
- 8) COD Reflux Apparatus
- 9) Jar Test Apparatus
- 10) BOD incubator
- 11) Autoclave
- 12) Laminar flow chamber
- 13) Hazen's Apparatus

Text Books

1. Standard Methods for Analysis of Water and Waste Water – APHA.
2. Chemical Analysis of Water and Soil by KVSG Murali Krishna, Reem Publications, New Delhi.

Reference

1. Relevant IS Codes.
2. Chemistry for Environmental Engineering by Sawyer and Mc. Carty.

IV Year – I SEMESTER

T	P	C
0	3	2

CE806-GIS & CAD LAB

Lecture :	--	Internal Assessment :	30 Marks
Tutorial :	--	Semester End Examination :	70 Marks
Practical :	3 hrs/Week	Credits :	2

Course Learning Objectives:

The course is designed to

1. introduce image processing and GIS software
2. familiarize structural analysis software
3. understand the process of digitization, creation of thematic map from toposheets and maps.
4. learn to apply GIS software to simple problems in water resources and transportation engineering.
5. learn to analyse 2 D and 3D frame steel tubular truss using structural analysis software.
6. learn to analyse and design retaining wall and simple towers.

Course outcomes

At the end of the course the student will be able to

- a. work comfortably on GIS software
- b. digitize and create thematic map and extract important features
- c. develop digital elevation model
- d. use structural analysis software to analyse and design 2D and 3D frames.
- e. design and analyse retaining wall and simple towers using CADD software.

GIS:**SOFTWARES:**

1. Arc GIS 9.0
2. ERDAS 8.7
3. Mapinfo 6.5

Any one or Equivalent.

EXERCISES IN GIS:

1. Digitization of Map/Toposheet
2. Creation of thematic maps.
3. Estimation of features and interpretation
4. Developing Digital Elevation model
5. Simple applications of GIS in water Resources Engineering & Transportation Engineering.

COMPUTER AIDED DESIGN AND DRAWING:**SOFTWARE:**

1. STAAD PRO / Equivalent/
2. STRAAP
3. STUDDS

EXERCISES:

1. 2-D Frame Analysis and Design
2. Steel Tabular Truss Analysis and Design
3. 3-D Frame Analysis and Design
4. Retaining Wall Analysis and Design
5. Simple Tower Analysis and Design

TEXT BOOK:

1. 'Concept and Techniques of GIS' by C.P.L.O. Albert, K.W. Yong, Printice Hall Publishers.

IV Year – II SEMESTER

T	P	C
3+1*	0	3

CE801-ESTIMATING, SPECIFICATIONS & CONTRACTS

Lecture :	3 hrs/Week	Internal Assessment :	Marks
Tutorial :	1 Hrs/Week	Semester End Examination :	Marks
Practical :	--	Credits :	3

Course Learning Objectives:

The objective of this course is to enable the students to:

1. Understand the quantity calculations of different components of the buildings.
2. Understand the rate analysis of different quantities of the buildings components.
3. Learn various specifications and components of the buildings.

Course Outcomes:

Upon the successful completion of this course:

- a. The student should be able to determine the quantities of different components of buildings.
- b. The student should be in a position to find the cost of various building components.
- c. The student should be capable of finalizing the value of structures.

SYLLABUS:**UNIT – I**

General items of work in Building – Standard Units Principles of working out quantities for detailed and abstract estimates –Approximate method of Estimating.

UNIT – II

Rate Analysis – Working out data for various items of work over head and contingent charges.

UNIT-III

Earthwork for roads and canals, Reinforcement bar bending and bar requirement schedules.

UNIT – IV

Contracts – Types of contracts – Contract Documents – Conditions of contract, Valuation of buildings- Standard specifications for different items of building construction.

UNIT-V

Detailed Estimation of Buildings using individual wall method.

UNIT -VI

Detailed Estimation of Buildings using centre line method.

FINAL EXAMINATION PATTERN:

The end examination paper should consist of SIX questions from Unit 1 to Unit 4, out of which THREE are to be answered (60% weight-age) & ONE mandatory question (40% weight-age) from Units 5 & 6 is to be answered.

TEXT BOOKS:

1. 'Estimating and Costing' by B.N. Dutta, UBS publishers, 2000.
2. 'Civil Engineering Contracts and Estimates' by B. S. Patil, Universities Press (India) Pvt. Ltd., Hyd.
3. 'Construction Planning and Technology' by Rajiv Gupta, CBS Publishers & Distributors Pvt. Ltd. New Delhi.
4. 'Estimating and Costing' by G.S. Birdie.

REFERENCES:

1. 'Standard Schedule of rates and standard data book' by public works department.
2. IS 1200 (Parts I to XXV-1974/ Method of Measurement of Building & Civil Engg Works – B.I.S.)
3. 'Estimation, Costing and Specifications' by M. Chakraborti; Laxmi publications.
4. National Building Code

IV Year – II SEMESTER

T	P	C
3+1*	0	3

(Elective-II)

Lecture :	3 hrs/Week	Internal Assessment :	Marks
Tutorial :	1 Hrs/Week	Semester End Examination :	Marks
Practical :	--	Credits :	3

CE706 (a) - ENGINEERING WITH GEO-SYNTHETICS**Course Learning Objectives:**

The Objectives of the course are to impart to the student

1. An overview of the evolution of new construction materials in geotechnical engineering and to initiate geosynthetic materials.
2. Understanding the properties and the testing methods of different types of materials of geosynthetics.
3. The knowhow of manufacturing methods, uses and applications of geotextiles, geogrids, geomembranes and geocomposites.
4. The concepts of designing geosynthetics for the functions of separation, reinforcement, stabilization, filtration, drainage and moisture barriers.
5. Designing criteria of reinforced earth retaining walls, gabions, pond liners, covers for reservoirs, canal liners, landfill liners, caps and closures, dams and embankments.
6. Additional advantages of geocomposites, geowebes and geocells, and moisture barriers and natural geotextiles etc. for applications to meet various functions.

Course Outcomes:

At the successful completion of this course the student will be able to

4. Realize the need and demand for the use of geosynthetic materials in the field of geotechnical construction works.
5. Conduct required laboratory and field tests to obtain the properties of different materials of geosynthetics.
6. Distinguish and describe various manufacturing methods of geotextiles, geogrids, geomembranes and geocomposites.

7. Understand concepts and could design the geosynthetics for the functions of separation, reinforcement, stabilization, filtration, drainage and moisture barriers.
8. Design reinforced earth retaining walls, gabions, pond liners, covers for reservoirs, canal liners, landfill liners, caps and closures.
9. Distinguish survivability requirements of geocomposites and could design geoweb, geocells, and moisture barriers and natural geotextiles etc.

SYLLABUS:

UNIT-I

Geosynthetics : Introduction to Geosynthetics – Basic description – Polymeric materials– Uses and Applications. Properties of Geotextiles – Geogrids – Geomembranes – Geocomposites.

UNIT-II

Geotextiles: Design criteria for Separation – Reinforcement – Stabilization – Filtration – Drainage and Moisture barriers.

Geogrids: Designing for Reinforcement – Stabilization – Designing Gabions – Construction methods.

UNIT-III

Use of Geosynthetics in Roads: Geosynthetics in road ways- applications- role of subgrade conditions- design criteria- survivability- application in paved roads.

UNIT-IV

Reinforced Earth Retaining Walls: Components - External stability – Internal stability- Design of reinforced earth walls with strip, sheet and grid reinforcement.

UNIT-V

Geomembranes: Pond Liners – Covers for Reservoirs – Canal Liners – Landfill Liners– Caps and closures, moisture barriers.

Geocomposites: An added advantage – Geocomposites in Separation – Reinforcement – Filtration – Geocomposites as Geoweb and Geocells.

UNIT-VI

Natural Geotextiles: Natural fibres as geotextiles- factors governing the use- jute fibres- coir geotextiles- bamboo/timber- combination of geotextiles.

TEXT BOOKS:

1. 'Designing with Geosynthetics' by Robert M. Koerner, Prantice Hall, Eaglewood Cliffs, NJ 07632.
2. 'An Introduction to Soil Reinforcement and Geosynthetics' by G.L.Sivakumar Babu (2009), Universities Press (India) Pvt. Ltd.
3. 'Engineering with Geosynthetics', by G. Venkatappa Rao and GVS Suryanarayana Raju – Tata McGraw Hill Publishing Company Limited – New Delhi.

REFERENCES:

1. 'Construction and Geotechnical Engineering using Synthetic Fabrics' by Robert M. Koerner and Josoph P. Welsh. John Willey and Sons, New York.
2. 'Foundation Analysis and Design' by J.E. Bowles McGraw Hill Publications.

CE706 (b) -ENVIRONMENTAL IMPACT ASSESSMENT AND MANAGEMENT

(Elective-II)

Lecture :	3 hrs/Week	Internal Assessment :	Marks
Tutorial :	1 Hrs/Week	Semester End Examination :	Marks
Practical :	--	Credits :	3

Course Learning Objectives:

The objective of this course is:

1. To impart knowledge on different concepts of Environmental Impact Assessment.
2. To know procedures of risk assessment
3. To learn the EIA methodologies and the criterion for selection of EIA methods.
4. To pre-requisites for ISO 14001 certification
5. To know the procedures for environmental clearances and audit
6. To appreciate the importance of stakeholder participation in EIA

Course Learning Outcomes

Upon successful completion of this course, the students will be able to:

- a. Prepare EMP, EIS, and EIA report
- b. Identify the risks and impacts of a project
- c. Selection of an appropriate EIA methodology
- d. Evaluation the EIA report
- e. Estimate the cost benefit ratio of a project
- f. Know the role of stakeholder and public hearing in the preparation of EIA

SYLLABUS:

UNIT – I

Basic concept of EIA: Elements of EIA-factors affecting EIA-Initial environmental Examination-life cycle analysis preparation of Environmental Base map-Classification of environmental parameters – role of stakeholders in the EIA preparation –stages in EIA.

UNIT – II

E I A Methodologies: introduction, Criteria for the selection of EIA Methodology, E I A methods, Ad-hoc methods, matrix methods, Network method Environmental Media Quality Index method, overlay methods, cost/benefit Analysis - EIS and EMP.

UNIT-III

Impact of Developmental Activities and Land use: Introduction and Methodology for the assessment of soil and ground water, Delineation of study area, Identification of actives- application of remote sensing and GIS for EIA.

UNIT-IV

Procurement of relevant soil quality, Impact prediction, Assessment of Impact significance, Identification and Incorporation of mitigation measures - E I A with reference to surface water, Air and Biological environment: Methodology for the assessment of Impacts on surface water environment, Generalized approach for assessment of Air pollution Impact.

UNIT – V

Assessment of Impact of development Activities on Vegetation and wildlife, environmental Impact of Deforestation.

Environmental Risk Assessment and Risk management in EIA: Risk assessment and treatment of uncertainty-key stages in performing an Environmental Risk Assessment-advantages of Environmental Risk Assessment

UNIT-VI

EIA notification by Ministry of Environment and Forest (Govt. of India): Provisions in the EIA notification, procedure for environmental clearance, procedure for conducting environmental impact assessment report- evaluation of EIA report. Environmental legislation objectives, evaluation of Audit data and preparation of Audit report. Post Audit activities, Concept of ISO and ISO 14000.

Case studies and preparation of Environmental Impact assessment statement for various Industries.

TEXT BOOKS:

1. Environmental Impact Assessment, Canter Larry W., McGraw-Hill education Edi (1996)
2. Environmental Impact Assessment Methodologies, by Y. Anjaneyulu, B.S. Publication, Sultan Bazar, Hyderabad.

REFERENCES:

1. Environmental Science and Engineering, by J. Glynn and Gary W. Hein Ke – Prentice Hall Publishers.
2. Environmental Science and Engineering, by Suresh K. Dhaneja – S.K. Katania & Sons Publication, New Delhi.
3. Environmental Pollution and Control, by Dr H.S. Bhatia – Galgotia Publication (P) Ltd., Delhi.

CE706 (c) - ADVANCED STRUCTURAL ENGINEERING**(Elective-II)**

Lecture :	3 hrs/Week	Internal Assessment :	Marks
Tutorial :	1 Hrs/Week	Semester End Examination :	Marks
Practical :	--	Credits :	3

Course Learning Objectives:

The objective of this course is:

1. Familiarize Students with Raft Foundations and Retaining walls.
2. Equip student with concepts of design of different types of RCC water tanks.
3. Understand Concepts of flat slabs
4. Familiarize different types of Bunkers, Silos and Chimneys.
5. Understand different types of transmission towers.

Course Outcomes:

At the end of this course the student will be able to

- a. Design raft foundations and different types of RCC retaining walls
- b. Carryout analysis and design of different types of RCC water tanks
- c. Solve the problems design of RCC Bunkers, Silos and Chimneys
- d. Understand various types of transmission towers and loading on them.

SYLLABUS:**UNIT – I**

Analysis and Design of Raft Foundations – Design of RCC Retaining walls: Cantilever and Counter fort

UNIT – II

Analysis and Design of RCC Water Tanks, Circular and Rectangular types- Intze tank including staging.

UNIT – III

Analysis and Design of Flat Slabs- Direct Design and Equivalent Frame Methods- Check for Punching shear.

UNIT - IV

Analysis and Design of Bunkers and Silos- Concepts of Loading.

UNIT-V

Analysis and Design of Chimney, Concepts of loading

UNIT-VI

Introduction to Transmission Towers- Principles and procedures

TEXT BOOKS:

1. 'Reinforced Concrete Structures' Vol-2 by B. C. Punmia, Ashok Kumar Jain and Arun Kumar Jain, Laxmi, publications Pvt. Ltd., New Delhi
2. 'Reinforced Concrete Structures' by N. Subrahmanian, Oxford Publishers
3. 'Design Drawing of Concrete and Steel Structures' by N. Krishna Raju University Press 2005.

REFERENCES:

1. 'Essentials of Bridge Engineering' by D. Johnson Victor, Oxford and IBM publication Co., Pvt. Ltd.
2. 'Reinforced concrete design' by S. U, Pillai and D. Menon, Tata Mc.Grawhill Publishing Company

Codes: Relevant IS: codes.

INTERNAL EXAMINATION PATTERN:

The total internal marks (30) are distributed in three components as follows:

1. Descriptive (subjective type) examination : 25 marks
2. Assignment : 05 marks

FINAL EXAMINATION PATTERN:

The end examination paper should consist of Part A and Part B. part A consist of two questions in Design and Drawing out of which one question is to be answered. Part B should consist of five questions and design out of which three are to be answered. Weightage for Part – A is 40% and Part- B is 60%.

CE706 (d) - GROUND WATER DEVELOPMENT AND MANAGEMENT

(Elective-II)

Lecture :	3 hrs/Week	Internal Assessment :	Marks
Tutorial :	1 Hrs/Week	Semester End Examination :	Marks
Practical :	--	Credits :	3

Course Learning Objectives:

The course is designed to

1. Appreciate groundwater as an important natural resource.
2. Understand flow towards wells in confined and unconfined aquifers.
3. Understand the principles involved in design and construction of wells.
4. Create awareness on improving the groundwater potential using various recharge techniques.
5. Know the importance of saline water intrusion in coastal aquifers and its control measures.
6. Appreciate various geophysical approaches for groundwater exploration.
7. Learn groundwater management using advanced tools.

Course Outcomes

At the end of the course the student will be able to

- a. Estimate aquifer parameters and yield of wells.
- b. Analyse radial flow towards wells in confined and unconfined aquifers.
- c. Design wells and understand the construction practices.
- d. Interpret geophysical exploration data for scientific source finding of aquifers.
- e. Determine the process of artificial recharge for increasing groundwater potential.
- f. Take effective measures for controlling saline water intrusion.
- g. Apply appropriate measures for groundwater management.

SYLLABUS:**UNIT – I****Introduction**

Groundwater in the hydrologic cycle, groundwater occurrence, aquifer parameters and their determination, general groundwater flow equation.

Well Hydraulics

Steady radial flow and unsteady radial flow to a well in confined and unconfined aquifers, Theis solution, Jacob and Chow's methods, Leaky aquifers.

UNIT – II**Well Design**

Water well design-well diameter, well depth, well screen-screen length, slot size, screen diameter and screen selection, design of collector wells, infiltration gallery.

UNIT III**Well Construction and Development**

Water wells, drilling methods-rotary drilling, percussion drilling, well construction-installation of well screens-pull-back method, open-hole, bail-down and wash-down methods, well development-mechanical surging using compressed air, high velocity jetting of water, over pumping and back washing, well completion, well disinfection, well maintenance.

UNIT IV**Artificial Recharge**

Concept of artificial recharge of groundwater, recharge methods-basin, stream-channel, ditch and furrow, flooding and recharge well methods, recharge mounds and induced recharge.

Saline Water Intrusion

Occurrence of saline water intrusion, Ghyben- Herzberg relation, Shape of interface, control of saline water intrusion.

UNIT – V**Geophysics**

Surface methods of exploration of groundwater – Electrical resistivity and Seismic refraction methods, Sub-surface methods – Geophysical logging and resistivity logging. Aerial Photogrammetry applications.

UNIT – VI**Groundwater Modelling and Management**

Basic principles of groundwater modelling- Analog models-viscous fluid models and membrane models, digital models-Finite difference and finite element models, Concepts of groundwater management, basin management by conjunctive use-case studies.

TEXT BOOKS:

1. 'Groundwater' by Raghunath H M, New Age International Publishers, 2005.
2. 'Groundwater Hydrology' by Todd D.K., Wiley India Pvt Ltd., 2014.
3. 'Groundwater Hydrology' by Todd D K and L W Mays, CBS Publications, 2005.

REFERENCES:

1. 'Groundwater Assessment and Management' by Karanth K R, Tata McGraw Hill Publishing Co., 1987.
2. 'Groundwater Hydrology' by Bouwer H, McGraw Hill Book Company, 1978.
3. 'Groundwater Systems Planning and Management' by Willis R and W.W.G. Yeh, Prentice Hall Inc., 1986.
4. 'Groundwater Resources Evaluation' by Walton W C, Mc Graw Hill Book Company, 1978.

CE706 (e) - TRAFFIC ENGINEERING**(Elective-II)**

Lecture :	3 hrs/Week	Internal Assessment :	Marks
Tutorial :	1 Hrs/Week	Semester End Examination :	Marks
Practical :	--	Credits :	3

Course Learning Objectives:

The objective of this course is:

1. To know various components and characteristics of traffic.
2. To know various traffic control devices and principles of highway safety.
3. To understand the detrimental effects of traffic on environment
4. To know highway capacity and level of service concepts.
5. To learn about intelligent vehicle highway systems.

Course Outcomes:

At the end of course, Student can

- a. Determine traffic speed, volume, travel time and density.
- b. Design traffic signals
- c. Determine highway capacity

SYLLABUS:**UNIT- I**

Components Of The Traffic System: Human-Vehicle–Environment System; characteristics of Road users, Vehicles, Highways and their classification; Traffic Studies:Inventories; Volume studies; Speed, Travel time and Delay studies; Intersection studies; Pedestrian studies; Parking studies; Accident studies.

UNIT- II

Traffic Characteristics: Microscopic and macroscopic flow characteristics: Time headways; Temporal, spatial and model flow patterns; Interrupted and Un interrupted traffic. Microscopic and macroscopic speed characteristics: Vehicular speed Trajectories; Speed characteristics – Mathematical distribution; Speed and travel time variations; Travel time and delay studies. Microscopic and Macroscopic density characteristics: Distance headway characteristics; Car-following theories; Density measurement techniques; Density contour maps.

UNIT- III

Traffic Control Devices & Highway Safety: Traffic signs & Markings; Signal Warrants; Signal phasing and Development of phase plans; Fixed and Vehicle activated signals; Webster method; ARRB method; Drew's Method; IRC method; Signal coordination; Area Traffic control. Accident characteristics – Road – Driver – Vehicle; Accident recording and Analysis; Highway Safety Improvement Program; Safety Audit.

UNIT- IV

Environmental Considerations: Air pollution: Kinds of pollutants; Air pollution standards; Measures of air quality; modelling and control. Noise pollution: Measurement of sound levels; Acceptable limits, Prediction of noise levels, Traffic noise control.

UNIT- V

Highway Capacity And Level Of Service: Capacity and level of service; Factors affecting Capacity and LOS; Capacity of Rural Highways, Capacity of Urban Roads; HCM and IRC standards.

UNIT- VI

Intelligent Vehicle – Highway Systems: Traffic surveillance and monitoring; IVHS programs, Role of IVHS, IVHS categories, Benefits and Costs of IVHS.

TEXT BOOKS

1. 'Traffic Engineering: Theory and Practice' by Pignataro LJ., Prentice hall, Inc.
2. 'Traffic and Transport planning' by Kadiyali L.R., Khanna Publishers.

REFERENCES:

1. 'Traffic Engineering Hand Book' by Institute of Transportation Engineers, 4 Ed., Prentice Hall
2. 'Traffic Engineering' by Mc Shane, WR and RP Roess, Prentice Hall.
3. 'Highway Traffic analysis and design' by Salter RJ and NB Hounsell, 3rd ed., Macmillan.
4. 'Traffic Planning and Engineering' by Hobbs FD., Pergamon press
5. 'Traffic flow fundamentals' by May, AD., Prentice Hall.

CE706 (f) - INFRASTRUCTURE MANAGEMENT**(Elective-II)**

Lecture :	3 hrs/Week	Internal Assessment :	Marks
Tutorial :	1 Hrs/Week	Semester End Examination :	Marks
Practical :	--	Credits :	3

Course Learning Objectives:

Infrastructure Management focuses on the processes necessary for the planning and development of new infrastructure, and on maintaining and operating mature infrastructure for sustainability. A wide variety of management topics are covered, such as infrastructure planning, infrastructure economics, infrastructure management systems, optimal maintenance management, reliability of infrastructure systems, asset valuation and utilization, and infrastructure planning under risk and uncertainty.

Course Outcomes:

Upon the successful completion of this course, the students will be able to:

SYLLABUS:**UNIT-I**

Performance Measures & Deterioration Modeling:Defining performance, Common characteristics of infrastructures, Condition assessment and condition indices; Different types of deterioration models; Empirical and Mechanistic models, Markov and Semi-Markov models, Risk-based deterioration modeling

UNIT-II

PRIORITIZATION AND MAINTENANCE PLANNING & POLICY:Needs Analysis, Ranking by single criteria, Ranking by fixed and variable trigger points,Single/multiple-year prioritization; Different types of maintenance planning, Maintenance policy.

UNIT-III

INFRASTRUCTURE ECONOMICS:Costs and benefits, Trade-off Analysis, Cost-effectiveness technique and Budget allocation.

UNIT-IV

OPTIMIZATION: Objective functions, decision variables and constraints, Optimization techniques, Optimal maintenance planning.

UNIT-V

Asset Management System: Management System, Components of Asset Management System.

UNIT-VI

Tools and Technology: Destructive Testing, Nondestructive Testing, Database Management System for Inventory Data Control, Other Information Technology.

TEXT BOOKS:

1. 'Infrastructure Management' by Hudson, Haas and Uddin, McGraw-Hill, 1997.
2. 'Infrastructure Engineering and Management' Grigg, N., John Wiley & Sons, 1998.
3. 'Infrastructure Condition: Art, Science and Practice' by Saito, M., ASCE, 1997.

REFERENCES:

1. 'Markov Chains' by Norris, J. R., Cambridge University Press, 1997.
2. 'Pavement Management for Airports, Roads and Parking Lots' by Kluwer, Shahin M, Kluwer Academic Publisher, 1994.

IV Year – II SEMESTER

T	P	C
3+1*	0	3

(Elective-III)**CE803 (a) - ADVANCED FOUNDATION ENGINEERING**

Lecture :	3 hrs/Week	Internal Assessment :	Marks
Tutorial :	1 Hrs/Week	Semester End Examination :	Marks
Practical :	--	Credits :	3

Course Learning Objectives:

The objective of this course is:

1. To enable the student to appreciate how Meyerhof's general bearing capacity equations are important over Terzaghi's bearing capacity equation.
2. To teach the student special methods of computation of settlements and the corrections to be applied to settlements.
3. To enable the student to understand the advanced concepts of design of pile foundations.
4. To teach the student the problems posed by expansive soils and the foundation practices appropriate to expansive soils.
5. To enable the student to learn the difference between isolated and combined footings, the determination of bearing capacity of mats and proportioning of footings.

Course Outcomes:

Upon successful completion of this course, student will be able to

- a. Compute the safe bearing capacity of footings subjected to vertical and inclined loads.
- b. Understand the advanced methods of settlement computations and proportion foundation footings.
- c. Appreciate the methods of computing the pull-out capacity and negative skin friction of piles and compute the settlements of pile groups in clays.
- d. Appreciate the problems posed by expansive soils and the different foundation practices devised.
- e. Appreciate the difference between isolated footings and combined footings and mat foundations.

SYLLABUS:**UNIT-I**

Bearing capacity of Foundations using general bearing capacity equation – Meyerhof's, Brinch Hansen's and Vesic's methods.

UNIT-II

Settlement analysis: Immediate settlement of footings resting on granular soils – Schmertmann & Hartman method – De Beer and Martens method - Immediate settlement in clays – Janbu's method – correction for consolidation settlement using Skempton and Bjerrum's method – Correction for construction period.

UNIT-III

Mat foundations – Purpose and types of isolated and combined footings – Mats/ Rafts – Proportioning of footings – Ultimate bearing capacity of mat foundations – allowable bearing capacity of mats founded in clays and granular soils – compensated rafts.

UNIT-IV

Earth-retaining structures – cantilever sheet piles – anchored bulkheads – fixed and free earth support methods – design of anchors – braced excavations – function of different components – forces in ties – stability against bottom heave.

UNIT-V

Pile foundations – single pile versus group of piles – load-carrying capacity of pile groups – negative skin friction (NSF) -settlement of pile groups in sands and clays – laterally loaded piles in granular soils – Reese and Matlock method – laterally loaded piles in cohesive soils – Davisson and Gill method – Broms' analysis.

UNIT-VI

Foundations in expansive soils – definitions of swell potential and swelling pressure – determination of free swell index – factors affecting swell potential and swelling pressure – foundation practices – sand cushion method – CNS layer - drilled piers and belled piers – under-reamed piles – moisture control methods.

TEXT BOOKS:

1. 'Basic and applied soil mechanics' by Gopal Ranjan and ASR Rao, New Age Publishers.

2. 'Soil Mechanics and Foundation Engineering' by VNS Murthy, CBS Publishers.
3. 'Principles of Foundation Engineering' by BM Das, Thomson Brooks/Cole.

REFERENCE BOOKS:

1. 'Foundation Analysis and Design' by JE Bowles, John Wiley.
2. 'Foundation Design' by WC Teng, Prentice Hall Publishers.

CE803 (b) - SOLID WASTE MANAGEMENT**(Elective-III)**

Lecture :	3 hrs/Week	Internal Assessment :	Marks
Tutorial :	1 Hrs/Week	Semester End Examination :	Marks
Practical :	--	Credits :	3

Course Learning Objectives:

The objective of this course is:

1. To impart the knowledge the methods of collection and optimization of collection routing of municipal solid waste.
2. To acquire the principles of treatment of municipal solid waste
3. To know the impact of solid waste on the health of the living beings
4. To learn the criterion for selection of landfill and its design
5. To plan the methods of processing such as composting the municipal organic waste.

Course Learning Outcomes

Upon successful completion of this course, the students will be able to:

- a. Design the collection systems of solid waste of a town
- b. Design treatment of municipal solid waste and landfill
- c. To know the criteria for selection of landfill
- d. To characterise the solid waste and design a composting facility

SYLLABUS:**UNIT- I**

Introduction to Solid Waste Management: Goals and objectives of solid waste management, Classification of Solid Waste - Factors Influencing generation of solid waste - sampling and characterization –Future changes in waste composition, major legislation, monitoring responsibilities.

UNIT- II

Basic Elements In Solid Waste Management: Elements and their inter relationship – principles of solid waste management- onsite handling, storage and processing of solid waste

Collection of Solid Waste: Type and methods of waste collection systems, analysis of collection system - optimization of collection routes– alternative techniques for collection system.

UNIT- III

Transfer and Transport: Need for transfer operation, compaction of solid waste - transport means and methods, transfer station types and design requirements.

UNIT- IV

Separation and Transformation of Solid Waste: unit operations used for separation and transformation: shredding - materials separation and recovery, source reduction and waste minimization.

UNIT- V

Processing and Treatment: Processing of solid waste - Waste transformation through combustion and composting, anaerobic methods for materials recovery and treatment – Energy recovery – biogas generation and cleaning– Incinerators.

UNIT- VI

Disposal of Solid Waste: Methods of Disposal, Landfills: Site selection, design and operation, drainage and leachate collection systems –designated waste landfill remediation.

TEXT BOOKS

1. George Tchobanoglous “Integrated Solid Waste Management”, McGraw Hill Publication, 1993

REFERENCES

1. Vesilind, P.A., Worrell, W., Reinhart, D. “Solid Waste Engineering”, Cenage learning, New Delhi, 2004
2. Charles A. Wentz; “Hazardous Waste Management”, McGraw Hill Publication, 1995.

CE803 (c) - EARTHQUAKE RESISTANT DESIGN**(Elective-III)**

Lecture :	3 hrs/Week	Internal Assessment :	Marks
Tutorial :	1 Hrs/Week	Semester End Examination :	Marks
Practical :	--	Credits :	3

Course Learning Objectives:

The objective of this course is:

1. Familiarize Students with Engineering Seismology
2. Equip student with concepts of Structural Dynamics
3. Understand Concepts of Seismic Design
4. Familiarize with Design philosophies for Seismic loading
5. Familiarize students with various IS codal provisions for ductile design and detailing

Course Outcomes:

At the end of this course the student will be able to

- a) Explain fundamentals of Engineering Seismology
- b) Acquaint with the principles Structural dynamics
- c) Solve SDOF Systems and suggest ductile design
- d) Compute equivalent lateral seismic loads and carryout a seismic design as per IS codal provisions

SYLLABUS:**UNIT-I**

Engineering seismology – rebound theory – plate tectonics – seismic waves – Earthquake size and various scales – local site effects – Indian seismicity – seismic zones of India – theory of vibrations – near ground and far ground rotation and their effects.

UNIT-II

Introduction to Structural Dynamics: Fundamental objective of Dynamic analysis – Types of prescribed loadings – Formulation of the Equations of Motion– Elements of a Vibratory system – Degrees of Freedom - Oscillatory motion – Simple Harmonic Motion – Free Vibrations of Single Degree of Freedom (SDOF) systems – Undamped and Damped – Critical damping – Logarithmic decrement – Forced vibrations of SDOF systems – Harmonic excitation – Dynamic magnification factor.

UNIT-III

Seismic design concepts – EQ load on simple building – load path – floor and roof diaphragms – seismic resistant building architecture – plan configuration – vertical configuration – pounding effects – mass and stiffness irregularities – torsion in structural system- Provision of seismic code (IS 1893 & 13920) – Building system – frames – shear wall – braced frames – layout design of Moment Resisting Frames (MRF) – ductility of MRF – Infill wall – Non-structural elements.

UNIT-IV

Calculation of equivalent lateral force- Design Base Shear- Storey Shear, Estimation of Natural period of Structure, Computation of Response acceleration Coefficient- Zone factor- Seismic weight- Response reduction factors- Seismic Coefficient Method.

UNIT-V

Design and ductile detailing of Beams and columns of frames -Concept of strong column weak beams, Ductility criteria for earthquake resistant design, Ductile detailing of flexural members as per IS 13920- Longitudinal reinforcement, Shear reinforcement, Anchorage of reinforcement-Development length, Lap Splices.

UNIT-VI

Seismic Analysis and design of simple 2-storied RC Building frame – Equivalent static lateral force method and response spectrum method.

TEXT BOOK

1. 'Earthquake Resistant Design of Structures' -Pankaj Agarwal and Manish ShriKhande, Prentice – Hall of India, 2007, New Delhi.
2. 'Earthquake Resistant Design of Building Structures' by Vinod Hosur, Wiley India Ltd.
3. 'Reinforced Concrete Design' by A. K. Jain.

REFERENCES

1. 'Introduction to the Theory of Seismology' by Bullen K.E., Great Britain at the University Printing houses, Cambridge University Press 1996.
2. Relevant code of practices.

CE803 (d) - WATERSHED MANAGEMENT**(El3ective-III)**

Lecture :	3 hrs/Week	Internal Assessment :	Marks
Tutorial :	1 Hrs/Week	Semester End Examination :	Marks
Practical :	--	Credits :	3

Course Learning Objectives:

The course is designed to:

1. introduce the concept of watershed management
2. understand the watershed characteristics
3. learn the principles of soil erosion and measures to control erosion
4. appreciate various water harvesting techniques.
5. learn land management practices for various land use/land cover.
6. introduce concepts of watershed modelling.

Course outcomes

At the end of the course the student will be able to

- a. calculate watershed parameters and analyse watershed characteristics to take appropriate management action.
- b. quantify soil erosion and design control measures.
- c. apply land grading techniques for proper land management .
- d. suggest suitable harvesting techniques for better watershed management.
- e. apply appropriate models for watershed management.

SYLLABUS:**UNIT-I**

Introduction: Concept of watershed development, objectives of watershed development, need for watershed development, Integrated and multidisciplinary approach for watershed management.

UNIT-II

Characteristics of Watersheds: Size, shape, physiography, slope, climate, drainage, land use, vegetation, geology and soils, hydrology and hydrogeology, socio-economic characteristics, basic data on watersheds.

UNIT-III

Principles of Erosion: Types and causes of erosion, factors affecting erosion, estimation of soil loss due to erosion- Universal soil loss equation.

Measures to Control Erosion: Contour techniques, ploughing, furrowing, trenching, bunding, terracing, gully control, check dams , rock-fill dams, brushwood dam, Gabion.

UNIT-IV

Water Harvesting: Techniques of rain water harvesting- rain water harvesting from roof top, surface flow harvesting, subsurface flow harvesting, stop dams, farm ponds and dugout ponds, percolation tanks.

UNIT-V

Land Management: Land use and Land capability classification, management of forest, agricultural, grassland and wild land, land grading operation, Reclamation of saline and alkaline soils.

UNIT-VI

Watershed Modelling: Data of watershed for modelling, application and comparison of watershed models, model calibration and validation, advances of watershed models.

TEXT BOOKS:

1. 'Watershed Management' by Das MM and M.D Saikia, PHI Learning Pvt. Ltd, 2013.
2. 'Land and Water Management' by Murthy.VVN, Kalyani Publications, 2007.
3. 'Watershed Management' by Murthy J V S, New Age International Publishers, 2006.

REFERENCES:

1. 'Water Resource Engineering'by Wurbs R A and James R A, Prentice Hall Publishers, 2002.
2. 'Watershed Hydrology' by Black P E, Prentice Hall, 1996.

CE803 (e) - PAVEMENT ANALYSIS AND DESIGN**(Elective-III)**

Lecture :	3 hrs/Week	Internal Assessment :	Marks
Tutorial :	1 Hrs/Week	Semester End Examination :	Marks
Practical :	--	Credits :	3

Course Learning Objectives:

The objective of this course is:

1. To know various factors affecting pavement design
2. To know various concepts for the stresses in pavements.
3. To understand material characterisation and mix design concepts.
4. To acquire design principles of flexible and rigid pavements.
5. To acquire design principles of shoulders, overlays and drainage.

Course Outcomes:

At the end of course, Student can

- a. Design flexible and rigid pavements using various methods
- b. Design shoulders, overlays and drainage.

SYLLABUS:**UNIT-I**

Factors Affecting Pavement Design: Variables Considered in Pavement Design, Types of Pavements, Functions of Individual Layers, Classification of Axle Types of Rigid Chassis and Articulated Commercial Vehicles, Legal Axle and Gross Weights on Single and Multiple Units, Tire Pressure, Contact Pressure, EAL and ESWL Concepts, Traffic Analysis: ADT, AADT, Truck Factor, Growth Factor, Lane, Directional Distributions & Vehicle Damage Factors, Effect of Transient & Moving Loads.

UNIT-II

Stresses In Pavements: *Vehicle-Pavement Interaction:* Transient, Random & Damping Vibrations, Steady State of Vibration, Experiments on Vibration, Stress Inducing Factors in Flexible and Rigid pavements; ***Stress in Flexible Pavements:*** Visco-Elastic Theory and Assumptions, Layered Systems Concepts, Stress Solutions for One, Two and Three Layered Systems, Fundamental Design Concepts; ***Stresses in Rigid Pavements:*** Westergaard's Theory and Assumptions, Stresses due to Curling, Stresses and Deflections due to Loading, Frictional Stresses, Stresses in Dowel Bars & Tie Bars, Introduction to DAMA, KENLAYER & KENSLABS Programs.

UNIT-III

Material Characterisation & Mix Design Concepts: CBR and Modulus of Subgrade Reaction of Soil, Mineral aggregates – Blending of aggregates, binders, polymer and rubber modified bitumen, Resilient, Diametral Resilient and Complex (Dynamic) Moduli of Bituminous Mixes, Permanent Deformation Parameters and other Properties, Effects and Methods of Stabilisation and Use of Geo Synthetics; Marshall's and Hveem's Methods of Bituminous Concrete Mix Design, Field Implications of Stability and Flow Values, Introduction to Super Pave Mix Design, IRC Cement Concrete Mix Design.

UNIT-IV

Design of Flexible Pavements: Flexible Pavement Design Concepts, Asphalt Institute's Methods with HMA and other Base Combinations, AASHTO, Road Note No 29 & IRC Methods, Design of Runways & Taxiways, Design of Low Volume Rural Roads.

UNIT-V

Design Of Rigid Pavements: Calibrated Mechanistic Design Process, PCA, AASHTO & IRC Specifications, Introduction to Prestressed and Continuously Reinforced Cement Concrete Pavement Design, Rigid Pavement Design for Low Volume Rural Roads.

UNIT-VI

Design Of Shoulders, Overlays & Drainage: Shoulder Design Considerations, Traffic Prediction, Parking, Regular & Encroaching Traffic, Thickness Design Specifications for Flexible & Rigid Shoulders; Types & Design of Overlays: AI's Principal Component Analysis & IRC Methods of Overlay Design, Importance of Profile Correction Course; Pavement Drainage Concepts, Drainage Related Failures, Inflow-Outflow Concepts, Condition of Continuity, Surface and Sub Surface Drainage Design Specifications.

TEXT BOOKS:

1. 'Pavement Analysis and Design' by Yang H. Huang, Pearson Education, Second Edition.
2. 'Principles of Pavement Design' by Yoder.J. & Witczak Mathew, W. John Wiley & Sons Inc.
3. 'Pavement Design' by Srinivasa Kumar R, Universities Press, Hyderabad.

REFERENCES:

1. 'Design of Functional Pavements' by Nai C. Yang, McGraw Hill Publications.
2. 'Concrete Pavements' by AF Stock, Elsevier, Applied Science Publishers.
3. 'Pavement and Surfacing for Highway & Airports' by Micheal Sargious, Applied Science Publishers Limited.
4. 'Dynamics of Pavement Structures' by G. Martineek, Chapmen & Hall Inc.
5. 'Principles of Transportation Engineering' by Patha Chakroborty and Animesh Das, PHI Learning Private Limited, Delhi.

CE803 (f) - GREEN BUILDINGS**(Elective-III)**

Lecture :	3 hrs/Week	Internal Assessment :	Marks
Tutorial :	1 Hrs/Week	Semester End Examination :	Marks
Practical :	--	Credits :	3

Course Learning Objectives:

The objective of this course is:

Course Outcomes:

Upon the successful completion of this course, the students will be able to:

SYLLABUS:**UNIT-I**

Green Buildings: Definition of Green Buildings, typical features of green buildings, benefits of Green Buildings- Sustainable site selection and planning of buildings to maximize comfort, day lighting, ventilation, planning for storm water drainage

UNIT- II

Environmentally friendly building materials and technologies: Natural Materials like bamboo, timber, rammed earth, stabilized mud blocks, hollow blocks, lime & lime-pozzolana cements, materials from agro and industrial waste, ferro-cement and ferro-concrete, alternative roofing systems, various paints reducing the heat gain of the building, etc.

UNIT - III

Energy and resource conservation: Need for energy conservation, various forms of energy used in buildings, embodied energy of materials, energy used in transportation and construction processes- water conservation systems in buildings-water harvesting in buildings – waste to energy management in residential complexes or gated communities.

UNIT- IV

Use of renewable energy resources: Wind and Solar Energy Harvesting, potential of solar energy in India and world, construction and operation of various solar appliances, success case studies of fully solar energy based buildings in India.

UNIT- V

Climate Design: Local climatic conditions – temperature, humidity, wind speed and direction-impact of climate change on built environment - comforts: the desirable conditions – Principles of thermal design - means of thermal –light and lighting-building acoustics- energy efficient lighting, Ventilation and air quality requirement, various techniques for passive cooling, garden roofs, case studies for passive cooling and thermal comfort.

UNIT- VI

Green Building Rating Systems: Introduction to Leadership in Energy and Environment Design (LEED), Green Rating systems for Integrated Habitat Assessment - Modular wastewater treatment systems for built environment - Building automation and building management systems.

TEXT BOOKS:

1. 'Alternative building materials and technologies' by K.S. Jagadish, B.V. Venkatarama Reddy and K.S. Nanjunda Rao.
2. 'Non-Conventional Energy Resources' by G. D. Rai, Khanna Publishers.

REFERENCES:

IV Year – II SEMESTER

T	P	C
3+1*	0	3

(Elective-IV)**CE804 (a) - SOIL DYNAMICS AND MACHINE FOUNDATIONS**

Lecture :	3 hrs/Week	Internal Assessment :	Marks
Tutorial :	1 Hrs/Week	Semester End Examination :	Marks
Practical :	--	Credits :	3

Course Learning Objectives:

The basic course in soil mechanics/geotechnical engineering generally introduces the fundamental concepts, principles and applications of soil as engineering material with properties under static loading.

This course on ‘Soil Dynamics’ discusses

1. About the fundamentals of vibrations
2. about the behaviour and properties/response of soil as a material which is subjected to various types of dynamic or cyclic time-dependent loadings.
3. the design and analysis for machine foundations come along with this course to consider the dynamic properties of both soil and foundation as combined mass. Behaviour of various geotechnical structures such as shallow and deep foundations, retaining structures due to various types of time-dependent dynamic loading are discussed here along with the reference to design code provisions.
4. Phenomena like liquefaction and lateral spreading of soil are also discussed.
5. Discusses about the laboratory and filed tests to compute the dynamic soil properties of the soil mass.

Course Outcomes:

On successful completion of these course, the student able to

- a. Use theory of vibrations to find the behavior of soil under dynamic loading.
- b. Design machine foundations under different loads and soil conditions.
- c. Understand the liquefaction phenomena.
- d. Conduct various laboratory and filed tests to determine the dynamic soil properties and its interpretation.

- e. Design vibration isolators under any vibratory machines.

SYLLABUS:

UNIT-I

Introduction: Types of motion- SHM- Fundamental definitions- SDOF systems- Free and forced vibration with and without damping - Constant force and rotating mass type excitation –Types of damping-Equivalent stiffness of springs in series and parallel. – Resonance and its effect - magnification-logarithmic decrement –Transmissibility.

UNIT-II

Theories of Vibration Analysis- EHS Theory and lumped parameter model-Different modes of vibration- Natural frequency of foundation soil system – Barkan and IS methods – Pressure bulb concept – Reisner Theory – Limitations of Reisner theory – Sung’s solutions -- Pauw’s Analogy – Heigh’s Theory.

UNIT-III

Dynamic properties of soils, Determination of E, G and Poisons ratio from field and laboratory tests, recommendations of Indian codes- Stress waves in bounded elastic medium- Use of wave theory in the determination of elastic properties, Elastic coefficients of soils and their determination- damping factor from free and forced vibration tests.– Block vibration test – Determination of Damping factor.

UNIT-IV

Types of machine foundations – general requirements design – criteria for machine foundations, permissible amplitudes and bearing pressure
Design data, design criteria, IS code provisions for the design foundations of reciprocating machines.

UNIT-V

Design data, design criteria, IS code provisions for the design foundations of Impact type of machines.

UNIT-VI

Vibration Isolation: Transmissibility, Principles of isolation- Methods of isolation- Vibration isolators- Types and their characterizes
Special Topics: Liquefaction of soils, CSR, CRR, Factor of safety against liquefaction - Dynamic bearing capacity, Earth retaining structures under dynamic loads.

TEXT BOOK:

1. 'Vibrations of Soils and Foundations' by Richart Hall and Woods

REFERENCES:

1. 'Vibration Analysis and Foundation Dynamics' by NSV Kameswara Rao, Wheeler Publishing, New Delhi.
2. 'Foundations of Machines- Analysis and Design' by Prakash and Puri.
3. 'Analysis and design of Foundations for Vibrations' by P J Moore
4. 'Fundamentals of Soil Dynamics' by B M Das
5. 'Dynamics of bases and Foundations' by D D Barkar

CE804 (b) - ENVIRONMENTAL AND INDUSTRIAL HYGIENE**(Elective-IV)**

Lecture :	3 hrs/Week	Internal Assessment :	Marks
Tutorial :	1 Hrs/Week	Semester End Examination :	Marks
Practical :	--	Credits :	3

Course Learning Objectives:

The objective of this course is:

1. To provide with information regarding Occupational health, Hygiene, workplace safety.
2. To make aware of regulations, codes of practice in industrial hygiene.
3. To impart basic knowledge on industrial fatigue and ergonomics.
4. To know the basic right of an employee on safety aspects.

Course Learning Outcomes

Upon successful completion of this course, the students will be able to:

1. Identify aspects related to occupational health, Hygiene, workplace safety in an industry.
2. Know the regulations, codes of practice available with reference to industrial hygiene.
3. Enlist the common points related to ergonomics.
4. Know the safety equipment and the basic right of an employee on safety aspects.

SYLLABUS:**UNIT- I**

Introduction: Need for developing Environment, Health and Safety systems in work places. Status and relationship of Acts, Regulations and Codes of Practice. Role of trade union safety representatives.

UNIT- II

Occupational Health and Hygiene: Definition of the term occupational health and hygiene. Categories of health hazards. Exposure pathways and human responses to hazardous and toxic substances. Advantages and limitations of environmental monitoring and occupational exposure limits. Hierarchy of control measures for occupational health risks. Control methods and reduction strategies for noise, radiation and excessive stress. OHSAS.

UNIT- III

Workplace Safety and Safety Systems: Features of the satisfactory design of work premises, ventilation. Safe installation and use of electrical supplies.

Fire safety and first aid provision. Significance of human factors in the establishment and effectiveness of safe systems. Safe systems of work for manual handling operations. Control methods to eliminate or reduce the risks arising from the use of work equipment. Requirements for the safe use of display screen equipment. Procedures and precautionary measures necessary when handling hazardous substances- Contingency arrangements for events of serious and imminent danger.

UNIT -IV

Techniques of Environmental Safety: Methods of effective implementation and review of health & safety policies. Functions and techniques of risk assessment, Investigation of accidents- Principles of quality management systems in health and safety management.

UNIT- V

Industrial Fatigue and Ergonomics:

Fatigue: Types of fatigue - circadian rhythms- sleep cycle-sleep debt-effects of fatigue-factors contributing to fatigue- mitigation of fatigue.

Ergonomics: definition-boundaries of ergonomics- objectives and principles of ergonomics-ergonomics relation with health and safety-ergonomics problems in work place-ergonomics improvements-identification of poor posture and risks.

UNIT- VI

Education and Training: Relationship between quality manuals, safety policies and written risk assessments. Records and other documentation required by an organisation for health and safety. Principles and methods of effective training- Feedback and evaluation mechanism.

TEXT BOOKS:

REFERENCES:

1. 'Environmental and Health and Safety Management' by Nicholas P. Cheremisinoff and Madelyn L.Graffia, William Andrew Inc. NY, 1995
2. 'The Facility Manager's Guide to Environmental Health and Safety' by Brian Gallant, Government Inst Publ., 2007.
3. 'Effective Environmental, Health, and Safety Management Using the Team Approach' by Bill Taylor, Culinary and Hospitality Industry Publications Services 2005.

CE804 (c) - REPAIR AND REHABILITATION OF STRUCTURES**(Elective-IV)**

Lecture :	3 hrs/Week	Internal Assessment :	Marks
Tutorial :	1 Hrs/Week	Semester End Examination :	Marks
Practical :	--	Credits :	3

Course Learning Objectives:

The objective of this course is:

1. Familiarize Students with deterioration of concrete in structures
2. Equip student with concepts of NDT and evaluation
3. Understand failures and causes for failures in structures
4. Familiarize different materials and techniques for repairs
5. Understand procedure to carryout Physical evaluation of buildings and prepare report.

Course Outcomes:

At the end of this course the student will be able to

- a. Explain deterioration of concrete in structures
- b. Carryout analysis using NDT and evaluate structures
- c. Assess failures and causes of failures in structures
- d. Carryout Physical evaluation and submit report on condition of the structure.

SYLLABUS:**UNIT - I**

Deterioration of concrete in structures: Physical processes of deterioration like Freezing and Thawing, Wetting and Drying, Abrasion, Erosion, Pitting, Chemical processes like Carbonation, Chloride ingress, Corrosion, Alkali aggregate reaction, Sulphate attack Acid attack, temperature and their causes, Mechanism, Effect, preventive measures. - Cracks:Cracks in concrete, type, pattern, quantification, measurement & preventive measures.

UNIT- II

Non Destructive Testing- Non destructive test methods for concrete including Rebound hammer, Ultrasonic pulse velocity, Rebar locator, Corrosion meter, Penetration resistance and Pull out test, Core cutting-Corrosion: Methods for corrosion measurement and assessment including half-cell potential and resistivity, Mapping of data.

UNIT-III

Failure of buildings: Definition of building failure-types of failures- Causes of Failures- Faulty Design, Accidental over Loading, Poor quality of material and Poor Construction practices- Fire damage - Methodology for investigation of failures-diagnostic testing methods and equipments-repair of cracks in concrete

UNIT-IV

Materials for repair and rehabilitation -Admixtures- types of admixtures- purposes of using admixtures- chemical composition- Natural admixtures- Fibres- wraps- Glass and Carbon fibre wraps- Steel Plates-Concrete behavior under corrosion, disintegrated mechanisms- moisture effects and thermal effects – Visual investigation- Acoustical emission methods- Corrosion activity measurement- chloride content – Depth of carbonation- Impact echo methods- Ultrasound pulse velocity methods- Pull out tests.

UNIT: V

Repair Techniques: Grouting, Jacketing, Shotcreting, externally bonded plates, Nailing, Underpinning and under water repair; Materials, Equipments, Precautions and Processes.

UNIT: VI

Investigation of structures: Distress, observation and preliminary test methods. Case studies: related to rehabilitation of bridge piers, dams, canals, heritage structures, corrosion and erosion damaged structures.

TEXT BOOKS:

1. 'Maintenance & Repair of Civil Structures' by B.L. Gupta & Amit Gupta.
2. 'Rehabilitation of Concrete Structures' by B. Vidivelli, Standard Publishers.
3. 'Concrete Bridge Practice Construction, Maintenance & Rehabilitation' by V. K. Raina.

REFERENCES:

1. 'Concrete Structures- protection Repair and Rehabilitation' by R. Doodge Woodson, BH Publishers

CE804 (d) - WATER RESOURCES SYSTEM PLANNING AND MANAGEMENT

(Elective-IV)

Lecture :	3 hrs/Week	Internal Assessment :	Marks
Tutorial :	1 Hrs/Week	Semester End Examination :	Marks
Practical :	--	Credits :	3

Course Learning Objectives:

The course is designed to

1. introduce the concepts of system analysis in the planning, design, and operation of water resources.
2. appreciate mathematical optimization methods and models.
3. learn and apply basic economic analysis tools to water resources projects.
4. understand linear, nonlinear and dynamic programming techniques and apply them to various water resources systems planning and design problems.
5. appreciate simulation and management techniques in water resources systems.

Course Outcomes

At the end of the course the student will be able to

- a. apply optimization methods to solve problems related to water resource systems.
- b. perform basic economic analysis to evaluate the economic feasibility of water resources projects
- c. formulate optimization models for decision making in water resources systems.
- d. use simulation models for planning and design of Water Resources Systems.

SYLLABUS:

UNIT – I

Introduction: Concepts of systems analysis, definition, systems approach to water resources planning and management, role of optimization models, objective function and constraints, types of optimization techniques.

UNIT – II

Linear programming: Formulation of linear programming models, graphical method, simplex method, application of linear programming in water resources, revised simplex method, duality in linear programming, sensitivity analysis.

UNIT – III

Dynamic programming: Principles of optimality, forward and backward recursive dynamic programming, curse of dimensionality, application for resource allocation.

UNIT – VI

Non-linear optimization techniques: Classical optimization techniques, Lagrange methods, Kuhn-Tucker conditions, Search techniques, overview of Genetic Algorithm

UNIT – V

Water Resources Economics: Basics of engineering economics, economic analysis, conditions of project optimality, benefit and cost analysis

UNIT – VI

Simulation and management: Application of simulation techniques in water resources, planning of reservoir system, optimal operation of single reservoir system, allocation of water resources, optimal cropping pattern, conjunctive use of surface and sub-surface water resources.

TEXT BOOKS:

1. 'Water Resources System Analysis' by Vedula S and P P Mujumdar, McGraw Hill Company Ltd, 2005.
2. 'Water Resources Economics' by James D and R. Lee, Oxford Publishers, 2005.

REFERENCES:

1. 'Water Resources Systems Planning and Management - An Introduction to Methods, Models and Applications' by Loucks D P and E V Bee, UNESCO Publications, 2005 (http://ecommons.cornell.edu/bitstream/1813/2804/21/00_intro.pdf)
2. 'Optimal design of water distribution networks' by Bhawe, P. R, Narosa Publishing house, 2003.

CE804 (e) - URBAN TRANSPORTATION PLANNING**(Elective-IV)**

Lecture :	3 hrs/Week	Internal Assessment :	Marks
Tutorial :	1 Hrs/Week	Semester End Examination :	Marks
Practical :	--	Credits :	3

Course Learning Objectives:

The objective of this course is:

1. To learn various procedures for travel demand estimation .
2. To various data collection techniques for OD data.
3. To know various models and techniques for trip generation, trip distribution, mode choice and traffic assignment.
4. To develop alternative urban transport network plans.

Course Outcomes:

At the end of course, Student can

- a. Estimate travel demand for an urban area.
- b. Plan the transportation network for a city.
- c. Identify the corridor and plan for providing good transportation facilities.
- d. Evaluate various alternative transportation proposals.

SYLLABUS:**UNIT -I**

Urban Transportation Problems & Travel Demand: Urban Issues, Travel Characteristics, Evolution of Planning Process, Supply and Demand – Systems approach; Trends, Overall Planning process, Long term Vs Short term planning, Demand Function, Independent Variables, Travel Attributes, Assumptions in Demand Estimation, Sequential, and Simultaneous Approaches, Aggregate and Disaggregate Techniques.

UNIT -II

Data Collection And Inventories: Collection of data – Organisation of surveys and Analysis, Study Area, Zoning, Types and Sources of Data, Road Side Interviews, Home Interview Surveys, Commercial Vehicle Surveys, Sampling Techniques, Expansion Factors, Accuracy Checks, Use of Secondary Sources, Economic data – Income – Population – Employment – Vehicle Owner Ship.

UNIT -III

Trip Generation & Distribution:UTPS Approach, Trip Generation Analysis: Zonal Models, Category Analysis, Household Models, Trip Attraction models, Commercial Trip Rates; Trip Distribution: Growth Factor Methods, Gravity Models, Opportunity Models, Time Function Iteration Models.

UNIT -IV

Mode Choice Analysis:Mode Choice Behaviour, Competing Modes, Mode Split Curves, Aggregate and Disaggregate Approaches; Discrete Choice Analysis, Choice sets, Maximum Utility, Probabilistic Models: Binary Logit, Multinomial Logit Model – IIA property; Aggregation

UNIT -V

Traffic Assignment:Diversion Curves; Basic Elements of Transport Networks, Coding, Route Properties, Path Building Criteria, Skimming Tree, All-or-Nothing Assignment, Capacity Restraint Techniques, Reallocation of Assigned Volumes, Equilibrium Assignment.

UNIT -VI

Corridor Identification, Plan Preparation & Evaluation: Master plans, Selection of Corridor, Corridor Identification, Corridor deficiency Analysis; Travel Forecasts to Evaluate Alternative Improvements, Impacts of New Development on Transportation Facilities. Pivot Point Analysis, Environmental and Energy Analysis; Case studies

TEXT BOOKS:

1. 'Introduction to Urban System Planning' by Hutchinson, B.G., McGraw Hill.
2. 'Transportation Engineering - An Introduction' by Khisty C.J., Prentice Hall.
3. 'Fundamentals of Transportation Planning' by Papacostas, Tata McGraw Hill.

REFERENCES:

1. 'Urban Transportation Planning: A decision oriented Approach' by Mayer M and Miller E, McGraw Hill.
2. 'Introduction to Transportation Planning' by Bruton M.J., Hutchinson of London.
3. 'Metropolitan Transportation Planning' by Dicky, J.W., Tata McGraw Hill.
4. 'Traffic Engineering and Transportation Planning' by Kadiyali.L.R., Khanna Publishers, New Delhi.

CE804 (f) - SAFETY ENGINEERING**(Elective-IV)**

Lecture :	3 hrs/Week	Internal Assessment :	30 Marks
Tutorial :	1 Hrs/Week	Semester End Examination :	70 Marks
Practical :	--	Credits :	3

Course Learning Objectives:

1. To import concepts of safety w.r.t construction Industry
2. To understands various hazards in construction industry and preventive measures
3. To learn safety operation of construction machinery
4. To learn techniques to distinguish civil structures safety
5. To understand fire safety principles

Course Outcomes:

Students will have ability to

- a. Develop management plans to prevent accidents in construction industry.
- b. Prepare plans to safe guard workers in construction of high risk buildings.
- c. Ensure safety while operating construction machinery
- d. Outline safety plans for demolition of buildings
- e. Prepare fire safety plans for a given building

SYLLABUS:**UNIT-I**

Accidents Causes And Management Systems :Problems impeding safety in construction industry- causes of fatal accidents, types and causes of accidents related to various construction activities, human factors associated with these accident – construction regulations, contractual clauses – Pre contract activates, preconstruction meeting - design aids for safe construction – permits to work – quality assurance in construction - compensation – Recording of accidents and safety measures – Education and training.

UNIT-II

Hazards Of Construction And Prevention :Excavations, basement and wide excavation, trenches, shafts – scaffolding , types, causes of accidents, scaffold inspection checklist – false work – erection of structural frame work,

dismantling – tunneling – blasting, pre blast and post blast inspection – confined spaces – working on contaminated sites – work over water - road works – power plant constructions – construction of high rise buildings.

UNIT-III

Working At Heights: Fall protection in construction OSHA 3146 – OSHA requirement for working at heights, Safe access and egress – safe use of ladders- Scaffoldings , requirement for safe work platforms, stairways, gangways and ramps – fall prevention and fall protection , safety belts, safety nets, fall arrestors, controlled access zones, safety monitoring systems – working on fragile roofs, work permit systems, height pass – accident case studies.

UNIT-IV

Construction Machinery : Selection, operation, inspection and testing of hoisting cranes, mobile cranes, tower cranes, crane inspection checklist - builder's hoist, winches, chain pulley blocks – use of conveyors - concrete mixers, concrete vibrators – safety in earth moving equipment, excavators, dozers, loaders, dumpers, motor grader, concrete pumps, welding machines, use of portable electrical tools, drills, grinding tools, manual handling scaffolding, hoisting cranes – use of conveyors and mobile cranes – manual handling.

UNIT-V

Safety In Demolition Work : Safety in demolition work, manual, mechanical, using explosive - keys to safe demolition, pre survey inspection, method statement, site supervision, safe clearance zone, health hazards from demolition - Indian standard - trusses, girders and beams – first aid – fire hazards and preventing methods – interesting experiences at the construction site against the fire accidents.

UNIT-VI

Fire Safety: Fire –fire load-control and institutional fire protection systems, Fire Hydrant and extinguishers, Electrical Hazards, protection and interlock-Discharge rod and earthing device, safety in the use of portable tools. Emergency planning and preparedness. Marking of Route Fire Exist.

TEXT BOOKS:

1. 'Safety in the Build Environment' by Jnathea D.Sime, London, 1988.
2. 'Reliability Maintenance and Safety Engineering, by Gupta A K, Laxmi Publications, New Delhi.

3. 'Safety Management' by John V. Grimoldi, AITBS Publishers and Distributors, New Delhi.

REFERENCES:

1. 'Construction hazard and Safety Hand book' by Hudson, R., Butter Worth's, 1985.
2. 'Construction Safety Hand Book' by V.J.Davies and K.Thomasin, Thomas Telford Ltd., London, 1990.
3. 'Handbook of OSHA Construction Safety and Health' by Charles D. Reese & James V. Edison.

CE804 (g) - BRIDGE ENGINEERING**(Elective-IV)**

Lecture :	3 hrs/Week	Internal Assessment :	30 Marks
Tutorial :	1 Hrs/Week	Semester End Examination	70 Marks
		:	
Practical :	--	Credits :	3

Course Learning Objectives:

The objective of this course is:

1. Familiarize Students with different types of Bridges and IRC standards.
2. Equip student with concepts and design of Slab Bridges, T Beam Bridges, Box Culverts.
3. Understand concepts of design of Plate Girder Bridges
4. Familiarize with different methods of inspection of bridges and maintenance.

Course Outcomes:

At the end of this course the student will be able to

- a. Explain different types of Bridges with diagrams and Loading standards
- b. Carryout analysis and design of Slab bridges, T Beam bridges, Box culvers and suggest structural detailing
- c. Carryout analysis and design of Plate girder bridges
- d. Organize for attending inspections and maintenance of bridges and prepare reports.

SYLLABUS:**UNIT-I**

Introduction- Bridges- Types- Slab bridges, T Beam, Arch bridges, Cable Stayed bridges, prestressed concrete bridges, Truss Bridges, Culverts, - Nomenclature- Selection of Bridge Site- Economical span- Abutments pier and end connections- types of foundations- Open, Pile, Well Foundations, Bearings – Types- Introduction to Loading standards- Railway and IRC Loading.

UNIT-II

Slab bridges- Wheel load on slab- effective width method- slabs supported on two edges- cantilever slabs- dispersion length- Design of interior panel of

slab- Guyon's – Massonet Method –Hendry- Jaegar Methods- Courbon's theory- Pigeaud's method.

UNIT-III

T-Beam bridges- Analysis and design of various elements of bridge –Design of deck slab, Longitudinal girders, Secondary beams- Reinforcement detailing.

UNIT-IV

Plate Girder Bridges: Elements of plate girder and their design-web- flange- intermediate stiffener- vertical stiffeners- bearing stiffener- Splices, Design problem with detailing.

UNIT-V

Box Culverts: Loading –Analysis and Design- Reinforcement detailing.

UNIT-VI

Inspection and Maintenance of Bridges: Procedures and methods for inspection – Testing of bridges- Maintenance of Sub Structures and Superstructures- Maintenance of bearings- Maintenance Schedules.

TEXT BOOK

1. 'Essentials of Bridge Engineering' by Jhonson Victor D
2. 'Design of Bridge Structures' by T. R. Jagadeesh, M.A. Jayaram, PHI
3. 'Design of RC Structures' by B. C. Punmai, Jain & Jain, Lakshmi Publications.

REFERENCES:

1. 'Design of Concrete Bridges' by Aswini, Vazirani, Ratwani.
2. 'Design of Steel Structures' by B. C. Punmai, Jain & Jain, Lakshmi Publications.
3. 'Design of Bridges' by Krishna Raju.

INTERNAL EXAMINATION PATTERN:

The total internal marks (30) are distributed in three components as follows:

- | | |
|----------------------------------------------|------------|
| 1. Descriptive (subjective type) examination | : 25 marks |
| 2. Assignment | : 05 marks |

FINAL EXAMINATION PATTERN:

The end examination paper should consist of Part A and Part B. part A consist of two questions in Design and Drawing out of which one question is to be answered. Part B should consist of five questions and design out of which three are to be answered. Weightage for Part – A is 40% and Part- B is 60%.

IV Year – II SEMESTER

T	P	C
0	0	9

Project Work**CE805-PROJECT WORK**

Contact Hours :	9 hrs/Week	Internal Assessment :	60 Marks
Tutorial :	---	Semester End Examination :	140 Marks
Practical :	---	Credits :	9

The main objective of the Project work is

- To enable the student apply engineering knowledge that has been taught all through the programme for solving practical engineering problem.
- To enable the student capable for prblem solving / problem shooting.
- To instill and inculcate team spirit/ team work in to the minds of the students.
- To enable/ train the students report making/ documnetation.
- To provide students an opportunity to use any civil engineering software for their project work.

Out comes of the Project work.

Up on completion of the Project work, the student will be able to

- Apply all levels of Engineering knowledge in solving the Engineering problems.
- Work together with team spirit.
- Use Civil Engineering software at least one.
- Document the projects

COURSE STRUCTURE AND SYLLABUS

For

CIVIL ENGINEERING

(Applicable for batches admitted from 2016-2017)



JAWAHARLAL NEHRU TECHNOLOGICAL UNIVERSITY: KAKINADA
KAKINADA - 533 003, Andhra Pradesh, India

I Year - I Semester

S. No.	Subjects	L	T	P	Credits
1-HS	English – I	4	--	--	3
2-BS	Mathematics - I	4	--	--	3
3-ES	Engineering Chemistry	4	--	--	3
4-BS	Engineering Mechanics	4	2	--	3
5-BS	Computer Programming	4	--	--	3
6-ES	Environmental Studies	4	--	--	3
7-HS	Engineering /Applied Chemistry Laboratory	--	--	3	2
8-BS	English - Communication Skills Lab - I	--	--	3	2
9-ES	Computer Programming Lab	--	--	3	2
Total Credits					24

I Year - II Semester

S. No.	Subjects	L	T	P	Credits
1-HS	English – II	4	--	--	3
2-BS	Mathematics – II (Mathematical Methods)	4	--	--	3
3-BS	Mathematics – III	4	--	--	3
4-ES	Engineering Physics	4	--	--	3
5-HS	Elements of Mechanical Engineering	4	--	--	3
6-ES	Engineering Drawing	4	--	--	3
7-BS	English - Communication Skills Lab - II	--	--	3	2
8-HS	Engineering /Applied Physics Lab	--	--	3	2
9-ES	Engineering / Applied Physics – Virtual Labs - Assignments	--	--	2	--
10	Engg. Workshop & IT Workshop	--	--	3	2
Total Credits					24

II Year - I Semester

S. No.	Subjects	L	T	P	Credits
1	Probability & Statistics	4	--	--	3
2	Basic Electrical & Electronics Engineering	4	--	--	3
3	Strength of Materials-I	4	--	--	3
4	Building Materials & Construction	4	--	--	3
5	Surveying	4	--	--	3
6	Fluid Mechanics	4	--	--	3
7	Survey Field Work - I	--	--	3	2
8	Strength of Materials Lab	--	--	3	2
MC	Professional Ethics & Human Values	--	3	--	--
Total Credits					22

II Year - II Semester

S. No.	Subjects	L	T	P	Credits
1	Building Planning & Drawing	4	--	--	3
2	Strength of Materials - II	4	--	--	3
3	Hydraulics & Hydraulic Machinery	4	--	--	3
4	Concrete Technology	4	--	--	3
5	Structural Analysis - I	4	--	--	3
6	Transportation Engineering - I	4	--	--	3
7	FM & HM Lab	--	--	3	2
8	Survey Field Work - II	--	--	3	2
MC	Managerial Economics & Financial Analysis	2	--	--	--
Total Credits					22

III Year - I Semester

S. No.	Subjects	L	T	P	Credits
1	Management Science	4	--	--	3
2	Engineering Geology	4	--	--	3
3	Structural Analysis -II	4	--	--	3
4	Design & Drawing of Reinforced Concrete Structures	4	2	--	3
5	Transportation Engineering - II	4	--	--	3
6	Concrete Technology Lab	--	--	3	2
7	Geology Lab	--	--	3	2
8	Transportation Engineering Lab	--	--	3	2
Total Credits					21

III Year - II Semester

S. No.	Subjects	L	T	P	Credits
1	Design & Drawing of Steel Structures	4	2	--	3
2	Geotechnical Engineering - I	4	--	--	3
3	Environmental Engineering -I	4	--	--	3
4	Water Resource Engineering -I	4	--	--	3
5	OPEN ELECTIVE i. Electronic Instrumentation ii. Data Base Management Systems iii. Alternative Energy Sources iv. Waste water Management v. Fundamentals of Liquefied Natural Gas vi. Green Fuel Technologies	4	--	--	3
6	Geotechnical Engineering Lab	--	--	3	2
7	Environmental Engineering Lab	--	--	3	2
8	Computer Aided Engineering Lab	--	--	3	2
Total Credits					21

IV Year - I Semester

S. No.	Subjects	L	T	P	Credits
1	Environmental Engineering - II	4	--	--	3
2	Water Resource Engineering - II	4	--	--	3
3	Geotechnical Engineering - II	4	--	--	3
4	Remote Sensing & GIS Applications	4	--	--	3
5	Elective I i. Finite Element Methods ii. Ground Improvement Techniques iii. Air Pollution & Control iv. Urban Hydrology v. Traffic Engineering	4	--	--	3
6	Elective II i. Advanced Structural Engineering ii. Advanced Foundation Engineering iii. Environmental Impact Assessment & Management iv. Ground Water Development v. Pavement Analysis and Design	4	--	--	3
7	IPR & Patents	--	2	--	--
8	GIS & CAD Lab	--	--	2	2
9	Irrigation Design & Drawing	--	--	2	2
Total Credits					22

IV Year - II Semester

S. No.	Subjects	L	T	P	Credits
1	Estimation Specification & Contracts	4	--	--	3
2	Construction Technology & Management	4	--	--	3
3	Prestressed Concrete	4	--	--	3
4	Elective III i. Bridge Engineering ii. Soil Dynamics and Foundations iii. Solid and Hazardous Waste Management iv. Water Resources Systems Planning v. Urban Transportation Planning Engg	4	--	--	3
5	Seminar on Internship Project	--	3	--	2
6	Project	--	--	--	10
Total Credits					24

Total Course Credits = 48+44 + 42 + 46 = 180

SYLLABUS

I Year - I Semester

L	T	P	C
4	0	0	3

ENGLISH –I

(Common to All Branches)

Introduction:

In view of the growing importance of English as a tool for global communication and the consequent emphasis on training the students to acquire communicative competence, the syllabus has been designed to develop linguistic and communicative competence of the students of Engineering.

As far as the detailed Textbooks are concerned, the focus should be on the skills of listening, speaking, reading and writing. The nondetailed Textbooks are meant for extensive reading for pleasure and profit.

Thus the stress in the syllabus is primarily on the development of communicative skills and fostering of ideas.

Objectives:

1. To improve the language proficiency of the students in English with emphasis on LSRW skills.
2. To enable the students to study and comprehend the prescribed lessons and subjects more effectively relating to their theoretical and practical components.
3. To develop the communication skills of the students in both formal and informal situations.

LISTENING SKILLS:

Objectives:

1. To enable the students to appreciate the role of listening skill and improve their pronunciation.
2. To enable the students to comprehend the speech of people belonging to different backgrounds and regions.
3. To enable the students to listen for general content, to fill up information and for specific information.

SPEAKING SKILLS:

Objectives:

1. To make the students aware of the importance of speaking for their personal and professional communication.

2. To enable the students to express themselves fluently and accurately in social and professional success.
3. To help the students describe objects, situations and people.
4. To make the students participate in group activities like roleplays, discussions and debates.
5. To make the students participate in Just a Minute talks.

READING SKILLS:

Objectives:

1. To enable the students to comprehend a text through silent reading.
2. To enable the students to guess the meanings of words, messages and inferences of texts in given contexts.
3. To enable the students to skim and scan a text.
4. To enable the students to identify the topic sentence.
5. To enable the students to identify discourse features.
6. To enable the students to make intensive and extensive reading.

WRITING SKILLS:

Objectives:

1. To make the students understand that writing is an exact formal skills.
2. To enable the students to write sentences and paragraphs.
3. To make the students identify and use appropriate vocabulary.
4. To enable the students to narrate and describe.
5. To enable the students capable of note-making.
6. To enable the students to write coherently and cohesively.
7. To make the students to write formal and informal letters.
8. To enable the students to describe graphs using expressions of comparison.
9. To enable the students to write technical reports.

Methodology:

1. The class are to be learner-centered where the learners are to read the texts to get a comprehensive idea of those texts on their own with the help of the peer group and the teacher.
2. Integrated skill development methodology has to be adopted with focus on individual language skills as per the tasks/exercise.
3. The tasks/exercises at the end of each unit should be completed by the learners only and the teacher intervention is permitted as per the complexity of the task/exercise.
4. The teacher is expected to use supplementary material wherever necessary and also generate activities/tasks as per the requirement.
5. The teacher is permitted to use lecture method when a completely new concept is introduced in the class.

Assessment Procedure: Theory

1. The formative and summative assessment procedures are to be adopted (mid exams and end semester examination).
2. Neither the formative nor summative assessment procedures should test the memory of the content of the texts given in the textbook. The themes and global comprehension of the units in the present day context with application of the language skills learnt in the unit are to be tested.
3. Only new unseen passages are to be given to test reading skills of the learners. Written skills are to be tested from sentence level to essay level. The communication formats—emails, letters and reports-- are to be tested along with appropriate language and expressions.
4. Examinations:
I mid exam + II mid exam (15% for descriptive tests+10% for online tests)= 25%

(80% for the best of two and 20% for the other)

Assignments= 5%

End semester exams=70%
5. Three take home assignments are to be given to the learners where they will have to read texts from the reference books list or other sources and write their gist in their own words.

The following text books are recommended for study in I B.Tech I Semester (Common for all branches)and I B.Pharma I Sem of JNTU Kakinada from the academic year 2016-17

(R-16 Regulations)

DETAILED TEXTBOOK:

ENGLISH FOR ENGINEERS AND TECHNOLOGISTS, Published by **Orient Blackswan Pvt Ltd**

NON-DETAILED TEXTBOOK:

PANORAMA: A COURSE ON READING, Published by **Oxford University Press India**

The course content along with the study material is divided into six units.

UNIT I:

1. 'Human Resources' from English for Engineers and Technologists.

OBJECTIVE:

To develop human resources to serve the society in different ways.

OUTCOME:

The lesson motivates the readers to develop their knowledge different fields and serve the society accordingly.

2. 'An Ideal Family' from Panorama: A Course on Reading

OBJECTIVE:

To develop extensive reading skill and comprehension for pleasure and profit.

OUTCOME:

Acquisition of writing skills

UNIT 2:

1. 'Transport: Problems and Solutions' from English for Engineers and Technologists.

OBJECTIVE:

To highlight road safety measures whatever be the mode of transport.

OUTCOME:

The lesson motivates the public to adopt road safety measures.

2. 'War' from 'Panorama : A Course on Reading'

OBJECTIVE:

To develop extensive reading skill and comprehension for pleasure and profit.

OUTCOME:

Acquisition of writing skills

UNIT 3:

1. 'Evaluating Technology' from English for Engineers and Technologists.

OBJECTIVE:

To highlight the advantages and disadvantages of technology.

OUTCOME:

The lesson creates an awareness in the readers that mass production is ultimately detrimental to biological survival.

2. 'The Verger' from 'Panorama : A Course on Reading'

OBJECTIVE:

To develop extensive reading skill and comprehension for pleasure and profit.

OUTCOME:

Acquisition of writing skills

UNIT 4:

1. 'Alternative Sources of Energy' from English for Engineers and Technologists.

OBJECTIVE:

To bring into focus different sources of energy as alternatives to the depleting sources.

OUTCOME:

The lesson helps to choose a source of energy suitable for rural India.

2. 'The Scarecrow' from Panorama : A Course on Reading

OBJECTIVE:

To develop extensive reading skill and comprehension for pleasure and profit.

OUTCOME:

Acquisition of writing skills

UNIT 5:

1. 'Our Living Environment' from English for Engineers and Technologists.

OBJECTIVE:

To highlight the fact that animals must be preserved because animal life is precious.

OUTCOME:

The lesson creates an awareness in the reader as to the usefulness of animals for the human society.

2. 'A Village Host to Nation' from Panorama : A Course on Reading

OBJECTIVE:

To develop extensive reading skill and comprehension for pleasure and profit.

OUTCOME:

Acquisition of writing skills

UNIT 6:

1. ' Safety and Training' from English for Engineers and Technologists.

OBJECTIVE:

To highlight the possibility of accidents in laboratories, industries and other places and to follow safety measures.

OUTCOME:

The lesson helps in identifying safety measures against different varieties of accidents at home and in the workplace.

2. 'Martin Luther King and Africa' from Panorama : A Course on Reading

OBJECTIVE:

To develop extensive reading skill and comprehension for pleasure and profit.

OUTCOME:

Acquisition of writing skills

NOTE:

All the exercises given in the prescribed lessons in both detailed and non-detailed textbooks relating to the theme and language skills must be covered.

OVERALL COURSE OUTCOME:

1. Using English languages, both written and spoken, competently and correctly.
2. Improving comprehension and fluency of speech.
3. Gaining confidence in using English in verbal situations.

MODEL QUESTION PAPER FOR THEORY

PART- I

Six short answer questions on 6 unit themes

One question on eliciting student's response to any of the themes

PART-II

Each question should be from one unit and the last question can be a combination of two or more units.

Each question should have 3 sub questions: A,B & C

A will be from the main text: 5 marks

B from non-detailed text: 3 marks

C on grammar and Vocabulary: 6 marks

I Year - I Semester

L	T	P	C
4	0	0	3

MATHEMATICS – I
(Common to All Branches)

Course Objectives:

1. The course is designed to equip the students with the necessary mathematical skills and techniques that are essential for an engineering course.
2. The skills derived from the course will help the student from a necessary base to develop analytic and design concepts.

Course Outcomes: At the end of the Course, Student will be able to:

1. Solve linear differential equations of first, second and higher order.
2. Determine Laplace transform and inverse Laplace transform of various functions and use Laplace transforms to determine general solution to linear ODE.
3. Calculate total derivative, Jacobian and minima of functions of two variables.

UNIT I: Differential equations of first order and first degree:

Linear-Bernoulli-Exact-Reducible to exact.

Applications: Newton's Law of cooling-Law of natural growth and decay-Orthogonal trajectories- Electrical circuits- Chemical reactions.

UNIT II: Linear differential equations of higher order:

Non-homogeneous equations of higher order with constant coefficients with RHS term of the type e^{ax} , $\sin ax$, $\cos ax$, polynomials in x , $e^{ax} V(x)$, $xV(x)$ - Method of Variation of parameters. Applications: LCR circuit, Simple Harmonic motion.

UNIT III: Laplace transforms:

Laplace transforms of standard functions-Shifting theorems - Transforms of derivatives and integrals – Unit step function –Dirac's delta function- Inverse Laplace transforms– Convolution theorem (with out proof).

Applications: Solving ordinary differential equations (initial value problems) using Laplace transforms.

UNIT IV: Partial differentiation:

Introduction- Homogeneous function-Euler's theorem-Total derivative-Chain rule-Generalized Mean value theorem for single variable (without proof)-Taylor's and Mc Laurent's series expansion of functions of two variables– Functional dependence- Jacobian.

Applications: Maxima and Minima of functions of two variables without constraints and Lagrange's method (with constraints).

UNIT V: First order Partial differential equations:

Formation of partial differential equations by elimination of arbitrary constants and arbitrary functions –solutions of first order linear (Lagrange) equation and nonlinear (standard types) equations.

UNIT VI: Higher order Partial differential equations:

Solutions of Linear Partial differential equations with constant coefficients. RHS term of the type e^{ax+by} , $\sin(ax+by)$, $\cos(ax+by)$, $x^m y^n$. Classification of second order partial differential equations.

Text Books:

1. **B.S.Grewal**, Higher Engineering Mathematics, 43rd Edition, Khanna Publishers.
2. **N.P.Bali**, Engineering Mathematics, Lakshmi Publications.

Reference Books:

1. **Erwin Kreyszig**, Advanced Engineering Mathematics, 10th Edition, Wiley-India
2. **Micheael Greenberg**, Advanced Engineering Mathematics, 9th edition, Pearson edn
3. **Dean G. Duffy**, Advanced engineering mathematics with MATLAB, CRC Press
4. **Peter O'neil**, Advanced Engineering Mathematics, Cengage Learning.
5. **Srimanta Pal, Subodh C.Bhunia**, Engineering Mathematics, Oxford University Press.
6. **Dass H.K., Rajnish Verma. Er.**, Higher Engineering Mathematics, S. Chand Co. Pvt. Ltd, Delhi.

I Year - I Semester	L	T	P	C
	4	0	0	3

ENGINEERING CHEMISTRY

(CE, ME, PCE, PE, Met.E, Mining, Automobile, Aeronautical, Chemical, Bio.tech.)

Knowledge of basic concepts of Chemistry for Engineering students will help them as professional engineers later in design and material selection, as well as utilizing the available resources.

Learning Objectives:

- Plastics are nowadays used in household appliances; also they are used as composites (FRP) in aerospace and automotive industries.
- Fuels as a source of energy are a basic need of any industry, particularly industries like thermal power stations, steel industry, fertilizer industry etc., and hence they are introduced.
- The basics for the construction of galvanic cells are introduced. Also if corrosion is to be controlled, one has to understand the mechanism of corrosion which itself is explained by electrochemical theory.
- With the increase in demand, a wide variety of materials are coming up; some of them have excellent engineering properties and a few of these materials are introduced.
- Water is a basic material in almost all the industries, more so where steam is generated and also where it is supplied for drinking purposes.
- Materials used in major industries like steel industry, metallurgical industries and construction industries and electrical equipment manufacturing industries are introduced. Also lubrication is introduced.

UNIT I: HIGH POLYMERS AND PLASTICS

Polymerisation:- Introduction- Mechanism of polymerization - Stereo regular polymers – methods of polymerization (emulsion and suspension) -Physical and mechanical properties – **Plastics** as engineering materials : advantages and limitations – Thermoplastics and Thermosetting plastics – Compounding and fabrication (4/5 techniques)- Preparation, properties and applications of polyethene, PVC, Bakelite Teflon and polycarbonates

Elastomers :- Natural rubber- compounding and vulcanization – Synthetic rubbers : Buna S, Buna N, Thiokol and polyurethanes – Applications of elastomers.

Composite materials & Fiber reinforced plastics – Biodegradable polymers – Conducting polymers.

UNIT II: FUEL TECHNOLOGY

Fuels – Introduction – Classification – Calorific value - HCV and LCV – Dulong's formula – Bomb calorimeter – Numerical problems – Coal — Proximate and ultimate analysis – Significance of the analyses – Liquid fuels – Petroleum- Refining – Cracking – Synthetic petrol –Petrol knocking – Diesel knocking - Octane and Cetane ratings – Anti-knock agents – Power alcohol – Bio-diesel – Gaseous fuels – Natural gas, LPG and CNG – Combustion – Calculation of air for the combustion of a fuel – Flue gas analysis – Orsat apparatus – Numerical problems on combustion.

Explosives:- Rocket fuels

UNIT III: ELECTROCHEMICAL CELLS AND CORROSION

Galvanic cells - Reversible and irreversible cells – Single electrode potential – Electrochemical series and uses of this series- Standard electrodes (Hydrogen and Calomel electrodes) - Concentration Cells – Batteries: Dry Cell - Ni-Cd cells - Ni-Metal hydride cells - Li cells - Zinc – air cells.

Corrosion :- Definition – Theories of Corrosion (chemical & electrochemical) – Formation of galvanic cells by different metals, by concentration cells, by differential aeration and waterline corrosion – Passivity of metals – Pitting corrosion - Galvanic series – Factors which influence the rate of corrosion - Protection from corrosion – Design and material selection – Cathodic protection - Protective coatings: – Surface preparation – Metallic (cathodic and anodic) coatings - Methods of application on metals (Galvanizing, Tinning, Electroplating, Electroless plating).

UNIT IV: CHEMISTRY OF ADVANCED MATERIALS

Nano materials:- Introduction – Sol-gel method & chemical reduction method of preparation – Characterization by BET method and TEM methods - Carbon nano tubes and fullerenes: Types, preparation, properties and applications

Liquid crystals:- Introduction – Types – Applications

Super conductors:-Type –I, Type II – Characteristics and applications

Green synthesis:- Principles - 3or 4 methods of synthesis with examples – R₄M₄ principles

UNIT V: WATER TECHNOLOGY

Hard water:- Reasons for hardness – units of hardness - determination of hardness and alkalinity - Water for steam generation - Boiler troubles – Priming and Foaming, Scale formation, Boiler corrosion, Caustic embrittlement - Internal treatments - Softening of Hard water : Lime – Soda process, Zeolite process and numerical problems based on these processes and Ion Exchange process - Water for drinking purposes- Purification – Sterilization and disinfection : Chlorination, Break point chlorination and other methods – Reverse Osmosis and Electro Dialysis.

UNIT VI: CHEMISTRY OF ENGINEERING MATERIALS AND FUEL CELLS

Refractories: - Definition, characteristics, classification, properties, failure of refractories

Lubricants: - Definition, function, Theory and mechanism of lubricants, properties (Definition and importance)

Cement: - Constituents, manufacturing, hardening and setting, deterioration of cement

Insulators: - Thermal and electrical insulators

Fuel cells: - Hydrogen Oxygen fuel cells – Methanol Oxygen fuel cells

Outcome: The advantages and limitations of plastic materials and their use in design would be understood. Fuels which are used commonly and their economics, advantages and limitations are discussed. Reasons for corrosion and some methods of corrosion control would be understood. The students would be now aware of materials like nano materials and fullerenes and their uses. Similarly liquid crystals and superconductors are understood. The importance of green synthesis is well understood and how they are different from conventional methods is also explained. The impurities present in raw water, problems associated with them and how to avoid them are understood. The advantages and limitations

of plastic materials and their use in design would be understood. The commonly used industrial materials are introduced.

Standard Books:

1. Engineering Chemistry by Jain and Jain; Dhanpat Rai Publishing Co.
2. Engineering Chemistry by Shikha Agarwal; Cambridge University Press, 2015 edition.

Reference Books:

1. Engineering Chemistry of Wiley India Pvt. Ltd., Vairam and others, 2014 edition (second).
2. Engineering Chemistry by Prasanth Rath, Cengage Learning, 2015 edition.
3. A text book of engineering Chemistry by S. S. Dara; S. Chand & Co Ltd., Latest Edition
4. Applied Chemistry by H.D. Gesser, Springer Publishers
5. Text book of Nano-science and nanotechnology by B.S. Murthy, P. Shankar and others, University Press, IIM

I Year - I Semester

L	T	P	C
4	0	0	3

ENGINEERING MECHANICS

Objectives: The students completing this course are expected to understand the concepts of forces and its resolution in different planes, resultant of force system, Forces acting on a body, their free body diagrams using graphical methods. They are required to understand the concepts of centre of gravity and moments of inertia and their application, Analysis of frames and trusses, different types of motion, friction and application of work - energy method.

UNIT – I

Objectives: The students are to be exposed to the concepts of force and friction, direction and its application.

Introduction to Engg. Mechanics – Basic Concepts.

Systems of Forces: Coplanar Concurrent Forces – Components in Space – Resultant – Moment of Force and its Application – Couples and Resultant of Force Systems.

Friction: Introduction, limiting friction and impending motion, coulomb's laws of dry friction, coefficient of friction, cone of friction

UNIT II

Objectives: The students are to be exposed to application of free body diagrams. Solution to problems using graphical methods and law of triangle of forces.

Equilibrium of Systems of Forces: Free Body Diagrams, Equations of Equilibrium of Coplanar Systems, Spatial Systems for concurrent forces. Lamis Theorem, Graphical method for the equilibrium of coplanar forces, Converse of the law of Triangle of forces, converse of the law of polygon of forces condition of equilibrium, analysis of plane trusses.

UNIT – III

Objectives : The students are to be exposed to concepts of centre of gravity.

Centroid: Centroids of simple figures (from basic principles) – Centroids of Composite Figures

Centre of Gravity: Centre of gravity of simple body (from basic principles), centre of gravity of composite bodies, Pappus theorems.

UNIT IV

Objective: The students are to be exposed to concepts of moment of inertia and polar moment of inertia including transfer methods and their applications.

Area moments of Inertia: Definition – Polar Moment of Inertia, Transfer Theorem, Moments of Inertia of Composite Figures, Products of Inertia, Transfer Formula for Product of Inertia. **Mass Moment of Inertia:** Moment of Inertia of Masses, Transfer Formula for Mass Moments of Inertia, mass moment of inertia of composite bodies.

UNIT – V

Objectives: The students are to be exposed to motion in straight line and in curvilinear paths, its velocity and acceleration computation and methods of representing plane motion.

Kinematics: Rectilinear and Curvelinear motions – Velocity and Acceleration – Motion of Rigid Body – Types and their Analysis in Planar Motion. **Kinetics:** Analysis as a Particle and Analysis as a Rigid Body in Translation – Central Force Motion – Equations of Plane Motion – Fixed Axis Rotation – Rolling Bodies.

UNIT – VI

Objectives: The students are to be exposed to concepts of work, energy and particle motion

Work – Energy Method: Equations for Translation, Work-Energy Applications to Particle Motion, Connected System-Fixed Axis Rotation and Plane Motion. Impulse momentum method.

TEXT BOOKS :

1. Engg. Mechanics - S.Timoshenko & D.H.Young., 4th Edn - , Mc Graw Hill publications.

REFERENCES :

1. Engineering Mechanics statics and dynamics – R.C.Hibbeler, 11th Edn – Pearson Publ.
2. Engineering Mechanics, statics – J.L.Meriam, 6th Edn – Wiley India Pvt Ltd.
3. Engineering Mechanics, statics and dynamics – I.H.Shames, – Pearson Publ.
4. Mechanics For Engineers, statics - F.P.Beer & E.R.Johnston – 5th Edn Mc Graw Hill Publ.
5. Mechanics For Engineers, dynamics - F.P.Beer & E.R.Johnston – 5th Edn Mc Graw Hill Publ.
6. Theory & Problems of engineering mechanics, statics & dynamics – E.W.Nelson, C.L.Best & W.G. McLean, 5th Edn – Schaum's outline series - Mc Graw Hill Publ.
7. Singer's Engineering Mechanics: Statics And Dynamics, K. Vijay Kumar Reddy, J. Suresh Kumar, Bs Publications

8. Engineering Mechanics, Ferdinand . L. Singer, Harper – Collins.
9. Engineering Mechanics statics and dynamics , A Nelson , Mc Graw Hill publications

I Year - I Semester

L	T	P	C
4	0	0	3

COMPUTER PROGRAMMING

Learning objectives:

Formulating algorithmic solutions to problems and implementing algorithms in C.

- Notion of Operation of a CPU, Notion of an algorithm and computational procedure, editing and executing programs in Linux.
- Understanding branching, iteration and data representation using arrays.
- Modular programming and recursive solution formulation.
- Understanding pointers and dynamic memory allocation.
- Understanding miscellaneous aspects of C.
- Comprehension of file operations.

UNIT-I:

History and Hardware - Computer Hardware, Bits and Bytes, Components, Programming Languages - Machine Language, Assembly Language, Low- and High-Level Languages, Procedural and Object-Oriented Languages, Application and System Software, The Development of C Algorithms The Software Development Process.

UNIT-II:

Introduction to C Programming- Identifiers, The main () Function, The printf () Function
Programming Style - Indentation, Comments, Data Types, Arithmetic Operations, Expression Types, Variables and Declarations, Negation, Operator Precedence and Associativity, Declaration Statements, Initialization.

Assignment - Implicit Type Conversions, Explicit Type Conversions (Casts), Assignment Variations, Mathematical Library Functions, Interactive Input, Formatted Output, Format Modifiers.

UNIT -III:

Control Flow-Relational Expressions - Logical Operators:

Selection: if-else Statement, nested if, examples, Multi-way selection: switch, else-if, examples.

Repetition: Basic Loop Structures, Pretest and Posttest Loops, Counter-Controlled and Condition-Controlled Loops, The while Statement, The for Statement, Nested Loops, The do-while Statement.

UNIT-IV

Modular Programming: Function and Parameter Declarations, Returning a Value, Functions with Empty Parameter Lists, Variable Scope, Variable Storage Class, Local

Variable Storage Classes, Global Variable Storage Classes, Pass by Reference, Passing Addresses to a Function, Storing Addresses, Using Addresses, Declaring and Using Pointers, Passing Addresses to a Function.

Case Study: Swapping Values, Recursion - Mathematical Recursion, Recursion versus Iteration.

UNIT-V:

Arrays & Strings

Arrays: One-Dimensional Arrays, Input and Output of Array Values, Array Initialization, Arrays as Function Arguments, Two-Dimensional Arrays, Larger Dimensional Arrays-Matrices

Strings: String Fundamentals, String Input and Output, String Processing, Library Functions

UNIT-VI:

Pointers, Structures, Files

Pointers: Concept of a Pointer, Initialisation of pointer variables, pointers as function arguments, passing by address, Dangling memory, address arithmetic, character pointers and functions, pointers to pointers, Dynamic memory management functions, command line arguments.

Structures: Derived types, Structures declaration, Initialization of structures, accessing structures, nested structures, arrays of structures, structures and functions, pointers to structures, self referential structures, unions, typedef, bit-fields.

Data Files: Declaring, Opening, and Closing File Streams, Reading from and Writing to Text Files, Random File Access

Outcomes:

- Understand the basic terminology used in computer programming
- Write, compile and debug programs in C language.
- Use different data types in a computer program.
- Design programs involving decision structures, loops and functions.
- Explain the difference between call by value and call by reference
- Understand the dynamics of memory by the use of pointers
- Use different data structures and create/update basic data files.

Text Books:

1. ANSIC Programming, Gary J. Bronson, Cengage Learning.
2. Programming in C, BI Juneja Anita Seth, Cengage Learning.
3. The C programming Language, Dennis Richie and Brian Kernighan, Pearson Education.

Reference Books:

1. C Programming-A Problem Solving Approach, Forouzan, Gilberg, Cengage.
2. Programming with C, Bichkar, Universities Press.
3. Programming in C, ReemaThareja, OXFORD.
4. C by Example, Noel Kalicharan, Cambridge.

I Year - I Semester

L	T	P	C
4	0	0	3

ENVIRONMENTAL STUDIES

Course Learning Objectives:

The objectives of the course is to impart

- Overall understanding of the natural resources
- Basic understanding of the ecosystem and its diversity
- Acquaintance on various environmental challenges induced due to unplanned anthropogenic activities
- An understanding of the environmental impact of developmental activities
- Awareness on the social issues, environmental legislation and global treaties

Course Outcomes:

The student should have knowledge on

- The natural resources and their importance for the sustenance of the life and recognize the need to conserve the natural resources
- The concepts of the ecosystem and its function in the environment. The need for protecting the producers and consumers in various ecosystems and their role in the food web
- The biodiversity of India and the threats to biodiversity, and conservation practices to protect the biodiversity
- Various attributes of the pollution and their impacts and measures to reduce or control the pollution along with waste management practices
- Social issues both rural and urban environment and the possible means to combat the challenges
- The environmental legislations of India and the first global initiatives towards sustainable development.
- About environmental assessment and the stages involved in EIA and the environmental audit.
- Self Sustaining Green Campus with Environment Friendly aspect of – Energy, Water and Wastewater reuse Plantation, Rain water Harvesting, Parking Curriculum.

Syllabus:

UNIT – I Multidisciplinary nature of Environmental Studies: Definition, Scope and Importance –Sustainability: Stockholm and Rio Summit–Global Environmental Challenges: Global warming and climate change, Carbon Credits, acid rains, ozone layer depletion, population growth and explosion, effects. Role of information Technology in Environment and human health.

Ecosystems: Concept of an ecosystem. - Structure and function of an ecosystem. - Producers, consumers and decomposers. - Energy flow in the ecosystem - Ecological succession. - Food

chains, food webs and ecological pyramids. - Introduction, types, characteristic features, structure and function of Forest ecosystem, Grassland ecosystem, Desert ecosystem, Aquatic ecosystems.

UNIT – II Natural Resources: Natural resources and associated problems

Forest resources – Use and over – exploitation, deforestation – Timber extraction – Mining, dams and other effects on forest and tribal people

Water resources – Use and over utilization of surface and ground water – Floods, drought, conflicts over water, dams – benefits and problems

Mineral resources: Use and exploitation, environmental effects of extracting and using mineral resources, Sustainable mining of Granite, Lignite, Coal, Sea and River sands.

Food resources: World food problems, changes caused by non-agriculture activities-effects of modern agriculture, fertilizer-pesticide problems, water logging, salinity

Energy resources: Growing energy needs, renewable and non-renewable energy sources use of alternate energy sources Vs Oil and Natural Gas Extraction.

Land resources: Land as a resource, land degradation, Wasteland reclamation, man induced landslides, soil erosion and desertification. Role of an individual in conservation of natural resources. Equitable use of resources for sustainable lifestyles.

UNIT – III Biodiversity and its conservation: Definition: genetic, species and ecosystem diversity- classification - Value of biodiversity: consumptive use, productive use, social-Biodiversity at national and local levels. India as a mega-diversity nation - Hot-spots of biodiversity - Threats to biodiversity: habitat loss, man-wildlife conflicts - Endangered and endemic species of India – Conservation of biodiversity: conservation of biodiversity.

UNIT – IV Environmental Pollution: Definition, Cause, effects and control measures of Air pollution, Water pollution, Soil pollution, Noise pollution, Nuclear hazards. Role of an individual in prevention of pollution. - Pollution case studies, Sustainable Life Studies. Impact of Fire Crackers on Men and his well being.

Solid Waste Management: Sources, Classification, effects and control measures of urban and industrial solid wastes. Consumerism and waste products, Biomedical, Hazardous and e – waste management.

UNIT – V Social Issues and the Environment: Urban problems related to energy -Water conservation, rain water harvesting-Resettlement and rehabilitation of people; its problems and concerns. Environmental ethics: Issues and possible solutions. Environmental Protection Act -Air (Prevention and Control of Pollution) Act. –Water (Prevention and control of Pollution) Act -Wildlife Protection Act -Forest Conservation Act-Issues involved in enforcement of environmental legislation. -Public awareness.

UNIT – VI Environmental Management: Impact Assessment and its significance various stages of EIA, preparation of EMP and EIS, Environmental audit. Ecotourism, Green Campus – Green business and Green politics.

The student should Visit an Industry / Ecosystem and submit a report individually on any issues related to Environmental Studies course and make a power point presentation.

Text Books:

1. Environmental Studies, K. V. S. G. Murali Krishna, VGS Publishers, Vijayawada
2. Environmental Studies, R. Rajagopalan, 2nd Edition, 2011, Oxford University Press.
3. Environmental Studies, P. N. Palanisamy, P. Manikandan, A. Geetha, and K. Manjula Rani; Pearson Education, Chennai

Reference:

1. Text Book of Environmental Studies, Deeshita Dave & P. Udaya Bhaskar, Cengage Learning.
2. A Textbook of Environmental Studies, Shaashi Chawla, TMH, New Delhi
3. Environmental Studies, Benny Joseph, Tata McGraw Hill Co, New Delhi
4. Perspectives in Environment Studies, Anubha Kaushik, C P Kaushik, New Age International Publishers, 2014

		L	T	P	C
I Year - I Semester	ENGINEERING / APPLIED CHEMISTRY LABORATORY (Common to all branches)	0	0	3	2

1. Introduction to Chemistry laboratory – Molarity, Normality, Primary, secondary standard solutions, Volumetric titrations, Quantitative analysis, Qualitative analysis, etc.
2. Trial experiment - Determination of HCl using standard Na₂CO₃ solution.
3. Determination of alkalinity of a sample containing Na₂CO₃ and NaOH.
4. Determination of KMnO₄ using standard Oxalic acid solution.
5. Determination of Ferrous iron using standard K₂Cr₂O₇ solution.
6. Determination of Copper using standard K₂Cr₂O₇ solution.
7. Determination of temporary and permanent hardness of water using standard EDTA solution.
8. Determination of Copper using standard EDTA solution.
9. Determination of Iron by a Colorimetric method using thiocyanate as reagent.
10. Determination of pH of the given sample solution using pH meter.
11. Conductometric titration between strong acid and strong base.
12. Conductometric titration between strong acid and weak base.
13. Potentiometric titration between strong acid and strong base.
14. Potentiometric titration between strong acid and weak base.
15. Determination of Zinc using standard EDTA solution.
16. Determination of Vitamin – C.

Outcomes: The students entering into the professional course have practically very little exposure to lab classes. The experiments introduce volumetric analysis; redox titrations with different indicators; EDTA titrations; then they are exposed to a few instrumental methods of chemical analysis. Thus at the end of the lab course, the student is exposed to different methods of chemical analysis and use of some commonly employed instruments. They thus acquire some experimental skills.

Reference Books

1. A Textbook of Quantitative Analysis, Arthur J. Vogel.
2. Dr. Jyotsna Cherukuri (2012) *Laboratory Manual of engineering chemistry-II*, VGS Techno Series
3. Chemistry Practical Manual, Lorven Publications
4. K. Mulkanti (2009) *Practical Engineering Chemistry*, B.S. Publication

I Year - I Semester	L	T	P	C
	0	0	3	2

ENGLISH – COMMUNICATION SKILLS LAB -I

PRESCRIBED LAB MANUAL FOR SEMESTER I:

'INTERACT: English Lab Manual for Undergraduate Students' Published by **Orient Blackswan Pvt Ltd.**

OBJECTIVES:

To enable the students to learn through practice the communication skills of listening, speaking, reading and writing.

OUTCOME:

A study of the communicative items in the laboratory will help the students become successful in the competitive world.

The course content along with the study material is divided into six units.

UNIT 1:

1. WHY study Spoken English?
2. Making Inquiries on the phone, thanking and responding to Thanks
Practice work.

UNIT 2:

1. Responding to Requests and asking for Directions
Practice work.

UNIT 3:

1. Asking for Clarifications, Inviting, Expressing Sympathy, Congratulating
2. Apologising, Advising, Suggesting, Agreeing and Disagreeing
Practice work.

UNIT 4:

1. Letters and Sounds
Practice work.

UNIT 5:

1. The Sounds of English
Practice work.

UNIT 6:

1. Pronunciation
 2. Stress and Intonation
- Practice work.

Assessment Procedure: Laboratory

1. Every lab session (150 minutes) should be handled by not less than two teachers (three would be ideal) where each faculty has to conduct a speaking activity for 20/30 students.
2. The teachers are to assess each learner in the class for not less than 10 speaking activities, each one to be assessed for 10 marks or 10%. The average of 10 day-to-day activity assessments is to be calculated for 10 marks for internal assessment.

The rubric given below has to be filled in for all the students for all activities.

The rubric to assess the learners:

	Body language		Fluency & Audibility	Clarity in Speech	Neutralization of accent	Appropriate Language		Total 10 marks	Remarks
	Gestures & Postures	Eye Contact				Grammar	Vocabulary & expressions		

- **Lab Assessment: Internal (25 marks)**
 1. Day-to-Day activities: 10 marks
 2. Completing the exercises in the lab manual: 5 marks
 3. Internal test (5 marks written and 5 marks oral)
- **Lab Assessment: External (50 marks)**
 1. Written test: 20 marks (writing a dialogue, note-taking and answering questions on listening to an audio recording.
 2. Oral: Reading aloud a text or a dialogue- 10 marks
 3. Viva-Voce by the external examiner: 20 marks

Reference Books:

1. Strengthen your communication skills by Dr M Hari Prasad, Dr Salivendra Raju and Dr G Suvarna Lakshmi, Maruti Publications.
2. English for Professionals by Prof Eliah, B.S Publications, Hyderabad.
3. Unlock, Listening and speaking skills 2, Cambridge University Press
4. Spring Board to Success, Orient BlackSwan
5. A Practical Course in effective english speaking skills, PHI
6. Word power made handy, Dr shalini verma, Schand Company
7. Let us hear them speak, Jayashree Mohanraj, Sage texts
8. Professional Communication, Aruna Koneru, Mc Grawhill Education
9. Cornerstone, Developing soft skills, Pearson Education

I Year - I Semester

L	T	P	C
0	0	3	2

COMPUTER PROGRAMMING LAB

OBJECTIVES:

- Understand the basic concept of C Programming, and its different modules that includes conditional and looping expressions, Arrays, Strings, Functions, Pointers, Structures and File programming.
- Acquire knowledge about the basic concept of writing a program.
- Role of constants, variables, identifiers, operators, type conversion and other building blocks of C Language.
- Use of conditional expressions and looping statements to solve problems associated with conditions and repetitions.
- Role of Functions involving the idea of modularity.

Programming

Exercise - 1 Basics

- a) What is an OS Command, Familiarization of Editors - vi, Emacs
- b) Using commands like mkdir, ls, cp, mv, cat, pwd, and man
- c) C Program to Perform Adding, Subtraction, Multiplication and Division of two numbers From Command line

Exercise - 2 Basic Math

- a) Write a C Program to Simulate 3 Laws at Motion
- b) Write a C Program to convert Celsius to Fahrenheit and vice versa

Exercise - 3 Control Flow - I

- a) Write a C Program to Find Whether the Given Year is a Leap Year or not.
- b) Write a C Program to Add Digits & Multiplication of a number

Exercise – 4 Control Flow - II

- a) Write a C Program to Find Whether the Given Number is
 - i) Prime Number
 - ii) Armstrong Number
- b) Write a C program to print Floyd Triangle
- c) Write a C Program to print Pascal Triangle

Exercise – 5 Functions

- a) Write a C Program demonstrating of parameter passing in Functions and returning values.
- b) Write a C Program illustrating Fibonacci, Factorial with Recursion without Recursion

Exercise – 6 Control Flow - III

- a) Write a C Program to make a simple Calculator to Add, Subtract, Multiply or Divide Using switch...case
- b) Write a C Program to convert decimal to binary and hex (using switch call function the function)

Exercise – 7 Functions - Continued

Write a C Program to compute the values of $\sin x$ and $\cos x$ and e^x values using Series expansion. (use factorial function)

Exercise – 8 Arrays

Demonstration of arrays

- a) Search-Linear.
- b) Sorting-Bubble, Selection.
- c) Operations on Matrix.

Exercises - 9 Structures

- a) Write a C Program to Store Information of a Movie Using Structure
- b) Write a C Program to Store Information Using Structures with Dynamically Memory Allocation
- c) Write a C Program to Add Two Complex Numbers by Passing Structure to a Function

Exercise - 10 Arrays and Pointers

- a) Write a C Program to Access Elements of an Array Using Pointer
- b) Write a C Program to find the sum of numbers with arrays and pointers.

Exercise – 11 Dynamic Memory Allocations

- a) Write a C program to find sum of n elements entered by user. To perform this program, allocate memory dynamically using malloc () function.
- b) Write a C program to find sum of n elements entered by user. To perform this program, allocate memory dynamically using calloc () function.

Understand the difference between the above two programs

Exercise – 12 Strings

- a) Implementation of string manipulation operations **with** library function.
 - i) copy
 - ii) concatenate
 - iii) length
 - iv) compare
- b) Implementation of string manipulation operations **without** library function.
 - i) copy
 - ii) concatenate
 - iii) length
 - iv) compare

Exercise -13 Files

- a) Write a C programming code to open a file and to print its contents on screen.
- b) Write a C program to copy files

Exercise - 14 Files Continue

- a) Write a C program that merges two files and stores their contents in another file.
- b) Write a C program to delete a file.

OUTCOMES:

- Apply and practice logical ability to solve the problems.
- Understand C programming development environment, compiling, debugging, and linking and executing a program using the development environment
- Analyzing the complexity of problems, Modularize the problems into small modules and then convert them into programs
- Understand and apply the in-built functions and customized functions for solving the problems.
- Understand and apply the pointers, memory allocation techniques and use of files for dealing with variety of problems.
- Document and present the algorithms, flowcharts and programs in form of user-manuals
- Identification of various computer components, Installation of software

Note:

- a) **All the Programs must be executed in the Linux Environment. (Mandatory)**
- b) **The Lab record must be a print of the LATEX (.tex) Format.**

I Year - II Semester	L	T	P	C
ENGLISH –II	4	0	0	3
(Common to All Branches)				

Introduction:

In view of the growing importance of English as a tool for global communication and the consequent emphasis on training the students to acquire communicative competence, the syllabus has been designed to develop linguistic and communicative competence of the students of Engineering.

As far as the detailed Textbooks are concerned, the focus should be on the skills of listening, speaking, reading and writing. The nondetailed Textbooks are meant for extensive reading for pleasure and profit.

Thus the stress in the syllabus is primarily on the development of communicative skills and fostering of ideas.

Objectives:

1. To improve the language proficiency of the students in English with emphasis on LSRW skills.
2. To enable the students to study and comprehend the prescribed lessons and subjects more effectively relating to their theoretical and practical components.
3. To develop the communication skills of the students in both formal and informal situations.

LISTENING SKILLS:

Objectives:

1. To enable the students to appreciate the role of listening skill and improve their pronunciation.
2. To enable the students to comprehend the speech of people belonging to different backgrounds and regions.
3. To enable the students to listen for general content, to fill up information and for specific information.

SPEAKING SKILLS:

Objectives:

1. To make the students aware of the importance of speaking for their personal and professional communication.
2. To enable the students to express themselves fluently and accurately in social and professional success.
3. To help the students describe objects, situations and people.
4. To make the students participate in group activities like roleplays, discussions and debates.
5. To make the students participate in Just a Minute talks.

READING SKILLS:

Objectives:

1. To enable the students to comprehend a text through silent reading.
2. To enable the students to guess the meanings of words, messages and inferences of texts in given contexts.
3. To enable the students to skim and scan a text.
4. To enable the students to identify the topic sentence.
5. To enable the students to identify discourse features.
6. To enable the students to make intensive and extensive reading.

WRITING SKILLS:

Objectives:

1. To make the students understand that writing is an exact formal skills.
2. To enable the students to write sentences and paragraphs.
3. To make the students identify and use appropriate vocabulary.
4. To enable the students to narrate and describe.
5. To enable the students capable of note-making.
6. To enable the students to write coherently and cohesively.
7. To make the students to write formal and informal letters.
8. To enable the students to describe graphs using expressions of comparison.
9. To enable the students to write technical reports.

Methodology:

1. The class are to be learner-centered where the learners are to read the texts to get a comprehensive idea of those texts on their own with the help of the peer group and the teacher.
2. Integrated skill development methodology has to be adopted with focus on individual language skills as per the tasks/exercise.

3. The tasks/exercises at the end of each unit should be completed by the learners only and the teacher intervention is permitted as per the complexity of the task/exercise.
4. The teacher is expected to use supplementary material wherever necessary and also generate activities/tasks as per the requirement.
5. The teacher is permitted to use lecture method when a completely new concept is introduced in the class.

Assessment Procedure: Theory

1. The formative and summative assessment procedures are to be adopted (mid exams and end semester examination).
2. Neither the formative nor summative assessment procedures should test the memory of the content of the texts given in the textbook. The themes and global comprehension of the units in the present day context with application of the language skills learnt in the unit are to be tested.
3. Only new unseen passages are to be given to test reading skills of the learners. Written skills are to be tested from sentence level to essay level. The communication formats—emails, letters and reports-- are to be tested along with appropriate language and expressions.
4. Examinations:
 I mid exam + II mid exam (15% for descriptive tests+10% for online tests)= 25%

 (80% for the best of two and 20% for the other)

 Assignments= 5%

 End semester exams=70%
5. Three take home assignments are to be given to the learners where they will have to read texts from the reference books list or other sources and write their gist in their own words.

6.

The following text books are recommended for study in I B.Tech II Semester (Common for all branches) and I B.Pharma II Sem of JNTU Kakinada from the academic year 2016-17 (**R-16 Regulations**)

DETAILED TEXTBOOK: ENGLISH ENCOUNTERS Published by **Maruthi Publishers**.

DETAILED NON-DETAIL: THE GREAT INDIAN SCIENTISTS Published by **Cengage learning**

The course content along with the study material is divided into six units.

UNIT 1:

1. 'The Greatest Resource- Education' from English Encounters

OBJECTIVE:

Schumacher describes the education system by saying that it was mere training, something more than mere knowledge of facts.

OUTCOME:

The lesson underscores that the ultimate aim of Education is to enhance wisdom.

2. 'A P J Abdul Kalam' from The Great Indian Scientists.

OBJECTIVE:

The lesson highlights Abdul Kalam's contributions to Indian science and the awards he received.

OUTCOME:

Abdul Kalam's simple life and service to the nation inspires the readers to follow in his footsteps.

UNIT 2:

1. 'A Dilemma' from English Encounters

OBJECTIVE: The lesson centres on the pros and cons of the development of science and technology.

OUTCOME: The lesson enables the students to promote peaceful co-existence and universal harmony among people and society.

2. 'C V Raman' from The Great Indian Scientists.

OBJECTIVE:

The lesson highlights the dedicated research work of C V Raman and his achievements in Physics.

OUTCOME:

The Achievements of C V Raman are inspiring and exemplary to the readers and all scientists.

UNIT 3:

1. 'Cultural Shock': Adjustments to new Cultural Environments from English Encounters.

OBJECTIVE:

The lesson depicts of the symptoms of Cultural Shock and the aftermath consequences.

OUTCOME:

The lesson imparts the students to manage different cultural shocks due to globalization.

2. 'Homi Jehangir Bhabha' from The Great Indian Scientists.

OBJECTIVE:

The lesson highlights Homi Jehangir Bhabha's contributions to Indian nuclear programme as architect.

OUTCOME:

The seminal contributions of Homi Jehangir Bhabha to Indian nuclear programme provide an aspiration to the readers to serve the nation and strengthen it.

UNIT 4:

1. 'The Lottery' from English Encounters.

OBJECTIVE:

The lesson highlights insightful commentary on cultural traditions.

OUTCOME:

The theme projects society's need to re-examine its traditions when they are outdated.

2. 'Jagadish Chandra Bose' from The Great Indian Scientists.

OBJECTIVE:

The lesson gives an account of the unique discoveries and inventions of Jagadish Chandra Bose in Science.

OUTCOME: The Scientific discoveries and inventions of Jagadish Chandra Bose provide inspiration to the readers to make their own contributions to science and technology, and strengthen the nation.

UNIT 5:

1. 'The Health Threats of Climate Change' from English Encounters.

OBJECTIVE:

The essay presents several health disorders that spring out due to environmental changes

OUTCOME:

The lesson offers several inputs to protect environment for the sustainability of the future generations.

2. ' Prafulla Chandra Ray' from The Great Indian Scientists.

OBJECTIVE:

The lesson given an account of the experiments and discoveries in Pharmaceuticals of Prafulla Chandra Ray.

OUTCOME:

Prafulla Chandra Ray's scientific achievements and patriotic fervour provide inspiration to the reader.

UNIT 6:

1. ' The Chief Software Architect' from English Encounters

OBJECTIVE:

The lesson supports the developments of technology for the betterment of human life.

OUTCOME:

Pupil get inspired by eminent personalities who toiled for the present day advancement of software development.

2. ' Srinivasa Ramanujan' from The Great Indian Scientists.

OBJECTIVE:

The lesson highlights the extraordinary achievements of Srinivasa Ramanujan, a great mathematician and the most romantic figure in mathematics.

OUTCOME:

The lesson provides inspiration to the readers to think and tap their innate talents.

NOTE:

All the exercises given in the prescribed lessons in both detailed and non-detailed textbooks relating to the theme and language skills must be covered

MODEL QUESTION PAPER FOR THEORY

PART- I

Six short answer questions on 6 unit themes

One question on eliciting student's response to any of the themes

PART-II

Each question should be from one unit and the last question can be a combination of two or more units.

Each question should have 3 sub questions: A,B & C

A will be from the main text: 5 marks

B from non-detailed text: 3 marks

C on grammar and Vocabulary: 6 marks

I Year - II Semester	MATHEMATICS-II (Mathematical Methods)	L	T	P	C
		4	0	0	3

Course Objectives:

1. The course is designed to equip the students with the necessary mathematical skills and techniques that are essential for an engineering course.
2. The skills derived from the course will help the student from a necessary base to develop analytic and design concepts.
3. Understand the most basic numerical methods to solve simultaneous linear equations.

Course Outcomes: At the end of the Course, Student will be able to:

1. Calculate a root of algebraic and transcendental equations. Explain relation between the finite difference operators.
2. Compute interpolating polynomial for the given data.
3. Solve ordinary differential equations numerically using Euler's and RK method.
4. Find Fourier series and Fourier transforms for certain functions.
5. Identify/classify and solve the different types of partial differential equations.

UNIT I: Solution of Algebraic and Transcendental Equations:

Introduction- Bisection method – Method of false position – Iteration method – Newton-Raphson method (One variable and simultaneous Equations).

UNIT II: Interpolation:

Introduction- Errors in polynomial interpolation – Finite differences- Forward differences- Backward differences – Central differences – Symbolic relations and separation of symbols - Differences of a polynomial-Newton's formulae for interpolation – Interpolation with unequal intervals - Lagrange's interpolation formula.

UNIT III: Numerical Integration and solution of Ordinary Differential equations:

Trapezoidal rule- Simpson's $1/3^{\text{rd}}$ and $3/8^{\text{th}}$ rule-Solution of ordinary differential equations by Taylor's series-Picard's method of successive approximations-Euler's method - Runge-Kutta method (second and fourth order).

UNIT IV: Fourier Series:

Introduction- Periodic functions – Fourier series of π -periodic function - Dirichlet's conditions – Even and odd functions – Change of interval– Half-range sine and cosine series.

UNIT V: Applications of PDE:

Method of separation of Variables- Solution of One dimensional Wave, Heat and two-dimensional Laplace equation.

UNIT VI: Fourier Transforms:

Fourier integral theorem (without proof) – Fourier sine and cosine integrals - sine and cosine transforms – properties – inverse transforms – Finite Fourier transforms.

Text Books:

1. **B.S.Grewal**, Higher Engineering Mathematics, 43rd Edition, Khanna Publishers.
2. **N.P.Bali**, Engineering Mathematics, Lakshmi Publications.

Reference Books:

1. **Dean G. Duffy**, Advanced engineering mathematics with MATLAB, CRC Press
2. **V.Ravindranath and P.Vijayalakshmi**, Mathematical Methods, Himalaya Publishing House.
3. **Erwin Kreyszig**, Advanced Engineering Mathematics, 10th Edition, Wiley-India
4. **David Kincaid, Ward Cheney**, Numerical Analysis-Mathematics of Scientific Computing, 3rd Edition, Universities Press.
5. **Srimanta Pal, Subodh C.Bhunia**, Engineering Mathematics, Oxford University Press.
6. **Dass H.K., Rajnish Verma. Er.**, Higher Engineering Mathematics, S. Chand Co. Pvt. Ltd, Delhi.

I Year - II Semester

MATHEMATICS – III

L	T	P	C
4	0	0	3

Course Objectives:

1. The course is designed to equip the students with the necessary mathematical skills and techniques that are essential for an engineering course.
2. The skills derived from the course will help the student from a necessary base to develop analytic and design concepts.
3. Understand the most basic numerical methods to solve simultaneous linear equations.

Course Outcomes: At the end of the Course, Student will be able to:

1. Determine rank, Eigenvalues and Eigen vectors of a given matrix and solve simultaneous linear equations.
2. Solve simultaneous linear equations numerically using various matrix methods.
3. Determine double integral over a region and triple integral over a volume.
4. Calculate gradient of a scalar function, divergence and curl of a vector function. Determine line, surface and volume integrals. Apply Green, Stokes and Gauss divergence theorems to calculate line, surface and volume integrals.

UNIT I: Linear systems of equations:

Rank-Echelon form-Normal form – Solution of linear systems – Gauss elimination - Gauss Jordan- Gauss Jacobi and Gauss Seidal methods.Applications: Finding the current in electrical circuits.

UNIT II: Eigen values - Eigen vectors and Quadratic forms:

Eigen values - Eigen vectors– Properties – Cayley-Hamilton theorem - Inverse and powers of a matrix by using Cayley-Hamilton theorem- Diagonalization- Quadratic forms- Reduction of quadratic form to canonical form – Rank - Positive, negative and semi definite - Index – Signature.

Applications: Free vibration of a two-mass system.

UNIT III: Multiple integrals:

Curve tracing: Cartesian, Polar and Parametric forms.

Multiple integrals: Double and triple integrals – Change of variables – Change of order of integration.

Applications: Finding Areas and Volumes.

UNIT IV: Special functions:

Beta and Gamma functions- Properties - Relation between Beta and Gamma functions- Evaluation of improper integrals.

Applications: Evaluation of integrals.

UNIT V: Vector Differentiation:

Gradient- Divergence- Curl - Laplacian and second order operators -Vector identities.

Applications: Equation of continuity, potential surfaces

UNIT VI: Vector Integration:

Line integral – Work done – Potential function – Area- Surface and volume integrals Vector integral theorems: Greens, Stokes and Gauss Divergence theorems (without proof) and related problems.

Applications: Work done, Force.

Text Books:

1. **B.S.Grewal**, Higher Engineering Mathematics, 43rd Edition, Khanna Publishers.
2. **N.P.Bali**, Engineering Mathematics, Lakshmi Publications.

Reference Books:

1. **Greenberg**, Advanced Engineering Mathematics, 2nd edition, Pearson edn
2. **Erwin Kreyszig**, Advanced Engineering Mathematics, 10th Edition, Wiley-India
3. **Peter O'Neil**, Advanced Engineering Mathematics, 7th edition, Cengage Learning.
4. **D.W. Jordan and T.Smith**, Mathematical Techniques, Oxford University Press.
5. **Srimanta Pal, Subodh C.Bhunia**, Engineering Mathematics, Oxford University Press.
6. **Dass H.K., Rajnish Verma. Er.**, Higher Engineering Mathematics, S. Chand Co. Pvt. Ltd, Delhi.

I Year - II Semester	ENGINEERING PHYSICS	L	T	P	C
		4	0	0	3

(ME, CE, PE, PCE, MET.E, MINING, AUTOMOBILE, CHEMICAL, AERONAUTICAL, BIO.TECH)

OBJECTIVES: *Physics curriculum which is re-oriented to the needs of Circuital branches of graduate engineering courses offered by JNTUniv.Kkd. that serves as a transit to understand the branch specific advanced topics. The courses are designed to:*

- *Impart concepts of Optical Interference, Diffraction and Polarization required to design instruments with higher resolution - Concepts of coherent sources, its realization and utility optical instrumentation.*
- *Study the Structure-property relationship exhibited by solid crystal materials for their utility.*
- *Tap the Simple harmonic motion and its adaptability for improved acoustic quality of concert halls.*
- *To explore the Nuclear Power as a reliable source required to run industries*
- *To impart the knowledge of materials with characteristic utility in appliances.*

UNIT-I

INTERFERENCE: Principle of Superposition – Coherent Sources – Interference in thin films (reflection geometry) – Newton’s rings – construction and basic principle of Interferometers.

UNIT-II

DIFFRACTION: Fraunhofer diffraction at single slit cases of double slit, N-slits & Circular Aperture (Qualitative treatment only)-Grating equation - Resolving power of a grating, Telescope and Microscopes.

UNIT-III

POLARIZATION: Types of Polarization-production - Nicol Prism -Quarter wave plate and Half Wave plate – Working principle of Polarimeter (Sacharimeter)

LASERS: Characteristics– Stimulated emission – Einstein’s Transition Probabilities-Pumping schemes - Ruby laser – Helium Neon laser.

UNIT-IV

ACOUSTICS: Reverberation time - Sabine’s formula – Acoustics of concert-hall.

ULTRASONICS: Production - Ultrasonic transducers- Non-Destructive Testing – Applications.

UNIT-V

CRYSTALLOGRAPHY & X-RAY DIFFRACTION: Basis and lattice – Bravais systems-Symmetry elements- Unit cell- packing fraction – coordination number- Miller indices – Separation between successive (h k l) planes – Bragg’s law.

NUCLEAR ENERGY – SOURCE OF POWER: Mass defect & Binding Energy – Fusion and Fission as sources – Fast breeder Reactors.

UNIT-VI

MAGNETISM: Classification based on Field, Temperature and order/disorder –atomic origin – Ferromagnetism- Hysteresis- applications of magnetic materials (Para & Ferro)..

DIELECTRICS: Electric Polarization – Dielectrics in DC and AC fields – Internal field – Clausius Mossoti Equation - Loss, Breakdown and strength of dielectric materials – Ferroelectric Hysteresis and applications.

Outcome: Construction and working details of instruments, ie., Interferometer, Diffractometer and Polarimeter are learnt. Study Acoustics, crystallography magnetic and dielectric materials enhances the utility aspects of materials.

Text Books:

1. A Text book of Engineering Physics – by Dr. M.N.Avadhanulu and Dr.P.G.Kshirasagar, S.Chand & Company Ltd., (2014)
2. Physics for Engineers by M.R.Srinasan, New Age international publishers (2009)
3. Engineering Physics by D.K.Bhattacharya and Poonam Tandon , Oxford press (2015)

Reference books:

1. Applied Physics by P.K.Palanisamy , Scitech publications (2014)
2. Lasers and Non-Linear optics by B.B.Laud , Newage international publishers (2008)

I Year - II Semester

L	T	P	C
4	0	0	3

ELEMENTS OF MECHANICAL ENGINEERING

Learning Objectives: The content of this course shall provide the student the basic concepts of various mechanical systems and exposes the student to a wide range of equipment and their utility in a practical situation. It shall provide the fundamental principles of materials, fuels, Steam, I.C. Engines, compressors, hydraulic machines and transmission systems that usually exist in any process plant.

UNIT –I:

Stresses and strains: kinds of – stress-strains, elasticity and plasticity, Hooks law, stress – strain diagrams, modules of elasticity, Poisson’s ratio, linear and volumetric strain, relation between E, N, and K, bars of uniform strength, compound bars and temperature stresses.

UNIT– II:

Types of supports – loads – Shear force and bending moment for cantilever and simply supported beams without overhanging for all types of loads.

Theory of simple bending, simple bending formula, Distribution of Flexural and Shear stress in Beam section – Shear stress formula – Shear stress distribution for some standard sections

UNIT-III:

Thin cylindrical shells: stress in cylindrical shells due to internal pressures, circumferential stress, longitudinal stress, design of thin cylindrical shells, spherical shells, change in dimension of the shell due to internal pressure, change in volume of the shell due to internal pressure.

Thick Cylinders: Lamé’s equation- cylinders subjected to inside and outside pressures columns and Struts.

UNIT-IV:

Steam boilers and Reciprocating air compressors: Classification of boilers, essentialities of boilers, selection of different types of boilers, study of boilers, boiler mountings and accessories.

Reciprocating air compressors: uses of compressed air, work done in single stage and two-stage compression, inter cooling and simple problems.

UNIT-V:

Internal combustion engines: classification of IC engines, basic engine components and nomenclature, working principle of engines, Four strokes and two stroke petrol and diesel engines, comparison of CI and SI engines, comparison of four stroke and two stroke engines, simple problems such as indicated power, brake power, friction power, specific fuel consumption, brake thermal efficiency, indicated thermal efficiency and mechanical efficiency.

UNIT-VI:

Transmission systems:Belts –Ropes and chain: belt and rope drives, velocity ratio, slip, length of belt , open belt and cross belt drives, ratio of friction tensions, centrifugal tension in a belt, power transmitted by belts and ropes, initial tensions in the belt, simple problems.

Gear trains: classification of gears, gear trains velocity ratio, simple, compound –reverted and epicyclic gear trains.

Outcomes: After completing the course, the student shall be able to determine:

- The stress/strain of a mechanical component subjected to loading.
- The performance of components like Boiler, I.C. Engine, Compressor, Steam/Hydraulic turbine, Belt, Rope and Gear.
- The type of mechanical component suitable for the required power transmission.

Text Books:

1. Strength of Materials and Mechanics of Structures, B.C.Punmia, Standard Publications and distributions, 9th edition, 1991.
2. Thermal Engineering, Ballaney,P.L., Khanna Publishers, 2003.
3. Elements of Mechanical Engineering, A.R.Asrani, S.M.Bhatt and P.K.Shah, B.S. Pubs.
4. Elements of Mechanical Engineering, M.L.Mathur, F.S.Metha&R.P.Tiwari Jain Brothers Pubs., 2009.

Reference Book:

Theory of Machines, S.S. Rattan, Tata McGraw Hil., 2004 & 2009.

I Year - II Semester

ENGINEERING DRAWING

L	T	P	C
4	0	0	3

Learning Objectives:

- Engineering drawing being the principle method of communication for engineers, the objective is to introduce the students, the techniques of constructing the various types of polygons, curves and scales. The objective is also to visualize and represent the 3D objects in 2D planes with proper dimensioning, scaling etc.

UNIT-I:

Objective: To introduce the students to use drawing instruments and to draw polygons, Engg. Curves.

Polygons: Constructing regular polygons by general methods, inscribing and describing polygons on circles.

Curves: Parabola, Ellipse and Hyperbola by general methods, cycloids, involutes, tangents & normals for the curves.

UNIT-II:

Objective: To introduce the students to use scales and orthographic projections, projections of points & simple lines.

Scales: Plain scales, diagonal scales and vernier scales

Orthographic Projections: Horizontal plane, vertical plane, profile plane, importance of reference lines, projections of points in various quadrants, projections of lines, lines parallel either to of the reference planes (HP, VP or PP)

UNIT-III:

Objective: The objective is to make the students draw the projections of the lines inclined to both the planes.

Projections of straight lines inclined to both the planes, determination of true lengths, angle of inclination and traces- HT, VT

UNIT-IV:

Objective: The objective is to make the students draw the projections of the plane inclined to both the planes.

Projections of planes: regular planes perpendicular/parallel to one plane and inclined to the other reference plane; inclined to both the reference planes.

UNIT-V:

Objective: The objective is to make the students draw the projections of the various types of solids in different positions inclined to one of the planes.

Projections of Solids – Prisms, Pyramids, Cones and Cylinders with the axis inclined to one of the planes.

UNIT-VI:

Objective: The objective is to represent the object in 3D view through isometric views. The student will be able to represent and convert the isometric view to orthographic view and vice versa.

Conversion of isometric views to orthographic views; Conversion of orthographic views to isometric views.

Text Books:

1. Engineering Drawing, N.D. Butt, Chariot Publications.
2. Engineering Drawing, Agarwal & Agarwal, Tata McGraw Hill Publishers.

Reference Books:

1. Engineering Drawing, K.L.Narayana& P. Kannaiah, Scitech Publishers.
2. Engineering Graphics for Degree, K.C. John, PHI Publishers.
3. Engineering Graphics, PI Varghese, McGrawHill Publishers
4. Engineering Drawing + AutoCAD, K Venugopal, V. Prabhu Raja, New Age.

	L	T	P	C
I Year - II Semester				
ENGLISH – COMMUNICATION SKILLS				
LAB – II	0	0	3	2

PRESCRIBED LAB MANUAL FOR SEMESTER II:

'INTERACT: English Lab Manual for Undergraduate Students' Published by **Orient Blackswan Pvt Ltd.**

OBJECTIVES:

To enable the students to learn demonstratively the communication skills of listening, speaking, reading and writing.

OUTCOME:

A study of the communicative items in the laboratory will help the students become successful in the competitive world.

The course content along with the study material is divided into six units.

UNIT 1:

1. Debating
Practice work

UNIT 2:

1. Group Discussions
Practice work

UNIT 3:

1. Presentation Skills
Practice work

UNIT 4:

1. Interview Skills
Practice work

UNIT 5:

1. Email,
2. Curriculum Vitae
Practice work

UNIT 6:

1. Idiomatic Expressions
2. Common Errors in English
Practice work

Reference Books:

1. Strengthen your communication skills by Dr M Hari Prasad, Dr Salivendra Raju and Dr G Suvarna Lakshmi, Maruti Publications.
2. English for Professionals by Prof Eliah, B.S Publications, Hyderabad.
3. Unlock, Listening and speaking skills 2, Cambridge University Press
4. Spring Board to Success, Orient BlackSwan
5. A Practical Course in effective english speaking skills, PHI
6. Word power made handy, Dr shalini verma, Schand Company
7. Let us hear them speak, Jayashree Mohanraj, Sage texts
8. Professional Communication, Aruna Koneru, Mc Grawhill Education
9. Cornerstone, Developing soft skills, Pearson Education

I Year - II Semester	L	T	P	C
	0	0	3	2

ENGINEERING/APPLIED PHYSICS LAB

(Any 10 of the following listed experiments)

Objective: *Training field oriented Engineering graduates to handle instruments and their design methods to improve the accuracy of measurements.*

LIST OF EXPERIMENTS:

1. Determination of wavelength of a source-Diffraction Grating-Normal incidence.
2. Newton's rings – Radius of Curvature of Plano - Convex Lens.
3. Determination of thickness of a spacer using wedge film and parallel interference fringes.
4. Determination of Rigidity modulus of a material- Torsional Pendulum.
5. Determination of Acceleration due to Gravity and Radius of Gyration- Compound Pendulum.
6. Melde's experiment – Transverse and Longitudinal modes.
7. Verification of laws of vibrations in stretched strings – Sonometer.
8. Determination of velocity of sound – Volume Resonator.
9. L- C- R Series Resonance Circuit.
10. Study of I/V Characteristics of Semiconductor diode.
11. I/V characteristics of Zener diode.
12. Characteristics of Thermistor – Temperature Coefficients.
13. Magnetic field along the axis of a current carrying coil – Stewart and Gee's apparatus.
14. Energy Band gap of a Semiconductor p - n junction.
15. Hall Effect in semiconductors.
16. Time constant of CR circuit.
17. Determination of wavelength of laser source using diffraction grating.
18. Determination of Young's modulus by method of single cantilever oscillations.
19. Determination of lattice constant – lattice dimensions kit.
20. Determination of Planck's constant using photocell.
21. Determination of surface tension of liquid by capillary rise method.

Outcome: *Physics lab curriculum gives fundamental understanding of design of an instrument with targeted accuracy for physical measurements.*

I Year - II Semester	L	T	P	C
	0	0	2	0

ENGINEERING /APPLIED/PHYSICS - VIRTUAL LABS – ASSIGNMENTS
(Constitutes 5% marks of 30marks of Internal-component)

Objective: *Training Engineering students to prepare a technical document and improving their writing skills.*

LIST OF EXPERIMENTS

1. Hall Effect
2. Crystal Structure
3. Hysteresis
4. Brewster's angle
5. Magnetic Levitation / SQUID
6. Numerical Aperture of Optical fiber
7. Photoelectric Effect
8. Simple Harmonic Motion
9. Damped Harmonic Motion
10. LASER – Beam Divergence and Spot size
11. B-H curve
12. Michelson's interferometer
13. Black body radiation

URL: www.vlab.co.in

Outcome: *Physics Virtual laboratory curriculum in the form of assignment ensures an engineering graduate to prepare a /technical/mini-project/ experimental report with scientific temper.*

I Year - II Semester

L	T	P	C
0	0	3	2

ENGINEERING WORKSHOP & IT WORKSHOP

ENGINEERING WORKSHOP:

Course Objective: To impart hands-on practice on basic engineering trades and skills.

Note: At least two exercises to be done from each trade.

Trade:

Carpentry

1. T-Lap Joint
2. Cross Lap Joint
3. Dovetail Joint
4. Mortise and Tennon Joint

Fitting

1. Vee Fit
2. Square Fit
3. Half Round Fit
4. Dovetail Fit

Black Smithy

1. Round rod to Square
2. S-Hook
3. Round Rod to Flat Ring
4. Round Rod to Square headed bolt

House Wiring

1. Parallel / Series Connection of three bulbs
2. Stair Case wiring
3. Florescent Lamp Fitting
4. Measurement of Earth Resistance

Tin Smithy

1. Taper Tray
2. Square Box without lid
3. Open Scoop
4. Funnel

IT WORKSHOP:

OBJECTIVES:

- Understand the basic components and peripherals of a computer.
- To become familiar in configuring a system.
- Learn the usage of productivity tools.
- Acquire knowledge about the netiquette and cyber hygiene.
- Get hands on experience in trouble shooting a system?

1. System Assembling, Disassembling and identification of Parts / Peripherals

2. Operating System Installation-Install Operating Systems like Windows, Linux along with necessary Device

Drivers.

3. MS-Office / Open Office

- a. **Word** - Formatting, Page Borders, Reviewing, Equations, symbols.
- b. **Spread Sheet** - organize data, usage of formula, graphs, charts.
- c. **Power point** - features of power point, guidelines for preparing an effective presentation.
- d. **Access**- creation of database, validate data.

4. Network Configuration & Software Installation-Configuring TCP/IP, proxy and firewall settings. Installing application software, system software & tools.

5. Internet and World Wide Web-Search Engines, Types of search engines, netiquette, cyber hygiene.

6. Trouble Shooting-Hardware trouble shooting, Software trouble shooting.

7. MATLAB- basic commands, subroutines, graph plotting.

8. LATEX-basic formatting, handling equations and images.

OUTCOMES:

- Common understanding of concepts, patterns of decentralization implementation in Africa †
- Identified opportunities for coordinated policy responses, capacity building and implementation of best practices †
- Identified instruments for improved decentralization to the local level †
- Identified strategies for overcoming constraints to effective decentralization and sustainable management at different levels

TEXT BOOKS:

1. Computer Hardware, Installation, Interfacing, Troubleshooting and Maintenance, K.L. James, Eastern Economy Edition.
2. Microsoft Office 2007: Introductory Concepts and Techniques, Windows XP Edition By Gary B. Shelly, Misty E. Vermaat and Thomas J. Cashman (2007, Paperback).
3. LATEX- User's Guide and Reference manual, Leslie Lamport, Pearson, LPE, 2/e.
4. Getting Started with MATLAB: A Quick Introduction for Scientists and Engineers, Rudraprathap, Oxford University Press, 2002.
5. Scott Mueller's Upgrading and Repairing PCs, 18/e, Scott. Mueller, QUE, Pearson, 2008
6. The Complete Computer upgrade and repair book, 3/e, Cheryl A Schmidt, Dreamtech.
7. Comdex Information Technology course tool kit Vikas Gupta, WILEY Dreamtech.
8. Introduction to Information Technology, ITL Education Solutions limited, Pearson Education.

II Year - I Semester

L	T	P	C
4	0	0	3

PROBABILITY AND STATISTICS
(Common to CE, CSE, IT, Chemical, PE, PCE, Civil Branches)

Course Objectives: To acquaint students with the fundamental concepts of probability and statistics and to develop an understanding of the role of statistics in engineering. Also to introduce numerical techniques to solve the real world applications.

Course Outcomes: At the end of the Course, Student will be able to:

1. Examine, analyze, and compare various Probability distributions for both discrete and continuous random variables.
2. Describe and compute confidence intervals for the mean of a population.
3. Describe and compute confidence intervals for the proportion and the variance of a population and test the hypothesis concerning mean, proportion and variance and perform ANOVA test.
4. Fit a curve to the numerical data.

UNIT I: Discrete Random variables and Distributions:

Introduction-Random variables- Discrete Random variable-Distribution function- Expectation-Moment Generating function-Moments and properties.

Discrete distributions: Binomial, Poisson and Geometric distributions and their fitting to data.

UNIT II: Continuous Random variable and distributions:

Introduction-Continuous Random variable-Distribution function- Expectation-Moment Generating function-Moments and properties.

Continuous distribution: Uniform, Exponential and Normal distributions, Normal approximation to Binomial distribution -Weibull, Gamma distribution.

UNIT III: Sampling Theory:

Introduction - Population and samples- Sampling distribution of means (σ known)-Central limit theorem- t-distribution- Sampling distribution of means (σ unknown)- Sampling distribution of variances - χ^2 and F-distributions- Point estimation- Maximum error of estimate - Interval estimation.

UNIT IV: Tests of Hypothesis:

Introduction -Hypothesis-Null and Alternative Hypothesis- Type I and Type II errors -Level of significance - One tail and two-tail tests- Tests concerning one mean and proportion, two means- Proportions and their differences- ANOVA for one-way and two-way classified data.

UNIT V: Curve fitting and Correlation:

Introduction - Fitting a straight line -Second degree curve-exponential curve-power curve by method of least squares-Goodness of fit.

Correlation and Regression - Properties.

UNIT VI: Statistical Quality Control Methods:

Introduction - Methods for preparing control charts – Problems using x-bar, p, R charts and attribute charts.

Text Books:

1. **Jay I.devore**, Probability and Statistics for Engineering and the Sciences.8th edition,Cengage.
2. **Richards A Johnson, Irvin Miller and Johnson E Freund**. Probability and Statistics for Engineering, 9th Edition,PHI.

Reference Books:

1. **Shron L.Myers, Keying Ye, Ronald E Walpole**, Probability and Statistics Engineers and the Scientists,8th Edition, Pearson 2007.
2. **William Menden Hall, Robert J. Bever and Barbara Bever**, Introduction to probability and statistics, Cengage learning.2009
3. **Sheldon, M. Rosss**, Introduction to probability and statistics Engineers and the Scientists,
4th edition, Academic Foundation,2011
4. **Johannes Ledolter and Robert V.Hogg**, Applied statistics for Engineers and Physical Scientists, 3rd Edition, Pearson,2010

II Year - I Semester

L	T	P	C
4	0	0	3

BASIC ELECTRICAL AND ELECTRONICS ENGINEERING

Preamble:

This course covers the topics related to analysis of various electrical circuits, operation of various electrical machines, various electronic components to perform well in their respective fields.

Learning Objectives:

- To learn the basic principles of electrical law's and analysis of networks.
- To understand the principle of operation and construction details of DC machines.
- To understand the principle of operation and construction details of transformer.
- To understand the principle of operation and construction details of alternator and 3-Phase induction motor.
- To study the operation of PN junction diode, half wave, full wave rectifiers and OP-AMPs.
- To learn the operation of PNP and NPN transistors and various amplifiers.

Outcomes:

- Able to analyse the various electrical networks.
- Able to understand the operation of DC generators, 3-point starter and conduct the Swinburne's Test.
- Able to analyse the performance of transformer.
- Able to explain the operation of 3-phase alternator and 3-phase induction motors.
- Able to analyse the operation of half wave, full wave rectifiers and OP-AMPs.
- Able to explain the single stage CE amplifier and concept of feedback amplifier.

UNIT – I, ELECTRICAL CIRCUITS:

Basic definitions, Types of network elements, Ohm's Law, Kirchhoff's Laws, inductive networks, capacitive networks, series, parallel circuits and star-delta and delta-star transformations.

UNIT – II, DC MACHINES:

Principle of operation of DC generator – emf equation - types – DC motor types –torque equation – applications – three point starter, swinburn's Test, speed control methods.

UNIT – III, TRANSFORMERS:

Principle of operation of single phase transformers – e.m.f equation – losses –efficiency and regulation.

UNIT – IV, AC MACHINES: Principle of operation of alternators – regulation by synchronous impedance method –principle of operation of 3-Phase induction motor – slip-torque characteristics - efficiency – applications.

UNIT V, RECTIFIERS & LINEAR ICs: PN junction diodes, diode applications (Half wave and bridge rectifiers). Characteristics of operation amplifiers (OP-AMP) - application of OP-AMPs(inverting, non inverting, integrator and differentiator).

UNIT VI, TRANSISTORS: PNP and NPN junction transistor, transistor as an amplifier, single stage CE Amplifier, frequency response of CE amplifier, concepts of feedback amplifier.

TEXT BOOKS:

1. Electronic Devices and Circuits, R. L. Boylestad and Louis Nashelsky, 9th edition, PEI/PHI 2006.
2. Electrical Technology by Surinder Pal Bali, Pearson Publications.
3. Electrical Circuit Theory and Technology by John Bird, Routledge Taylor &Francis Group

REFERENCES:

1. Basic Electrical Engineering, M. S. Naidu and S. Kamakshiah, TMH Publications
2. Fundamentals of Electrical Engineering, Rajendra Prasad, PHI Publications, 2nd edition
3. Basic Electrical Engineering, Nagsarkar, Sukhija, Oxford Publications, 2nd edition
4. Industrial Electronics, G. K. Mittal, PHI

II Year - I Semester	L	T	P	C
	4	0	0	3

STRENGTH OF MATERIALS-I

Course Learning Objectives:

- To impart preliminary concepts of Strength of Material and Principles of Elasticity and Plasticity Stress strain behavior of materials and their governing laws. Introduce student the moduli of Elasticity and their relations
- To impart concepts of Bending Moment and Shear force for beams with different boundary and loading conditions and to draw the diagrams of variation across the length.
- To give concepts of stresses developed in the cross section and bending equations calculation of section modulus of sections with different cross sections
- The concepts above will be utilized in measuring deflections in beams under various loading and support conditions
- To classify cylinders based on their thickness and to derive equations for measurement of stresses across the cross section when subjected to external pressure.

Course Outcomes:

- The student will be able to understand the basic materials behavior under the influence of different external loading conditions and the support conditions
- The student will be able to draw the diagrams indicating the variation of the key performance features like bending moment and shear forces
- The student will have knowledge of bending concepts and calculation of section modulus and for determination of stresses developed in the beams and deflections due to various loading conditions
- The student will be able to assess stresses across section of the thin and thick cylinders to arrive at optimum sections to withstand the internal pressure using Lamé's equation.

SYLLABUS:

UNIT – I: Simple Stresses And Strains And Strain Energy: Elasticity and plasticity – Types of stresses and strains – Hooke's law – stress – strain diagram for mild steel – Working stress – Factor of safety – Lateral strain, Poisson's ratio and volumetric strain – Elastic moduli and the relationship between them – Bars of varying section – composite bars – Temperature stresses.

Strain Energy – Resilience – Gradual, sudden, impact and shock loadings – simple applications.

UNIT – II: Shear Force And Bending Moment: Definition of beam – Types of beams – Concept of shear force and bending moment – S.F and B.M diagrams for cantilever, simply supported and overhanging beams subjected to point loads, u.d.l., uniformly varying loads and combination of these loads – Point of contraflexure – Relation between S.F., B.M and rate of loading at a section of a beam

UNIT – III: Flexural Stresses: Theory of simple bending – Assumptions – Derivation of bending equation: $M/I = f/y = E/R$, Neutral axis – Determination bending stresses – section modulus of rectangular and circular sections (Solid and Hollow), I, T, Angle and Channel sections – Design of simple beam sections.

UNIT –IV: Shear Stresses: Derivation of formula – Shear stress distribution across various beam sections like rectangular, circular, triangular, I, T angle sections, built up beams, shear centre.

UNIT – V: Deflection Of Beams: Bending into a circular arc – slope, deflection and radius of curvature – Differential equation for the elastic line of a beam – Double integration and Macaulay's methods – Determination of slope and deflection for cantilever and simply supported beams subjected to point loads, - U.D.L. Uniformly varying load. Mohr's theorems – Moment area method – application to simple cases including overhanging beams.

UNIT – VI: Thin And Thick Cylinders: Thin seamless cylindrical shells – Derivation of formula for longitudinal and circumferential stresses – hoop, longitudinal and Volumetric strains – changes in diameter, and volume of thin cylinders – Thin spherical shells.

Thick Cylinders: Introduction Lamé's theory for thick cylinders – Derivation of Lamé's formulae – distribution of hoop and radial stresses across thickness – design of thick cylinders – compound cylinders – Necessary difference of radii for shrinkage – Thick spherical shells.

TEXT BOOKS:

1. Strength of Materials by Strength of materials, R. K. Rajput, S. Chand & Co, New Delhi
2. Strength of Materials by S. Ramamrutham,

REFERENCES:

1. Strength of Materials by R.K Bansal, Lakshmi Publications

II Year - I Semester

L	T	P	C
4	0	0	3

BUILDING MATERIALS AND CONSTRUCTION

I. Objectives of the course:

- Initiating the student with the knowledge of basic building materials and their properties.
- Imparting the knowledge of course pattern in masonry construction and flat roofs and techniques of forming foundation, columns, beams, walls, sloped and flat roofs.
- The student is to be exposed to the various patterns of floors, walls, different types of paints and varnishes.
- Imparting the students with the techniques of formwork and scaffolding.
- The students should be exposed to classification of aggregates, moisture content of the aggregate.

II. Course outcome:

Upon the successful completion of the course:

- The student should be able to identify different building materials and their importance in building construction.
- The student is expected to differentiate brick masonry, stone masonry construction and use of lime and cement in various constructions.
- The student should have learnt the importance of building components and finishings.
- The student is expected to know the classification of aggregates, sieve analysis and moisture content usually required in building construction.

UNIT I: Stones, Bricks And Tiles Properties of building stones – relation to their structural requirements, classification of stones – stone quarrying – precautions in blasting, dressing of stone, composition of good brick earth, various methods of manufacturing of bricks. Characteristics of good tile - manufacturing methods, types of tiles. Uses of materials like Aluminium, Gypsum, Glass and Bituminous materials

UNIT II Masonry Types of masonry, English and Flemish bonds, Rubble and Ashlar Masonry. Cavity and partition walls. Wood: Structure – Properties- Seasoning of timber- Classification of various types of woods used in buildings- Defects in timber. Alternative materials for wood – Galvanized Iron, Fiber Reinforced Plastics, Steel, Aluminium.

UNIT III: Lime And Cement Lime: Various ingredients of lime – Constituents of lime stone – classification of lime – various methods of manufacture of lime.

Cement: Portland cement- Chemical Composition – Hydration, setting and fineness of cement. Various types of cement and their properties. Various field and laboratory tests for Cement. Various ingredients of cement concrete and their importance – various tests for concrete.

UNIT IV: Building Components Lintels, arches, vaults, stair cases – types. Different types of floors – Concrete, Mosaic, Terrazzo floors, Pitched, flat roofs. Lean to roof, Coupled Roofs. Trussed roofs – King and Queen post Trusses. R.C.C Roofs, Madras Terrace and Pre fabricated roofs.

UNIT V: Finishings Damp Proofing and water proofing materials and uses – Plastering Pointing, white washing and distempering. Paints: Constituents of a paint – Types of paints – Painting of new/old wood- Varnish. Form Works and Scaffoldings.

UNIT VI: Aggregates Classification of aggregate – Coarse and fine aggregates- particle shape and texture – Bond and Strength of aggregate – Specific gravity – Bulk Density, porosity and absorption – Moisture content of Aggregate- Bulking of sand – Sieve analysis.

Text Books:

1. Building Materials, S. S. Bhavikatti, Vices publications House private ltd.
2. Building Construction, S. S. Bhavikatti, Vices publications House private ltd.
3. Building Materials, B. C. Punmia, Laxmi Publications private ltd.
4. Building Construction, B.C. Punmia, Laxmi Publications (p) ltd.

References:

1. Building Materials, S. K. Duggal, New Age International Publications.
2. Building Materials, P. C. Verghese, PHI learning (P) ltd.
3. Building Materials, M. L. Gambhir, Tata McGraw Hill Publishing Co. Ltd. New Delhi.
4. Building construction, P. C. Verghese, PHI Learning (P) Ltd.
5. Building Materials, Construction and Planning, S. Mahaboob Basha, Anuradha Publications, Chennai.

II Year - I Semester

L	T	P	C
4	0	0	3

SURVEYING

Course Learning Objectives:

To introduce the students to basic principles of surveying, various methods of linear and angles measuring instruments and enable the students to use surveying equipments.

Course Outcomes:

Upon successful completion of the course, the student will be able:

- To demonstrate the basic surveying skills
- To use various surveying instruments.
- To perform different methods of surveying
- To compute various data required for various methods of surveying.
- To integrate the knowledge and produce topographical map.

Syllabus:

UNIT – I, Introduction: definition-Uses of surveying- overview of plane surveying (chain, compass and plane table), Objectives, Principles and classifications – Errors in survey measurements

UNIT – II Distances And Direction: Electronic distance measurements (EDM)- principles of electro optical EDM-Errors and corrections to linear measurements- Compass survey- Meridians, Azimuths and Bearings, declination, computation of angle. Traversing-Purpose-types of traverse-traverse computation-traverse adjustments-Introduction omitted measurements

UNIT – III Leveling And Contouring: Concept and Terminology, Levelling Instruments and their Temporary and permanent adjustments- method of levelling. Characteristics and Uses of contours- methods of conducting contour surveys.

UNIT – IV Theodolite: Description, principles-uses and adjustments – temporary and permanent, measurement of horizontal and vertical angles. Principles of Electronic Theodolite – Introduction to Trigonometrical leveling,.

Tachometric Surveying: Stadia and tangential methods of Tacheometry. Distance and Elevation formulae for Staff vertical position.

UNIT – V Curves: Types of curves, design and setting out – simple and compound curves- Introduction to geodetic surveying, Total Station and Global positioning system

UNIT – VI Computation Of Areas And Volumes: Area from field notes, computation of areas along irregular boundaries and area consisting of regular boundaries. Embankments and cutting for a level section and two level sections with and without transverse slopes, determination of the capacity of reservoir, volume of barrow pits.

Text Books:

1. Surveying, Vol No.1, 2 &3, B. C. Punmia, Ashok Kumar Jain and Arun Kumar Jain – Laxmi Publications Ltd, New Delhi.
2. Advance Surveying, Satish Gopi, R. Sathi Kumar and N. Madhu, Pearson Publications.
3. Text book of Surveying, C. Venkataramaiah, University press, India Limited.
4. Surveying and levelling, R. Subramanian, Oxford University press.

References:

1. Text book of Surveying, S.K. Duggal (Vol No. 1&2), Tata McGraw Hill Publishing Co. Ltd. New Delhi.
2. Text book of Surveying, Arora (Vol No. 1&2), Standard Book House, Delhi.
3. Higher Surveying, A.M. Chandra, New Age International Pvt ltd.
4. Fundamentals of surveying, S.K. Roy – PHI learning (P) ltd.
5. Plane Surveying, Alak de, S. Chand & Company, New Delhi.

II Year - I Semester

L	T	P	C
4	0	0	3

FLUID MECHANICS

Course Learning Objectives:

- To understand the properties of fluids and fluid statics
- To derive the equation of conservation of mass and its application
- To solve kinematic problems such as finding particle paths and stream lines
- To use important concepts of continuity equation, Bernoulli's equation and turbulence, and apply the same to problems
- To analyze laminar and turbulent flows
- To understand the various flow measuring devices
- To study in detail about boundary layers theory

Course Outcomes:

Upon successful completion of this course the students will be able to:

- Understand the various properties of fluids and their influence on fluid motion and analyse a variety of problems in fluid statics and dynamics.
- Calculate the forces that act on submerged planes and curves.
- Identify and analyse various types of fluid flows.
- Apply the integral forms of the three fundamental laws of fluid mechanics to turbulent and laminar flow through pipes and ducts in order to predict relevant pressures, velocities and forces.
- Draw simple hydraulic and energy gradient lines.
- Measure the quantities of fluid flowing in pipes, tanks and channels.

Syllabus:

UNIT I Introduction : Dimensions and units – Physical properties of fluids - specific gravity, viscosity, surface tension, vapour pressure and their influences on fluid motion, pressure at a point, Pascal's law, Hydrostatic law -atmospheric, gauge and vacuum pressures-measurement of pressure. Pressure gauges, Manometers: Differential and Micro Manometers.

UNIT – II Hydrostatics: Hydrostatic forces on submerged plane, Horizontal, Vertical, inclined and curved surfaces – Center of pressure.

Fluid Kinematics: Description of fluid flow, Stream line, path line and streak line and stream tube. Classification of flows: Steady, unsteady, uniform, non-uniform, laminar, turbulent, rotational and irrotational flows – Equation of continuity for one, two , three dimensional flows – stream and velocity potential functions, flow net analysis.

UNIT – III Fluid Dynamics: Surface and body forces – Euler’s and Bernoulli’s equations for flow along a stream line - Momentum equation and its application – forces on pipe bend.

UNIT – IV Laminar Flow And Turbulent Flows: Reynold’s experiment – Characteristics of Laminar & Turbulent flows, Shear and velocity distributions, Laws of Fluid friction, Hagen-Poiseulle Formula, Flow between parallel plates, Flow through long tubes, hydrodynamically smooth and rough flows.

Closed Conduit Flow: Darcy-Weisbach equation, Minor losses – pipes in series – pipes in parallel – Total energy line and hydraulic gradient line, variation of friction factor with Reynold’s number – Moody’s Chart, Pipe network problems, Hazen-Williams formula, Hard-Cross Method,

UNIT – V Measurement of Flow: Pitot tube, Venturi meter and Orifice meter – classification of orifices, small orifice and large orifice, flow over rectangular, triangular, trapezoidal and Stepped notches - –Broad crested weirs.

UNIT – VI Boundary Layer Theory: Boundary layer (BL) – concepts, Prandtl contribution, Characteristics of boundary layer along a thin flat plate, Vonkarman momentum integral equation, laminar and turbulent Boundary layers(no deviations)- BL in transition, separation of BL, Control of BL, flow around submerged objects-Drag and Lift- Magnus effect.

Text Books:

1. Fluid Mechanics, P. N. Modi and S. M. Seth, Standard book house, New Delhi
2. A text of Fluid mechanics and hydraulic machines, R. K. Bansal - Laxmi Publications (P) ltd., New Delhi

References:

1. Mechanics of Fluids, Merle C. Potter, David C. Wiggert and Bassem H. Ramadan, CENGAGE Learning
2. Fluid Mechanics and Machinery, C.S.P. Ojha, R. Berndtsson and P.N. Chandramouli, Oxford Higher Education.

II Year - I Semester

L	T	P	C
0	0	3	2

SURVEYING FIELD WORK-I

List of Field Works:

1. Survey by chain survey of road profile with offsets in case of road widening.
2. Survey in an area by chain survey (Closed circuit)
3. Determination of distance between two inaccessible points by using compass.
4. Finding the area of the given boundary using compass (Closed Traverse)
5. Plane table survey; finding the area of a given boundary by the method of Radiation
6. Plane table survey; finding the area of a given boundary by the method of intersection.
7. Two Point Problem by the plane table survey.
8. Fly levelling : Height of the instrument method (differential levelling)
9. Fly levelling: rise and fall method.
10. Fly levelling: closed circuit/ open circuit.
11. Fly levelling; Longitudinal Section and Cross sections of a given road profile.

Note: Any 10 field work assignments must be completed.

L	T	P	C
0	0	3	2

II Year - I Semester

STRENGTH OF MATERIALS LAB

List of Experiments

1. Tension test on Steel bar
2. Bending test on (Steel / Wood) Cantilever beam.
3. Bending test on simple support beam.
4. Torsion test
5. Hardness test
6. Spring test
7. Compression test on wood or concrete
8. Impact test
9. Shear test
10. Verification of Maxwell's Reciprocal theorem on beams.
11. Use of Electrical resistance strain gauges
12. Continuous beam – deflection test.

List of Major Equipment:

1. UTM for conducting tension test on rods
2. Steel beam for flexure test
3. Wooden beam for flexure test
4. Torsion testing machine
5. Brinnell's / Rock well's hardness testing machine
6. Setup for spring tests
7. Compression testing machine
8. Izod Impact machine
9. Shear testing machine
10. Beam setup for Maxwell's theorem verification.
11. Continuous beam setup
12. Electrical Resistance gauges

II Year - I Semester	L	T	P	C
	0	3	0	0

PROFESSIONAL ETHICS AND HUMAN VALUES

Course Objectives:

*To give basic insights and inputs to the student to inculcate Human values to grow as a responsible human beings with proper personality.

*Professional Ethics instills the student to maintain ethical conduct and discharge their professional duties.

Outcome:

*It gives a comprehensive understanding of a variety issues that are encountered by every professional in discharging professional duties.

*It provides the student the sensitivity and global outlook in the contemporary world to fulfill the professional obligations effectively.

UNIT I: Human Values: Morals, Values and Ethics – Integrity –Trustworthiness - Work Ethics – Service Learning – Civic Virtue – Respect for others – Living Peacefully – Caring – Sharing – Honesty –Courage – Value Time – Co-operation – Commitment – Empathy – Self-confidence – Spirituality- Character.

UNIT: II: Principles for Harmony: Truthfulness – Customs and Traditions -Value Education – Human Dignity – Human Rights – Fundamental Duties - Aspirations and Harmony (I, We & Nature) – Gender Bias - Emotional Intelligence – Salovey – Mayer Model – Emotional Competencies – Conscientiousness.

UNIT III: Engineering Ethics and Social Experimentation:

History of Ethics - Need of Engineering Ethics - Senses of Engineering Ethics- Profession and Professionalism —Self Interest - Moral Autonomy – Utilitarianism – Virtue Theory - Uses of Ethical Theories - Deontology- Types of Inquiry –Kohlberg’s Theory - Gilligan’s Argument –Heinz’s Dilemma - Comparison with Standard Experiments — Learning from the Past –Engineers as Managers – Consultants and Leaders – Balanced Outlook on Law - Role of Codes – Codes and Experimental Nature of Engineering.

UNIT IV: Engineers’ Responsibilities towards Safety and Risk:

Concept of Safety - Safety and Risk – Types of Risks – Voluntary v/sInvoluntary Risk – Consequences - Risk Assessment – Accountability – Liability - Reversible Effects - Threshold Levels of Risk - Delayed v/sImmediate Risk - Safety and the Engineer – Designing for Safety – Risk-Benefit Analysis-Accidents.

UNIT V: Engineers' Duties and Rights:

Concept of Duty - Professional Duties – Collegiality - Techniques for Achieving Collegiality – Senses of Loyalty - Consensus and Controversy - Professional and Individual Rights – Confidential and Proprietary Information - Conflict of Interest-Ethical egoism - Collective Bargaining – Confidentiality - Gifts and Bribes - Problem solving-Occupational Crimes-Industrial Espionage- Price Fixing-Whistle Blowing.

UNIT VI: Global Issues:

Globalization and MNCs –Cross Culture Issues - Business Ethics – Media Ethics - Environmental Ethics – Endangering Lives - Bio Ethics - Computer Ethics - War Ethics – Research Ethics -Intellectual Property Rights.

References:

1. Professional Ethics, R. Subramaniam – Oxford Publications, New Delhi.
2. Ethics in Engineering, Mike W. Martin and Roland Schinzinger - Tata McGraw-Hill – 2003.
3. Professional Ethics and Morals, A. R. Aryasri, Dharanikota Suyodhana - Maruthi Publications.
4. Engineering Ethics, Harris, Pritchard and Rabins, Cengage Learning, New Delhi.
5. Human Values & Professional Ethics, S. B. Gogate, Vikas Publishing House Pvt. Ltd., Noida.
6. Engineering Ethics & Human Values, M. Govindarajan, S. Natarajan and V. S. SenthilKumar-PHI Learning Pvt. Ltd – 2009.
7. Professional Ethics and Human Values, A. Alavudeen, R.Kalil Rahman and M. Jayakumaran – University Science Press.
8. Professional Ethics and Human Values, D. R. Kiran-Tata McGraw-Hill - 2013
9. Human Values And Professional Ethics, Jayshree Suresh and B. S. Raghavan, S.Chand Publications

II Year - II Semester

L	T	P	C
4	0	0	3

BUILDING PLANNING AND DRAWING

Objectives of the course:

- Initiating the student to different building bye-laws and regulations.
- Imparting the planning aspects of residential buildings and public buildings.
- Giving training exercises on various signs and bonds and different building units.
- Imparting the skills and methods of planning of various buildings.

Course outcome:

- Upon successful completion of the course:
- Student should be able to plan various buildings as per the building by-laws.
- The student should be able to distinguish the relation between the plan, elevation and cross section and identify the form and functions among the buildings.
- The student is expected to learn the skills of drawing building elements and plan the buildings as per requirements.

UNIT I: Building Byelaws and Regulations Introduction- terminology- objectives of building byelaws- floor area ratio- floor space index- principles under laying building bye laws- classification of buildings- open space requirements – built up area limitations- height of buildings- wall thickness – lightening and ventilation requirements.

UNIT II: Residential Buildings Minimum standards for various parts of buildings- requirements of different rooms and their grouping- characteristics of various types of residential buildings and relationship between plan, elevation and forms and functions

UNIT III: Public Buildings Planning of educational institutions, hospitals, dispensaries, office buildings, banks, industrial buildings, hotels and motels, buildings for recreation, Landscaping requirements.

UNIT IV: Sign Conventions And Bonds Brick, stone, plaster, sand filling, concrete, glass, steel, cast iron, copper alloys, aluminium alloys etc., lead, zinc, tin etc., earth, rock, timber and marbles.

English bond and Flemish bond - odd and even courses for one, one and half, two and two and half brick walls in thickness at the junction of a corner.

UNIT V: Doors, Windows, Ventilators And Roofs Panelled door, panelled and glazed door, glazed windows, panelled windows, swing ventilators, fixed ventilators, coupled roof, collar roofs.

King Post truss, Queen Post truss

Sloped and flat roof and buildings: drawing plans, Elevations and Cross Sections of given sloped and flat roof buildings.

UNIT VI: Planning And Designing Of Buildings.

Draw the Plan, Elevation and Sections of a Residential and Public buildings from the given line diagram.

Text Books:

1. Planning, designing and Scheduling, Gurucharan Singh and Jagadish Singh
2. Building planning and drawing by M. Chakravarthi.
3. 3. 'A' Series & 'B' Series of JNTU Engineering College, Anantapur,

References:

1. Building drawing, M G Shah, C M Kale and S Y Patki, Tata McGraw Hill, New Delhi.
2. Principles of Building Drawing, M G Shah and C M Kale, Trinity Publications, New Delhi.
3. Civil Engineering drawing and House planning, B. P. Verma, Khanna publishers, New Delhi.
4. Civil Engineering Building practice, Suraj Singh: CBS Publications, New Delhi, and Chennai.
5. Building Materials and Construction, G. C Saha and Joy Gopal Jana, Mcgraw Hill Education (P) India Ltd. New Delhi.

INTERNAL EXAMINATION PATTERN:

The total internal marks (30) are distributed in two components as follows:

1. Descriptive (subjective type) Weightage 60% examination:18 marks
2. Drawing Assignment : 12 marks

FINAL EXAMINATION PATTERN:

The end examination paper should consist of Part A and Part B. Part A consist of five questions in planning portion out of which three questions are to be answered. Part B should consist of two questions from drawing part out of which one is to be answered in drawing sheet. Weight age for Part A is 60% and Part B is 40%.

II Year - II Semester

L	T	P	C
4	0	0	3

STRENGTH OF MATERIALS- II

Course Learning Objectives:

- To give concepts of Principal stresses and strains developed in cross section of the beams on the cross section and stresses on any inclined plane. To impart concepts of failures in the material considering different theories
- To give concepts of torsion and governing torsion equation, and there by calculate the power transmitted by shafts and springs and design the cross section when subjected to loading using different theories of failures.
- To classify columns and calculation of load carrying capacity and to assess stresses due to axial and lateral loads for different edge conditions and to calculate combined effect of direct and bending stresses on different engineering structures.
- Introduce the concept of unsymmetrical bending in beams Location of neutral axis Deflection of beams under unsymmetrical bending.
- Impart concepts for determination of Forces in members of plane pin-jointed perfect trusses by different methods

Course Outcomes:

Upon successful completion of this course,

- The student will be able to understand the basic concepts of Principal stresses developed in a member when it is subjected to stresses along different axes and design the sections.
- The student can asses stresses in different engineering applications like shafts, springs, columns and struts subjected to different loading conditions
- The student will be able to assess forces in different types of trusses used in construction.

SYLLABUS:

UNIT- I Principal Stresses And Strains And Theories Of Failures: Introduction – Stresses on an inclined section of a bar under axial loading – compound stresses – Normal and tangential stresses on an inclined plane for biaxial stresses – Two perpendicular normal stresses accompanied by a state of simple shear – Mohr’s circle of stresses – Principal stresses and strains – Analytical and graphical solutions.

Theories Of Failures: Introduction – Various Theories of failures like Maximum Principal stress theory – Maximum Principal strain theory – Maximum shear stress theory – Maximum strain energy theory – Maximum shear strain energy theory.

UNIT – II Torsion Of Circular Shafts And Springs: Theory of pure torsion – Derivation of Torsion equations: $T/J = q/r = N\phi/L$ – Assumptions made in the theory of pure torsion – Torsional moment of resistance – Polar section modulus – Power transmitted by shafts – Combined bending and torsion and end thrust – Design of shafts according to theories of failure.

Springs: Introduction – Types of springs – deflection of close and open coiled helical springs under axial pull and axial couple – springs in series and parallel – Carriage or leaf springs.

UNIT – III Columns And Struts: Introduction – Types of columns – Short, medium and long columns – Axially loaded compression members – Crushing load – Euler's theorem for long columns- assumptions- derivation of Euler's critical load formulae for various end conditions – Equivalent length of a column – slenderness ratio – Euler's critical stress – Limitations of Euler's theory – Rankine – Gordon formula – Long columns subjected to eccentric loading – Secant formula – Empirical formulae – Straight line formula – Prof. Perry's formula.

Laterally loaded struts – subjected to uniformly distributed and concentrated loads – Maximum B.M. and stress due to transverse and lateral loading.

UNIT – IV Direct And Bending Stresses: Stresses under the combined action of direct loading and B.M. Core of a section – determination of stresses in the case of chimneys, retaining walls and dams – conditions for stability – stresses due to direct loading and B.M. about both axis.

UNIT – V Unsymmetrical Bending: Introduction – Centroidal principal axes of section – Graphical method for locating principal axes – Moments of inertia referred to any set of rectangular axes – Stresses in beams subjected to unsymmetrical bending – Principal axes – Resolution of bending moment into two rectangular axes through the centroid – Location of neutral axis Deflection of beams under unsymmetrical bending.

UNIT – VI Analysis Of Pin-Jointed Plane Frames: Determination of Forces in members of plane pin-jointed perfect trusses by (i) method of joints and (ii) method of sections. Analysis of various types of cantilever and simply supported trusses by method of joints, method of sections.

Text Books:

1. Mechanics of Materials- by R. C. Hibbler
2. Strength of materials by R. K Rajput, S.Chand and Co.

References:

1. Strength of Materials by R. Subramanian, Oxford Publications
2. Mechanics of Materials by B.C Punmia, Jain and Jain.
3. Strength of materials by R. K. Bansal, Lakshmi Publications.

II Year - II Semester

L	T	P	C
4	0	0	3

HYDRAULICS AND HYDRAULIC MACHINERY

Course Learning Objectives:

- To study about uniform and non uniform flows in open channel and also to learn about the characteristics of hydraulic jump
- To introduce dimensional analysis for fluid flow problems
- To understand the working principles of various types of hydraulic machines and Pumps.

Course Outcomes:

Upon successful completion of this course the students will be able to:

- Solve uniform and non uniform open channel flow problems.
- Apply the principals of dimensional analysis and similitude in hydraulic model testing.
- Understand the working principles of various hydraulic machineries and pumps.

Syllabus:

UNIT – I UNIFORM FLOW IN OPEN CHANNELS:

Types of channels –Types of flows - Velocity distribution – Energy and momentum correction factors – Chezy's, and Manning's formulae for uniform flow – Most Economical sections, Critical flow: Specific energy-critical depth – computation of critical depth

UNIT II NON-UNIFORM FLOW IN OPEN CHANNELS: Steady Gradually Varied flow-Dynamic equation, Mild, Critical, Steep, horizontal and adverse slopes-surface profiles-direct step method- Rapidly varied flow, hydraulic jump, energy dissipation.

UNIT – III HYDRAULIC SIMILITUDE: Dimensional analysis-Rayleigh's method and Buckingham's pi theorem-study of Hydraulic models – Geometric, kinematic and dynamic similarities-dimensionless numbers – model and prototype relations.

UNIT – IV BASICS OF TURBO MACHINERY: Hydrodynamic force of jets on stationary and moving flat, inclined and curved vanes, jet striking centrally and at tip, velocity triangles at inlet and outlet, expressions for work done and efficiency-Angular momentum principle.

UNIT – V HYDRAULIC TURBINES – I: Layout of a typical Hydropower installation – Heads and efficiencies - classification of turbines. Pelton wheel - Francis turbine - Kaplan turbine - working, working proportions, velocity diagram, work done and efficiency, hydraulic design, draft tube – theory and efficiency. Governing of turbines-surge tanks-unit and specific quantities, selection of turbines, performance characteristics-geometric similarity-cavitation.

UNIT – VI CENTRAIFUGAL-PUMPS: Pump installation details-classification-work done- Manometric head-minimum starting speed-losses and efficiencies-specific speed, multistage pumps-pumps in parallel and series - performance of pumps-characteristic curves-NPSH- Cavitation.

RECIPROCATING PUMPS: Introduction, classification, components, working, discharge, indicator diagram, work done and slip.

Text Books:

1. Open Channel flow, K. Subramanya, Tata McGraw Hill Publishers
2. A text of Fluid mechanics and hydraulic machines, R. K. Bansal, Laxmi Publications New Delhi
3. Fluid Mechanics, Modi and Seth, Standard book house.

References:

1. Fluid Flow in Pipes and Channels, G.L. Asawa, CBS
2. Fluid Mechanics and Machinery, C.S.P. OJHA, R. BERNDTSSON and P.N. Chandramouli, Oxford Higher Education.
3. Fluid Mechanics and Machinery, Md. Kaleem Khan, Oxford Higher Education.

II Year - II Semester

L	T	P	C
4	0	0	3

CONCRETE TECHNOLOGY

Course Learning Objectives:

- To learn the concepts of Concrete production and its behaviour in various environments.
- To learn the test procedures for the determination of properties of concrete.
- To understand durability properties of concrete in various environments.

Course Outcomes:

Upon successful completion of this course, student will be able to

- understand the basic concepts of concrete.
- realize the importance of quality of concrete.
- familiarize the basic ingredients of concrete and their role in the production of concrete and its behaviour in the field.
- test the fresh concrete properties and the hardened concrete properties.
- evaluate the ingredients of concrete through lab test results. design the concrete mix by BIS method.
- familiarize the basic concepts of special concrete and their production and applications. understand the behaviour of concrete in various environments.

SYLLABUS:

UNIT I : Ingredients Of Concrete Cements & Admixtures: Portland cement – Chemical composition – Hydration, Setting of cement, Fineness of cement, Structure of hydrate cement – Test for physical properties – Different grades of cements – Admixtures – Mineral and chemical admixtures – accelerators, retarders, air entrainers, plasticizers, super plasticizers, fly ash and silica fume.

Aggregates: Classification of aggregate – Particle shape & texture – Bond, strength & other mechanical properties of aggregates – Specific gravity, Bulk density, porosity, adsorption & moisture content of aggregate – Bulking of sand –Deleterious substance in aggregate – Soundness of aggregate – Alkali aggregate reaction – Thermal properties – Sieve analysis – Fineness modulus – Grading curves – Grading of fine & coarse Aggregates – Gap graded and well graded aggregate as per relevant IS code – Maximum aggregate size. Quality of mixing water,

UNIT – II, Fresh Concrete: Steps in Manufacture of Concrete–proportion, mixing, placing, compaction, finishing, curing – including various types in each stage. Properties of fresh concrete-Workability – Factors affecting workability – Measurement of workability by different tests, Setting times of concrete, Effect of time and temperature on workability – Segregation & bleeding – Mixing and vibration of concrete, Ready mixed concrete, Shotcrete

UNIT – III, Hardened Concrete: Water / Cement ratio – Abram’s Law – Gel space ratio – Nature of strength of concrete –Maturity concept – Strength in tension & compression – Factors affecting strength – Relation between compression & tensile strength – Curing, Testing of Hardened Concrete: Compression tests – Tension tests – Factors affecting strength – Flexure tests –Splitting tests – Non-destructive testing methods – codal provisions for NDT.

UNIT – IV, Elasticity, Creep & Shrinkage, Modulus of elasticity, Dynamic modulus of elasticity , Poisson’s ratio, Creep of concrete, Factors influencing creep, Relation between creep & time, Nature of creep, Effects of creep – Shrinkage –types of shrinkage.

UNIT – V, Mix Design: Factors in the choice of mix proportions – Durability of concrete – Quality Control of concrete – Statistical methods – Acceptance criteria – Concepts Proportioning of concrete mixes by various methods – BIS method of mix design.

UNIT – VI, Special Concretes: Ready mixed concrete, Shotcrete, Light weight aggregate concrete, Cellular concrete, No-fines concrete, High density concrete, Fibre reinforced concrete, Different types of fibres, Factors affecting properties of F.R.C, Polymer concrete, Types of Polymer concrete, Properties of polymer concrete, High performance concrete – Self consolidating concrete, SIFCON, self healing concrete.

Text Books:

1. Concrete Technology, M. S. Shetty. – S. Chand & Company
2. Concrete Technology, A. R. Santha Kumar, Oxford University Press, New Delhi

References:

1. Properties of Concrete, A. M. Neville – PEARSON – 4th edition
2. Concrete Technology, M.L. Gambhir. – Tata Mc. Graw Hill Publishers, New Delhi

II Year - II Semester

L	T	P	C
4	0	0	3

STRUCTURAL ANALYSIS - I

Course Learning Objectives:

- To give preliminary concepts of assessment of bending moment and shear force in Propped cantilevers, fixed beams and continuous beams due to various loading conditions.
- To impart concepts of Bending Moment and Shear force for beams with different boundary and loading conditions
- The procedure for development of slope deflection equations and to solve application to continuous beams with and without settlement of supports.
- The concepts of moving loads and influence lines are imparted for assessment of maximum SF and BM at a given section when loads of varying spans rolling loads of Pratt and Warren trusses.

Course Outcomes:

Upon successful completion of this course the student will be able to,

- Distinguish between the determinate and indeterminate structures.
- Identify the behaviour of structures due to the expected loads, including the moving loads, acting on the structure.
- Estimate the bending moment and shear forces in beams for different fixity conditions.
- Analyze the continuous beams using various methods -, three moment method, slope deflection method, energy theorems.
- Draw the influence line diagrams for various types of moving loads on beams/bridges.
- Analyze the loads in Pratt and Warren trusses when loads of different types and spans are passing over the truss.

Syllabus:

UNIT – I Propped Cantilevers: Analysis of propped cantilevers-shear force and Bending moment diagrams-Deflection of propped cantilevers.

UNIT – II Fixed Beams – Introduction to statically indeterminate beams with U. D. load, central point load, eccentric point load, number of point loads, uniformly varying load, couple and combination of loads - shear force and Bending moment diagrams-Deflection of fixed beams including effect of sinking of support, effect of rotation of a support.

UNIT – III Continuous Beams: Introduction-Clapeyron's theorem of three moments-Analysis of continuous beams with constant moment of inertia with one or both ends fixed-continuous beams with overhang, continuous beams with different moment of inertia for different spans-Effects of sinking of supports-shear force and Bending moment diagrams.

UNIT-IV Slope-Deflection Method: Introduction, derivation of slope deflection equation, application to continuous beams with and without settlement of supports.

UNIT – V Energy Theorems: Introduction-Strain energy in linear elastic system, expression of strain energy due to axial load, bending moment and shear forces - Castigliano's first theorem-Deflections of simple beams and pin jointed trusses.

UNIT – VI Moving Loads And Influence Lines: Introduction maximum SF and BM at a given section and absolute maximum S.F. and B.M due to single concentrated load, U. D load longer than the span, U. D load shorter than the span, two point loads with fixed distance between them and several point loads-Equivalent uniformly distributed load-Focal length.

INFLUENCE LINES: Definition of influence line for SF, Influence line for BM- load position for maximum SF at a section-Load position for maximum BM at a sections, single point load, U.D. load longer than the span, U.D. load shorter than the span- Influence lines for forces in members of Pratt and Warren trusses.

Text Books:

1. Basic Structural Analysis, C. S. Reddy Tata Mc.Graw-Hill, New Delhi.
2. Analysis of Structures by T.S. Thandavamoorthy, Oxford University Press, New Delhi
3. Analysis of Structures- Vol. I and II, V. N. Vazirani and M. M. Ratwani, Khanna Publishers, New Delhi

References:

1. Theory of Structures, B. C Punmia, A. K Jain & Arun K. Jain, Lakshmi Publications
2. Theory of Structures, R.S. Khurmi, S. Chand Publishers.
3. Structural analysis by R.C. Hibbeler, Pearson, New Delhi.
4. Structural Analysis-I, Hemanth Patel, Yogesh Patel, Synergy Knowledgeware, Mumbai
5. Structural Analysis I Analysis of Statically Determinate Structures, P. N. Chandramouli, Yesdee Publishing Pvt Limited, Chennai

II Year - II Semester	L	T	P	C
	4	0	0	3

TRANSPORTATION ENGINEERING – I

Course Learning Objectives:

The objectives of this course are:

- To impart different concepts in the field of Highway Engineering.
- To acquire design principles of Highway Geometrics and Pavements
- To learn various highway construction and maintenance procedures

Course Outcomes:

Upon the successful completion of this course, the students will be able to:

- Plan highway network for a given area.
- Determine Highway alignment and design highway geometrics
- Design Intersections and prepare traffic management plans
- Judge suitability of pavement materials and design flexible and rigid pavements
- Construct and maintain highways

SYLLABUS:

UNIT I

Highway Planning and Alignment: Highway development in India; Classification of Roads; Road Network Patterns; Necessity for Highway Planning; Different Road Development Plans – First, second, third road development plans, road development vision 2021, Rural Road Development Plan – Vision 2025; Planning Surveys; Highway Alignment- Factors affecting Alignment- Engineering Surveys – Drawings and Reports.

UNIT – II Highway Geometric Design: Importance of Geometric Design- Design controls and Criteria- Highway Cross Section Elements- Sight Distance Elements- Stopping sight Distance, Overtaking Sight Distance and Intermediate Sight Distance- Design of Horizontal Alignment- Design of Super elevation and Extra widening- Design of Transition Curves- Design of Vertical alignment- Gradients- Vertical curves.

UNIT – III Traffic Engineering: Basic Parameters of Traffic- Volume, Speed and Density- Traffic Volume Studies; Speed studies – spot speed and speed & delay studies; Parking Studies; Road Accidents- Causes and Preventive measures - Condition Diagram and Collision Diagrams; PCU Factors, Capacity of Highways – Factors Affecting; LOS Concepts; Road

Traffic Signs; Road markings; Types of Intersections; At-Grade Intersections – Design of Plain, Flared, Rotary and Channelized Intersections; Design of Traffic Signals – Webster Method – IRC Method.

UNIT – IV, Highway Materials: Subgrade soil: classification – Group Index – Subgrade soil strength – California Bearing Ratio – Modulus of Subgrade Reaction. Stone aggregates: Desirable properties – Tests for Road Aggregates – Bituminous Materials: Types – Desirable properties – Tests on Bitumen – Bituminous paving mixes: Requirements – Marshall Method of Mix Design.

UNIT – V, Design Of Pavements: Types of pavements; Functions and requirements of different components of pavements; Design Factors

Flexible Pavements: Design factors – Flexible Pavement Design Methods – CBR method – IRC method – Burmister method – Mechanistic method – IRC Method for Low volume Flexible pavements.

Rigid Pavements: Design Considerations – wheel load stresses – Temperature stresses – Frictional stresses – Combination of stresses – Design of slabs – Design of Joints – IRC method – Rigid pavements for low volume roads – Continuously Reinforced Cement Concrete Pavements – Roller Compacted Concrete Pavements.

UNIT – VI Highway Construction and Maintenance: Types of Highway Construction – Earthwork; Construction of Earth Roads, Gravel Roads, Water Bound Macadam Roads, Bituminous Pavements and Construction of Cement Concrete Pavements.

Pavement Failures, Maintenance of Highways, pavement evaluation, strengthening of existing pavements

TEXT BOOKS:

1. Highway Engineering, Khanna S. K., Justo C. E. G and Veeraragavan A, Nem Chand Bros., Roorkee.
2. Traffic Engineering and Transportation Planning, Kadiyali L. R, Khanna Publishers, New Delhi.

REFERENCES:

1. Principles of Highway Engineering, Kadiyali L. R, Khanna Publishers, New Delhi
2. Principles of Transportation Engineering, Partha Chakroborthy and Animesh Das, PHI Learning Private Limited, Delhi
3. Highway Engineering, Paul H. Wright and Karen K Dixon, Wiley Student Edition, Wiley India (P) Ltd., New Delhi
4. Transportation Engineering - An Introduction, Jotin Khisty C, Prentice Hall, Englewood Cliffs, New Jersey.
5. Traffic & Highway Engineering by Nicholas J. Garber, Lester A. Hoel, Fifth Edition, published in 2015, CENGAGE Learning, New Delhi.
6. Transportation Engineering and Planning, Papacostas C.S. and P.D. Prevedouros, Prentice Hall of India Pvt.Ltd; New Delhi.

7. Highway Engineering, Srinivasa Kumar R, Universities Press, Hyderabad
8. Practice and Design of Highway Engineering, Sharma S. K., Principles, S. Chand & Company Private Limited, New Delhi.
9. Highway and Traffic Engineering, Subhash C. Saxena, CBS Publishers, New Delhi.
10. Transportation Engineering Volume I by C. Venkatramaiah, Universities Press, New Delhi.

II Year - II Semester

L	T	P	C
0	0	3	2

FLUID MECHANICS AND HYDRAULIC MACHINERY LAB

List of Experiments

1. Calibration of Venturimeter & Orifice meter
2. Determination of Coefficient of discharge for a small orifice by a constant head method.
3. Determination of Coefficient of discharge for an external mouth piece by variable head method.
4. Calibration of contracted Rectangular Notch and /or Triangular Notch
5. Determination of Coefficient of loss of head in a sudden contraction and friction factor.
6. Verification of Bernoulli's equation.
7. Impact of jet on vanes
8. Study of Hydraulic jump.
9. Performance test on Pelton wheel turbine
10. Performance test on Francis turbine.
11. Efficiency test on centrifugal pump.
12. Efficiency test on reciprocating pump.

List of Equipment:

1. Venturimeter setup.
2. Orifice meter setup.
3. Small orifice setup.
4. External mouthpiece setup.
5. Rectangular and Triangular notch setups.
6. Friction factor test setup.
7. Bernoulli's theorem setup.
8. Impact of jets.
9. Hydraulic jump test setup.
10. Pelton wheel and Francis turbines.
11. Centrifugal and Reciprocating pumps.

II Year - II Semester

L	T	P	C
0	0	3	2

SURVEY FIELD WORK- II

List of Experiments

1. Theodolite Survey: Determining the Horizontal and Vertical Angles by the method of repetition method.
2. Theodolite Survey: Finding the distance between two inaccessible points.
3. Theodolite Survey: Finding the height of far object.
4. Tacheomatic Survey: Heights and distance problems using tacheomatic principles.
5. One Exercise on Curve setting.
6. One Exercise on contours.
7. Total Station: Introduction to total station and practicing setting up, levelling up and elimination of parallax error.
8. Total Station: Determination of area using total station.
9. Total Station: Traversing
10. Total Station: Contouring
11. Total Station: Determination of Remote height.
12. Total Station: distance between two inaccessible points.

Note: Any 10 field work assignments must be completed.

II Year - II Semester	MANAGERIAL ECONOMICS AND FINANCIAL ANALYSIS	L	T	P	C
		2	0	0	0

Course Objectives:

- The Learning objectives of this paper is to understand the concept and nature of Managerial Economics and its relationship with other disciplines and also to understand the Concept of Demand and Demand forecasting, Production function, Input Output relationship, Cost-Output relationship and Cost-Volume-Profit Analysis.
- To understand the nature of markets, Methods of Pricing in the different market structures and to know the different forms of Business organization and the concept of Business Cycles.
- To learn different Accounting Systems, preparation of Financial Statement and uses of different tools for performance evaluation. Finally, it is also to understand the concept of Capital, Capital Budgeting and the techniques used to evaluate Capital Budgeting proposals.

UNIT-I

Introduction to Managerial Economics and demand Analysis:

Definition of Managerial Economics –Scope of Managerial Economics and its relationship with other subjects –Concept of Demand, Types of Demand, Determinants of Demand- Demand schedule, Demand curve, Law of Demand and its limitations- Elasticity of Demand, Types of Elasticity of Demand and Measurement- Demand forecasting and Methods of forecasting, Concept of Supply and Law of Supply.

UNIT – II:

Production and Cost Analysis:

Concept of Production function- Cobb-Douglas Production function- Leontief production function - Law of Variable proportions-Isoquants and Isocosts and choice of least cost factor combination-Concepts of Returns to scale and Economies of scale-Different cost concepts: opportunity costs, explicit and implicit costs- Fixed costs, Variable Costs and Total costs – Cost –Volume-Profit analysis-Determination of Breakeven point(simple problems)- Managerial significance and limitations of Breakeven point.

UNIT – III:

Introduction to Markets, Theories of the Firm & Pricing Policies:

Market Structures: Perfect Competition, Monopoly, Monopolistic competition and Oligopoly – Features – Price and Output Determination – Managerial Theories of firm: Marris and Williamson’s models – other Methods of Pricing: Average cost pricing, Limit Pricing, Market Skimming Pricing, Internet Pricing: (Flat Rate Pricing, Usage sensitive pricing) and Priority Pricing.

UNIT – IV:

Types of Business Organization and Business Cycles:

Features and Evaluation of Sole Trader, Partnership, Joint Stock Company – State/Public Enterprises and their forms – Business Cycles : Meaning and Features – Phases of a Business Cycle.

UNIT – V:

Introduction to Accounting & Financing Analysis:

Introduction to Double Entry Systems – Preparation of Financial Statements-Analysis and Interpretation of Financial Statements-Ratio Analysis – Preparation of Funds flow and cash flow statements (Simple Problems)

UNIT – VI:

Capital and Capital Budgeting: Capital Budgeting: Meaning of Capital-Capitalization- Meaning of Capital Budgeting-Time value of money- Methods of appraising Project profitability: Traditional Methods(pay back period, accounting rate of return) and modern methods(Discounted cash flow method, Net Present Value method, Internal Rate of Return Method and Profitability Index)

Course Outcome:

- *The Learner is equipped with the knowledge of estimating the Demand and demand elasticities for a product and the knowledge of understanding of the Input-Output-Cost relationships and estimation of the least cost combination of inputs.
- * One is also ready to understand the nature of different markets and Price Output determination under various market conditions and also to have the knowledge of different Business Units.
- *The Learner is able to prepare Financial Statements and the usage of various Accounting tools for Analysis and to evaluate various investment project proposals with the help of capital budgeting techniques for decision making.

TEXT BOOKS

1. Dr. N. AppaRao, Dr. P. Vijay Kumar: ‘Managerial Economics and Financial Analysis’, Cengage Publications, New Delhi – 2011
2. Dr. A. R. Aryasri – Managerial Economics and Financial Analysis, TMH 2011
3. Prof. J.V.Prabhakararao, Prof. P. Venkatarao. ‘Managerial Economics and Financial Analysis’, Ravindra Publication.

References:

- 1.Dr. B. Kuberudu and Dr. T. V. Ramana: Managerial Economics & Financial Analysis, Himalaya Publishing House, 2014.
2. V. Maheswari: Managerial Economics, Sultan Chand.2014
3. Suma Damodaran: Managerial Economics, Oxford 2011.
4. Vanitha Agarwal: Managerial Economics, Pearson Publications 2011.
5. Sanjay Dhameja: Financial Accounting for Managers, Pearson.
6. Maheswari: Financial Accounting, Vikas Publications.
7. S. A. Siddiqui& A. S. Siddiqui: Managerial Economics and Financial Analysis, New Age International Publishers, 2012
8. Ramesh Singh, Indian Economy, 7th Edn., TMH2015
9. Pankaj Tandon A Text Book of Microeconomic Theory, Sage Publishers, 2015
10. Shailaja Gajjala and Usha Munipalle, Universities press, 2015



JAWAHARLAL NEHRU TECHNOLOGICAL UNIVERSITY: KAKINADA
KAKINADA – 533 003, Andhra Pradesh, India

DEPARTMENT OF CIVIL ENGINEERING

COURSE STRUCTURE AND SYLLABUS

For

B. TECH CIVIL ENGINEERING

(Applicable for batches admitted from 2019-2020)



JAWAHARLAL NEHRU TECHNOLOGICAL UNIVERSITY: KAKINADA

KAKINADA - 533 003, Andhra Pradesh, India



JAWAHARLAL NEHRU TECHNOLOGICAL UNIVERSITY: KAKINADA
KAKINADA – 533 003, Andhra Pradesh, India

DEPARTMENT OF CIVIL ENGINEERING

I YEAR: I- SEMESTER

Sl. No.	Course Code	Course Title	L	T	P	Credits
1	BS301	Complex Variables and Statistical Methods	3	0	0	3
2	PC301	Strength of Materials-I	3	0	0	3
3	PC302	Fluid Mechanics	3	0	0	3
4	ES301	Surveying and Geometrics'	3	0	0	3
5	PC303	Building Materials, Construction and Planning	3	0	0	3
6	PC304	Transportation Engineering-I	3	0	0	3
7	PC305	Strength of Materials Lab	0	0	3	1.5
8	PC306	Surveying Field Work – I	0	0	3	1.5
9	MC301	Constitution of India	2	0	0	0
		Total Credits				21

II YEAR: II- SEMESTER

Sl. No.	Course Code	Course Title	L	T	P	Credits
1	PC401	Strength of Materials-II	3	0	0	3
2	PC402	Hydraulics and Hydraulic Machinery	3	0	0	3
3	ES401	Engineering Geology	3	0	0	3
4	PC403	Transportation Engineering - II	3	0	0	3
5	PC404	Environmental Engineering - I	3	0	0	3
6	PC405	Engineering Geology Lab	0	0	2	1
7	PC406	Transportation Engineering Lab	0	0	3	1.5
8	PC407	Fluid Mechanics & Hydraulics Machinery Lab	0	0	3	1.5
9	MC401	Essence of Indian Traditional Knowledge/ Professional Ethics and Human Values	2	0	0	0
		Total Credits				19



JAWAHARLAL NEHRU TECHNOLOGICAL UNIVERSITY: KAKINADA
KAKINADA – 533 003, Andhra Pradesh, India

DEPARTMENT OF CIVIL ENGINEERING

III YEAR: I- SEMESTER

Sl. No.	Course Code	Course Title	L	T	P	Credits
1	PC501	Structural Analysis	3	0	0	3
2	PC502	Concrete Technology	2	0	0	2
3	PC503	Water Resources Engineering - I	3	0	0	3
4	PC504	Environmental Engineering - II	3	0	0	3
5	PE501	Program Elective – I	3	0	0	3
6	OE501	Open Elective – I	3	0	0	3
7	PC506	Concrete Technology Lab	0	0	3	1.5
8	PC507	Surveying Field Work - II	0	0	3	1.5
		Total Credits				20

III YEAR: II- SEMESTER

Sl. No.	Course Code	Course Title	L	T	P	Credits
1	PC601	Design & Drawing of Reinforced Concrete Structures	3	0	0	3
2	PC602	Water Resources Engineering – II	3	0	0	3
3	PC603	Geotechnical Engineering - I	3	0	0	3
4	HS601	Managerial Economics & Financial Analysis	3	0	0	3
5	PE601	Program Elective – II	3	0	0	3
6	OE601	Open Elective – II	3	0	0	3
7	PC604	CAD Lab	0	0	3	1.5
8	PC605	Environmental Engineering Lab	0	0	3	1.5
9	PR601	Socially Relevant Project	0	0	2	1
10	MC601	Employability Skills	0	0	2	0
		Total Credits				22



JAWAHARLAL NEHRU TECHNOLOGICAL UNIVERSITY: KAKINADA
KAKINADA – 533 003, Andhra Pradesh, India

DEPARTMENT OF CIVIL ENGINEERING

IV YEAR: I- SEMESTER

Sl. No.	Course Code	Course Title	L	T	P	Credits
1	PC701	Design & Drawing of Steel Structures	3	0	0	3
2	PC702	Geotechnical Engineering - II	3	0	0	3
3	PC703	Remote Sensing & GIS	3	0	0	3
4	PE701	Program Elective – III	3	0	0	3
5	OE701	Open Elective – III	3	0	0	3
6	PC704	Remote Sensing & GIS Lab	0	0	3	1.5
7	PC705	Geotechnical Engineering Lab	0	0	3	1.5
8	PR701	Industrial Training/ Internship or Seminar	0	0	3	1
9	PR702	Project Work Phase-I	0	0	4	2
		Total Credits				21

IV YEAR: II- SEMESTER

Sl. No.	Course Code	Course Title	L	T	P	Credits
1	PC801	Estimation Specifications and Contract	3	0	0	3
2	PE801	Program Elective - IV	3	0	0	3
3	PE802	Program Elective – V	3	0	0	3
4	PR801	Project Work Phase-II	0	0	16	8
		Total Credits				17



JAWAHARLAL NEHRU TECHNOLOGICAL UNIVERSITY: KAKINADA
KAKINADA – 533 003, Andhra Pradesh, India

DEPARTMENT OF CIVIL ENGINEERING

Open Electives	Professional Elective-I	Professional Elective-II	Professional Elective-III	Professional Elective-IV	Professional Elective-V
a) Disaster Management	a) Repair & Rehabilitation of Buildings	a) Pre-stressed Concrete	a) Bridge Engineering	a) Finite Element Methods	a) Advanced Structural Analysis
b) Environmental Pollution & Control	b) Environmental Impact Assessment	b) Watershed Management	b) Industrial Waste Water Treatment	b) Design & Drawing of Irrigation Structures	b) Urban Hydrology
c) Elements of Civil Engineering	c) Reinforced Soil Structures	c) Advanced Foundation Engineering	c) Earth & Rock-fill Dams	c) Soil Dynamics and Machine Foundations	c) Ground Improvement Techniques
d) Green Technology	d) Traffic Engineering	d) Urban Transportation Planning	d) Intelligent Transportation Systems	d) Road Safety Engineering	d) Pavement Management Systems
e) Smart Cities	e) Construction Technology & Management	e) Architecture and Town Planning	e) Building Services	e) Disaster Management & Mitigation	e) Low-cost Housing
f) Project Management				f)SWAYAM / NPTEL /MOOCS COURSES (12 weeks duration)	f) SWAYAM / NPTEL /MOOCS COURSES (12 weeks duration)
g) Traffic Safety					
h) Geo-Spatial Technologies					
i) Waste Water Treatment					



JAWAHARLAL NEHRU TECHNOLOGICAL UNIVERSITY: KAKINADA
KAKINADA – 533 003, Andhra Pradesh, India

DEPARTMENT OF CIVIL ENGINEERING

I Year - I Semester		L	T	P	C
		3	0	0	3
Mathematics-I (BS1101) (Common to all Branch's for I Year B. Tech)					

Course Objectives:

- This course will illuminate the students in the concepts of calculus.
- To enlighten the learners in the concept of differential equations and multivariable calculus.
- To equip the students with standard concepts and tools at an intermediate to advanced level mathematics to develop the confidence and ability among the students to handle various real world problems and their applications.

Course Outcomes: At the end of the course, the student will be able to

- utilize mean value theorems to real life problems (L3)
- solve the differential equations related to various engineering fields (L3)
- familiarize with functions of several variables which is useful in optimization (L3)
- Apply double integration techniques in evaluating areas bounded by region (L3)
- Students will also learn important tools of calculus in higher dimensions. Students will become familiar with 2- dimensional and 3-dimensional coordinate systems (L5)

UNIT I: Sequences, Series and Mean value theorems: (10 hrs)

Sequences and Series: Convergences and divergence – Ratio test – Comparison tests – Integral test – Cauchy's root test – Alternate series – Leibnitz's rule.

Mean Value Theorems (without proofs): Rolle's Theorem – Lagrange's mean value theorem – Cauchy's mean value theorem – Taylor's and Maclaurin's theorems with remainders.

UNIT II: Differential equations of first order and first degree: (10 hrs)

Linear differential equations – Bernoulli's equations – Exact equations and equations reducible to exact form.

Applications: Newton's Law of cooling – Law of natural growth and decay – Orthogonal trajectories – Electrical circuits.



JAWAHARLAL NEHRU TECHNOLOGICAL UNIVERSITY: KAKINADA
KAKINADA – 533 003, Andhra Pradesh, India

DEPARTMENT OF CIVIL ENGINEERING

UNIT III: Linear differential equations of higher order: (10 hrs)

Non-homogeneous equations of higher order with constant coefficients – with non-homogeneous term of the type e^{ax} , $\sin ax$, $\cos ax$, polynomials in x^n , $e^{ax}V(x)$ and $x^nV(x)$ – Method of Variation of parameters.

Applications: LCR circuit, Simple Harmonic motion.

UNIT IV: Partial differentiation: (10 hrs)

Introduction – Homogeneous function – Euler’s theorem – Total derivative – Chain rule – Jacobian – Functional dependence – Taylor’s and Mc Laurent’s series expansion of functions of two variables. Applications: Maxima and Minima of functions of two variables without constraints and Lagrange’s method (with constraints).

UNIT V: Multiple integrals: (8 hrs)

Double and Triple integrals – Change of order of integration – Change of variables. Applications: Finding Areas and Volumes.

Text Books:

1. **B. S. Grewal**, Higher Engineering Mathematics, 43rd Edition, Khanna Publishers.
2. **B. V. Ramana**, Higher Engineering Mathematics, 2007 Edition, Tata Mc. Graw Hill Education.

Reference Books:

1. **Erwin Kreyszig**, Advanced Engineering Mathematics, 10th Edition, Wiley-India.
2. **Joel Hass, Christopher Heil and Maurice D. Weir**, Thomas calculus, 14th Edition, Pearson.
3. **Lawrence Turyn**, Advanced Engineering Mathematics, CRC Press, 2013.
4. **Srimantha Pal, S C Bhunia**, Engineering Mathematics, Oxford University Press.



JAWAHARLAL NEHRU TECHNOLOGICAL UNIVERSITY: KAKINADA
KAKINADA – 533 003, Andhra Pradesh, India

DEPARTMENT OF CIVIL ENGINEERING

I Year - I Semester		L	T	P	C
		3	0	0	3
MATHEMATICS - II (BS1102) (Common to all Branch's for I Year B. Tech)					

Course Objectives:

- To instruct the concept of Matrices in solving linear algebraic equations
- To elucidate the different numerical methods to solve nonlinear algebraic equations
- To disseminate the use of different numerical techniques for carrying out numerical integration.
- To equip the students with standard concepts and tools at an intermediate to advanced level mathematics to develop the confidence and ability among the students to handle various real world problems and their applications.

Course Outcomes: At the end of the course, the student will be able to

- develop the use of matrix algebra techniques that is needed by engineers for practical applications (L6)
- solve system of linear algebraic equations using Gauss elimination, Gauss Jordan, Gauss Seidel (L3)
- evaluate approximating the roots of polynomial and transcendental equations by different algorithms (L5)
- apply Newton's forward & backward interpolation and Lagrange's formulae for equal and unequal intervals (L3)
- apply different algorithms for approximating the solutions of ordinary differential equations to its analytical computations (L3)

Unit I: Solving systems of linear equations, Eigen values and Eigen vectors: (10 hrs)

Rank of a matrix by echelon form and normal form – Solving system of homogeneous and non-homogeneous equations linear equations – Gauss Elimination for solving system of equations – Eigen values and Eigen vectors and their properties.

Unit-II: Cayley-Hamilton theorem and Quadratic forms: (10 hrs)

Cayley-Hamilton theorem (without proof) – Finding inverse and power of a matrix by Cayley-Hamilton theorem – Reduction to Diagonal form – Quadratic forms and nature of the quadratic forms – Reduction of quadratic form to canonical forms by orthogonal transformation.

Singular values of a matrix, singular value decomposition (Ref. Book – 1).



JAWAHARLAL NEHRU TECHNOLOGICAL UNIVERSITY: KAKINADA
KAKINADA – 533 003, Andhra Pradesh, India

DEPARTMENT OF CIVIL ENGINEERING

UNIT III: Iterative methods:

(8 hrs)

Introduction – Bisection method – Secant method – Method of false position – Iteration method – Newton-Raphson method (One variable and simultaneous Equations) – Jacobi and Gauss-Seidel methods for solving system of equations.

UNIT IV: Interpolation:

(10 hrs)

Introduction – Errors in polynomial interpolation – Finite differences – Forward differences – Backward differences – Central differences – Relations between operators – Newton's forward and backward formulae for interpolation – Interpolation with unequal intervals – Lagrange's interpolation formula – Newton's divide difference formula.

UNIT V: Numerical integration and solution of ordinary differential equations: (10 hrs)

Trapezoidal rule – Simpson's $1/3^{\text{rd}}$ and $3/8^{\text{th}}$ rule– Solution of ordinary differential equations by Taylor's series – Picard's method of successive approximations – Euler's method – Runge-Kutta method (second and fourth order).

Text Books:

1. **B. S. Grewal**, Higher Engineering Mathematics, 43rd Edition, Khanna Publishers.
2. **B. V. Ramana**, Higher Engineering Mathematics, 2007 Edition, Tata Mc. Graw Hill Education.

Reference Books:

1. **David Poole**, Linear Algebra- A modern introduction, 4th Edition, Cengage.
2. **Steven C. Chapra**, Applied Numerical Methods with MATLAB for Engineering and Science, Tata Mc. Graw Hill Education.
3. **M. K. Jain, S. R. K. Iyengar and R. K. Jain**, Numerical Methods for Scientific and Engineering Computation, New Age International Publications.
4. **Lawrence Turyn**, Advanced Engineering Mathematics, CRC Press.



JAWAHARLAL NEHRU TECHNOLOGICAL UNIVERSITY: KAKINADA
KAKINADA – 533 003, Andhra Pradesh, India

DEPARTMENT OF CIVIL ENGINEERING

I Year - I Semester		L	T	P	C
		3	0	0	3
ENGINEERING PHYSICS (BS1108)					

Course Objectives:

Physics curriculum which is re-oriented to the needs of non-circuitual branches of graduate engineering courses offered by JNTUniversity Kakinada that serves as a transit to understand the branch specific advanced topics. The course is designed to:

- Impart concepts of mechanics required to identify forces and moments in mechanical systems by vector representation-extend Newton's second law for inertial and non-inertial frames of reference- study different types of harmonic oscillatory motions.
- Tap the Simple harmonic motion and its adaptability for improved acoustic quality of concert halls- impart concepts of flaw detection techniques using ultrasonics.
- Study the structure- property relationship exhibited by solid materials within the elastic limit.
- Impart knowledge in basic concepts of LASERs along with its Engineering applications- Familiarize types of sensors for various engineering applications
- Explore the knowledge of magnetic and dielectric materials and their utility in appliances.

UNIT-I

(10hrs)

MECHANICS: Basic laws of vectors and scalars, rotational frames-conservative and non – conservative forces , $F = - \text{grad } V$, Newton's laws in inertial and linear accelerating non-inertial frames of reference, rotating frame of reference with constant angular velocity, Harmonic oscillator ; damped harmonic motion ; Forced oscillations and resonance.

Outcome:

The students will be able to

- Identify forces and moments in mechanical systems using scalar and vector techniques
- extend Newton's second law for inertial and non-inertial frame of reference
- explain simple harmonic motion and damped harmonic motions

UNIT-II (10hrs)

ACOUSTICS & ULTRASONICS: Introduction – Reverberation - Reverberation time - Sabine's formula (Derivation using growth and decay method)–absorption coefficient and its determination-factors affecting acoustics of buildings and their remedies.

Production of ultrasonics by Magnetostriction and piezoelectric methods – Detection of ultrasonics - acoustic grating - Non-Destructive Testing- pulse echo system through transmission and reflection modes - Applications.



JAWAHARLAL NEHRU TECHNOLOGICAL UNIVERSITY: KAKINADA
KAKINADA – 533 003, Andhra Pradesh, India

DEPARTMENT OF CIVIL ENGINEERING

Outcome:

The students will be able to

- explain how sound is propagated in buildings
- analyze acoustic properties of typically used materials in buildings
- recognize sound level disruptors and their use in architectural acoustics
- Use of ultrasonics in flaw detection using NDT technique

UNIT-III

(9hrs)

ELASTICITY:, stress, strain, Hooke's law, stress-strain curve, generalized Hooke's law with and without thermal strains for isotropic materials, different types of moduli and their relations, bending of beams – Bending moment of a beam – Depression of cantilever.

Outcome:

The students will be able to

- Understand the elasticity and plasticity concepts
- Study different types of moduli and their relation
- Analyze the concepts of shearing force and moment of inertia

UNIT-IV (9hrs)

LASERS & SENSORS: Characteristics–Spontaneous and Stimulated emission of radiation – population inversion - Einstein's coefficients & Relation between them and their significance - Pumping Mechanisms - Ruby laser – Helium Neon laser – Applications.

SENSORS (qualitative description only): Different types of sensors and applications; Strain and Pressure sensors- Piezoelectric, magnetostrictive sensors, Temperature sensor - bimetallic strip, pyroelectric detectors.

Outcome:

The students will be able to

- **Understand** the basic concepts of LASER light Sources
- Study Different types of laser systems
- Identify different types of sensors and their working principles

UNIT-V (10hrs)

MAGNETISM & DIELECTRICS: Introduction – Magnetic dipole moment – Magnetization- Magnetic susceptibility and permeability – Origin of permanent magnetic moment – Bohr Magneton - Classification of magnetic materials (Dia, Para and Ferro) – Domain concept of Ferromagnetism - Hysteresis – soft and hard magnetic materials – Applications of Ferromagnetic materials.

Introduction - Dielectric polarization – Dielectric polarizability, Susceptibility and Dielectric constant-types of polarizations: Electronic and Ionic (Quantitative), Orientational polarizations (qualitative)-Lorentz internal field – Claussius_Mossoti equation- Frequency dependence of polarization - Applications of dielectrics.



JAWAHARLAL NEHRU TECHNOLOGICAL UNIVERSITY: KAKINADA
KAKINADA – 533 003, Andhra Pradesh, India

DEPARTMENT OF CIVIL ENGINEERING

Outcome:

The students will be able to

- **explain** the concept of dielectric constant and polarization in dielectric materials.
- **summarize** various types of polarization of dielectrics .
- **interpret** Lorentz field and Claussius_Mosotti relation in dielectrics.
- **classify** the magnetic materials based on susceptibility and their temperature dependence.
- **explain** the applications of dielectric and magnetic materials .
- **Apply** the concept of magnetism to magnetic devices.

Text Books:

1. “Engineering Mechanics” by Manoj K Harbola, Cengage Publications 2nd Eds.
2. “A text book of Engineering Physics” by P G Kshirsagar & M N Avadhanulu, S Chand & Company Ltd.
3. “Engineering Physics” by R K Gaur and S L Gupta, Dhanpat Rai Publications.
4. “Sensor and Transducers” by Ian R Sinclair, Elsevier (Newnes) 3rd Eds.

Reference Books:

1. “Engineering Physics” by M R Srinivasan, New Age International Publishers.
2. “Lectures on Physics” by Richard P Feynman, Pearson Publishers, New Millennium Eds.
3. “Lasers and Non-linear Optics” by B B Laud, New Age International Publishers (3rd Eds.).



JAWAHARLAL NEHRU TECHNOLOGICAL UNIVERSITY: KAKINADA
KAKINADA – 533 003, Andhra Pradesh, India

DEPARTMENT OF CIVIL ENGINEERING

I Year - I Semester		L	T	P	C
		3	1	0	4
ENGINEERING MECHANICS (ES1104)					

Objectives: The students completing this course are expected to understand the concepts of forces and its resolution in different planes, resultant of force system, Forces acting on a body, their free body diagrams using graphical methods. They are required to understand the concepts of centre of gravity and moments of inertia and their application, Analysis of frames and trusses, different types of motion, friction and application of work - energy method.

- The students are to be exposed to the concepts of force and friction, direction and its application.
- The students are to be exposed to application of free body diagrams. Solution to problems using graphical methods and law of triangle of forces.
- The students are to be exposed to concepts of centre of gravity
- The students are to be exposed to concepts of moment of inertia and polar moment of inertia including transfer methods and their applications.
- The students are to be exposed to motion in straight line and in curvilinear paths, its velocity and acceleration computation and methods of representing plane motion.
- The students are to be exposed to concepts of work, energy and particle motion

UNIT – I Introduction to Engg. Mechanics – Basic Concepts.

Systems of Forces : Coplanar Concurrent Forces – Components in Space – Resultant – Moment of Force and its Application – Couples and Resultant of Force Systems. Introduction, limiting friction and impending motion, Coulomb's laws of dry friction, coefficient of friction, cone of friction

UNIT II Equilibrium of Systems of Forces : Free Body Diagrams, Equations of Equilibrium of Coplanar Systems,

Spatial Systems for concurrent forces. Lami's Theorem, Graphical method for the equilibrium of coplanar forces, Converse of the law of Triangle of forces, converse of the law of polygon of forces condition of equilibrium.

UNIT – III Centroid : Centroids of simple figures (from basic principles) – Centroids of Composite Figures

Centre of Gravity : Centre of gravity of simple body (from basic principles), centre of gravity of composite bodies, Pappus theorem.

FRICITION

Types of friction – Limiting friction – Laws of Friction – static and Dynamic Frictions – Angle of Friction – Cone of limiting friction – Friction of wedge, block and Ladder

UNIT IV

Area moments of Inertia : Definition – Polar Moment of Inertia, Transfer Theorem, Moments of Inertia of Composite Figures, Products of Inertia, Transfer Formula for Product of Inertia.

Mass Moment of Inertia : Moment of Inertia of Masses, Transfer Formula for Mass Moments of Inertia, mass moment of inertia of composite bodies.



JAWAHARLAL NEHRU TECHNOLOGICAL UNIVERSITY: KAKINADA
KAKINADA – 533 003, Andhra Pradesh, India

DEPARTMENT OF CIVIL ENGINEERING

UNIT – V

Kinematics: Rectilinear and Curvelinear motions – Velocity and Acceleration – Motion of Rigid Body – Types and their Analysis in Planar Motion.

Introduction – Rectilinear motion – Motion with uniform and variable acceleration – Curvilinear motion – Components of motion – Circular motion – Projectiles – Instantaneous centre

Kinetics: Kinetics of a particle – D'Alembert's principle – Motion in a curved path – work, energy and power. Principle of conservation of energy – Kinetics of a rigid body in translation, rotation – work done – Principle of work-energy – Impulse-momentum

TEXT BOOKS:

1. Engineering Mechanics - S.Timoshenko & D.H.Young., 4thEdn , Mc Graw Hill publications.
2. Engineering Mechanics statics and dynamics – R.C.Hibbeler, 11thEdn – Pearson Publ.

REFERENCES:

1. Engineering Mechanics, statics and Dynamics, J.L.Meriam, 6thEdn – Wiley India Pvt Ltd.
2. Engineering Mechanics: Statics and Dynamics 3rd edition, Andrew Pytel and JaanKiusalaas, Cengage Learning publishers.
3. Engineering Mechanics, dynamics, Bhavikatti S.S – NewAge International Publishers.
4. Engineering Mechanics, statics and dynamics – I.H. Shames, – Pearson Publications
5. Mechanics For Engineers, statics - F.P.Beer & E.R.Johnston – 5thEdn Mc Graw Hill Publ.
6. Mechanics For Engineers, dynamics - F.P.Beer & E.R.Johnston – 5thEdn Mc Graw Hill Publ.
7. Theory & Problems of engineering mechanics, statics & dynamics – E.W.Nelson, C.L.Best & W.G. McLean, 5thEdn – Schaum's outline series - Mc Graw Hill Publ.
8. Engineering Mechanics, Ferdinand . L. Singer, Harper – Collins.
9. Engineering Mechanics statics and dynamics, A Nelson, Mc Graw Hill publications
10. Engineering Mechanics, Tayal. Umesh Publications.



JAWAHARLAL NEHRU TECHNOLOGICAL UNIVERSITY: KAKINADA
KAKINADA – 533 003, Andhra Pradesh, India

DEPARTMENT OF CIVIL ENGINEERING

I Year - I Semester		L	T	P	C
		1	0	3	2.5
ENGINEERING DRAWING (ES1103)					

Course Objective: Engineering drawing being the principal method of communication for engineers, the objective is to introduce the students, the techniques of constructing the various types of polygons, curves and scales. The objective is also to visualize and represent the 3D objects in 2D planes with proper dimensioning, scaling etc.

Unit I

Objective: To introduce the students to use drawing instruments and to draw polygons, Engg. Curves.

Polygons: Constructing regular polygons by general methods, inscribing and describing polygons on circles.

Curves: Parabola, Ellipse and Hyperbola by general and special methods, cycloids, involutes, tangents & normals for the curves.

Scales: Plain scales, diagonal scales and vernier scales

Unit II

Objective: To introduce the students to use orthographic projections, projections of points & simple lines. To make the students draw the projections of the lines inclined to both the planes.

Orthographic Projections: Reference plane, importance of reference lines, projections of points in various quadrants, projections of lines, line parallel to both the planes, line parallel to one plane and inclined to other plane.

Projections of straight lines inclined to both the planes, determination of true lengths, angle of inclination and traces.

Unit III

Objective: The objective is to make the students draw the projections of the plane inclined to both the planes.

Projections of planes: regular planes perpendicular/parallel to one reference plane and inclined to the other reference plane; inclined to both the reference planes.

Unit IV

Objective: The objective is to make the students draw the projections of the various types of solids in different positions inclined to one of the planes.

Projections of Solids – Prisms, Pyramids, Cones and Cylinders with the axis inclined to both the planes.

Unit V

Objective: The objective is to represent the object in 3D view through isometric views. The student will be able to represent and convert the isometric view to orthographic view and vice versa.



JAWAHARLAL NEHRU TECHNOLOGICAL UNIVERSITY: KAKINADA
KAKINADA – 533 003, Andhra Pradesh, India

DEPARTMENT OF CIVIL ENGINEERING

Conversion of isometric views to orthographic views; Conversion of orthographic views to isometric views.

Computer Aided Design, Drawing practice using Auto CAD, Creating 2D&3D drawings of objects using Auto CAD

Note:In the End Examination there will be no question from CAD.

TEXT BOOKS:

1. Engineering Drawing by N.D. Butt, Chariot Publications
2. Engineering Drawing by Agarwal & Agarwal, Tata McGraw Hill Publishers

REFERENCE BOOKS:

1. Engineering Drawing by K.L.Narayana& P. Kannaiah, Scitech Publishers
2. Engineering Graphics for Degree by K.C. John, PHI Publishers
3. Engineering Graphics by PI Varghese, McGrawHill Publishers
4. Engineering Drawing + AutoCad – K Venugopal, V. Prabhu Raja, New Age

Course Outcome: The student will learn how to visualize 2D & 3D objects.



JAWAHARLAL NEHRU TECHNOLOGICAL UNIVERSITY: KAKINADA
KAKINADA – 533 003, Andhra Pradesh, India

DEPARTMENT OF CIVIL ENGINEERING

I Year - I Semester		L	T	P	C
		0	0	3	1.5
ENGLISH LAB (HS1102)					

UNIT I:

Vowels, Consonants, Pronunciation, Phonetic Transcription

UNIT II:

Past tense markers, word stress-di-syllabic words, Poly-Syllabic words

UNIT III:

Rhythm & Intonation

UNIT IV:

Contrastive Stress (Homographs)

UNIT V:

Word Stress: Weak and Strong forms
 Stress in compound words

References books:

1. Infotech English, Maruthi Publications (with Compact Disc).
2. Exercises in Spoken English Part 1,2,3,4, OUP and CIEFL.
3. English Pronunciation in use- Mark Hancock, Cambridge University Press.
4. English Phonetics and Phonology-Peter Roach, Cambridge University Press.
5. English Pronunciation in use- Mark Hewings, Cambridge University Press.
6. English Pronunciation Dictionary- Daniel Jones, Cambridge University Press.
7. English Phonetics for Indian Students- P. Bala Subramanian, Mac Millan Publications.



JAWAHARLAL NEHRU TECHNOLOGICAL UNIVERSITY: KAKINADA
KAKINADA – 533 003, Andhra Pradesh, India

DEPARTMENT OF CIVIL ENGINEERING

I Year - I Semester		L	T	P	C
		0	0	3	1.5
ENGINEERING PHYSICS LAB (BS1109)					

(Any 10 of the following listed 15 experiments)

LIST OF EXPERIMENTS:

1. Determination of Rigidity modulus of a material- Torsional Pendulum.
2. Determination of Young's modulus by method of single cantilever oscillations.
3. Determination of Acceleration due to Gravity and Radius of Gyration - Compound Pendulum.
4. Verification of laws of vibrations in stretched strings – Sonometer.
5. Determination of spring constant of springs using coupled oscillators.
6. Magnetic field along the axis of a current carrying coil – Stewart and Gee's apparatus
7. Study the variation of B versus H by magnetizing the magnetic material (B-H curve).
8. Measurement of magnetic susceptibility by Gouy's method.
9. Determination of ultrasonic velocity in liquid (Acoustic Grating) Det
10. Determination of dielectric constant by charging and discharging method Det
11. Determination of wavelength of Laser by diffraction grating Det
12. Determination of particle size using Laser. Det
13. Determination of Pressure variation using strain Gauge sensor. Det
14. Determination of Moment of Inertia of a Fly Wheel. Det
15. Determination of Velocity of sound –Volume Resoantor. Det



JAWAHARLAL NEHRU TECHNOLOGICAL UNIVERSITY: KAKINADA
KAKINADA – 533 003, Andhra Pradesh, India

DEPARTMENT OF CIVIL ENGINEERING

I Year - I Semester	L	T	P	C
	0	0	2	1
ENGINEERING EXPLORATION PROJECT(PR1101)				

COURSE OBJECTIVES:

- Build mindsets & foundations essential for designers
- Learn about the Human-Centered Design methodology and understand their real-world applications
- Use Design Thinking for problem solving methodology for investigating illdefined problems.
- Undergo several design challenges and work towards the final design challenge

Apply Design Thinking on the following Streams to

- Project Stream 1: Electronics, Robotics, IOT and Sensors
- Project Stream 2: Computer Science and IT Applications
- Project Stream 3: Mechanical and Electrical tools
- Project Stream4: Eco-friendly solutions for waste management, infrastructure, safety, alternative energy sources, Agriculture, Environmental science and other fields of engineering.

HOW TO PURSUE THE PROJECT WORK?

- The first part will be learning-based-masking students to embrace the methodology by exploring all the phases of design thinking through the wallet/ bag challenge and podcasts.
- The second part will be more discussion-based and will focus on building some necessary skills as designers and learning about complementary material for human- centered design.
- The class will then divide into teams and they will be working with one another for about 2 – 3 weeks. These teams and design challenges will be the basis for the final project and final presentation to be presented.
- The teams start with **Design Challenge** and go through all the phases more in depth from coming up with the right question to empathizing to ideating to prototyping and to testing.
- Outside of class, students will also be gathering the requirements, identifying the challenges, usability, importance etc
- At the end, Students are required to submit the final reports, and will be evaluated by the faculty.

TASKS TO BE DONE:

Task 1: Everyone is a Designer

- Understand class objectives & harness the designer mindset

Task 2: The Wallet/Bag Challenge and Podcast

- Gain a quick introduction to the design thinking methodology
- Go through all stages of the methodology through a simple design challenge
- Podcast: Observe, Listen and Engage with the surrounding environment and identify a design challenge.

Task 3: Teams & Problems

- Start Design Challenge and learn about teams & problems through this



JAWAHARLAL NEHRU TECHNOLOGICAL UNIVERSITY: KAKINADA
KAKINADA – 533 003, Andhra Pradesh, India

DEPARTMENT OF CIVIL ENGINEERING

- Foster team collaboration, find inspiration from the environment and learn how to identify problems

Task 4: Empathizing

- Continue Design Challenge and learn empathy
- Learn techniques on how to empathize with users
- Go to the field and interview people in their environments
- Submit Activity Card

Task 5: Ideating

- Continue Design Challenge and learn how to brainstorm effectively
- Encourage exploration and foster spaces for brainstorming
- Submit Activity Card

Task 6: Prototyping

- Continue Design Challenge and learn how to create effective prototypes
- Build tangible models and use them as communication tools
- Start giving constructive feedback to classmates and teammates
- Submit Activity Card

Task 7: Testing

- Finish Design Challenge and iterate prototypes and ideas through user feedback
- Evolve ideas and prototypes through user feedback and constructive criticism
- Get peer feedback on individual and group performance
- Submit Activity Card

Task 8:

- Final Report Submission and Presentation

Note: The colleges may arrange for Guest Speakers from Various Design Fields: Graphic Design, Industrial Design, Architecture, Product Design, Organizational Design, etc to enrich the students with Design Thinking Concept.

REFERENCES:

1. Tom Kelly, *The Art of Innovation: Lessons in Creativity From IDEO, America's Leading Design Firm* (Profile Books, 2002)
2. Tim Brown, *Change by Design: How Design Thinking Transforms Organizations and Inspires Innovation* (HarperBusiness, 2009)
3. Jeanne Liedtka, Randy Salzman, and Daisy Azer, *Design Thinking for the Greater Good: Innovation in the Social Sector* (Columbia Business School Publishing, 2017)

OTHER USEFUL DESIGN THINKING FRAMEWORKS AND METHODOLOGIES:

- Human-Centered Design Toolkit (IDEO); <https://www.ideo.com/post/design-kit>
- Design Thinking Boot Camp Bootleg (Stanford D-School); <https://dschool.stanford.edu/resources/the-bootcamp-bootleg>
- Collective Action Toolkit (frogdesign); https://www.frogdesign.com/wpcontent/uploads/2016/03/CAT_2.0_English.pdf
- Design Thinking for Educators (IDEO); <https://designthinkingforeducators.com/>



JAWAHARLAL NEHRU TECHNOLOGICAL UNIVERSITY: KAKINADA
KAKINADA – 533 003, Andhra Pradesh, India

DEPARTMENT OF CIVIL ENGINEERING

I Year - II Semester		L	T	P	C
		3	0	0	3
ENGLISH (HS1201)					

Introduction

The course is designed to train students in receptive (listening and reading) as well as productive and interactive (speaking and writing) skills by incorporating a comprehensive, coherent and integrated approach that improves the learners' ability to effectively use English language in academic/ workplace contexts. The shift is from *learning about the language* to *using the language*. On successful completion of the compulsory English language course/s in B.Tech., learners would be confident of appearing for international language qualification/proficiency tests such as IELTS, TOEFL, or BEC, besides being able to express themselves clearly in speech and competently handle the writing tasks and verbal ability component of campus placement tests. Activity based teaching-learning methods would be adopted to ensure that learners would engage in actual use of language both in the classroom and laboratory sessions.

Course Objectives

- Facilitate effective listening skills for better comprehension of academic lectures and English spoken by native speakers
- Focus on appropriate reading strategies for comprehension of various academic texts and authentic materials
- Help improve speaking skills through participation in activities such as role plays, discussions and structured talks/oral presentations
- Impart effective strategies for good writing and demonstrate the same in summarizing, writing well organized essays, record and report useful information
- Provide knowledge of grammatical structures and vocabulary and encourage their appropriate use in speech and writing

Learning Outcomes

At the end of the module, the learners will be able to

- understand social or transactional dialogues spoken by native speakers of English and identify the context, topic, and pieces of specific information
- ask and answer general questions on familiar topics and introduce oneself/others
- employ suitable strategies for skimming and scanning to get the general idea of a text and locate specific information
- recognize paragraph structure and be able to match beginnings/endings/headings with paragraphs
- form sentences using proper grammatical structures and correct word forms

Unit 1:

Lesson-1: A Drawer full of happiness from “**Infotech English**”, Maruthi Publications

Lesson-2: Deliverance by Premchand from “**The Individual Society**”, Pearson Publications.

(Non-detailed)

Listening: Listening to short audio texts and identifying the topic. Listening to short audio texts and identifying the context and specific pieces of information to answer a series of questions both in speaking and writing.



JAWAHARLAL NEHRU TECHNOLOGICAL UNIVERSITY: KAKINADA
KAKINADA – 533 003, Andhra Pradesh, India

DEPARTMENT OF CIVIL ENGINEERING

Speaking: Asking and answering general questions on familiar topics such as home, family, work, studies and interests. Self introductions and introducing others.

Reading: Skimming text to get the main idea. Scanning to look for specific pieces of information.

Reading for Writing: Paragraph writing (specific topics) using suitable cohesive devices; linkers, sign posts and transition signals; mechanics of writing - punctuation, capital letters.

Vocabulary: Technical vocabulary from across technical branches (20) GRE Vocabulary (20) (Antonyms and Synonyms, Word applications) Verbal reasoning and sequencing of words.

Grammar: Content words and function words; word forms: verbs, nouns, adjectives and adverbs; nouns: countables and uncountables; singular and plural basic sentence structures; simple question form - wh-questions; word order in sentences.

Pronunciation: Vowels, Consonants, Plural markers and their realizations

Unit 2:

Lesson-1: Nehru's letter to his daughter Indira on her birthday from "Infotech English", Maruthi Publications

Lesson-2: Bosom Friend by Hira Bansode from "The Individual Society", Pearson Publications. (Non-detailed)

Listening: Answering a series of questions about main idea and supporting ideas after listening to audio texts, both in speaking and writing.

Speaking: Discussion in pairs/ small groups on specific topics followed by short structured talks. Functional English: Greetings and leave takings.

Reading: Identifying sequence of ideas; recognizing verbal techniques that help to link the ideas in a paragraph together.

Reading for Writing: Summarizing - identifying main idea/s and rephrasing what is read; avoiding redundancies and repetitions.

Vocabulary: Technical vocabulary from across technical branches (20 words). GRE Vocabulary Analogies (20 words) (Antonyms and Synonyms, Word applications)

Grammar: Use of articles and zero article; prepositions.

Pronunciation: Past tense markers, word stress-di-syllabic words

Unit 3:



JAWAHARLAL NEHRU TECHNOLOGICAL UNIVERSITY: KAKINADA
KAKINADA – 533 003, Andhra Pradesh, India

DEPARTMENT OF CIVIL ENGINEERING

Lesson-1: Stephen Hawking-Positivity ‘Benchmark’ from “Infotech English”, Maruthi Publications

Lesson-2: Shakespeare’s Sister by Virginia Woolf from “The Individual Society”, Pearson Publications. (Non-detailed)

Listening: Listening for global comprehension and summarizing what is listened to, both in speaking and writing.

Speaking: Discussing specific topics in pairs or small groups and reporting what is discussed. Functional English: Complaining and Apologizing.

Reading: Reading a text in detail by making basic inferences - recognizing and interpreting specific context clues; strategies to use text clues for comprehension. Critical reading.

Reading for Writing: Summarizing - identifying main idea/s and rephrasing what is read; avoiding redundancies and repetitions. Letter writing-types, format and principles of letter writing. E-mail etiquette, Writing CV’s.

Vocabulary: Technical vocabulary from across technical branches (20 words). GRE Vocabulary (20 words) (Antonyms and Synonyms, Word applications) Association, sequencing of words

Grammar: Verbs - tenses; subject-verb agreement; direct and indirect speech, reporting verbs for academic purposes.

Pronunciation: word stress-poly-syllabic words

Unit 4:

Lesson-1: Liking a Tree, Unbowed: Wangari Maathai-biography from “Infotech English”, Maruthi Publications

Lesson-2: Telephone Conversation-Wole Soyinka from “The Individual Society”, Pearson Publications. (Non-detailed)

Listening: Making predictions while listening to conversations/ transactional dialogues without video (only audio); listening to audio-visual texts.

Speaking: Role plays for practice of conversational English in academic contexts (formal and informal) - asking for and giving information/directions. Functional English: Permissions, Requesting, Inviting.

Reading: Studying the use of graphic elements in texts to convey information, reveal trends/patterns/relationships, communicative process or display complicated data.

Reading for Writing: Information transfer; describe, compare, contrast, identify significance/trends based on information provided in figures/charts/graphs/tables. Writing SOP, writing for media.



JAWAHARLAL NEHRU TECHNOLOGICAL UNIVERSITY: KAKINADA
KAKINADA – 533 003, Andhra Pradesh, India

DEPARTMENT OF CIVIL ENGINEERING

Vocabulary: Technical vocabulary from across technical branches (20 words) GRE Vocabulary (20 words) (Antonyms and Synonyms, Word applications) Cloze Encounters.

Grammar: Quantifying expressions - adjectives and adverbs; comparing and contrasting; degrees of comparison; use of antonyms

Pronunciation: Contrastive Stress

Unit 5:

Lesson-1: Stay Hungry-Stay foolish from “**Infotech English**”, Maruthi Publications

Lesson-2: Still I Rise by **Maya Angelou** from “**The Individual Society**”, Pearson Publications. (Non-detailed)

Listening: Identifying key terms, understanding concepts and interpreting the concepts both in speaking and writing.

Speaking: Formal oral presentations on topics from academic contexts - without the use of PPT slides. Functional English: Suggesting/Opinion giving.

Reading: Reading for comprehension. RAP Strategy Intensive reading and Extensive reading techniques.

Reading for Writing: Writing academic proposals- writing research articles: format and style.

Vocabulary: Technical vocabulary from across technical branches (20 words) GRE Vocabulary (20 words) (Antonyms and Synonyms, Word applications) Coherence, matching emotions.

Grammar: Editing short texts – identifying and correcting common errors in grammar and usage (articles, prepositions, tenses, subject verb agreement)

Pronunciation: Stress in compound words

Prescribed text books for theory:

1. “**Infotech English**”, Maruthi Publications. (Detailed)
2. “**The Individual Society**”, Pearson Publications. (Non-detailed)

Reference books:

1. Bailey, Stephen. Academic writing: A handbook for international students. Routledge, 2014.
2. Chase, Becky Tarver. Pathways: Listening, Speaking and Critical Thinking. Heinley ELT; 2nd Edition, 2018.
3. Skillful Level 2 Reading & Writing Student's Book Pack (B1) Macmillan Educational.
4. Hewings, Martin. Cambridge Academic English (B2). CUP, 2012.



JAWAHARLAL NEHRU TECHNOLOGICAL UNIVERSITY: KAKINADA
KAKINADA – 533 003, Andhra Pradesh, India

DEPARTMENT OF CIVIL ENGINEERING

I Year - II Semester		L	T	P	C
		3	0	0	3
MATHEMATICS-III (BS1203) (Common to ALL Branch's of I Year B. Tech.)					

Course Objectives:

- To familiarize the techniques in partial differential equations.
- To furnish the learners with basic concepts and techniques at plus two level to lead them into advanced level by handling various real world applications.

Course Objectives: At the end of the course, the student will be able to

- Interpret the physical meaning of different operators such as gradient, curl and divergence (L5)
- Estimate the work done against a field, circulation and flux using vector calculus (L5)
- Apply the Laplace transform for solving differential equations (L3).
- Find or compute the Fourier series of periodic signals (L3)
- Know and be able to apply integral expressions for the forwards and inverse Fourier transform to a range of non-periodic waveforms (L3)
- Identify solution methods for partial differential equations that model physical processes (L3)

UNIT I: Vector calculus: **(10 hrs)**

Vector Differentiation: Gradient — Directional derivative — Divergence — Curl — Scalar Potential.
 Vector Integration: Line integral — Work done — Area — Surface and volume integrals — Vector integral theorems: Greens, Stokes and Gauss Divergence theorems (without proof).

UNIT II:Laplace Transforms: **(10 hrs)**

Laplace transforms of standard functions — Shifting theorems — Transforms of derivatives and integrals —
 Unit step function — Dirac's delta function — Inverse Laplace transforms — Convolution theorem (without proof).
 Applications: Solving ordinary differential equations (initial value problems) using Laplace transforms.

UNIT III:Fourier series and Fourier Transforms: **(10 hrs)**

Fourier Series: Introduction — Periodic functions — Fourier series of periodic function — Dirichlet's conditions — Even and odd functions — Change of interval — Half-range sine and cosine series.

Fourier Transforms: Fourier integral theorem (without proof) — Fourier sine and cosine integrals — Sine and cosine transforms — Properties — inverse transforms — Finite Fourier transforms.

UNIT IV:PDE of first order: **(8 hrs)**

Formation of partial differential equations by elimination of arbitrary constants and arbitrary functions — Solutions of first order linear (Lagrange) equation and nonlinear (standard types) equations.



JAWAHARLAL NEHRU TECHNOLOGICAL UNIVERSITY: KAKINADA
KAKINADA – 533 003, Andhra Pradesh, India

DEPARTMENT OF CIVIL ENGINEERING

I Year - II Semester		L	T	P	C
		3	0	0	3
ENGINEERING CHEMISTRY (BS1210)					

Knowledge of basic concepts of Chemistry for Engineering students will help them as professional engineers later in design and material selection, as well as utilizing the available resources.

Learning Objectives:

- **Importance** of usage of plastics in household appliances and composites (FRP) in aerospace and automotive industries.
- **Outline** the basics for the construction of electrochemical cells, batteries and fuel cells. Understand the mechanism of corrosion and how it can be prevented.
Express the increase in demand as wide variety of advanced materials are introduced; which have excellent engineering properties.
Classify and discuss the materials used in major industries like steel industry, metallurgical industries and construction industries and electrical equipment manufacturing industries. Lubrication is also **summarized**.
- **Relate** the need of fuels as a source of energy to any industry, particularly industries like thermal power stations, steel industry, fertilizer industry etc., and hence introduced.
- **Explain** the importance and usage of water as basic material in almost all the industries; **interpret** drawbacks of steam boilers and also how portable water is supplied for drinking purposes.

UNIT I: POLYMER TECHNOLOGY

Polymerisation:- Introduction-methods of polymerization (emulsion and suspension)-physical and mechanical properties.

Plastics: Compounding-fabrication (compression, injection, blown film, extrusion) - preparation, properties and applications of PVC, polycarbonates and Bakelite-mention some examples of plastic materials used in electronic gadgets, recycling of e-plastic waste.

Elastomers:- Natural rubber-drawbacks-vulcanization-preparation, properties and applications of synthetic rubbers (Buna S, thiokol and polyurethanes).

Composite materials: Fiber reinforced plastics-conducting polymers-biodegradable polymers-biopolymers-biomedical polymers.

Learning Outcomes: At the end of this unit, the students will be able to

- **Outline** the properties of polymers and various additives added and different methods of forming plastic materials.
- **Explain** the preparation, properties and applications of some plastic materials.
- **Interpret** the mechanism of conduction in conducting polymers .
- **Discuss** natural and synthetic rubbers and their applications.



JAWAHARLAL NEHRU TECHNOLOGICAL UNIVERSITY: KAKINADA
KAKINADA – 533 003, Andhra Pradesh, India

DEPARTMENT OF CIVIL ENGINEERING

UNIT II: ELECTROCHEMICAL CELLS AND CORROSION

Single electrode potential-Electrochemical series and uses of series-standard hydrogen electrode, calomel electrode-concentration cell-construction of glass electrode-Batteries: Dry cell, Ni-Cd cells, Ni-Metal hydride cells, Li ion battery, zinc air cells–Fuel cells: H₂-O₂, CH₃OH-O₂, phosphoric acid, molten carbonate.

Corrosion:-Definition-theories of corrosion (chemical and electrochemical)-galvanic corrosion, differential aeration corrosion, stress corrosion, waterline corrosion-passivity of metals-galvanic series-factors influencing rate of corrosion-corrosion control (proper designing, cathodic protection)-Protective coatings: Surface preparation, cathodic and anodic coatings, electroplating, electroless plating (nickel). Paints (constituents, functions, special paints).

Learning Outcomes: At the end of this unit, the students will be able to

- **Explain** the theory of construction of battery and fuel cells.
- **Categorize** the reasons for corrosion and study some methods of corrosion control.

UNIT III: CHEMISTRY OF MATERIALS

Part- A:

Nano materials:- Introduction-sol-gel method-characterization by BET, SEM and TEM methods-applications of graphene-carbon nanotubes and fullerenes:Types, preparation and applications

Thermal analysis techniques: Instrumentation and applications of thermogravimetric analysis (TGA), differential thermal analysis (DTA), differential scanning calorimetry (DSC).

Part-B:

Refractories: - Definition, classification, properties (refractoriness, refractoriness under load, porosity and thermal spalling), failure of refractories.

Lubricants: - Definition, mechanism of lubricants and properties (definition and importance).

Cement: - Constituents, manufacturing, parameters to characterize the clinker formation: lime saturation factor (LSF), silica ratio (SR) and alumina ratio (AR), chemistry of setting and hardening, deterioration of cement.

Learning Outcomes: At the end of this unit, the students will be able to

- **Outline** the awareness of materials like nanomaterials and fullerenes and their uses.
- **Explain** the techniques that detect and measure changes of state of reaction.
- **Illustrate** the commonly used industrial materials.

UNIT IV: FUELS

Introduction-calorific value-HCV and LCV-problems using Dulong's formula-proximate and ultimate analysis of coal sample-significance of these analyses-problems-Petroleum (refining-cracking)-Synthetic petrol (Fischer Tropsch and Bergius)-petrol knocking-diesel knocking-octane and cetane ratings-anti-knock agents-Introduction to alternative fuels (Bio-diesel, ethanol, methanol, Natural gas, LPG, CNG)-Flue gas analysis by Orsat apparatus-Rocket fuels.

Learning Outcomes: At the end of this unit, the students will be able to

- **Differentiate** petroleum, petrol, synthetic petrol and have knowledge how they are produced.
- **Study** alternate fuels.
- **Analyse** flue gases.



JAWAHARLAL NEHRU TECHNOLOGICAL UNIVERSITY: KAKINADA
KAKINADA – 533 003, Andhra Pradesh, India

DEPARTMENT OF CIVIL ENGINEERING

UNIT V: WATER TECHNOLOGY

Hardness of water-determination of hardness by complexometric method-boiler troubles (priming and foaming, scale formation, boiler corrosion, caustic embrittlement)-internal treatments-softening of hard water (zeolite process and related sums, ion exchange process)-treatment of industrial waste water

Portable water and its specifications-steps involved in purification of water-chlorination, break point chlorination-reverse osmosis and electro dialysis.

Learning Outcomes: At the end of this unit, the students will be able to

- **Explain** the impurities present in raw water, problems associated with them and how to avoid them are understood.

Standard Books:

- | | | |
|----|--------------------------------------------|-----------------------------------------------|
| 1. | Dhanpat Rai Publicating Co. Latest edition | Engineering Chemistry by Jain and Jain; |
| 2. | Cambridge University Press, 2019 edition. | Engineering Chemistry by Shikha Agarwal; |
| 3. | Dara; S. Chand & Co Ltd., Latest Edition | A text book of engineering Chemistry by S. S. |
| 4. | Dhanpat Rai Publicating Co. Latest edition | Engineering Chemistry by Shashi Chawla; |



JAWAHARLAL NEHRU TECHNOLOGICAL UNIVERSITY: KAKINADA
KAKINADA – 533 003, Andhra Pradesh, India

DEPARTMENT OF CIVIL ENGINEERING

I Year - II Semester		L	T	P	C
		3	0	0	3
PROGRAMMING FOR PROBLEM SOLVING USING C (ES1201)					

COURSE OBJECTIVES:

The objectives of Programming for Problem Solving Using C are

- 1) To learn about the computer systems, computing environments, developing of a computer program and Structure of a C Program
- 2) To gain knowledge of the operators, selection, control statements and repetition in C
- 3) To learn about the design concepts of arrays, strings, enumerated structure and union types. To learn about their usage.
- 4) To assimilate about pointers, dynamic memory allocation and know the significance of Preprocessor.
- 5) To assimilate about File I/O and significance of functions

UNIT I

Introduction to Computers: Creating and running Programs, Computer Numbering System, Storing Integers, Storing Real Numbers

Introduction to the C Language: Background, C Programs, Identifiers, Types, Variable, Constants, Input/output, Programming Examples, Scope, Storage Classes and Type Qualifiers.

Structure of a C Program: Expressions Precedence and Associativity, Side Effects, Evaluating Expressions, Type Conversion Statements, Simple Programs, Command Line Arguments.

UNIT II

Bitwise Operators: Exact Size Integer Types, Logical Bitwise Operators, Shift Operators.

Selection & Making Decisions: Logical Data and Operators, Two Way Selection, Multiway Selection, More Standard Functions

Repetition: Concept of Loop, Pretest and Post-test Loops, Initialization and Updating, Event and Counter Controlled Loops, Loops in C, Other Statements Related to Looping, Looping Applications, Programming Examples

UNIT III

Arrays: Concepts, Using Array in C, Array Application, Two Dimensional Arrays, Multidimensional Arrays, Programming Example – Calculate Averages

Strings: String Concepts, C String, String Input / Output Functions, Arrays of Strings, String Manipulation Functions String/ Data Conversion, A Programming Example – Morse Code

Enumerated, Structure, and Union: The Type Definition (Type def), Enumerated Types, Structure, Unions, and Programming Application

UNIT IV

Pointers: Introduction, Pointers to pointers, Compatibility, L value and R value

Pointer Applications: Arrays, and Pointers, Pointer Arithmetic and Arrays, Memory Allocation Function, Array of Pointers, Programming Application

Processor Commands: Processor Commands



JAWAHARLAL NEHRU TECHNOLOGICAL UNIVERSITY: KAKINADA
KAKINADA – 533 003, Andhra Pradesh, India

DEPARTMENT OF CIVIL ENGINEERING

I Year - II Semester		L	T	P	C
		1	0	3	2.5
COMPUTER AIDED ENGINEERING DRAWING (ES1207)					

Course Objective: To enhance the student's knowledge and skills in engineering drawing and to introduce drafting packages and commands for computer aided drawing and modeling.

UNIT-I:

Objective: The knowledge of projections of solids is essential in 3D modeling and animation. The student will be able to draw projections of solids. The objective is to enhance the skills they already acquired in their earlier course in drawing of projection.

PROJECTIONS OF SOLIDS: Projections of Regular Solids inclined to both planes – Auxiliary Views.

UNIT-II:

The knowledge of sections of solids and development of surfaces is required in designing and manufacturing of the objects. Whenever two or more solids combine, a definite curve is seen at their intersection.

SECTIONS OF SOLIDS: Sections and Sectional views of Right Regular Solids – Prism, Cylinder, Pyramid, Cone – Auxiliary views.

DEVELOPMENT AND INTERPENETRATION OF SOLIDS: Development of Surfaces of Right Regular Solids – Prism, Cylinder, Pyramid, Cone and their parts.

UNIT-III:

The intersection of solids also plays an important role in designing and manufacturing. The objective is to impart this knowledge through this topic. A perspective view provides a realistic 3D View of an object. The objective is to make the students learn the methods of Iso and Perspective views.

INTERPENETRATION OF RIGHT REGULAR SOLIDS: Intersection of Cylinder Vs Cylinder, Cylinder Vs Prism, Cylinder Vs Cone, Prism Vs Cone.

PERSPECTIVE PROJECTIONS: Perspective View: Points, Lines, Plane Figures and Simple Solids,

Vanishing Point Methods (General Method only).

In part B computer aided drafting is introduced.



JAWAHARLAL NEHRU TECHNOLOGICAL UNIVERSITY: KAKINADA
KAKINADA – 533 003, Andhra Pradesh, India

DEPARTMENT OF CIVIL ENGINEERING

UNIT IV:

The objective is to introduce various commands in AutoCAD to draw the geometric entities and to create 2D and 3D wire frame models.

INTRODUCTION TO COMPUTER AIDED DRAFTING: Generation of points, lines, curves, polygons, dimensioning. Types of modeling : object selection commands – edit, zoom, cross hatching, pattern filling, utility commands, 2D wire frame modeling, 3D wire frame modeling,.

UNIT V:

By going through this topic the student will be able to understand the paper-space environment thoroughly.

VIEW POINTS AND VIEW PORTS: view point coordinates and view(s) displayed, examples to exercise different options like save, restore, delete , joint , single option.

UNIT VI:

The objective is to make the students create geometrical model of simple solids and machine parts and display the same as an Isometric, Orthographic or Perspective projection.

COMPUTER AIDED SOLID MODELING: Isometric projections, orthographic projections of isometric projections, Modeling of simple solids, Modeling of Machines & Machine Parts.

TEXT BOOKS :

1. Engineering drawing by N.D Bhatt , Charotar publications.
2. Engineering Graphics, K.C. john, PHI Publications

REFERENCES:

1. Mastering Auto CAD 2013 and Auto CAD LT 2013 – George Omura, Sybex
2. Auto CAD 2013 fundamentals- Elisemoss, SDC Publ.
3. Engineering Drawing and Graphics using Auto Cad – T Jeyapoovan, vikas
4. Engineering Drawing + AutoCAD – K Venugopal, V. Prabhu Raja, New Age
5. Engineering Drawing – RK Dhawan, S Chand
6. Engineering Drawing – MB Shaw, BC Rana, Pearson
7. Engineering Drawing – KL Narayana, P Kannaiah, Scitech
8. Engineering Drawing – Agarwal and Agarwal, Mc Graw Hill
9. Engineering Graphics – PI Varghese, Mc Graw Hill
10. Text book of Engineering Drawing with auto-CAD , K.venkata reddy/B.S . publications.
11. Engineering Drawing with Auto CAD/ James D Bethune/Pearson Publications
12. Engineering Graphics with Auto CAD/Kulkarni D.M, Rastogi A.P, Sarkar A.K/PHI Publications



JAWAHARLAL NEHRU TECHNOLOGICAL UNIVERSITY: KAKINADA
KAKINADA – 533 003, Andhra Pradesh, India

DEPARTMENT OF CIVIL ENGINEERING

I Year - II Semester	L	T	P	C
	0	0	3	1.5
PROGRAMMING FOR PROBLEM SOLVING USING C LAB (ES1202)				

Course Objectives:

- 1) Apply the principles of C language in problem solving.
- 2) To design flowcharts, algorithms and knowing how to debug programs.
- 3) To design & develop of C programs using arrays, strings pointers & functions.
- 4) To review the file operations, preprocessor commands.

Exercise 1:

1. Write a C program to print a block F using hash (#), where the F has a height of six characters and width of five and four characters.
2. Write a C program to compute the perimeter and area of a rectangle with a height of 7 inches and width of 5 inches.
3. Write a C program to display multiple variables.

Exercise 2:

1. Write a C program to calculate the distance between the two points.
2. Write a C program that accepts 4 integers p, q, r, s from the user where r and s are positive and p is even. If q is greater than r and s is greater than p and if the sum of r and s is greater than the sum of p and q print "Correct values", otherwise print "Wrong values".

Exercise 3:

1. Write a C program to convert a string to a long integer.
2. Write a program in C which is a Menu-Driven Program to compute the area of the various geometrical shape.
3. Write a C program to calculate the factorial of a given number.

Exercise 4:

1. Write a program in C to display the n terms of even natural number and their sum.
2. Write a program in C to display the n terms of harmonic series and their sum.
 $1 + 1/2 + 1/3 + 1/4 + 1/5 \dots 1/n$ terms.
3. Write a C program to check whether a given number is an Armstrong number or not.

Exercise 5:

1. Write a program in C to print all unique elements in an array.
2. Write a program in C to separate odd and even integers in separate arrays.
3. Write a program in C to sort elements of array in ascending order.

Exercise 6:

1. Write a program in C for multiplication of two square Matrices.
2. Write a program in C to find transpose of a given matrix.

Exercise 7:

1. Write a program in C to search an element in a row wise and column wise sorted matrix.
2. Write a program in C to print individual characters of string in reverse order.

Exercise 8:

1. Write a program in C to compare two strings without using string library functions.
2. Write a program in C to copy one string to another string.



JAWAHARLAL NEHRU TECHNOLOGICAL UNIVERSITY: KAKINADA
KAKINADA – 533 003, Andhra Pradesh, India

DEPARTMENT OF CIVIL ENGINEERING

I Year - II Semester		L	T	P	C
		0	0	3	1.5
ENGINEERING CHEMISTRY LAB (BS1211)					

Introduction to Chemistry laboratory – Molarity, normality, primary, secondary standard solutions, volumetric titrations, quantitative analysis

1. Determination of HCl using standard Na_2CO_3 solution.
2. Determination of alkalinity of a sample containing Na_2CO_3 and NaOH.
3. Determination of Mn (II) using standard oxalic acid solution.
4. Determination of ferrous iron using standard $\text{K}_2\text{Cr}_2\text{O}_7$ solution.
5. Determination of copper (II) using standard hypo solution.
6. Determination of temporary and permanent hardness of water using standard EDTA solution.
7. Determination of iron (III) by a colorimetric method.
8. Determination of the concentration of acetic acid using sodium hydroxide (pH-metry method).
9. Determination of the concentration of strong acid vs strong base (by conductometric method).
10. Determination of strong acid vs strong base (by potentiometric method).
11. Determination of Mg^{+2} present in an antacid.
12. Determination of CaCO_3 present in an egg shell.
13. Estimation of Vitamin C.
14. Determination of phosphoric content in soft drinks.
15. Adsorption of acetic acid by charcoal.
16. Preparation of nylon-6, 6 and Bakelite (demonstration only).

Of the above experiments at-least 10 assessment experiments should be completed in a semester.

Outcomes: The students entering into the professional course have practically very little exposure to lab classes. The experiments introduce volumetric analysis; redox titrations with different indicators; EDTA titrations; then they are exposed to a few instrumental methods of chemical analysis. Thus at the end of the lab course, the student is exposed to different methods of chemical analysis and use of some commonly employed instruments. They thus acquire some experimental skills.

Reference Books

1. A Textbook of Quantitative Analysis, Arthur J. Vogel.



JAWAHARLAL NEHRU TECHNOLOGICAL UNIVERSITY: KAKINADA
KAKINADA – 533 003, Andhra Pradesh, India

DEPARTMENT OF CIVIL ENGINEERING

I Year - II Semester		L	T	P	C
		0	0	3	1.5
COMMUNICATION SKILLS LAB (ES1203)					

UNIT I:

Oral Activity: JAM, Hypothetical Situations, Self/Peer Profile
 Common Errors in Pronunciation, Neutralising Accent

UNIT II:

Oral Activity: Telephonic Etiquette, Role Plays
 Poster Presentations

UNIT III:

Oral Activity: Oral Presentation skills, Public speaking
 Data Interpretation

UNIT IV:

Oral Activity: Group Discussions: Do's and Don'ts- Types, Modalities

UNIT V:

Oral Activity: Interview Skills: Preparatory Techniques, Frequently asked questions, Mock Interviews.
 Pronunciation: Connected speech (Pausing, Tempo, Tone, Fluency etc.,)

References:

1. Infotech English, Maruthi Publications (with Compact Disc).
2. Exercises in Spoken English Part 1,2,3,4, OUP and CIEFL.
3. English Pronunciation in use- Mark Hancock, Cambridge University Press.
4. English Phonetics and Phonology-Peter Roach, Cambridge University Press.
5. English Pronunciation in use- Mark Hewings, Cambridge University Press.
6. English Pronunciation Dictionary- Daniel Jones, Cambridge University Press.
7. English Phonetics for Indian Students- P. Bala Subramanian, Mac Millan Publications.
8. Technical Communication- Meenakshi Raman, Sangeeta Sharma, Oxford University Press.
9. Technical Communication- Gajendra Singh Chauhan, Smita Kashiramka, Cengage Publications.



JAWAHARLAL NEHRU TECHNOLOGICAL UNIVERSITY: KAKINADA
KAKINADA – 533 003, Andhra Pradesh, India

DEPARTMENT OF CIVIL ENGINEERING

I Year - II Semester		L	T	P	C
		0	0	3	1.5
WORKSHOP PRACTICE LAB (ES1219)					

Course Objective: To impart hands-on practice on basic engineering trades and skills.

Note: At least two exercises to be done from each trade.

Trade:

- | | |
|-----------------------|----------------------------------------------------------------------------------------------------------------------------------------------------------------------------------------------------------------|
| 1.Carpentry | <ul style="list-style-type: none"> 1. T-Lap Joint 2. Cross Lap Joint 3. Dovetail Joint 4. Mortise and Tenon Joint |
| 2.Fitting | <ul style="list-style-type: none"> 1. Vee Fit 2. Square Fit 3. Half Round Fit 4. Dovetail Fit |
| 3.Black Smithy | <ul style="list-style-type: none"> 1. Round rod to Square 2. S-Hook 3. Round Rod to Flat Ring 4. Round Rod to Square headed bolt |
| 4.House Wiring | <ul style="list-style-type: none"> 1. Parallel / Series Connection of three bulbs 2. Stair Case wiring 3. Florescent Lamp Fitting 4. Measurement of Earth Resistance |
| 5.Tin Smithy | <ul style="list-style-type: none"> 1. Taper Tray 2. Square Box without lid 3. Open Scoop 4. Funnel |
| 6.IT Workshop | <ul style="list-style-type: none"> 1.Assembly & Disassembly of Computer |



JAWAHARLAL NEHRU TECHNOLOGICAL UNIVERSITY: KAKINADA
KAKINADA – 533 003, Andhra Pradesh, India

DEPARTMENT OF CIVIL ENGINEERING

I Year - II Semester		L	T	P	C
		3	0	0	0
ENVIRONMENTAL SCIENCE(MC1201)					

Learning Objectives:

The objectives of the course are to impart:

- Overall understanding of the natural resources.
- Basic understanding of the ecosystem and its diversity.
- Acquaintance on various environmental challenges induced due to unplanned anthropogenic activities.
- An understanding of the environmental impact of developmental activities.
- Awareness on the social issues, environmental legislation and global treaties.

UNIT-I:

Multidisciplinary nature of Environmental Studies: Definition, Scope and Importance – Sustainability: Stockholm and Rio Summit–Global Environmental Challenges: Global warming and climate change, acid rains, ozone layer depletion, population growth and explosion, effects;. Role of information technology in environment and human health.

Ecosystems: Concept of an ecosystem. - Structure and function of an ecosystem; Producers, consumers and decomposers. - Energy flow in the ecosystem - Ecological succession. - Food chains, food webs and ecological pyramids; Introduction, types, characteristic features, structure and function of Forest ecosystem, Grassland ecosystem, Desert ecosystem, Aquatic ecosystems.

UNIT-II:

Natural Resources: Natural resources and associated problems.

Forest resources: Use and over – exploitation, deforestation – Timber extraction – Mining, dams and other effects on forest and tribal people.

Water resources: Use and over utilization of surface and ground water – Floods, drought, conflicts over water, dams – benefits and problems.

Mineral resources: Use and exploitation, environmental effects of extracting and using mineral resources.

Food resources: World food problems, changes caused by non-agriculture activities-effects of modern agriculture, fertilizer-pesticide problems, water logging, salinity.

Energy resources: Growing energy needs, renewable and non-renewable energy sources use of alternate energy sources.

Land resources: Land as a resource, land degradation, Wasteland reclamation, man induced landslides, soil erosion and desertification; Role of an individual in conservation of natural resources; Equitable use of resources for sustainable lifestyles.

UNIT-III:

Biodiversity and its conservation: Definition: genetic, species and ecosystem diversity-classification - Value of biodiversity: consumptive use, productive use, social-Biodiversity at national and local levels. India as a mega-diversity nation - Hot-spots of biodiversity - Threats to biodiversity: habitat loss, man-wildlife conflicts. - Endangered and endemic species of India – Conservation of biodiversity: conservation of biodiversity.



JAWAHARLAL NEHRU TECHNOLOGICAL UNIVERSITY: KAKINADA
KAKINADA – 533 003, Andhra Pradesh, India

DEPARTMENT OF CIVIL ENGINEERING

UNIT – IV Environmental Pollution: Definition, Cause, effects and control measures of Air pollution, Water pollution, Soil pollution, Noise pollution, Nuclear hazards. Role of an individual in prevention of pollution. - Pollution case studies, Sustainable Life Studies. Impact of Fire Crackers on Men and his well being.

Solid Waste Management: Sources, Classification, effects and control measures of urban and industrial solid wastes. Consumerism and waste products, Biomedical, Hazardous and e – waste management.

UNIT – V Social Issues and the Environment: Urban problems related to energy -Water conservation, rain water harvesting-Resettlement and rehabilitation of people; its problems and concerns. Environmental ethics: Issues and possible solutions. Environmental Protection Act -Air (Prevention and Control of Pollution) Act. –Water (Prevention and control of Pollution) Act -Wildlife Protection Act -Forest Conservation Act-Issues involved in enforcement of environmental legislation. -Public awareness.

Environmental Management: Impact Assessment and its significance various stages of EIA, preparation of EMP and EIS, Environmental audit. Ecotourism, Green Campus – Green business and Green politics.

The student should Visit an Industry / Ecosystem and submit a report individually on any issues related to Environmental Studies course and make a power point presentation.

Text Books:

1. Environmental Studies, K. V. S. G. Murali Krishna, VGS Publishers, Vijayawada
2. Environmental Studies, R. Rajagopalan, 2nd Edition, 2011, Oxford University Press.
3. Environmental Studies, P. N. Palanisamy, P. Manikandan, A. Geetha, and K. Manjula Rani; Pearson Education, Chennai

Reference:

1. Text Book of Environmental Studies, Deeshita Dave & P. Udaya Bhaskar, Cengage Learning.
2. A Textbook of Environmental Studies, Shaashi Chawla, TMH, New Delhi
3. Environmental Studies, Benny Joseph, Tata McGraw Hill Co, New Delhi
4. Perspectives in Environment Studies, Anubha Kaushik, C P Kaushik, New Age International Publishers, 2014



JAWAHARLAL NEHRU TECHNOLOGICAL UNIVERSITY: KAKINADA
KAKINADA – 533 003, Andhra Pradesh, India

DEPARTMENT OF CIVIL ENGINEERING

II Year - I Semester		L	T	P	C
		3	0	0	3
Complex Variables and Statistical Methods					

Course Objectives:

- To familiarize the complex variables.
- To familiarize the students with the foundations of probability and statistical methods.
- To equip the students to solve application problems in their disciplines.

Course Outcomes: At the end of the course students will be able to

- apply Cauchy-Riemann equations to complex functions in order to determine whether a given continuous function is analytic (L3)
- find the differentiation and integration of complex functions used in engineering problems (L5)
- make use of the Cauchy residue theorem to evaluate certain integrals (L3)
- apply discrete and continuous probability distributions (L3)
- design the components of a classical hypothesis test (L6)
- infer the statistical inferential methods based on small and large sampling tests (L4)

UNIT – I: Functions of a complex variable and Complex integration:

Introduction – Continuity – Differentiability – Analyticity – Properties – Cauchy-Riemann equations in Cartesian and polar coordinates – Harmonic and conjugate harmonic functions – Milne – Thompson method.

Complex integration: Line integral – Cauchy’s integral theorem – Cauchy’s integral formula – Generalized integral formula (all without proofs).

UNIT – II: Series expansions and Residue Theorem:

Radius of convergence – Expansion in Taylor’s series, Maclaurin’s series and Laurent series.

Types of Singularities: Isolated – pole of order m – Essential – Residues – Residue theorem

(without proof) – Evaluation of real integral of the type $\int_{-\infty}^{\infty} f(x)dx$



JAWAHARLAL NEHRU TECHNOLOGICAL UNIVERSITY: KAKINADA
KAKINADA – 533 003, Andhra Pradesh, India

DEPARTMENT OF CIVIL ENGINEERING

UNIT – III: Probability and Distributions:

Review of probability and Baye's theorem – Random variables – Discrete and Continuous random variables – Distribution function – Mathematical Expectation and Variance – Binomial, Poisson, Uniform and Normal distributions.

UNIT – IV: Sampling Theory:

Introduction – Population and samples – Sampling distribution of Means and Variance (definition only) – Central limit theorem (without proof) – Introduction to t, χ^2 and F-distributions – Point and Interval estimations – Maximum error of estimate.

UNIT – V: Tests of Hypothesis:

Introduction – Hypothesis – Null and Alternative Hypothesis – Type I and Type II errors – Level of significance – One tail and two-tail tests – Tests concerning one mean and two means (Large and Small samples) – Tests on proportions.

Text Books:

1. **B. S. Grewal**, Higher Engineering Mathematics, 43rd Edition, Khanna Publishers.
2. **Miller and Freund's**, Probability and Statistics for Engineers, 7/e, Pearson, 2008.

Reference Books:

1. **S. C. Gupta and V. K. Kapoor**, Fundamentals of Mathematical Statistics, 11/e, Sultan Chand & Sons Publications, 2012.
2. **Jay I. Devore**, Probability and Statistics for Engineering and the Sciences, 8th Edition, Cengage.
3. **Shron L. Myers, Keying Ye, Ronald E Walpole**, Probability and Statistics Engineers and the Scientists, 8th Edition, Pearson 2007.
4. **Sheldon, M. Ross**, Introduction to probability and statistics Engineers and the Scientists, 4th Edition, Academic Foundation, 2011



JAWAHARLAL NEHRU TECHNOLOGICAL UNIVERSITY: KAKINADA
KAKINADA – 533 003, Andhra Pradesh, India

DEPARTMENT OF CIVIL ENGINEERING

II Year - I Semester		L	T	P	C
		3	0	0	3
STRENGTH OF MATERIALS - I					

Course Learning Objectives:

- To impart preliminary concepts of Strength of Material and Principles of Elasticity and Plasticity Stress conditions and to develop diagrams of variation of various stresses across the length.
- To give concepts of stresses developed in the cross section and bending equations calculation of section modulus of sections with different crosssections
- The concepts above will be utilized in measuring deflections in beams under various loading and supportconditions
- To classify cylinders based on their thickness and to derive equations for measurement of stresses across the cross section when subjected to external pressure.

Course Outcomes:

- The student will be able to understand the basic materials behavior underthe influence of different external loading conditions and the supportconditions
- The student will be able to draw the diagrams indicating the variation of the key performance features like bending moment and shearforces
- The student will have knowledge of bending concepts and calculation of section modulus and for determination of stresses developed in the beams and deflections due to various loadingconditions
- The student will be able to assess stresses across section of the thin and thick cylinders to arrive at optimum sections to withstand the internal pressure using Lamé's equation.

SYLLABUS:

UNIT – I: Simple Stresses And Strains : Elasticity and plasticity – Types of stresses and strains – Hooke's law – stress – strain diagram for mild steel – Working stress – Factor of safety – Lateral strain, Poisson's ratio and volumetric strain – Elastic moduli and the relationship between them – Bars of varying section – stresses in composite bars – Temperature stresses.

Strain Energy – Resilience – Gradual, sudden, impact and shock loadings – simple applications.

UNIT – II: Shear Force and Bending Moment: Definition of beam – Types of beams – Concept of shear force and bending moment – Point of contra flexure – Relation between S.F., B.M and rate of loading at a section of a beam; S.F and B.M diagrams for cantilever, simply supported and overhanging beams subjected to point loads, uniformly distributed loads, uniformly varying loads, partial uniformly distributed loads, couple and combination of these loads.

UNIT – III: Flexural and shear Stresses in beams

Flexural Stresses: Theory of simple bending – Assumptions – Derivation of bending equation: $M/I = f/y = E/R$, Neutral axis – Determination bending stresses – section modulus of rectangular and circular sections (Solid and Hollow), I, T, Angle and Channel sections – Design of simple beam sections.

Shear Stresses: Derivation of formula – Shear stress distribution across various beam sections like rectangular, circular, I, T Angle sections.



JAWAHARLAL NEHRU TECHNOLOGICAL UNIVERSITY: KAKINADA
KAKINADA – 533 003, Andhra Pradesh, India

DEPARTMENT OF CIVIL ENGINEERING

II Year - I Semester		L	T	P	C
		3	0	0	3
FLUID MECHANICS					

Course Learning Objectives:

- To understand the properties of fluids and fluid statics
- To derive the equation of conservation of mass and its application
- To solve kinematic problems such as finding particle paths and streamlines
- To use important concepts of continuity equation, Bernoulli's equation and turbulence, and apply the same to problems
- To analyze laminar and turbulent flows
- To understand the various flow measuring devices
- To study in detail about boundary layers theory

Course Outcomes:

Upon successful completion of this course the students will be able to:

- Understand the various properties of fluids and their influence on fluid motion and analyse a variety of problems in fluid statics and dynamics.
- Calculate the forces that act on submerged planes and curves.
- Ability to analyse various types of fluid flows.
- Apply the integral forms of the three fundamental laws of fluid mechanics to turbulent and laminar flow through pipes and ducts in order to predict relevant pressures, velocities and forces.
- Able Measure the quantities of fluid flowing in pipes, tanks and channels.

Syllabus:

UNIT I

Introduction: Dimensions and units – Physical properties of fluids - specific gravity, viscosity, surface tension, vapour pressure and their influences on fluid motion, pressure at a point, Pascal's law, Hydrostatic law -atmospheric, gauge and vacuum pressures- measurement of pressure. Pressure gauges, Manometers: Differential and Micro Manometers.

Hydrostatics: Hydrostatic forces on submerged plane, Horizontal, Vertical, inclined and curved surfaces – Center of pressure.

UNIT – II

Fluid Kinematics: Description of fluid flow, Stream line, path line and streak line and stream tube. Classification of flows: Steady, unsteady, uniform, non-uniform, laminar, turbulent, rotational and irrotational flows – Equation of continuity for one, two , three dimensional flows – stream and velocity potential functions, flow net analysis.

Fluid Dynamics: Surface and body forces – Euler's and Bernoulli's equations for flow along a stream line - Momentum equation and its application – forces on pipe bend.



JAWAHARLAL NEHRU TECHNOLOGICAL UNIVERSITY: KAKINADA
KAKINADA – 533 003, Andhra Pradesh, India

DEPARTMENT OF CIVIL ENGINEERING

UNIT – III

Laminar Flow and Turbulent Flows: Reynold's experiment – Characteristics of Laminar & Turbulent flows, Shear and velocity distributions, Laws of Fluid friction, Hagen-Poiseulle Formula, Flow between parallel plates, Flow through long tubes, hydrodynamically smooth and rough flows.

Closed Conduit Flow: Darcy-Weisbach equation, Minor losses – pipes in series – pipes in parallel – Total energy line and hydraulic gradient line, variation of friction factor with Reynold's number – Moody's Chart, Pipe network problems, Hazen-Williams formula, Hard-Cross Method,

UNIT – IV

Measurement of Flow: Pitot tube, Venturi meter and Orifice meter – classification of orifices, small orifice and large orifice, flow over rectangular, triangular, trapezoidal and Stepped notches, Broad crested weirs and Ogee weirs.

UNIT – V

Boundary Layer Theory: Boundary layer (BL) – concepts, Prandtl contribution, Characteristics of boundary layer along a thin flat plate, Vonkarman momentum integral equation, laminar and turbulent Boundary layers (no deviations)- BL in transition, separation of BL, Control of BL, flow around submerged objects-Drag and Lift- Magnus effect.

Text Books:

1. Modi P.N and Seth S.M.(2018), "Fluid mechanics", Standard book house, New Delhi
2. AtextofFluidmechanicsandhydraulicmachines,R.K.Bansal-LaxmiPublications (P) ltd., New Delhi

References:

1. K.Subramanyam, Fluid mechanics and hydraulic machines Mc graw hill education, IInd edition
2. Fluid Mechanics and Machinery, C.S.P. Ojha, R. Berndtsson and P.N. Chandramouli, Oxford Higher Education.
3. Principle of fluid mechanics and fluid machines III edition, university press



JAWAHARLAL NEHRU TECHNOLOGICAL UNIVERSITY: KAKINADA
KAKINADA – 533 003, Andhra Pradesh, India

DEPARTMENT OF CIVIL ENGINEERING

II Year - I Semester		L	T	P	C
		3	0	0	3
SURVEYING AND GEOMETRICS					

Course Objectives:

The object of the course student should have the capability to:

- Know the principle and methods of surveying.
- Measure horizontal and vertical- distances and angles
- Recording of observation accurately
- Perform calculations based on the observation
- Identification of source of errors and rectification methods
- Apply surveying principles to determine areas and volumes and setting out curves
- Use modern surveying equipment's for accurate results

Course Outcomes: Course will enable the student to:

- Apply the knowledge to calculate angles, distances and levels
- Identify data collection methods and prepare field notes
- Understand the working principles of survey instruments, measurement errors and corrective measures
- Interpret survey data and compute areas and volumes, levels by different type of equipment and relate the knowledge to the modern equipment and methodologies

SYLLABUS

UNIT - I

Introduction and Basic Concepts: Introduction, Objectives, classification and principles of surveying, Surveying accessories. Introduction to Compass, levelling and Plane table surveying.

Measurement of Distances and Directions

Linear distances- Approximate methods, Direct Methods- Chains- Tapes, ranging, Tape corrections.

Prismatic Compass- Bearings, included angles, Local Attraction, Magnetic Declination, and dip – W.C.B systems and Q.B. system of locating bearings.

UNIT - II

Leveling- Types of levels, temporary and permanent adjustments, methods of levelling, booking and Determination of levels, Effect of Curvature of Earth and Refraction.

Contouring- Characteristics and uses of Contours, methods of contour surveying.

Areas - Determination of areas consisting of irregular boundary and regular boundary.

Volumes -Determination of volume of earth work in cutting and embankments for level section, volume of borrow pits, capacity of reservoirs.

UNIT - III

Theodolite Surveying: Types of Theodolites, temporary adjustments, measurement of horizontal angle by repetition method and reiteration method, measurement of vertical Angle, Trigonometrical levelling when base is accessible and inaccessible.

Traversing: Methods of traversing, traverse computations and adjustments, Introduction to Omitted measurements.



JAWAHARLAL NEHRU TECHNOLOGICAL UNIVERSITY: KAKINADA
KAKINADA – 533 003, Andhra Pradesh, India

DEPARTMENT OF CIVIL ENGINEERING

II Year - I Semester		L	T	P	C
		3	0	0	3
BUILDING METEERIALS, CONSTRUCTION AND PLANNING					

I. Objectives of theCourse:

- Initiating the student with the knowledge of basic building materials and their properties.
- Imparting the knowledge of course pattern in masonry construction and flat roofs and techniques of forming foundation, columns, beams, walls, sloped and flatroofs.
- The student is to be exposed to the various patterns of floors, walls, different types of paints andvarnishes.
- Imparting the students with the techniques of formwork and scaffolding.
- The students should be exposed to classification of aggregates, moisture content of the aggregate.

II. Course Outcomes:

Upon the successful completion of the course:

- The student should be able to identify different building materials and their importance in building construction.
- The student is expected to differentiate brick masonry, stone masonry construction and use of lime and cement in various constructions.
- The student should have learnt the importance of building components and finishings.
- The student is expected to know the classification of aggregates, sieve analysis and moisture content usually required in building construction.

UNIT I: Stones, Bricks and Tiles: Properties of building stones – relation to their structural requirements, classification of stones – stone quarrying – precautions in blasting, dressing of stone, composition of good brick earth, various methods of manufacturing of bricks. Characteristics of good tile - manufacturing methods, types of tiles. Uses of materials like Aluminium, Gypsum, Glass and Bituminous materials

UNIT II Masonry: Types of masonry, English and Flemish bonds, Rubble and Ashlar Masonry. Cavity and partition walls. Wood: Structure – Properties- Seasoning of timber- Classification of various types of woods used in buildings- Defects in timber. Alternative materials for wood – Galvanized Iron, Fiber Reinforced Plastics, Steel, Aluminium.

UNIT III: Lime and Cement: Lime: Various ingredients of lime – Constituents of lime stone – classification of lime – various methods of manufacture of lime.

Cement: Portland cement- Chemical Composition – Hydration, setting and fineness of cement. Various types of cement and their properties. Various field and laboratory tests for Cement. Various ingredients of cement concrete and their importance – various tests for concrete.



JAWAHARLAL NEHRU TECHNOLOGICAL UNIVERSITY: KAKINADA
KAKINADA – 533 003, Andhra Pradesh, India

DEPARTMENT OF CIVIL ENGINEERING

II Year - I Semester		L	T	P	C
		3	0	0	3
TRANSPORTATION ENGINEERING – I					

Course Learning Objectives:

The objectives of this course are:

- To impart different concepts in the field of Highway Engineering.
- To acquire design principles of Highway Geometrics and Pavements
- To acquire design principles of Intersections

Course Outcomes:

Upon the successful completion of this course, the students will be able to:

- Plan highway network for a given area.
- Determine Highway alignment and design highway geometrics.
- Design Intersections and prepare traffic management plans
- Judge suitability of pavement materials and design flexible and rigid pavements

SYLLABUS:

UNIT I Highway Planning and Alignment: Highway development in India; Classification of Roads; Road Network Patterns; Necessity for Highway Planning; Different Road Development Plans – First, second, third road development plans, road development vision 2021, Rural Road Development Plan – Vision 2025; Planning Surveys; Highway Alignment- Factors affecting Alignment- Engineering Surveys – Drawings and Reports.

UNIT – II Highway Geometric Design: Importance of Geometric Design- Design controls and Criteria- Highway Cross Section Elements- Sight Distance Elements- Stopping sight Distance, Overtaking Sight Distance and Intermediate Sight Distance- Design of Horizontal Alignment- Design of Super elevation and Extra widening- Design of Transition Curves- Design of Vertical alignment- Gradients- Vertical curves.

UNIT – III Traffic Engineering: Basic Parameters of Traffic- Volume, Speed and Density- Traffic Volume Studies; Speed studies – spot speed and speed & delay studies; Parking Studies; Road Accidents- Causes and Preventive measures - Condition Diagram and Collision Diagrams; PCU Factors, Capacity of Highways – Factors Affecting; LOS Concepts; Road Traffic Signs; Road markings; Types of Intersections; At-Grade Intersections – Design of Plain, Flared, Rotary and Channelized Intersections; Design of Traffic Signals – Webster Method – IRC Method.

UNIT – IV Highway Materials: Subgrade soil: classification – Group Index – Subgrade soil strength – California Bearing Ratio – Modulus of Subgrade Reaction. Stone aggregates: Desirable properties – Tests for Road Aggregates – Bituminous Materials: Types – Desirable properties – Tests on Bitumen – Bituminous paving mixes: Requirements – Marshall Method of Mix Design.



JAWAHARLAL NEHRU TECHNOLOGICAL UNIVERSITY: KAKINADA
KAKINADA – 533 003, Andhra Pradesh, India

DEPARTMENT OF CIVIL ENGINEERING

II Year - I Semester		L	T	P	C
		0	0	3	1.5
STRENGTH OF MATERIALS LAB					

Experiments

1. Tension test on Mild steelbar
2. Bending test on (Steel / Wood) Cantileverbeam.
3. Bending test on simply supportedbeam.
4. Torsiontest
5. Hardnesstest
6. Spring test
7. Compression test on wood orconcrete
8. Impacttest (Charpy and Izod impact test)
9. Sheartest (on UTM)
10. Verification of Maxwell's Reciprocal theorem onbeams.
11. Use of Electrical resistance straingauges
12. Continuous beam – deflection test.

List of Major Equipment:

1. Universal Testing Machine
2. Torsion testingmachine
3. Brinnell's / Rock well's hardness testingmachine
4. Setup for springtests
5. Compression testingmachine
6. Izod Impactmachine
7. Shear testingmachine
8. Beam setup for Maxwell's theoremverification.
9. Electrical Resistance gauges



JAWAHARLAL NEHRU TECHNOLOGICAL UNIVERSITY: KAKINADA
KAKINADA – 533 003, Andhra Pradesh, India

DEPARTMENT OF CIVIL ENGINEERING

II Year - I Semester	L	T	P	C
	2	0	0	0
CONSTITUTION OF INDIA				

Course Objectives:

- To Enable the student to understand the importance of constitution
- To understand the structure of executive, legislature and judiciary
- To understand philosophy of fundamental rights and duties
- To understand the autonomous nature of constitutional bodies like Supreme Court and high court controller and auditor general of India and election commission of India.
- To understand the central and state relation financial and administrative.

UNIT-I

Introduction to Indian Constitution: Constitution meaning of the term, Indian Constitution - Sources and constitutional history, Features - Citizenship, Preamble, Fundamental Rights and Duties, Directive Principles of State Policy.

Learning outcomes:

After completion of this unit student will

- Understand the concept of Indian constitution
- Apply the knowledge on directive principle of state policy
- Analyze the History, features of Indian constitution
- Evaluate Preamble Fundamental Rights and Duties

UNIT-II

Union Government and its Administration Structure of the Indian Union: Federalism, Centre- State relationship, President: Role, power and position, PM and Council of ministers, Cabinet and Central Secretariat, Lok Sabha, Rajya Sabha, The Supreme Court and High Court: Powers and Functions;

Learning outcomes:-After completion of this unit student will

- Understand the structure of Indian government
- Differentiate between the state and central government
- Explain the role of President and Prime Minister
- Know the Structure of supreme court and High court

UNIT-III

State Government and its Administration Governor - Role and Position - CM and Council of ministers, State Secretariat: Organisation, Structure and Functions

Learning outcomes:-After completion of this unit student will

- Understand the structure of state government
- Analyze the role Governor and Chief Minister
- Explain the role of state Secretariat
- Differentiate between structure and functions of state secretariat



JAWAHARLAL NEHRU TECHNOLOGICAL UNIVERSITY: KAKINADA
KAKINADA – 533 003, Andhra Pradesh, India

DEPARTMENT OF CIVIL ENGINEERING

Course Outcomes:

At the end of the semester/course, the student will be able to have a clear knowledge on the following:

- Understand historical background of the constitution making and its importance for building a democratic India.
- Understand the functioning of three wings of the government i.e., executive, legislative and judiciary.
- Understand the value of the fundamental rights and duties for becoming good citizen of India.
- Analyze the decentralization of power between central, state and local self-government.
- Apply the knowledge in strengthening of the constitutional institutions like CAG, Election Commission and UPSC for sustaining democracy.
 1. Know the sources, features and principles of Indian Constitution.
 2. Learn about Union Government, State government and its administration.
 3. Get acquainted with Local administration and Panchayati Raj.
 4. Be aware of basic concepts and developments of Human Rights.
 5. Gain knowledge on roles and functioning of Election Commission



JAWAHARLAL NEHRU TECHNOLOGICAL UNIVERSITY: KAKINADA
KAKINADA – 533 003, Andhra Pradesh, India

DEPARTMENT OF CIVIL ENGINEERING

II Year – II Semester	L	T	P	C
	3	0	0	3
STRENGTH OF MATERIALS - II				

Course Learning Objectives:

- To give concepts of Principal stresses and strains developed in cross section of the beams on the cross section and stresses on any inclined plane. To impart concepts of failures in the material considering different theories
- To give concepts of torsion and governing torsion equation, and there by calculate the power transmitted by shafts and springs and design the cross section when subjected to loading using different theories of failures.
- To classify columns and calculation of load carrying capacity and to assess stresses due to axial and lateral loads for different edge conditions and to calculate combined effect of direct and bending stresses on different engineering structures.
- Introduce the concept of unsymmetrical bending in beams Location of neutral axis Deflection of beams under unsymmetrical bending.

Course Outcomes:

Upon successful completion of this course,

- The student will be able to understand the basic concepts of Principal stresses developed in a member when it is subjected to stresses along different axes and design these sections.
- The student can assess stresses in different engineering applications like shafts, springs, columns and struts subjected to different loading conditions

SYLLABUS:

UNIT- I Principal Stresses and Strains And Theories of Failures: Introduction – Stresses on an inclined section of a bar under axial loading – compound stresses – Normal and tangential stresses on an inclined plane for biaxial stresses – Two perpendicular normal stresses accompanied by a state of simple shear – Mohr’s circle of stresses – Principal stresses and strains – Analytical and graphical solutions.

Theories of Failures: Introduction – Various Theories of failures like Maximum Principal stress theory – Maximum Principal strain theory – Maximum shear stress theory – Maximum strain energy theory – Maximum shear strain energy theory.

UNIT – II Torsion of Circular Shafts and Springs: Theory of pure torsion – Derivation of Torsion equations: $T/J = q/r = N\phi/L$ – Assumptions made in the theory of pure torsion – Torsional moment of resistance – Polar section modulus – Power transmitted by shafts – Combined bending and torsion and end thrust – Design of shafts according to theories of failure.

Springs: Introduction – Types of springs – deflection of close and open coiled helical springs under axial pull and axial couple – springs in series and parallel.

UNIT – III Columns and Struts: Introduction – Types of columns – Short, medium and long columns – Axially loaded compression members – Crushing load – Euler’s theorem for long columns- assumptions- derivation of Euler’s critical load formulae for various end conditions – Equivalent length of a column – slenderness ratio – Euler’s critical stress – Limitations of Euler’s theory – Rankine – Gordon formula – Long columns subjected to eccentric loading – Secant formula – Empirical formulae – Straight line formula – Prof. Perry’s formula.



JAWAHARLAL NEHRU TECHNOLOGICAL UNIVERSITY: KAKINADA
KAKINADA – 533 003, Andhra Pradesh, India

DEPARTMENT OF CIVIL ENGINEERING

UNIT – IV Direct and Bending Stresses: Stresses under the combined action of direct loading and B.M. Core of a section – determination of stresses in the case of chimneys, retaining walls and dams – conditions for stability – stresses due to direct loading and B.M. about both axis.

UNIT – V Unsymmetrical Bending and Shear Centre

Un-symmetrical Bending: Introduction – Centroidal principal axes of section – Graphical method for locating principal axes – Moments of inertia referred to any set of rectangular axes – Stresses in beams subjected to unsymmetrical bending – Principal axes
– Resolution of bending moment into two rectangular axes through the centroid – Location of neutral axis Deflection of beams under unsymmetrical bending.

Shear Centre: Introduction Shear center for symmetrical and unsymmetrical sections (channel, I, T and L sections)

TEXT BOOKS:

1. A Textbook of Strength of Materials, by R. K. Rajput, 7e (Mechanics of Solids) SI Units S. Chand & Co, NewDelhi
2. Strength of materials by R. K. Bansal, LakshmiPublications.

REFERENCES:

1. Mechanics of Materials- by R. C.Hibbler, Pearson publishers
2. Mechanics of Solids – E P Popov, Prentice Hall.
3. Strength of Materials by B.S.Basavarajaiah and P. Mahadevappa, 3rd Edition, Universities Press,
4. Mechanics of Structures Vol – I by H.J.Shah and S.B.Junnarkar, Charotar Publishing House Pvt. Ltd.



JAWAHARLAL NEHRU TECHNOLOGICAL UNIVERSITY: KAKINADA
KAKINADA – 533 003, Andhra Pradesh, India

DEPARTMENT OF CIVIL ENGINEERING

II Year - II Semester		L	T	P	C
		3	0	0	3
HYDRAULICS AND HYDRAULIC MACHINERY					

Course Learning Objectives:

- To study about uniform and non uniform flows in open channel and also to learn about the characteristics of hydraulic jump
- To introduce dimensional analysis for fluid flow problems
- To understand the working principles of various types of hydraulic machines and Pumps.

Course Outcomes:

Upon successful completion of this course the students will be able to:

- Solve uniform and non uniform open channel flow problems.
- Apply the principals of dimensional analysis and similitude in hydraulic model testing.
- Understand the working principles of various hydraulic machineries and pumps.

UNIT – I : UNIFORM FLOW IN OPEN CHANNEL:

Types of channels –Types of flows - Velocity distribution – Energy and momentum correction factors – Chezy’s, and Manning’s formulae for uniform flow – Most Economical sections, Critical flow: Specific energy-critical depth – computation of critical depth

UNIT II : NON-UNIFORM FLOW IN OPEN CHANNELS: Steady Gradually Varied flow-Dynamic equation, Mild, Critical, Steep, horizontal and adverse slopes-surface profiles-direct step method- Rapidly varied flow, hydraulic jump, energy dissipation.

UNIT – III : HYDRAULIC SIMILITUDE: Dimensional analysis-Rayleigh’s method and Buckingham’s pi theorem-study of Hydraulic models – Geometric, kinematic and dynamic similarities-dimensionless numbers – model and prototype relations.

UNIT – IV: BASICS OF TURBO MACHINERY: Hydrodynamic force of jets on stationary and moving flat , inclined and curved vanes, jet striking centrally and at tip, velocity triangles at inlet and outlet, expressions for work done and efficiency-Angular momentum principle.

UNIT – V

HYDRAULIC TURBINES – I: Layout of a typical Hydropower installation – Heads and efficiencies - classification of turbines. Pelton wheel - Francis turbine - Kaplan turbine - working, working proportions, velocity diagram, work done and efficiency, hydraulic design, draft tube – theory and efficiency. Governing of turbines-surge tanks-unit and specific quantities, selection of turbines, performance characteristics-geometric similarity-cavitation.



JAWAHARLAL NEHRU TECHNOLOGICAL UNIVERSITY: KAKINADA
KAKINADA – 533 003, Andhra Pradesh, India

DEPARTMENT OF CIVIL ENGINEERING

PUMPS :

CENTRAIFUGAL-PUMPS: Pump installation details-classification-work done- Manometric head-minimum starting speed-losses and efficiencies-specific speed, multistage pumps-pumps in parallel and series - performance of pumps-characteristic curves- NPSH- Cavitation.

RECIPROCATING PUMPS: Introduction, classification, components, working, discharge, indicator diagram, work done and slip.

Text Books:

1. Open Channel flow, K. Subramanya, Tata McGraw Hill Publishers
2. Fluid mechanics and hydraulic machines, Rajput, A.K(2018) , S chand ,NewDelhi
3. Fluid Mechanics, Modi and Seth, Standard bookhouse.

References:

1. Fluid Flow in Pipes and Channels, G.L. Asawa,CBS
2. Fluid Mechanics and Machinery, C.S.P. OJHA, R. BERNDTSSON and P.N. Chandramouli, Oxford Higher Education.
3. Fluid Mechanics and Machinery, Md. Kaleem Khan, Oxford Higher Education.
4. Fluid mechanics and Hydraulic machines, R.K. Bansal, Laxmi publications ,New Delhi.



JAWAHARLAL NEHRU TECHNOLOGICAL UNIVERSITY: KAKINADA
KAKINADA – 533 003, Andhra Pradesh, India

DEPARTMENT OF CIVIL ENGINEERING

II Year - II Semester		L	T	P	C
		3	0	0	3
ENGINEERING GEOLGOY					

Course Learning Objectives:

The objective of this course is:

- To introduce the course: Engineering Geology to the Civil Engineering graduates.
- To enable the students, understand what minerals and rocks are and their formation and identification.
- To highlight significance/ importance/ role of Engineering Geology in construction of Civil Engineering structures.
- To enable the student, realise its importance and applications of Engineering Geology in Civil Engineering constructions.

Course Outcomes:

Upon the successful completion of this course, the students will be able to:

- Identify and classify the geological minerals
- Measure the rock strengths of various rocks
- Classify and measure the earthquake prone areas to practice the hazard zonation
- Classify, monitor and measure the Landslides and subsidence
- Prepares, analyses and interpret the Engineering Geologic maps
- Analyses the ground conditions through geophysical surveys.
- Test the geological material and ground to check the suitability of civil engineering project construction.
- Investigate the project site for mega/mini civil engineering projects. Site selection for mega engineering projects like Dams, Tunnels, disposal sites etc.

UNIT-I:

Introduction: Branches of Geology, Importance of Geology in Civil Engineering with case studies.

Weathering: Weathering of rocks, Geological agents, weathering process of Rock, Rivers and geological work of rivers.

UNIT-II

Mineralogy and Petrology: Definitions of mineral and rock-Different methods of study of mineral and rock. Physical properties of minerals and rocks for megascopic study for the following minerals and rocks. Common rock forming minerals: Feldspar, Quartz Group, Olivine, Augite, Hornblende, Mica Group, Asbestos, Talc, Chlorite, Kyanite, Garnet, Calcite and ore forming minerals are Pyrite, Hematite, Magnetite, Chlorite, Galena, Pyrolusite, Graphite, Chromite, Magnetite and Bauxite. Classification, structures, textures and forms of Igneous rocks, Sedimentary rocks, Metamorphic rocks, and their megascopic study of granite varieties, (pink, gray, green). Pegmatite, Dolerite, Basalt etc., Shale, Sand Stone, Lime Stone, Laterite, Quartzite, Gneiss, Schist, Marble, Khondalite and Slate.

UNIT-III



JAWAHARLAL NEHRU TECHNOLOGICAL UNIVERSITY: KAKINADA
KAKINADA – 533 003, Andhra Pradesh, India

DEPARTMENT OF CIVIL ENGINEERING

Structural Geology: Strike, Dip and Outcrop study of common geological structures associating with the rocks such as Folds, Faults, Joints and Unconformities- parts, types, mechanism and their importance in Civil Engineering.

UNIT-IV

Ground Water: Water table, Cone of depression, Geological controls of Ground Water Movement, Ground Water Exploration Techniques.

Earthquakes and Land Slides: Terminology, Classification, causes and effects, Shield areas and Seismic bells, Richter scale intensity, Precautions of building constructions in seismic areas. Classification of Landslides, Causes and Effects, measures to be taken prevent their occurrence at Landslides.

Geophysics: Importance of Geophysical methods, Classification, Principles of Geophysical study by Gravity method, Magnetic method, Electrical methods, Seismic methods, Radiometric method and Electrical resistivity, Seismic refraction methods and Engineering properties of rocks.

UNIT-V

Geology of Dams, Reservoirs and Tunnels: Types and purpose of Dams, Geological considerations in the selection of a Dam site. Geology consideration for successful constructions of reservoirs, Life of Reservoirs. Purpose of Tunnelling, effects, Lining of Tunnels. Influence of Geology for successful Tunnelling.

TEXT BOOKS:

1. 'Engineering Geology' by Subinoy Gangopadhyay, Oxford University press.
2. 'Engineering Geology' by D. Venkat Reddy, Vikas Publishing House pvt. Ltd, 2013.
3. 'Engineering Geology' by N. Chenn kesavulu, Trinity Press (Laxmi Publications), 2nd Edition, 2014.
4. 'Engineering Geology' by Vasudev Kanithi, University Press.

REFERENCES:

1. 'Engineering Geology for Civil Engineers' by P.C. Varghese, PHI learning pvt. Ltd.
2. 'Geology for Engineers and Environmental Society' by Alan E Kehew, person publications, 3rd edition
3. 'Fundamentals of Engineering Geology' by P.G.Bell, B.S.P. Publications, 2012.
4. 'Engineering Geology' by V.Parthesarathi et al., Wiley Publications
5. 'Environmental Geology' by K.S.Valdiya, McGraw Hill Publications, 2nd ed.

* * *



JAWAHARLAL NEHRU TECHNOLOGICAL UNIVERSITY: KAKINADA
KAKINADA – 533 003, Andhra Pradesh, India

DEPARTMENT OF CIVIL ENGINEERING

II Year - II Semester		L	T	P	C
		3	0	0	3
TRANSPORTATION ENGINEERING – II					

Course Learning Objectives:

The objective of this course is:

1. To know various components and their functions in a railway track
2. To acquire design principles of geometrics in a railway track.
3. To know various techniques for the effective movement of trains.
4. To acquire design principles of airport runway geometrics and pavements.
5. To know the planning, construction and maintenance of Docks and Harbours.

Course Outcomes:

At the end of course, Student will be able to

- a. Design geometrics in a railway track.
- b. Plan track layouts and control movement of trains
- c. Design airport geometrics and airfield pavements.
- d. Plan, construct and maintain Docks and Harbours.

SYLLABUS:

A. RAILWAY ENGINEERING

UNIT – I

Components of Railway Engineering: Permanent way components – Railway Track Gauge - Cross Section of Permanent Way - Functions of various Components like Rails, Sleepers and Ballast –Rail Fastenings – Creep of Rails- Theories related to creep – Adzing of Sleepers- Sleeper density – Rail joints.

UNIT – II

Geometric Design of Railway Track: Alignment – Engineering Surveys - Gradients- Grade Compensation- Cant and Negative Super elevation- Cant Deficiency – Degree of Curve – safe speed on curves – Transition curve – Compound curves – Reverse curves – Extra clearance on curves – widening of gauge on curves – vertical curves – cheek rails on curves.

UNIT – III

Turnouts & Controllers: Track layouts – Switches – Design of Tongue Rails – Crossings – Turnouts – Layout of Turnout – Double Turnout – Diamond crossing – Scissors crossing.
 Signal Objectives – Classification – Fixed signals – Stop signals – Signalling systems – Mechanical signalling system – Electrical signalling system – System for Controlling Train Movement – Interlocking – Modern signalling Installations.



JAWAHARLAL NEHRU TECHNOLOGICAL UNIVERSITY: KAKINADA
KAKINADA – 533 003, Andhra Pradesh, India

DEPARTMENT OF CIVIL ENGINEERING

B. AIRPORT ENGINEERING

UNIT – IV

Airport Planning & Design: Airport Master plan – Airport site selection – Air craft characteristics – Zoning laws – Airport classification – Runway orientation – Wind rose diagram – Runway length – Taxiway design – Terminal area and Airport layout – Visual aids and Air traffic control.

Runway Design: Various Design factors – Design methods for Flexible pavements – Design methods for Rigid pavements – LCN system of Pavement Design – Airfield Pavement Failures – Maintenance and Rehabilitation of Airfield pavements – Evaluation & Strengthening of Airfield pavements – Airport Drainage – Design of surface and subsurface drainage.

C. DOCKS & HARBOURS

UNIT – V

Planning, Layout, Construction and Maintenance Of Docks and Harbours: Classification of ports – Requirement of a good port – classification of Harbours – Docks - Dry & wet docks – Transition sheds and workhouses – Layouts; Quays – construction of Quay walls – Wharves – Jetties – Tides - Tidal data and Analysis – Break waters – Dredging – Maintenance of Ports and Harbours – Navigational aids.

TEXT BOOKS:

1. Railway Engineering by Satish Chandra and Agarwal M.M., Oxford University Press, New Delhi
2. Airport Engineering by Khanna & Arora - Nemchand Bros, New Delhi.
3. Docks and Harbour Engineering by Bindra S.P. - Dhanpathi Rai & Sons, New Delhi.

REFERENCES:

1. 'Highway, Railway, Airport and Harbour Engineering' by Subramanian KP, Scitech Publications (India) Pvt Limited, Chennai
2. A Text book of Transportation Engineering by S.P.Chandola, S. Chand & Company pvt. Ltd., New Delhi.



JAWAHARLAL NEHRU TECHNOLOGICAL UNIVERSITY: KAKINADA
KAKINADA – 533 003, Andhra Pradesh, India

DEPARTMENT OF CIVIL ENGINEERING

II Year – II Semester		L	T	P	C
		3	0	0	3
ENVIRONMENTAL ENGINEERING- I					

Course Learning Objectives:

The course will address the following:

- Outline planning and the design of water supply systems for a community/town/city
- Provide knowledge of water quantity requirements and methods of piping
- Impart understanding of importance of protection of water source quality and methods of treatment of converting raw water into product water of required quality
- Design of water treatment plant for a village/city
- Impart knowledge on design of water distribution network

Course Outcomes:

Upon the successful completion of this course, the students will be able to:

- Estimation of design population and water demand
- Identify the water source and select proper intake structure
- Characterization of water for drinking, industry and construction
- Design of water treatment plant for a village/city
- Selection and design of an ideal distribution system

UNIT-I Introduction: Importance and Necessity of Protected Water Supply systems, Water borne diseases, Flow chart of public water supply system, Role of Environmental Engineer. Evolution of water supply system.

Water Demand and Quantity Estimation: Estimation of water demand for a town or city, Per capita Demand and factors influencing it - Types of water demands and its variations- factors affecting water demand, Design Period, Factors affecting the Design period, Population forecasting.

UNIT-II Sources of Water: Lakes, Rivers, Impounding Reservoirs, comparison of sources with reference to quality, quantity and other considerations- Capacity of storage reservoirs, Mass curve analysis. Groundwater sources of water: Types of water bearing formations, springs, Wells and Infiltration galleries, Yields from infiltration galleries.

Collection and Conveyance of Water: Factors governing the selection of the intake structure, Types of Intakes. Conveyance of Water: Gravity and Pressure conduits, Types of Pipes, Pipe Materials, Pipe joints, Design aspects of pipe lines, laying of pipelines

UNIT-III Quality and Analysis of Water: Characteristics of water– Physical, Chemical and Biological. Analysis of Water – Physical, Chemical and Biological characteristics. Comparison of sources with reference to quality- IS 10500 2012 and WHO guidelines for drinking water - Water quality standards for Agriculture, Industries and Construction



JAWAHARLAL NEHRU TECHNOLOGICAL UNIVERSITY: KAKINADA
KAKINADA – 533 003, Andhra Pradesh, India

DEPARTMENT OF CIVIL ENGINEERING

UNIT–IV Treatment of Water: Treatment methods: Theory and Design of Sedimentation, Coagulation, Sedimentation with Coagulation, Filtration

Disinfection: Theory of disinfection-Chlorination and other Disinfection methods, Softening of Water, Removal of color and odors- Removal of Iron and Manganese - Adsorption- Fluoridation and defluoridation– Aeration–Reverse Osmosis- Ion exchange– Ultra filtration

UNIT–V Distribution of Water: Requirements- Methods of Distribution system, Layouts of Distribution networks, Pressures in the distribution layouts, Analysis of Distribution networks: Hardy Cross and equivalent pipe methods -Components of Distribution system: valves such as sluice valves, air valves, scour valves and check valves, hydrants, and water meters– Laying and testing of pipe lines- selection of pipe materials, pipe joints. Ideal water supply system. Case studies.

Text Books

1. Rural, Municipal and Industrial Water Management, KVSG Murali Krishna, Reem Publications, New Delhi, 2012
2. Elements of Environmental Engineering – K. N. Duggal, S. Chand & Company Ltd., New Delhi, 2012.

References

1. Environmental Engineering – Howard S. Peavy, Donald R. Rowe, George Tchobanoglous – McGraw-Hill Book Company, New Delhi, 1985.
2. Water Supply Engineering – P. N. Modi.
3. Water Supply Engineering – B. C. Punmia
4. Water Supply and Sanitary Engineering – G. S. Birdie and J. S. Birdie
5. Environmental Engineering, D. Srinivasan, PHI Learning Private Limited, New Delhi, 2011.



JAWAHARLAL NEHRU TECHNOLOGICAL UNIVERSITY: KAKINADA
KAKINADA – 533 003, Andhra Pradesh, India

DEPARTMENT OF CIVIL ENGINEERING

II Year – II Semester	L	T	P	C
	0	0	2	1
Engineering Geology Lab				

Course Learning Objectives:

The objective of this course is:

- To identify the Megascopic types of Ore minerals & Rock forming minerals.
- To identify the Megascopic types of Igneous, Sedimentary, Metamorphic rocks.
- To identify the topography of the site & material selection.

Course Outcomes:

Upon the successful completion of this course, the students will be able to:

- Identify Megascopic minerals & their properties.
- Identify Megascopic rocks & their properties.
- Identify the site parameters such as contour, slope & aspect for topography.
- Know the occurrence of materials using the strike & dip problems.

SYLLABUS:

LIST OF EXPERIMENTS

1. Physical properties of minerals: Mega-scopic identification of
 - a. Rock forming minerals – Quartz group, Feldspar group, Garnet group, Mica group & Talc, Chlorite, Olivine, Kyanite, Asbestos, Tourmelene, Calcite, Gypsum, etc...
 - b. Ore forming minerals – Magnetite, Hematite, Pyrite, Pyralusite, Graphite, Chromite, etc...
2. Megascopic description and identification of rocks.
 - a) Igneous rocks – Types of Granite, Pegmatite, Gabbro, Dolerite, Syenite, Granite Poryphery, Basalt, etc.
 - b) Sedimentary rocks – Sand stone, Ferrugineous sand stone, Lime stone, Shale, Laterite, Conglamorate, etc.
 - c) Metamorphic rocks – Biotite – Granite Gneiss, Slate, Muscovite & Biotiteschist, Marble, Khondalite, etc.
3. Interpretation and drawing of sections for geological maps showing tilted beds, faults, unconformities etc.
4. Simple Structural Geology problems.
5. Bore hole data.
6. Strength of the rock using laboratory tests.
7. Field work – To identify Minerals, Rocks, Geomorphology & Structural Geology.



JAWAHARLAL NEHRU TECHNOLOGICAL UNIVERSITY: KAKINADA
KAKINADA – 533 003, Andhra Pradesh, India

DEPARTMENT OF CIVIL ENGINEERING

II Year – II Semester		L	T	P	C
		0	0	3	1.5
Fluid Mechanics and Hydraulic Machinery Lab					

List of Experiments

1. Calibration of Venturi meter & Orifice meter
2. Determination of Coefficient of discharge for a small orifice and mouth piece by a constant head and variable head method.
3. Calibration of contracted Rectangular Notch and /or Triangular Notch
4. Determination of Coefficient of loss of head in a sudden contraction and friction factor.
5. Verification of Bernoulli's equation.
6. Impact of jet on vanes
7. Study of Hydraulic jump.
8. Performance test on Pelton wheel turbine
9. Performance test on Francis turbine.
10. Efficiency test on centrifugal pump.
11. Efficiency test on reciprocating pump.

List of Equipment:

1. Venturi meter setup.
2. Orifice meter setup.
3. Small orifice setup.
4. External mouth piece setup.
5. Rectangular and Triangular notch setups.
6. Friction factor test setup.
7. Bernoulli's theorem setup.
8. Impact of jets.
9. Hydraulic jump test setup.
10. Pelton wheel, Francis turbine and kalpan turbines
11. Centrifugal and Reciprocating pumps.



JAWAHARLAL NEHRU TECHNOLOGICAL UNIVERSITY: KAKINADA
KAKINADA – 533 003, Andhra Pradesh, India

DEPARTMENT OF CIVIL ENGINEERING

II Year – II Semester		L	T	P	C
		2	0	0	0
Essence of Indian Knowledge Traditional / Professional Ethics and Human Values					

Essence of Indian Knowledge Tradition
Course Objectives

The course is introduced

- To get a knowledge in Indian Philosophical Foundations.
- To Know Indian Languages and Literature and the fine arts in India & Their Philosophy.
- To explore the Science and Scientists of Medieval and Modern India

Course Outcomes

After successful completion of the course the students will be able to

1. Understand philosophy of Indian culture.
2. Distinguish the Indian languages and literature among different traditions.
3. Learn the philosophy of ancient, medieval and modern India.
4. Acquire the information about the fine arts in India.
5. Know the contribution of scientists of different eras.
6. The essence of Yogic Science for Inclusiveness of society.

UNIT – I

Introduction to Indian Philosophy: Basics of Indian Philosophy, culture, civilization, culture and heritage, general characteristics of culture, importance of culture in human literature, Indian culture, Ancient Indian, Medieval India, Modern India.

UNIT – II

Indian Philosophy & Literature: Vedas Upanishads, schools of Vedanta, and other religious Philosophical Literature. Philosophical Ideas the role of Sanskrit, significance of scriptures to current society, Indian Philosophies, literature of south India.

Indian languages and Literature-II: Northern Indian languages & Philosophical & cultural & literature.

UNIT – III

Religion and Philosophy: Religion and Philosophy in ancient India, Religion and Philosophy in Medieval India, Religious Reform Movements in Modern India (selected movements only)

UNIT – IV

Indian Fine Arts & Its Philosophy (Art, Technology & Engineering): Indian Painting, Indian handicrafts, Music, divisions of Indian classic music, modern Indian music, Dance and Drama, Indian Architecture (ancient, medieval and modern), Science and Technology in Indian, development of science in ancient, medieval and modern Indian.



JAWAHARLAL NEHRU TECHNOLOGICAL UNIVERSITY: KAKINADA
KAKINADA – 533 003, Andhra Pradesh, India

DEPARTMENT OF CIVIL ENGINEERING

UNIT – V

Education System in India: Education in ancient, medieval and modern India, aims of education, subjects, languages, Science and Scientists of Ancient India, Scientists of Medieval India, Scientists of Modern India. The role Gurukulas in Education System, Value based Education.

Suggested Readings:

1. Kapil Kapoor, “Text and Interpretation: The India Tradition”, ISBN: 81246033375,2005
2. “Science in Samskrit”, Samskrita Bharti Publisher,ISBN-13:978-8187276333,2007
3. NCERT, “Position paper on Arts, Music, Dance and Theatre”, ISBN 81-7450-494-X,2006
4. S. Narain, “Examination in Ancient India”, Arya Book Depot,1993
5. Satya Prakash, “Founders of Sciences in Ancient India”, Vijay Kumar Publisher,1989
6. M.Hiriyanna, “Essentials of Indian Philosophy”, Motilal Banarsidass Publishers, ISBN-13: 978- 8120810990,2014
7. Chatterjee. S & Dutta “An Introduction to IndianPhilosophy”

(or)

PROFESSIONAL ETHICS AND HUMAN VALUES

Course Objectives: To give basic insights and inputs to the student to inculcate Human values to grow as a responsible human beings with proper personality. Professional Ethics instills the student to maintain ethical conduct and discharge their professional duties.

UNIT I: Human Values:

Morals, Values and Ethics – Integrity –Trustworthiness - Work Ethics – Service Learning – Civic Virtue – Respect for others – Living Peacefully – Caring – Sharing – Honesty –Courage – Value Time – Co-operation – Commitment – Empathy – Self-confidence – Spirituality- Character.

Principles for Harmony:

Truthfulness – Customs and Traditions -Value Education – Human Dignity – Human Rights – Fundamental Duties - Aspirations and Harmony (I, We & Nature) – Gender Bias - Emotional Intelligence – Salovey – Mayer Model – Emotional Competencies – Conscientiousness.

UNIT II: Engineering Ethics and Social Experimentation:

History of Ethics - Need of Engineering Ethics - Senses of Engineering Ethics- Profession and Professionalism —Self Interest - Moral Autonomy – Utilitarianism – Virtue Theory - Uses of Ethical Theories - Deontology- Types of Inquiry –Kohlberg’s Theory - Gilligan’s Argument –Heinz’s Dilemma - Comparison with Standard Experiments — Learning from the Past –Engineers as Managers – Consultants and Leaders – Balanced Outlook on Law - Role of Codes – Codes and Experimental Nature of Engineering.

UNIT III: Engineers’ Responsibilities towards Safety and Risk:

Concept of Safety - Safety and Risk – Types of Risks – Voluntary v/sInvoluntary Risk – Consequences - Risk Assessment – Accountability – Liability - Reversible Effects - Threshold Levels of Risk - Delayed v/sImmediate Risk - Safety and the Engineer – Designing for Safety – Risk-Benefit Analysis-Accidents.



JAWAHARLAL NEHRU TECHNOLOGICAL UNIVERSITY: KAKINADA
KAKINADA – 533 003, Andhra Pradesh, India

DEPARTMENT OF CIVIL ENGINEERING

UNIT IV: Engineers' Duties and Rights:

Concept of Duty - Professional Duties – Collegiality - Techniques for Achieving Collegiality – Senses of Loyalty - Consensus and Controversy - Professional and Individual Rights – Confidential and Proprietary Information - Conflict of Interest-Ethical egoism - Collective Bargaining – Confidentiality - Gifts and Bribes - Problem solving-Occupational Crimes- Industrial Espionage- Price Fixing-Whistle Blowing.

UNIT V: Global Issues:

Globalization and MNCs –Cross Culture Issues - Business Ethics – Media Ethics - Environmental Ethics – Endangering Lives - Bio Ethics - Computer Ethics - War Ethics – Research Ethics - Intellectual Property Rights.

- Related Cases Shall be dealt where ever necessary.

Course Outcomes: It gives a comprehensive understanding of a variety issues that are encountered by every professional in discharging professional duties.It provides the student the sensitivity and global outlook in the contemporary world to fulfill the professional obligations effectively.

TEXT BOOKS:

1. Professional Ethics by R. Subramaniam – Oxford Publications, New Delhi.
2. Ethics in Engineering by Mike W. Martin and Roland Schinzinger - Tata McGraw-Hill – 2003.

REFERENCE BOOKS:

3. Professional Ethics and Morals by Prof.A.R.Aryasri, DharanikotaSuyodhana - Maruthi Publications.
4. Engineering Ethics by Harris, Pritchard and Rabins, Cengage Learning, New Delhi.
5. Human Values & Professional Ethics by S. B. Gogate, Vikas Publishing House Pvt. Ltd., Noida.
6. Engineering Ethics & Human Values by M.Govindarajan, S.Natarajan and V.S.SenthilKumar-PHI Learning Pvt. Ltd – 2009.
7. Professional Ethics and Human Values by A. Alavudeen, R.Kalil Rahman and M. Jayakumaran – University Science Press.
8. Professional Ethics and Human Values by Prof.D.R.Kiran-Tata McGraw-Hill – 2013
Human Values And Professional Ethics by Jayshree Suresh and B. S. Raghavan, S.Chand Publication



JAWAHARLAL NEHRU TECHNOLOGICAL UNIVERSITY: KAKINADA
KAKINADA – 533 003, Andhra Pradesh, India

DEPARTMENT OF CIVIL ENGINEERING

III Year – I Semester		L	T	P	C
		3	0	0	3
STRUCTURAL ANALYSIS					

Course Learning Objectives:

- To give preliminary concepts of assessment of bending moment and shear force in Propped cantilevers, fixed beams and continuous beams due to various loading conditions.
- To impart concepts of Bending Moment and Shear force for beams with different boundary and loading conditions
- The procedure for development of slope deflection equations and to solve application to continuous beams with and without settlement of supports.
- The concepts of moving loads and influence lines are imparted for assessment of maximum SF and BM at a given section when loads of varying spans rolling loads of Pratt and Warren trusses.

Course Outcomes:

Upon successful completion of this course the student will be able to,

- Distinguish between the determinate and indeterminate structures.
- Identify the behaviour of structures due to the expected loads, including the moving loads, acting on the structure.
- Estimate the bending moment and shear forces in beams for different fixity conditions.
- Analyze the continuous beams using various methods -, three moment method, slope deflection method, energy theorems.
- Draw the influence line diagrams for various types of moving loads on beams/bridges.
- Analyze the loads in Pratt and Warren trusses when loads of different types and spans are passing over the truss.

Syllabus:

UNIT – I Propped Cantilever and Fixed beams

Propped Cantilevers: Introduction -Degree of Static and Kinematic indeterminacy of Beams, frames and trusses. Analysis of propped cantilevers-shear force and Bending moment diagrams-Elastic curve - Deflection of propped cantilever beams.

Fixed Beams – Introduction to statically indeterminate beams with U. D. load, central point load, eccentric point load, number of point loads, uniformly varying load, couple and combination of loads - shear force and Bending moment diagrams-Elastic curve - Deflection of fixed beams including effect of sinking of support, effect of rotation of a support.



JAWAHARLAL NEHRU TECHNOLOGICAL UNIVERSITY: KAKINADA
KAKINADA – 533 003, Andhra Pradesh, India

DEPARTMENT OF CIVIL ENGINEERING

UNIT – II Analysis of Continuous beams and Portal Frames

Slope-Deflection Method: Introduction, derivation of slope deflection equation, application to continuous beams with and without settlement of supports. Analysis of Single bay single storey portal frames without sway. Shear force and Bending moment diagrams, Elastic curve.

Moment distribution method: Application to continuous beams with and without settlement of supports. Analysis of Single bay single storey portal frames without sway. Shear force and Bending moment diagrams, Elastic curve.

UNIT III Analysis of Pin-Jointed Plane Frames: Determination of Forces in members of plane pin-jointed (determinate) perfect trusses by (i) method of joints (ii) method of sections and (iii) Method of Tension coefficients. Analysis of various types of cantilever and simply supported trusses by method of joints, method of sections and Tension coefficients.

UNIT – IV Moving Loads And Influence Lines: Introduction maximum SF and BM at a given section and absolute maximum S.F. and B.M due to single concentrated load, U. D load longer than the span, U. D load shorter than the span, two point loads with fixed distance between them and several point loads-Equivalent uniformly distributed load-Focal length. Definition of influence line for SF, Influence line for BM- load position for maximum SF at a section-Load position for maximum BM at a sections, single point load, U.D. load longer than the span, U.D. load shorter than the span- Influence lines for forces in members of Pratt and Warren trusses.

UNIT – V MATRIX METHODS OF ANALYSIS: Introduction to Flexibility and Stiffness matrix methods of analyses using 'system approach' upto three degree of indeterminacy– Analysis of continuous beams including settlement of supports using flexibility and stiffness methods - Analysis of pin-jointed determinate plane frames using flexibility and stiffness methods- Analysis of single bay single storey portal frames using only stiffness method - Shear force and bending moment diagrams - Elastic curve.

Text Books:

1. Structural Analysis by R.C. Hibbeler, Pearson, NewDelhi.
2. Basic Structural Analysis, K U Muthu et. al., IK International Publishing house pvt. Ltd.

References

1. Indeterminate Structural Analysis, K U Muthu et. al., IK International Publishing house pvt. Ltd.
2. Analysis of Structures- Vol. I and II, V. N. Vazirani and M. M. Ratwani, Khanna Publishers, New Delhi.
3. Mechanics of Structures Vol – II by H.J.Shah and S.B.Junnarkar, Charotar Publishing House Pvt. Ltd.
4. Structural Analysis by Devdas Menon, Narosa Publishing Housing Pvt. Ltd.
5. Structural Analysis: A Matrix Approach, G.S.Pandit and S.P.Gupta, Mc Graw Hill Pvt. Ltd.



JAWAHARLAL NEHRU TECHNOLOGICAL UNIVERSITY: KAKINADA
KAKINADA – 533 003, Andhra Pradesh, India

DEPARTMENT OF CIVIL ENGINEERING

III Year – I Semester		L	T	P	C
		2	0	0	2
CONCRETE TECHNOLOGY					

Course Learning Objectives:

- To learn concepts of Concrete production and behaviour in various environments.
- To learn test procedures for determination of properties of concrete.
- To understand durability properties of concrete in various environments.

Course Outcomes:

Upon successful completion of this course, student will be able to

- understand basic concepts of concrete.
- realize importance of quality of concrete.
- familiarize basic ingredients of concrete and their role in concrete and their behaviour in the field.
- test fresh concrete properties and hardened concrete properties.
- evaluate ingredients of concrete through lab tests. design concrete mix by IS method.
- familiarize basic concepts of special concrete and their production and applications. understand the behaviour of concrete in various environments.

UNIT I : Ingredients of Concrete :

Portland cement – Chemical composition – Hydration, Setting times, Fineness, Structure – Tests on cement for physical properties – Grades of cements – Admixtures – Mineral and chemical admixtures – accelerators, retarders, air entrainers, plasticizers, super plasticizers, fly ash and silica fume.

Aggregates: Classification – Particle shape & texture – Bond, strength & other mechanical properties – Specific gravity, Bulk density, porosity, adsorption & moisture content – Bulking of sand – Deleterious substance – Soundness – Alkali aggregate reaction – Thermal properties – Sieve analysis – Fineness modulus – Grading curves – Grading of fine & coarse Aggregates – Gap graded and well graded aggregate as per relevant IS code – Maximum aggregate size. Quality of mixing water.

UNIT – II : Mix Design and Fresh Concrete

Mix Design: Factors affecting mix proportions – Durability of concrete

– Quality Control of concrete – Statistical methods – Acceptance criteria – Concepts Proportioning of concrete mixes by IS method.

Fresh Concrete: Production of Concrete – mix proportion, mixing, placing, compaction, finishing, curing – including various types in each stage. Properties of fresh concrete - Workability – Factors affecting workability – Measurement of workability by different tests, Setting times of concrete,



JAWAHARLAL NEHRU TECHNOLOGICAL UNIVERSITY: KAKINADA
KAKINADA – 533 003, Andhra Pradesh, India

DEPARTMENT OF CIVIL ENGINEERING

III Year – I Semester		L	T	P	C
		3	0	0	3
WATER RESOURCES ENGINEERING - I					

Course Learning Objectives:

The course is designed to

- Understand the hydrologic cycle and its relevance to Civilengineering
- make the students understand physical processes in hydrology and, components of the hydrologiccycle
- appreciate concepts and theory of physical processes andinteractions
- learn measurement and estimation of the components hydrologiccycle.
- provide an overview and understanding of Unit Hydrograph theory and itsanalysis
- understand flood frequency analysis, design flood, floodrouting
- appreciate the concepts of groundwater movement and wellhydraulics

Course Outcomes

At the end of the course the students are expected to

- be able to quantify major hydrologic components and apply key concepts to several practical areas of engineering hydrology and related designaspects
- develop Intensity-Duration-Frequency and Depth-Area Duration curves to design hydraulicstructures.
- ability to develop design storms and carry out frequencyanalysis
- be able to determine storage capacity and life ofreservoirs and develop unit hydrograph and synthetic hydrograph.
- be able to estimate flood magnitude and carry out flood routing.
- be able to determine aquifer parameters and yield ofwells.
- Ability to develop the hydrological models.

UNIT I

Introduction: Engineering hydrology and its applications, Hydrologic cycle, hydrological data-sources of data.

Precipitation: Types and forms, measurement, raingauge network, presentation of rainfall data, average rainfall, continuity and consistency of rainfall data, frequency of rainfall, Intensity-Duration-Frequency (IDF) curves, Depth-Area-Duration (DAD) curves, Probable Maximum Precipitation (PMP), design storm

UNIT-II Abstractions from Precipitation: Initial abstractions.

Evaporation: factors affecting, measurement, reduction

Evapotranspiration: factors affecting, measurement, control

Infiltration: factors affecting, Infiltration capacity curve, measurement, infiltration indices, inter



JAWAHARLAL NEHRU TECHNOLOGICAL UNIVERSITY: KAKINADA
KAKINADA – 533 003, Andhra Pradesh, India

DEPARTMENT OF CIVIL ENGINEERING

III Year – I Semester	L	T	P	C
	3	0	0	3
ENVIRONMENTAL ENGINEERING - II				

Course Learning Objectives:

The objective of this courses:

- Outline planning and the design of wastewater collection, conveyance and treatment systems for a community/town/city
- Provide knowledge of characterization of wastewater generated in a community
- Impart understanding of treatment of sewage and the need for its treatment.
- Summarize the appurtenance in sewerage systems and the irnecessity
- Teach planning, and design of septic tank and imhoff tank and the disposal of the effluent from these low cost treatment systems
- Effluent disposal method and realise the importance of regulations in the disposal of effluents in rivers

Course Outcomes:

By the end of successful completion of this course, the students will be able to:

- Plan and design the sewerage systems by estimating the flow
- Design of Plumbing for an apartment, Gated community or Hotels or Individual houses and Select the appropriate appurtenances in the sewerage systems
- Estimation of BOD and COD and Suggest a suitable disposal method with respect to effluent standards, and Identify the critical point of pollution in a river for a specific amount of pollutant disposal into the river
- Analyze sewage and design suitable treatment system for sewage treatment for a village/City.
- Design of sewage treatment systems like Septic tank soak pit system and FAB reactor for buildings and understanding tertiary treatment of sewage.

UNIT – I: Introduction to Sanitation – Systems of sanitation – relative merits & demerits – collection and conveyance of wastewater – sewerage – classification of sewerage systems- Estimation of sewage flow and storm water drainage – fluctuations – types of sewers - Hydraulics of sewers and storm drains– design of sewers.



JAWAHARLAL NEHRU TECHNOLOGICAL UNIVERSITY: KAKINADA
KAKINADA – 533 003, Andhra Pradesh, India

DEPARTMENT OF CIVIL ENGINEERING

UNIT – II: Sewer appurtenances – cleaning and ventilation of sewers. **Pumping of wastewater:** Pumping stations – location – components– types of pumps and their suitability with regard to wastewaters.

House Plumbing: Systems of plumbing-sanitary fittings and other accessories– one pipe and two pipe systems – Design of drainage in Gate communities, Apartments and Hotels.

UNIT – III: Sewage characteristics – Sampling and analysis of wastewater - Physical, Chemical and Biological Examination-Measurement of BOD and COD – BOD equations. ThOD and Nitrogen Oxygen Demand. **Ultimate Disposal of sewage:** Methods of disposal – disposal into water bodies-Oxygen Sag Curve- Disposal into sea, disposal on land, Crown corrosion, Sewage sickness. Effluent standards.

UNIT – IV: Treatment of Sewage: Primary treatment- Screens- Grit chambers- Grease traps– floatation– Sedimentation – Design of preliminary and primary treatment units. **Secondary treatment:** Aerobic and anaerobic treatment process-comparison. **Suspended growth process:** Activated Sludge Process, principles, designs, and operational problems, modifications of Activated Sludge Processes, Oxidation ponds, Aerated Lagoons. **Attached Growth Process:** Trickling Filters – mechanism of impurities removal – classification – design, operation and maintenance problems. RBCs, Fluidized bed reactors.

UNIT V: Miscellaneous Treatment Methods: Nitrification and Denitrification-Removal of Phosphates – UASB–Membrane reactors- Integrated fixed film reactors. Anaerobic Processes: Septic Tanks and Imhoff tanks- working Principles and Design– Reuse and disposal of septic tank effluent, FAB Reactors. **Bio-solids (Sludge) management:** Characteristics-SVI, handling and treatment of sludge-thickening – anaerobic digestion of sludge, Sludge Drying Beds. Centrifuge. Case studies.

Text Books

1. Wastewater Engineering Treatment and Reuse, Metcalf & Eddy, Tata McGraw-Hill edition.
2. Elements of Environmental Engineering, K. N. Duggal, S. Chand & Company Ltd. New Delhi, 2012.



JAWAHARLAL NEHRU TECHNOLOGICAL UNIVERSITY: KAKINADA
KAKINADA – 533 003, Andhra Pradesh, India

DEPARTMENT OF CIVIL ENGINEERING

References

1. Industrial Water and Wastewater Management, K.V.S.G. Murali Krishna.
2. Environmental Engineering, Howard S. Peavy, Donald R. Rowe, Teorge George Tchobanoglus – Mc-Graw-Hill Book Company, New Delhi, 1985
3. Wastewater Treatment for Pollution Control and Reuse, Soli. J Arceivala, Sham R Asolekar, Mc-GrawHill, New Delhi; 3rdEdition
4. Environmental Engineering –II: Sewage disposal and Air Pollution Engineering, Garg, S. K., Khanna Publishers
5. Sewage treatment and disposal, P. N. Modi & Seth.
6. Environmental Engineering, Ruth F. Weiner and Robin Matthews – 4th Edition Elsevier, 2003
7. Environmental Engineering, D. Srinivasan, PHI Learning Private Limited, New Delhi, 2011.



JAWAHARLAL NEHRU TECHNOLOGICAL UNIVERSITY: KAKINADA
KAKINADA – 533 003, Andhra Pradesh, India

DEPARTMENT OF CIVIL ENGINEERING

III Year – I Semester		L	T	P	C
		3	0	0	3
PROGRAM ELECTIVE – I a). Repair & Rehabilitation of Buildings					

Course Objective:

- a. Study the assessment, maintenance and repair techniques of concrete structures.
- b. Different case studies are analyzed to define the best strategy to maintain and repair the structure.
- c. Identify scope of rehabilitation work for dilapidated / obsolete buildings.
- d. Identify and apply appropriate structural and construction technologies to rectify maintenance problems.
- e. Prepare short and long term maintenance plans.
- f. Identify / apply appropriate standards and statutory controls for maintenance and rehabilitation work. Understand the use of Building Information Modelling (BIM) for maintenance planning.

Course Outcomes:

Upon completion of the course, the student will be able to

1. Recognize the mechanisms of degradation of concrete structures and to design durable concrete structures.
2. Conduct field monitoring and non-destructive evaluation of concrete structures.
3. Design and suggest repair strategies for deteriorated concrete structures including repairing with composites.
4. Understand the methods of strengthening methods for concrete structures
5. Assessment of the serviceability and residual life span of concrete structures by Visual inspection and in situ tests
6. Evaluation of causes and mechanism of damage
7. Evaluation of actual capacity of the concrete structure Maintenance strategies
8. Repair / Rehabilitate / Strengthening techniques by using traditional and advanced materials and techniques.

Syllabus

UNIT-I

Materials for repair and rehabilitation -Admixtures- types of admixtures- purposes of using admixtures- chemical composition- Natural admixtures- Fibres- wraps- Glass and Carbon fibre wraps- Steel Plates- Non destructive evaluation: Importance- Concrete behavior under corrosion, disintegrated mechanisms- moisture effects and thermal effects – Visual investigation- Acoustical emission methods- Corrosion activity measurement- chloride content – Depth of carbonation- Impact echo methods- Ultrasound pulse velocity methods- Pull out tests.

UNIT- II

Strengthening and stabilization- Techniques- design considerations- Beam shear capacity strengthening- Shear Transfer strengthening- stress reduction techniques- Column strengthening- flexural strengthening- Connection stabilization and strengthening, Crack stabilization.



JAWAHARLAL NEHRU TECHNOLOGICAL UNIVERSITY: KAKINADA
KAKINADA – 533 003, Andhra Pradesh, India

DEPARTMENT OF CIVIL ENGINEERING

III Year – I Semester		L	T	P	C
		3	0	0	3
PROGRAM ELECTIVE – I b) Environmental Impact Assessment					

Course Learning Objectives:

The objective of this course is:

1. To impart knowledge on different concepts of Environmental Impact Assessment
2. To know procedures of risk assessment
3. To learn the EIA methodologies and the criterion for selection of EIA methods
4. To know pre-requisites for ISO 14001 certification
5. To know the procedures for environmental clearances and audit
6. To appreciate the importance of stakeholder participation in EIA

Course Learning Outcomes

Upon successful completion of this course, the students will be able to:

- a) Prepare EMP, EIS and EIA report, estimate cost benefit ratio of a project
- b) Selection of an appropriate EIA methodology
- c) Evaluation of impacts on environment
- d) Evaluation of risk assessment
- e) Know the latest acts and guidelines of MoEF & CC

SYLLABUS:

UNIT-I: Basic concepts of EIA: Elements of EIA-factors affecting EIA-Initial environmental Examination- life cycle analysis preparation of Environmental Base map- Classification of environmental parameters – role of stakeholders in the EIA preparation – stages in EIA, Environmental economics, Cost/benefit Analysis - EIS and EMP. Identification of activities-application of remote sensing and GIS for EIA.

UNIT-II: EIA Methodologies: Introduction, Criteria for the selection of EIA Methodology, E I A methods, Ad-hoc methods, matrix methods, Network method Environmental Media Quality Index method, overlay methods.

Impact of Developmental Activities and Land use: Introduction and Methodology for the assessment of soil and ground water, Delineation of study area.

UNIT-III Procurement of relevant soil quality, Impact prediction, Assessment of Impact significance, Identification and Incorporation of mitigation measures - E I A with reference to surface water, Air and Biological environment: Methodology for the assessment of Impacts on



JAWAHARLAL NEHRU TECHNOLOGICAL UNIVERSITY: KAKINADA
KAKINADA – 533 003, Andhra Pradesh, India

DEPARTMENT OF CIVIL ENGINEERING

surface water environment, Generalized approach for assessment of Air pollution Impact.

UNIT-IV: Assessment of Impact of development Activities on Vegetation and wildlife, environmental Impact of Deforestation.

Environmental Risk Assessment and Risk management in EIA: Risk assessment and treatment of uncertainty-key stages in performing an Environmental Risk Assessment- Advantages of Environmental Risk Assessment

UNIT-V EIA: MoEF&CC Acts, Notifications and Guidelines: Provisions in the EIA notification, procedure for environmental clearance, procedure for conducting environmental impact assessment report- evaluation of EIA report. Environmental legislation objectives, evaluation of Audit data and preparation of Audit report. Post Audit activities, Concept of ISO and ISO14000. Environmental compliance reports. Case studies and preparation of EIA statement for various Industries.

Text Books:

- 1.Environmental Impact Assessment, Canter Larry W., McGraw-Hill education Edi (1996)
- 2.Environmental Impact Assessment Methodologies, Y. Anjaneyulu, B. S. Publication, Sultan Bazar, Hyderabad.

References:

1. Environmental Science and Engineering, J. Glynn and Gary W. Hein Ke – Prentice Hall Publishers
2. Environmental Science and Engineering, Suresh K. Dhaneja, S. K. Katania& Sons Publication., New Delhi.
3. Environmental Pollution and Control, H. S. Bhatia, Galgotia Publication (P) Ltd, Delhi



JAWAHARLAL NEHRU TECHNOLOGICAL UNIVERSITY: KAKINADA
KAKINADA – 533 003, Andhra Pradesh, India

DEPARTMENT OF CIVIL ENGINEERING

III Year – I Semester		L	T	P	C
		3	0	0	3
PROGRAM ELECTIVE – I c). Reinforced Soil Structures					

Course objectives:

1. To understand the history and mechanism of reinforced soil
2. To know the various types of geo-synthetics, their functions and applications.
3. To enable the design of reinforced soil retaining structures.

Expected Outcomes:

The students will

- a) Understand the history and mechanism of reinforced soil
- b) Become aware about situations where geo-synthetics can be used.
- c) Know about various types of geo-synthetics and their functions
- d) Be able to do simple design of reinforced soil retaining walls and reinforced earth beds.

Unit I:

Introduction -history –ancient and modern structures- Types of geo-synthetics, advantages, disadvantages. Functions of geo-synthetics and application areas where these functions are utilized such as in retaining walls, slopes, embankments, railway tracks, pavements etc. (general overview). Raw materials used for geo-synthetics, manufacturing process of woven and non-woven geotextiles, geo-membranes, geo-grids.

Unit II:

Properties of geo-synthetics. Creep and long term performance. Reinforced soil - Advantages and disadvantages. Fills, Types of facings, Factors affecting the performance and behaviour of reinforced soil. Mechanism of reinforcement action - Equivalent Confining Stress Concept, Pseudo Cohesion Concept, Concept of Expanding soil mass. – Simple problems.

Unit III:

Design and analysis of vertically faced reinforced soil retaining walls- External stability and Internal stability – Tie back wedge analysis and coherent gravity analysis with metallic strip and continuous geo-synthetic reinforcements. Assumptions, limitations and numerical problems. Construction methods of reinforced retaining walls. Geo-synthetics in pavements, function and benefits.

Unit IV:

Bearing capacity improvement using soil reinforcement – Binqet and Lee’s analysis – Assumptions, failure mechanisms. Simple problems in bearing capacity. Geo-synthetics for short term stability of



JAWAHARLAL NEHRU TECHNOLOGICAL UNIVERSITY: KAKINADA
KAKINADA – 533 003, Andhra Pradesh, India

DEPARTMENT OF CIVIL ENGINEERING

III Year – I Semester		L	T	P	C
		3	0	0	3
PROGRAM ELECTIVE – I d). Traffic Engineering					

Course Learning Objectives:

The objective of this course is:

1. To determine various components and characteristics of traffic.
2. To apply various traffic control devices and principles of highway safety.
3. To understand the detrimental effects of traffic on environment
4. To carry out highway capacity and level of service analysis.
5. To learn about intelligent vehicle highway systems.

Course Outcomes:

At the end of course, Students will be able to

- a. Determine traffic speed, volume, travel time and density.
- b. Design traffic signals
- c. Determine highway capacity and LOS

UNIT- I

Components Of The Traffic System: Human-Vehicle–Environment System; characteristics of Road users, Vehicles, Highways and their classification; Traffic Studies: Inventories; Volume studies; Speed, Travel time and Delay studies; Intersection studies; Pedestrian studies; Parking studies; Accident studies.

UNIT- II

Traffic Characteristics: Microscopic and macroscopic flow characteristics: Time headways; Temporal, spatial and model flow patterns; Interrupted and Un interrupted traffic. Microscopic and macroscopic speed characteristics: Vehicular speed Trajectories; Speed characteristics – Mathematical distribution; Speed and travel time variations; Travel time and delay studies. Microscopic and Macroscopic density characteristics: Distance headway characteristics; Car-following theories; Density measurement techniques; Density contour maps.

UNIT- III

Traffic Control Devices & Highway Safety: Traffic signs & Markings; Signal Warrants; Signal phasing and Development of phase plans; Fixed and Vehicle activated signals; Webster method; ARRB method; Drew’s Method; IRC method; Signal coordination; Area Traffic control. Accident characteristics – Road – Driver – Vehicle; Accident recording and Analysis; Highway Safety Improvement Program; Safety Audit.



JAWAHARLAL NEHRU TECHNOLOGICAL UNIVERSITY: KAKINADA
KAKINADA – 533 003, Andhra Pradesh, India

DEPARTMENT OF CIVIL ENGINEERING

UNIT- IV

Highway Capacity And Level Of Service: Capacity and level of service; Factors affecting Capacity and LOS; Capacity of Rural Highways, Capacity of Urban Roads; HCM and IRC standards.

UNIT- V

Intelligent Vehicle – Highway Systems: Traffic surveillance and monitoring; IVHS programs, Role of IVHS, IVHS categories, Benefits and Costs of IVHS, Categories of ITS.

TEXT BOOKS

1. 'Traffic Engineering: Theory and Practice' by Pignataro L.J., Prentice hall, Inc
2. 'Traffic and Transport planning' by Kadiyali L.R., Khanna Publishers

REFERENCES:

1. 'Traffic Engineering' by Rogu P. Roess, Elena S. Prassas and William R. Mc Shane, Pearson India Education Services pvt. Ltd.
2. Traffic and Highway Engineering by Garber and Hoel, Cengage Learning India pvt. Ltd., Noida, New Delhi.



JAWAHARLAL NEHRU TECHNOLOGICAL UNIVERSITY: KAKINADA
KAKINADA – 533 003, Andhra Pradesh, India

DEPARTMENT OF CIVIL ENGINEERING

III Year – I Semester	L	T	P	C
	3	0	0	3
PROGRAM ELECTIVE – I e). Construction Technology & Management				

Course Learning Objectives:

The objective of this course is:

1. to introduce to the student, the concept of project management including network drawing and monitoring
2. to introduce various equipment's like earth moving equipment, trucks and handling equipment, aggregate production and construction equipment and machinery, related to construction.
3. to introduce the importance of safety in construction projects

Course Outcomes:

Upon the successful completion of this course, the students will be able to:

- a) appreciate the importance of construction planning
- b) understand the functioning of various earth moving equipment
- c) know the methods of production of aggregate products and concreting and usage of machinery required for the works.
- d) apply the gained knowledge to project management and construction techniques

SYLLABUS:

UNIT- I Construction project management and its relevance – qualities of a project manager – project planning – coordination –scheduling - monitoring – bar charts – milestone charts – critical Path Method – Applications

UNIT -II Project Evaluation and Review Technique – cost analysis - updating – crashing for optimum cost – crashing for optimum resources – allocation of resources

UNIT- III Construction equipment – economical considerations – earthwork equipment – Trucks and handling equipment – rear dump trucks – capacities of trucks and handling equipment – calculation of truck production – compaction equipment – types of compaction rollers

UNIT -IV Concreting equipment – crushers – jaw crushers – gyratory crushers – impact crushers – selection of crushing equipment - screening of aggregate – concrete mixers – mixing and placing of concrete – consolidating and finishing

UNIT –V Construction methods – earthwork – piling – placing of concrete – form work – fabrication and erection – quality control and safety engineering



JAWAHARLAL NEHRU TECHNOLOGICAL UNIVERSITY: KAKINADA
KAKINADA – 533 003, Andhra Pradesh, India

DEPARTMENT OF CIVIL ENGINEERING

Text Books:

1. Construction Planning Equipment and Methods, Peurifoy and Schexnayder , Shapira, Tata Mcgraw hill
2. Construction Project Management Theory and Practice, Kumar NeerajJha (2011), Pearson.
3. Construction Technology, Subir K. Sarkar and Subhajt Saraswati, Oxford University press.
4. Project Planning and Control with PERT and CPM, B. C. Punamia and K K Khandelwal, Laxmi Publications Pvt Ltd. Hyderabad.

References:

1. Construction Project Management - An Integrated Approach, Peter Fewings , Taylor and Francis
2. Construction Management Emerging Trends and Technologies, Trefor Williams, Cengagelearning.
3. Hand Book of Construction Management, P. K. Joy, Trinity Press Chennai, New Delhi.



JAWAHARLAL NEHRU TECHNOLOGICAL UNIVERSITY: KAKINADA
KAKINADA – 533 003, Andhra Pradesh, India

DEPARTMENT OF CIVIL ENGINEERING

III Year – I Semester		L	T	P	C
		3	0	0	3
OPEN ELECTIVE – I (Choose any One out of Nine Courses)					



JAWAHARLAL NEHRU TECHNOLOGICAL UNIVERSITY: KAKINADA
KAKINADA – 533 003, Andhra Pradesh, India

DEPARTMENT OF CIVIL ENGINEERING

III Year – I Semester		L	T	P	C
		0	0	3	1.5
CONCRETE TECHNOLOGY LAB					

Course Learning Objectives:

- To study basic properties ingredients of concrete, fresh and hardened concrete properties

Course Outcomes:

Upon successful completion of this course, student will be able to

- Determine consistency and fineness of cement.
- Determine setting times of cement.
- Determine specific gravity and soundness of cement.
- Determine compressive strength of cement.
- Determine workability of cement concrete by compaction factor, slump and Vee – Bee tests
- Determine specific gravity of coarse aggregate and fine aggregate by Sieve analysis.
- Determine flakiness and elongation index of aggregates.
- Determine bulking of sand.
- Understand non-destructive testing procedures on concrete.

List of Experiments: At least 10 experiments must be conducted (at least one for each property)

1. Determination of normal Consistency and fineness of cement.
2. Determination of initial setting time and final setting time of cement.
3. Determination of specific gravity and soundness of cement.
4. Determination of compressive strength of cement.
5. Determination of grading and fineness modulus of Coarse aggregate by sieve analysis.
6. Determination of specific gravity of coarse aggregate
7. Determination of grading and fineness modulus of fine aggregate (sand) by sieve analysis.
8. Determination of bulking of sand.
9. Determination of workability of concrete by compaction factor method.
10. Determination of workability of concrete by slump test
11. Determination of workability of concrete by Vee-bee test.
12. Determination of compressive strength of cement concrete and its young's modulus
13. Determination of split tensile strength of concrete.
14. Non-Destructive testing on concrete (for demonstration)



JAWAHARLAL NEHRU TECHNOLOGICAL UNIVERSITY: KAKINADA
KAKINADA – 533 003, Andhra Pradesh, India

DEPARTMENT OF CIVIL ENGINEERING

List of Equipment:

1. Standard set of sieves for coarse aggregate and fine aggregate
2. Vicat's apparatus
3. Specific gravity bottle.
4. Lechatlier's apparatus.
5. Slump Test Apparatus.
6. Compaction Factor Test Apparatus.
7. Vee- Bee test apparatus
8. Longitudinal compresso-meter
9. Universal testing Machine (UTM)/Compression Testing Machine (CTM).
10. Rebound hammer, Ultrasonic pulse velocity machine, micro cover meter etc.

Reference:

- 1) Concrete Manual by M.L. Gambhir



JAWAHARLAL NEHRU TECHNOLOGICAL UNIVERSITY: KAKINADA
KAKINADA – 533 003, Andhra Pradesh, India

DEPARTMENT OF CIVIL ENGINEERING

III Year – I Semester		L	T	P	C
		0	0	3	1.5
SURVEYING FIELD WORK – II					

List of Experiments

1. Theodolite Survey: Determining the Horizontal and Vertical Angles by the method of repetition method.
2. Theodolite Survey: Finding the distance between two inaccessible points.
3. Theodolite Survey: Finding the height of far object.
4. Tacheometric Survey: Heights and distance problems using tachometric principles.
5. One Exercise on Curves setting.
6. One Exercise on contours.
7. Total Station: Introduction to total station and practicing setting up, levelling up and elimination of parallax error.
8. Total Station: Determination of area using total station.
9. Total Station: Traversing
10. Total Station: Contouring
11. Total Station: Determination of Remote height.
12. Total Station: distance between two inaccessible points.

Note: Any 10 field work assignments must be completed.



JAWAHARLAL NEHRU TECHNOLOGICAL UNIVERSITY: KAKINADA
KAKINADA – 533 003, Andhra Pradesh, India

DEPARTMENT OF CIVIL ENGINEERING

III Year – II Semester		L	T	P	C
		3	0	0	3
DESIGN AND DRAWING OF REINFORCED CONCRETE STRUCTURES					

Course Learning Objectives:

The objective of this course is:

- Familiarize Students with different design philosophies
- Equip student with design of members in flexural and shear
- Understand bond and torsion
- Familiarize with design of compression members under different types of loading
- Understand different types of footings and design

Course Outcomes:

At the end of this course the student will be able to

- Work on different types of design methods
- Carry out analysis and design of flexural members and detailing
- Design structures subjected to shear, bond and torsion
- Design different type of compression members and footings

SYLLABUS:

UNIT –I Design Methods

Working stress method: Elastic theory: design constants, modular ratio, neutral axis depth and moment of resistance - balanced, under-reinforced and over-reinforced sections. Design of singly and doubly reinforced beams, IS Code Provisions.

Limit State Design: Basic statistical principles – Characteristic strength – Characteristic loads - Partial load and safety factors – stress-strain curves for HYSD bars and MS bars. Assumptions – stress block parameters – Moment of Resistance.

All units i.e. from unit II to unit V are to be taught in Limit State Design.

UNIT –II Design for Flexure and Shear: Design of singly reinforced beams- effective depth- Moment of Resistance- Doubly reinforced and flanged (T) beams- Minimum depth - Minimum and Maximum Flexural Tension Reinforcement - Design of Flanged Sections (T & L)- Effective width of flange - Analysis and Design Problems.

Design for Shear and Torsion: Analysis and design of sections for shear and torsion – bond, anchorage and development length, I.S. code provisions. Design examples in simply supported and continuous beams, detailing.



JAWAHARLAL NEHRU TECHNOLOGICAL UNIVERSITY: KAKINADA
KAKINADA – 533 003, Andhra Pradesh, India

DEPARTMENT OF CIVIL ENGINEERING



JAWAHARLAL NEHRU TECHNOLOGICAL UNIVERSITY: KAKINADA
KAKINADA – 533 003, Andhra Pradesh, India

DEPARTMENT OF CIVIL ENGINEERING

UNIT – III Slabs and Serviceability: Classification of slabs, design of one - way slabs, one way continuous slab using IS Coefficients (Conventional) –Design of two - way slabs - simply supported slabs and slabs with various edge conditions using IS Coefficients. Design of Stair case
Limit state of serviceability: Deflection, cracking and IS code provisions for beams and slabs.

UNIT – IV Design of Compression members: Effective length, Braced and un-braced columns – IS Code provisions, Design of short and long columns under axial loads, uniaxial bending and biaxial bending (Demonstration using SP 16)

UNIT –V

Footings: Types of footings – Design of isolated footings – pedestal, square, rectangular and circular footings subjected to axial loads, uni-axial bending moment.

NOTE: All the designs to be taught in Limit State Method Following plates should be prepared by the students.

1. Reinforcement detailing of T-beams, L-beams and continuousbeams.
2. Reinforcement detailing of columns and isolatedfootings.
3. Detailing of one-way, two-way and continuous slabs and waist-slab staircase.

FINAL EXAMINATION PATTERN:

The end examination paper should consist of Part A and Part B. Part A consists of two questions in Design and Drawing out of which one question is to be answered. Part B should consist of five questions and design out of which three are to be answered. Weightage for Part – A is 40% and Part- B is 60%.

Text Books:

1. Limit State Design, A. K.Jain, Nem Chand Brothers
2. Reinforced Concrete Structures, N. Krishna Raju & R. N. Pranesh, New Age Publications.
3. Structural Design and Drawing byN.Krishna Raju, Universities Press

References:

1. R C C Design, B.C Punmia, A. K. Jain and A. K Jain. LakshmiPublications
2. Reinforced Concrete Structures, S. Unnikrishna Pillai &Devdas Menon, Tata c.Graw Hill, New Delhi.
3. Design of Reinforced concrete Structures, N.Subrahmanian, Oxford University Press.
4. Limit state design of reinforced concrete structures by P C Varghese, PHI Learning pvt. Ltd.



JAWAHARLAL NEHRU TECHNOLOGICAL UNIVERSITY: KAKINADA
KAKINADA – 533 003, Andhra Pradesh, India

DEPARTMENT OF CIVIL ENGINEERING

IS Codes: (Permitted to use in examination hall)

- 2) IS -456-2000 Code of practice for Reinforced Concrete Structures
- 3) IS – 875 (Parts 1 and 2)
- 3) SP-16
- 4) SP 34



JAWAHARLAL NEHRU TECHNOLOGICAL UNIVERSITY: KAKINADA
KAKINADA – 533 003, Andhra Pradesh, India

DEPARTMENT OF CIVIL ENGINEERING

III Year – II Semester		L	T	P	C
		3	0	0	3
Water Resources Engineering – II					

Course Learning Objectives:

The course is designed to

- introduce the types of irrigation systems
- introduce the concepts of planning and design of irrigation systems
- discuss the relationships between soil, water and plant and their significance in planning an irrigation system
- understand design methods of erodible and non-erodible canals
- know the principles of design of hydraulic structures on permeable foundations
- know the concepts for analysis and design principles of storage and diversion head works
- learn design principles of canal structures

Course Outcomes

At the end of the course the student will be able to

- be able to estimate irrigation water requirements
- ability to design irrigation canals and canal network
- plan an irrigation system
- design irrigation canal structures
- plan and design diversion head works
- analyse stability of gravity and earth dams
- design ogee spillways and energy dissipation works

UNIT-I

Irrigation: Necessity and importance, principal crops and crop seasons, types, methods of application, soil-water-plant relationship, soil moisture constants, consumptive use, estimation of consumptive use, crop water requirement, duty and delta, factors affecting duty, depth and frequency of irrigation, irrigation efficiencies, water logging and drainage, standards of quality for irrigation water, crop rotation.

UNIT-II

Canals: Classification, design of non-erodible canals - methods of economic section and maximum permissible velocity, economics of canal lining, design of erodible canals -Kennedy's silt theory and Lacey's regime theory, balancing depth of cutting.



JAWAHARLAL NEHRU TECHNOLOGICAL UNIVERSITY: KAKINADA
KAKINADA – 533 003, Andhra Pradesh, India

DEPARTMENT OF CIVIL ENGINEERING

Canal Structures:

Falls: Types and location, design principles of Sarda type fall and straight glacis fall.

Regulators: Head and cross regulators, design principles

Cross Drainage Works: Types, selection, design principles of aqueduct, siphon aqueduct and superpassage.

Outlets: types, proportionality, sensitivity and flexibility

UNIT-III

Diversion Head Works: Types of diversion head works, weirs and barrages, layout of diversion head works, components. causes and failures of weirs on permeable foundations, Bligh's creep theory, Khosla's theory, design of impervious floors for subsurface flow, exit gradient.

UNIT-IV

Reservoir Planning: Investigations, site selection, zones of storage, yield and storage capacity of reservoir, reservoir sedimentation.

Dams: Types of dams, selection of type of dam, selection of site for a dam.

Gravity dams: Forces acting on a gravity dam, causes of failure of a gravity dam, elementary profile and practical profile of a gravity dam, limiting height of a dam, stability analysis, drainage galleries grouting.

UNIT-V

Earth Dams: Types, causes of failure, criteria for safe design, seepage, measures for control of seepage-filters, stability analysis-stability of downstream slope during steady seepage and upstream slope during sudden drawdown conditions.

Spillways: Types, design principles of Ogee spillways, types of spillways crest gates. Energy dissipation below spillways-stilling basin and its appurtenances.

Text Books:

1. Garg, S.K (2015), "Irrigation Engineering and Hydraulic Structures", Khanna Book house PvtLtd , New Delhi.
2. Sharma,S.K.(2016). "Irrigation Engineering and Hydraulic Structures." S.Chand& company Pvt.Ltd, New Delhi. Pp1174.

References:

1. Asawa G L (2013) : "Irrigation and Water Resources Engineering, New Age InternationalPublishers", New Delhi.
2. Modi, P. N (2011), "Irrigation Water Resources and Water Power Engineering", Standard Book House, New Delhi



JAWAHARLAL NEHRU TECHNOLOGICAL UNIVERSITY: KAKINADA
KAKINADA – 533 003, Andhra Pradesh, India

DEPARTMENT OF CIVIL ENGINEERING

III Year – II Semester		L	T	P	C
		3	0	0	3
Geotechnical Engineering - I					

Course Learning Objectives:

The Objectives of this course are:

1. To enable the student to determine the index properties of the soil and classify it.
2. To impart the concept of seepage of water through soils and determine the discharge of water through soils.
3. To impart the principles of compaction and consolidation of soils and determine the magnitude and the rate of consolidation settlement.
4. To enable the student to understand the concept of shear strength of soils, determine the shear parameters of sands and clays and the areas of their application.

Course Outcomes:

Upon the successful completion of this course

- a. The student must know the definition of the various quantities related to soil mechanics and establish their inter-relationships.
- b. The student should be able to know the methods of determination of the various index properties of the soils and classify the soils.
- c. The student should be able to know the importance of the different engineering properties of the soil such as compaction, permeability, consolidation and shear strength and determine them in the laboratory.
- d. The student should be able to apply the above concepts in day-to-day civil engineering practice.

UNIT – I

Introduction: Soil formation – soil structure and clay mineralogy – Adsorbed water – Mass- volume relationship –Relative density

Index Properties of Soils: Grain size analysis – Sieve and Hydrometer methods – consistency limits and indices – Various Types of soil Classifications – Unified soil classification and I.S. Soil classification.

UNIT –II

Permeability: Soil water – capillary rise – One dimensioned flow of water through soils – Darcy’s law- permeability – Factors affecting –laboratory determination of coefficient of permeability – Permeability of layered systems.

Geostatic Stresses: Total, neutral and effective stresses –quick sand condition



JAWAHARLAL NEHRU TECHNOLOGICAL UNIVERSITY: KAKINADA
KAKINADA – 533 003, Andhra Pradesh, India

DEPARTMENT OF CIVIL ENGINEERING

Seepage: 2-D flow and Laplace's equation - Seepage through soils –Flow nets: Characteristics and Uses.



JAWAHARLAL NEHRU TECHNOLOGICAL UNIVERSITY: KAKINADA
KAKINADA – 533 003, Andhra Pradesh, India

DEPARTMENT OF CIVIL ENGINEERING

UNIT – III

Stress Distribution In Soils: Stresses induced by applied loads - Boussinesq's and Westergaard's theories for point loads and areas of different shapes- Newmark's influence chart – 2:1 stress distribution method.

UNIT – IV

Compaction: Mechanism of compaction – factors affecting – effects of compaction on soil properties - compaction control.

Consolidation: Compressibility of soils – e-p and e-log p curves – Stress history – Concept of consolidation - Spring Analogy - Terzaghi's theory of one-dimensional Consolidation – Time rate of consolidation and degree of consolidation – Determination of coefficient of consolidation (c_v) - Over consolidated and normally consolidated clays.

UNIT – V

Shear Strength of Soils: Basic mechanism of shear strength -Mohr – Coulomb Failure theories – Stress-Strain behavior of Sands - Critical Void Ratio – Stress-Strain behavior of clays – Shear Strength determination- various drainage conditions.

TEXT BOOKS:

1. Gopal Ranjan and A.S.R.Rao, “Basic and Applied Soil Mechanics”, New Age International Publishers.
2. V.N.S.Murthy, “Soil Mechanics and Foundation Engineering”, CBS publishers
3. M.Palani Kumar, “Soil Mechanics”, PHI Learning

REFERENCES:

1. D.W.Taylor, “Fundamentals of Soil Mechanics”, Wiley.
2. Holtz and Kovacs, “An introduction to Geotechnical Engineering” Prentice Hall
3. Donald P. Coduto, Man-chu Ronald Young and William A. Kitch, “



JAWAHARLAL NEHRU TECHNOLOGICAL UNIVERSITY: KAKINADA
KAKINADA – 533 003, Andhra Pradesh, India

DEPARTMENT OF CIVIL ENGINEERING

III Year - II Semester	MANAGERIAL ECONOMICS AND FINANCIAL ANALYSIS	L	T	P	C
	(Common to all Branches)	3	0	0	3

Course Objectives:

- The Learning objectives of this paper are to understand the concept and nature of Managerial Economics and its relationship with other disciplines and also to understand the Concept of Demand and Demand forecasting.
- To familiarize about the Production function, Input Output relationship, Cost-Output relationship and Cost-Volume-Profit Analysis.
- To understand the nature of markets, Methods of Pricing in the different market structures and to know the different forms of Business organization and the concept of Business Cycles.
- To learn different Accounting Systems, preparation of Financial Statement and uses of different tools for performance evaluation.
- Finally, it is also to understand the concept of Capital, Capital Budgeting and the techniques used to evaluate Capital Budgeting proposals.

Unit-I

Introduction to Managerial Economics and demand Analysis:

Definition of Managerial Economics –Scope of Managerial Economics and its relationship with other subjects –Concept of Demand, Types of Demand, Determinants of Demand- Demand schedule, Demand curve, Law of Demand and its limitations- Elasticity of Demand, Types of Elasticity of Demand and Measurement- Demand forecasting and Methods of forecasting, Concept of Supply and Law of Supply.

Unit – II:

Theories of Production and Cost Analyses:

Theories of Production function- Law of Variable proportions-Isoquants and Isocosts and choice of least cost factor combination-Concepts of Returns to scale and Economies of scale-Different cost concepts: opportunity costs, explicit and implicit costs-Fixed costs, Variable Costs and Total costs –Cost –Volume-Profit analysis-Determination of Breakeven point(problems)-Managerial significance and limitations of Breakeven point.

Unit – III:

Introduction to Markets, Theories of the Firm & Pricing Policies:

Market Structures: Perfect Competition, Monopoly, Monopolistic competition and Oligopoly – Features – Price and Output Determination – Managerial Theories of firm: Marris and Williamson's models – other Methods of Pricing: Average cost pricing, Limit Pricing, Market Skimming Pricing, Internet Pricing: (Flat Rate Pricing, Usage sensitive pricing) and Priority Pricing, Business Cycles : Meaning and Features – Phases of a Business Cycle. Features and Evaluation of Sole Trader, Partnership, Joint Stock Company – State/Public Enterprises and their forms.

Unit – IV:

Introduction to Accounting & Financing Analysis:

Introduction to Double Entry System, Journal, Ledger, Trail Balance and Preparation of Final Accounts with adjustments – Preparation of Financial Statements-Analysis and Interpretation of Financial Statements-Ratio Analysis – Preparation of Funds flow and cash flow analysis (Problems)



JAWAHARLAL NEHRU TECHNOLOGICAL UNIVERSITY: KAKINADA
KAKINADA – 533 003, Andhra Pradesh, India

DEPARTMENT OF CIVIL ENGINEERING

Unit – V:

Capital and Capital Budgeting: Capital Budgeting: Meaning of Capital-Capitalization-Meaning of Capital Budgeting-Time value of money- Methods of appraising Project profitability: Traditional Methods(pay back period, accounting rate of return) and modern methods(Discounted cash flow method, Net Present Value method, Internal Rate of Return Method and Profitability Index)

Course Outcomes:

- The Learner is equipped with the knowledge of estimating the Demand and demand elasticities for a product.
- The knowledge of understanding of the Input-Output-Cost relationships and estimation of the least cost combination of inputs.
- The pupil is also ready to understand the nature of different markets and Price Output determination under various market conditions and also to have the knowledge of different Business Units.
- The Learner is able to prepare Financial Statements and the usage of various Accounting tools for Analysis.
- The Learner can able to evaluate various investment project proposals with the help of capital budgeting techniques for decision making.

TEXT BOOKS:

A R Aryasri, Managerial Economics and Financial Analysis, The McGraw – Hill companies.

REFERENCES:

1. Varshney R.L, K.L Maheswari, Managerial Economics, S. Chand & Company Ltd,
2. JL Pappas and EF Brigham, Managerial Economics, Holt, R & W; New edition edition
3. N.P Srinivasn and M. SakhivelMurugan, Accounting for Management, S. Chand & Company Ltd,
4. Maheswari S.N, An Introduction to Accountancy, Vikas Publishing House Pvt Ltd
5. I.M Pandey, Financial Management, Vikas Publishing House Pvt Ltd
6. V. Maheswari, Managerial Economics, S. Chand & Company Ltd,



JAWAHARLAL NEHRU TECHNOLOGICAL UNIVERSITY: KAKINADA
KAKINADA – 533 003, Andhra Pradesh, India

DEPARTMENT OF CIVIL ENGINEERING

III Year – II Semester		L	T	P	C
		3	0	0	3
PROGRAM ELECTIVE – II a). Pre-stressed Concrete					

Course Learning Objectives:

The objective of this course is:

- Familiarize Students with concepts of prestressing
- Equip student with different prestressing systems and devices
- Understand losses of prestress including short and long term losses
- Familiarize students with analysis and design of prestressed concrete members under flexure, shear and torsion

Course Outcomes:

- At the end of this course the student will be able to
- Understand different methods of prestressing
- Estimate effective prestress including short and long term losses
- Analyze and design prestressed concrete beams under flexure and shear
- Understand the relevant IS Code provisions for prestressed concrete

SYLLABUS:

UNIT-I Introduction & Methods and Systems of prestressing Historic development- General principles of prestressing pretensioning and post tensioning- Advantages and limitations of Prestressed concrete- General principles of PSC- Classification and types of prestressing- Materials- high strength concrete and high tensile steel their characteristics. Pretensioning and Posttensioning methods and systems of prestressing like Hoyer system, Magnel Blaton system, Freyssinet system and Gifford- Udall System- Lee McCall system

Flexure: Analysis of sections for flexure- beams prestressed with straight, concentric, eccentric, bent and parabolic tendons, Line of Thrust – Pressure Line, Load Balancing Concept.

UNIT-II Losses of Pre-stressing- Loss of Pre-stress in pre-tensioned and post tensioned members - Elastic shortening, shrinkage, and creep of concrete; Relaxation of steel, slip in anchorage, and frictional losses- Total loss and allowable loss of prestress for design



JAWAHARLAL NEHRU TECHNOLOGICAL UNIVERSITY: KAKINADA
KAKINADA – 533 003, Andhra Pradesh, India

DEPARTMENT OF CIVIL ENGINEERING

UNIT-III Design for Flexure - Types of failure – Code procedures - Design for flexure using IS Code (IS 1343 -2012) Cable profile in two span continuous members.

UNIT-IV Deflections: Importance of control of deflections- Factors influencing deflections – Short term deflections of uncracked beams- prediction of long time deflections- IS code requirements.

Composite Beams: Different Types- Propped and Unpropped- stress distribution- Differential shrinkage- Analysis of composite beams- Deflection of determinate composite beam.

UNIT-V Design for Shear and Torsion- Shear and Principal Stresses- Design of Shear reinforcement - Code Provisions- Design for Torsion, Design for Combined bending, shear and torsion, Control of deflections- Factors influencing Deflection- Prediction of short term and long term deflections.

Text Books:-

1. Prestressed Concrete by N.Krishna Raju, 6e Tata Mc Graw Hill Book co.
2. Prestressed Concrete by K.U.Muthu PHI Learning Pvt. Ltd.

References:

1. Design of prestress concrete structures by T.Y. Lin and Burn, John Wiley, New York.
2. Prestressed Concrete by N. Rajagopalan Narosa Publishing House.
3. Prestressed concrete by S. Ramamrutham Dhanpat Rai & Sons, Delhi.
4. IS 1343:2012



JAWAHARLAL NEHRU TECHNOLOGICAL UNIVERSITY: KAKINADA
KAKINADA – 533 003, Andhra Pradesh, India

DEPARTMENT OF CIVIL ENGINEERING

III Year – II Semester		L	T	P	C
		3	0	0	3
PROGRAM ELECTIVE – II b). Watershed Management					

Course Learning Objectives

The course is designed to:

- Introduce the concept of watershed management
- Understand the watershed characteristics
- Learn the principles of soil erosion and measures to control erosion
- Appreciate various water harvesting techniques.
- Learn land management practices for various land use/land cover.
- Introduce concepts of watershed modelling.

Course outcomes

At the end of the course the student will be able to

- Calculate watershed parameters and analyse watershed characteristics to take appropriate management action.
- Quantify soil erosion and design control measures.
- Apply land grading techniques for proper land management .
- Suggest suitable harvesting techniques for better watershed management.
- Apply appropriate models for watershed management.

SYLLABUS

UNIT-I: Introduction: Concept of watershed development, objectives of watershed development, need for watershed development, Characteristics of Watersheds: Size, shape, physiography, slope, climate, drainage, land use, vegetation, geology and soils, hydrology and hydrogeology, socio-economic characteristics.

UNIT-II : Principles of Erosion: Types and causes of erosion, factors affecting erosion, estimation of soil loss due to erosion- Universal soil loss equation. Measures to Control Erosion: Contour techniques, ploughing, furrowing, trenching, bunding, terracing, gully control, check dams, rock-fill dams, brushwood dam, Gabion.

UNIT-III: Water Harvesting: Techniques of rain water harvesting- rain water harvesting from roof top, surface flow harvesting, subsurface flow harvesting, stop dams, farm ponds and dugout ponds, percolation tanks.

UNIT-IV: Land Management: Land use and Land capability classification, management of forest, agricultural, grassland and wild land, land grading operation, Reclamation of saline and alkaline soils.



JAWAHARLAL NEHRU TECHNOLOGICAL UNIVERSITY: KAKINADA
KAKINADA – 533 003, Andhra Pradesh, India

DEPARTMENT OF CIVIL ENGINEERING

UNIT-V: Watershed Modelling: Data of watershed for modelling, application and comparison of watershed models, model calibration and validation, advances of watershed models. Integrated and multidisciplinary approach for watershed management.

TEXT BOOKS

1. 'Watershed Management' by Das MM and M.D Saikia, PHI Learning Pvt. Ltd, 2013.
2. 'Land and Water Management' by Murthy.VVN, Kalyani Publications, 2007.
3. 'Watershed Management' by Murthy J V S, New Age International Publishers, 2006.

REFERENCES

1. 'Water Resource Engineering' by Wurbs R A and James R A, Prentice Hall Publishers, 2002.
2. 'Watershed Hydrology' by Black P E, Prentice Hall, 1996.



JAWAHARLAL NEHRU TECHNOLOGICAL UNIVERSITY: KAKINADA
KAKINADA – 533 003, Andhra Pradesh, India

DEPARTMENT OF CIVIL ENGINEERING

III Year – II Semester		L	T	P	C
		3	0	0	3
PROGRAM ELECTIVE – IIc). Advanced Foundation Engineering					

Course Learning Objectives:

The objective of this course is:

1. To enable the student to appreciate how Meyerhof's general bearing capacity equations are important over Terzaghi's bearing capacity equation.
2. To teach the student special methods of computation of settlements and the corrections to be applied to settlements.
3. To enable the student to understand the advanced concepts of design of pile foundations.
4. To teach the student the problems posed by expansive soils and the foundation practices appropriate to expansive soils.
5. To enable the student to learn the difference between isolated and combined footings, the determination of bearing capacity of mats and proportioning of footings.

Course Outcomes:

Upon successful completion of this course, student will be able to

- a. compute the safe bearing capacity of footings subjected to vertical and inclined loads.
- b. understand the advanced methods of settlement computations and proportion foundation footings.
- c. appreciate the methods of computing the pull-out capacity and negative skin friction of piles and compute the settlements of pile groups in clays.
- d. appreciate the problems posed by expansive soils and the different foundation practices devised.
- e. appreciate the difference between isolated footings and combined footings and mat foundations.

UNIT-I

Bearing capacity & settlement analysis of foundations:

Bearing capacity of Foundations using general bearing capacity equation - Meyerhof's, Brinch Hansen's and Vesic's methods – Bearing capacity of Layered soils - Strong layer over weak layer, weak layer on strong layer – Bearing capacity of foundations on a top of slope – Bearing capacity of foundations at the edge of the slope.

Settlement analysis: Immediate settlement of footings resting on granular soils - Schmertmann & Hartman method - De Beer and Martens method - Immediate settlement in clays - Janbu's method - correction for consolidation settlement using Skempton and Bjerrum's method - Correction for construction period.



JAWAHARLAL NEHRU TECHNOLOGICAL UNIVERSITY: KAKINADA
KAKINADA – 533 003, Andhra Pradesh, India

DEPARTMENT OF CIVIL ENGINEERING

UNIT-II

Mat foundations:

Mat foundations – Purpose and types of isolated and combined footings – Mats/ Rafts – Proportioning of footings – Ultimate bearing capacity of mat foundations – allowable bearing capacity of mats founded in clays and granular soils – compensated rafts.

UNIT-III

Earth retaining structures:

Earth-retaining structures – cantilever sheet piles – anchored bulkheads – fixed and free earth support methods – design of anchors – braced excavations – function of different components – forces in ties – stability against bottom heave.

UNIT-IV

Pile foundations:

Pile foundations – single pile versus group of piles – load-carrying capacity of pile groups – negative skin friction (NSF) -settlement of pile groups in sands and clays –laterally loaded piles in granular soils – Reese and Matlock method – laterally loaded piles in cohesive soils – Davisson and Gill method – Broms' analysis.

UNIT-V

Foundation in expansive soils:

Foundations in expansive soils – definitions of swell potential and swelling pressure – determination of free swell index – factors affecting swell potential and swelling pressure – foundation practices – sand cushion method – CNS layer - drilled piers and belled piers – under-reamed piles – moisture control methods.

TEXT BOOKS:

1. 'Basic and applied soil mechanics' by Gopal Ranjan and ASR Rao, New Age Publishers
2. 'Soil Mechanics and Foundation Engineering' by VNS Murthy, CBS Publishers
3. 'Principles of Foundation Engineering' by BM Das, Thomson Brooks/Cole

REFERENCE BOOKS:

1. 'Foundation Analysis and Design' by JE Bowles, John Wiley
2. 'Foundation Design' by WC Teng, Prentice Hall Publishers



JAWAHARLAL NEHRU TECHNOLOGICAL UNIVERSITY: KAKINADA
KAKINADA – 533 003, Andhra Pradesh, India

DEPARTMENT OF CIVIL ENGINEERING

III Year – II Semester		L	T	P	C
		3	0	0	3
PROGRAM ELECTIVE – II d). Urban Transportation Planning					

Course Learning Objectives:

The objective of this course is:

1. To appreciate urban transportation problems and procedures for travel demand estimation
2. To appreciate data collection techniques for OD data.
3. To estimate trip generation, trip distribution, mode choice and traffic assignment.
4. To develop alternative urban transport network plans
- 5.

Course Outcomes:

At the end of course, Student will be able to

- a. Estimate travel demand for an urban area
- b. Plan the transportation network for a city
- c. Identify the corridor and plan for providing good transportation facilities.
- d. Evaluate various alternative transportation proposals

SYLLABUS:

UNIT -I

Urban Transportation Problems & Travel Demand: Urban Issues, Travel Characteristics, Evolution of Planning Process, Supply and Demand – Systems approach; Trends, Overall Planning process, Long term Vs Short term planning, Demand Function, Independent Variables, Travel Attributes, Assumptions in Demand Estimation, Sequential, and Simultaneous Approaches, Aggregate and Disaggregate Techniques.

UNIT -II

Data Collection And Inventories: Collection of data – Organisation of surveys and Analysis, Study Area, Zoning, Types and Sources of Data, Road Side Interviews, Home Interview Surveys, Commercial Vehicle Surveys, Sampling Techniques, Expansion Factors, Accuracy Checks, Use of Secondary Sources, Economic data – Income – Population – Employment – Vehicle Owner Ship.

UNIT -III

Trip Generation & Distribution:UTPS Approach, Trip Generation Analysis: Zonal Models, Category Analysis, Household Models, Trip Attraction models, Commercial Trip Rates; Trip Distribution: Growth Factor Methods, Gravity Models, Opportunity Models, Time Function Iteration Models.



JAWAHARLAL NEHRU TECHNOLOGICAL UNIVERSITY: KAKINADA
KAKINADA – 533 003, Andhra Pradesh, India

DEPARTMENT OF CIVIL ENGINEERING

UNIT -IV

Mode Choice Analysis: Mode Choice Behaviour, Competing Modes, Mode Split Curves, Aggregate and Disaggregate Approaches; Discrete Choice Analysis, Choice sets, Maximum Utility, Probabilistic Models: Binary Logit, Multinomial Logit Model – IIA property; Aggregation.

Traffic Assignment: Diversion Curves; Basic Elements of Transport Networks, Coding, Route Properties, Path Building Criteria, Skimming Tree, All-or-Nothing Assignment, Capacity Restraint Techniques, Reallocation of Assigned Volumes, Equilibrium Assignment.

UNIT -V

Corridor Identification, Plan Preparation & Evaluation: Master plans, Selection of Corridor, Corridor Identification, Corridor deficiency Analysis; Travel Forecasts to Evaluate Alternative Improvements, Impacts of New Development on Transportation Facilities. Pivot Point Analysis, Environmental and Energy Analysis; Case studies.

TEXT BOOKS:

1. 'Transportation Engineering - An Introduction' by Khisty C.J., B. Kent Lall, Pearson India Education Services pvt. Ltd.
2. Transportation Engineering and Planning by C S Papacostas and P.D. Prevedours; Pearson India Education Services pvt. Ltd.

REFERENCES:

1. 'Urban Transportation Planning: A decision oriented Approach' by Mayer M and Miller E, McGraw Hill
2. 'Traffic Engineering and Transportation Planning' by Kadiyali.L.R., Khanna Publishers, New Delhi.



JAWAHARLAL NEHRU TECHNOLOGICAL UNIVERSITY: KAKINADA
KAKINADA – 533 003, Andhra Pradesh, India

DEPARTMENT OF CIVIL ENGINEERING

III Year – II Semester		L	T	P	C
		3	0	0	3
PROGRAM ELECTIVE – II e). Architecture and Town Planning					

Course Learning Objectives:

The objectives of this course are:

1. Initiating the students to different architectures of the world. The distinctions between the eastern and western architecture styles are focused.
2. The salient features of Egyptian, Greek, Roman, Indian Vedic, Indus valley civilization, Buddhist, Hindu and Indo-Sarsanic Architecture are introduced.
3. Architectural design concepts, principles of planning and composition are imparted.
4. Enabling the student to understand town planning from ancient times to modern times.
5. To impart the concepts of town planning standards, land scaping and expansion of towns.

Course Outcomes:

Upon the successful completion of this course:

- a. The student should be able to distinguish architectural styles of eastern and western world.
- b. The student should understand the importance of Orders of architecture.
- c. Should be able to compose spaces of buildings using design concepts, planning principles.
- d. Should understand the town planning standards, landscaping features and regulations controlling expansion of the towns and the cities.

SYLLABUS:

UNIT – I

History of Architecture: Western Architecture: Egyptian, Greek, Roman Architectures- Orders.
 Indian Architecture: Vedic age, Indus valley civilization.

Temples of religions: Buddhist period: Stambas, Stupas, Toranas, Chaityas, Viharas – Hindu temples: Dravidian and Indo Aryan Styles-Temple of Aihole, Madurai, Bhuvaneshwar, Mount Abu.
 Indo Sarsanic (Islamic) Architecture: Mosque - Palace - Fort - Tomb.

UNIT - II

Principles of designing and Planning: Principles of planning a residence- site selection, site orientation- aspect, prospect, grouping, circulation, privacy, furniture requirements, services and other factors.

Post-classic Architecture: Introduction of post-classic architecture- contribution of eminent architects to modern period-Edward Lutyens, Le Corbusier, Frank Lloyd Wrigt, Walter Groping.



JAWAHARLAL NEHRU TECHNOLOGICAL UNIVERSITY: KAKINADA
KAKINADA – 533 003, Andhra Pradesh, India

DEPARTMENT OF CIVIL ENGINEERING

UNIT – III

Historical Back Ground of Town Planning: Town planning in India –Town plans of mythological Manasa-Town plans of ancient towns: Harappa, Mohenjodaro, Pataliputra, Delhi, Acropolis (Greece), Jerusalem, Mecca, Rome, London.

UNIT – IV

Modern Town Planning: Zoning- Roads and road traffic- Housing- Slums, Parks, Play grounds- Public Utility Services- Surveys and maps for planning- Neighborhood Planning.

Standards of Town planning: Planning new towns, planning standards and specifications, national and regional planning, town planning and legislation-planning regulations and limitations.

UNIT - V

Land Scaping and Expansion of Towns: Land scaping for the towns, horizontal and vertical expansion of towns- garden cities, satellite towns-floating towns- sky scrapers-pyramidal cities.

TEXTBOOKS:

1. 'The great ages of World Architecture' by G.K. Hiraskar.
2. 'Planning and Design of Buildings by Section of Architecture' by Y. S. Sane.
3. 'Professional Practice' by G.K.Krishnamurthy, S.V.Ravindra, PHI Learning, New Delhi.
4. 'Indian Architecture – Vol. I & II' by Percy Brown, Taraporevala Publications, Bombay.
5. 'Fundamentals of Town Planning' by G.K.Haraskar.

REFERENCES:

1. 'Drafting and Design for Architecture' by Hepler, Cengage Learning
2. 'Architect's Portable Handbook' by John Patten Guthrie – McGraw.Hill International Publications.
3. 'Mordern Ideal Homes for India' by R. S. Deshpande.
4. 'Town and County Planning' by A.J.Brown and H.M.Sherrard.
5. 'Town Design' by Federik Glbbard, Architectural press, London.



JAWAHARLAL NEHRU TECHNOLOGICAL UNIVERSITY: KAKINADA
KAKINADA – 533 003, Andhra Pradesh, India

DEPARTMENT OF CIVIL ENGINEERING

III Year – II Semester		L	T	P	C
		3	0	0	3
OPEN ELECTIVE – II (Choose any One out of Nine Courses which was not studied earlier)					



JAWAHARLAL NEHRU TECHNOLOGICAL UNIVERSITY: KAKINADA
KAKINADA – 533 003, Andhra Pradesh, India

DEPARTMENT OF CIVIL ENGINEERING

III Year – II Semester		L	T	P	C
		3	0	0	3
CAD LAB					

Course Objectives: The objectives of the course are to

1. **Learn** the usage of any fundamental software for design
2. **Create** geometries using pre-processor
3. **Analyse** and Interpret the results using post processor
4. **Design** the structural elements

Course Outcomes

After the completion of the course student should be able to

- a) **Model** the geometry of real-world structure Represent the physical model of structural element/structure
- b) Perform **analysis**
- c) **Interpret** from the Post processing results
- d) **Design** the structural elements and a system as per IS Codes

LIST OF EXPERIMENTS

1. Analysis & Design determinate structures using a software
2. Analysis & Design of fixed & continuous beams using a software
3. Analysis & Design of Plane Frames
4. Analysis & Design of space frames subjected to DL & LL
5. Analysis & Design of residential building subjected to all loads (DL, LL, WL, EQL)
6. Analysis & Design of Roof Trusses
7. Design and detailing of built up steel beam
8. Developing a design programme for foundation using EXCEL Spread Sheet
9. Detailing of RCC beam and RCC slab
10. Detailing of Steel built up compression member

Note: Drafting of all the exercises is to be carried out using commercially available designing software's.



JAWAHARLAL NEHRU TECHNOLOGICAL UNIVERSITY: KAKINADA
KAKINADA – 533 003, Andhra Pradesh, India

DEPARTMENT OF CIVIL ENGINEERING

III Year – II Semester	L	T	P	C
	0	0	3	1.5
ENVIRONMENTAL ENGINEERING LAB				

Course Learning Objectives:

The course will address the following:

- Estimation of important characteristics of water and wastewater in the laboratory
- Inference with reference to the significance of the characteristics of the water and wastewater

Course Outcomes:

Upon the successful completion of this course, the students will be able to:

- Estimate some important characteristics of water, wastewater and soil in the laboratory
- Draw some conclusion and decide whether the water is suitable for Drinking/Construction / Agriculture/ Industry.
- Estimate Chloride, EC and Salinity of Soil and suggest their suitability for Construction/Agriculture
- Estimation of the strength of the sewage in terms of BOD and COD and Decide whether the water body is polluted or not with reference to the stated parameters in the list of experiments
- Demonstration of various instruments used in testing of water and soil and study of Drinking water standards, WHO guidelines, Effluent standards and standards for Construction/ Agriculture/ Industry.

List of Experiments

1. Determination of pH and Electrical Conductivity (Salinity) of Water and Soil.
2. Determination and estimation of Total Hardness–Calcium & Magnesium.
3. Determination of Alkalinity/Acidity
4. Determination of Chloride in water and soil
5. Determination and Estimation of total solids, organic solids and inorganic solids and Settleable Solids by Imhoff Cone.
6. Determination of Iron.
7. Determination of Dissolved Oxygen with D.O. Meter & Wrinklers Method and BOD.
8. Determination of N, P, K values in solid waste
9. Physical parameters – Temperature, Color, Odor, Turbidity, Taste.
10. Determination of C.O.D.



JAWAHARLAL NEHRU TECHNOLOGICAL UNIVERSITY: KAKINADA
KAKINADA – 533 003, Andhra Pradesh, India

DEPARTMENT OF CIVIL ENGINEERING

III Year – II Semester	L	T	P	C
	0	0	2	1
Socially Relevant Project				

Preamble:

There is lot of scientific and technological changes in the nation during last few decades in almost all the sectors. The state and central governments are introducing many schemes to all classes of people of the nation to increase the productivity in various sectors. India is a rural centric nation and the fruits of the scientific inventions and new technology shall be shared among all remote corners of the nation. With this aim, a socially relevant project is newly introduced in the curriculum with an objective of taking up the projects relevant to the societal needs.

Objectives:

- (1) The student(s) shall explore the technological needs of society
- (2) The student(s) shall understand the technological problems of society

General guidelines:

- A socially relevant project shall be a community service based project and it shall be innovative.
- A student has to pursue the socially relevant project to solve real life and pressing problems of society.
- The pursued socially relevant projects shall contribute to national development goals and priorities.
- Socially relevant project can be carried out by an individual student or by a team of maximum 5 of concerned department.
- The student(s) shall visit the society (Villages/Hospitals/Social Service Organizations etc) to identify the problem and conduct literature survey and provide a feasible solution.
- The socially relevant project selected shall be in the broad area of concerned discipline of course. Preference shall be given to rural societal problems.
- Each team shall work under the supervision of a faculty member of the concerned department.
- If the course is offered in II Year I Semester, the student or team of students shall complete this project during the vacation after I Year and so on.
- The duration of the project is about 15 to 20 hrs in total and students may split total duration into 2 to 3 hrs per day based convenience. The attendance shall be maintained by the supervisor.

Sample Projects (but not limited to):

(i) Energy Auditing in a rural village (ii) Smart starting and control of motors in agriculture and aqua fields (iii) TV Remote Operated Domestic Appliances Control (iv) Solar Powered Auto Irrigation System (v) Auto Intensity Control of Street Lights (vi) Hidden Active Cell Phone Detector (vii) Railway Track Security System (viii) Solar Power Charge Controller (ix) Home Automation System Using Digital Control (x) Intelligent Overhead Tank Water Level Indicator (xi) Pre Stampede Monitoring and Alarm System (xii) Detect Rash Driving Speed Checker System on Highways

Outcomes

- (1) The student(s) are be able to provide a solutions the technological problems of society
- (1) The student(s) is able suggest technological changes which suits current needs of society
- (2) The student(s) are able to explain new technologies available for problems of the society.

Reference:

- (1) Web Link: <http://iitk.ac.in/new/socially-relevant-research>
- (2) <https://csie.iitm.ac.in/SocialProjectsIITM.html>
- (3) http://www.iitkgp.ac.in/files/csr/csr_education.pdf



JAWAHARLAL NEHRU TECHNOLOGICAL UNIVERSITY: KAKINADA
KAKINADA – 533 003, Andhra Pradesh, India

DEPARTMENT OF CIVIL ENGINEERING

III Year – II Semester		L	T	P	C
		0	0	2	0
Employability Skills					

Preamble: This course is introduced to enhance the soft and hard skills of students based on industry needs and helping the student to get the employment in the competitive industrial environment.

Course Objective: In the this course the student should understand:

- (i) Aptitude skill, (ii) Soft skills, (iii) Skills required for campus placement interview

Unit 1: Aptitude Skills

Quantitative Aptitude:

Numbers, HCF and LCM, Problems on ages, Averages, Ratio and Proportion, Percentages, Profit and Loss, Partnership, Interest calculations, Time and Work, Time and Distance, Pipes and Cisterns, Mensuration

Reasoning:

Number and Letter Analogy, Coding and decoding, Odd Man out, Symbols and Notations, Permutations and Combinations, Probability, Data Interpretation, Data Sufficiency, Clocks and Calendars, Deductions, Logical Connectives, Venn Diagrams, Cubes, Binary Logic, Ordering and Sequencing, Blood relations – Syllogisms - Seating arrangement, Analytical Reasoning

Unit 2: Skills - I

Soft Skills: An Introduction – Definition and Significance of Soft Skills; Process, Importance and Measurement of Soft Skill Development. **Self-Discovery:** Discovering the Self; Setting Goals; Beliefs, Values, Attitude, Virtue. Goal Setting-Vision Vs Mission Vs Goals, SMART Technique to Goal Setting, SWOT Analysis. **Self Esteem:** Types of Self Esteem, Causes of Low Self Esteem, Merits of Positive Self Esteem and Steps to build a positive Self Esteem; Art of Compromise, Learn to Say: 'I Don't Know', Being organized, Showing Self-awareness, Self-Assessment for Attainable Career Objectives. **Attitude & Confidence:** Attitude Vs Skills Vs Knowledge, Attitude Vs Behaviour, Developing Positive Attitude and Confidence; Fear- Public Speaking, Steps to Overcome Fear, developing Positive Thinking and Attitude; Driving out Negativity; Meaning and Theories of Motivation; Enhancing Motivation Levels, Adjusting Your Attitude-Arrogance has no Place in the Workplace, Cultural Sensitivity in the Workplace, Corporate Culture: Learning How to Fit in. **Motivational Talk:** Team Work, Team Vs Group, Stages in Team Building, Mistakes to avoid and Lessons to Learn.

Unit 3: Skills – II:

Interpersonal Communication: Interpersonal relations; communication models, process and barriers; team communication; developing interpersonal relationships through effective communication; essential formal writing skills; corporate communication styles – assertion, persuasion, negotiation. **Listening:** Listening Vs Hearing, Possible reasons for why people do not Listen at times, Active Listening Vs Passive Listening, Listening effect on relationships. **Public Speaking:** Skills, Methods, Strategies and Essential tips for effective public speaking. **Group Discussion:** Importance, Planning, Elements, Skills assessed; Effectively disagreeing, Initiating, Summarizing and Attaining the Objective. **Non-Verbal Communication:** Importance and Elements;



JAWAHARLAL NEHRU TECHNOLOGICAL UNIVERSITY: KAKINADA
KAKINADA – 533 003, Andhra Pradesh, India

DEPARTMENT OF CIVIL ENGINEERING

Body Language-Postures, gestures, eye contact. **Teamwork and Leadership Skills:** Concept of Teams; Building effective teams; Concept of Leadership and honing Leadership skills. **Presentation Skills:** Types, Content, Audience Analysis, Essential Tips – Before, During and After, Overcoming Nervousness. **Etiquette and Manners:** Social and Business. **Time Management** – Concept, Essentials, Tips.

Unit 4: Personality Development: Meaning, Nature, Features, Stages, Models; Learning Skills; Adaptability Skills. **Decision-Making and Problem-Solving Skills:** Meaning, Types and Models, Group and Ethical Decision-Making, Problems and Dilemmas in application of these skills. **Conflict Management:** Conflict - Definition, Nature, Types and Causes; Methods of Conflict Resolution. **Stress Management:** Stress - Definition, Nature, Types, Symptoms and Causes; Stress Analysis Models and Impact of Stress; Measurement and Management of Stress. **Leadership and Assertiveness Skills:** A Good Leader; Leaders and Managers; Leadership Theories; Types of Leaders; Leadership Behaviour; Assertiveness Skills. **Emotional Intelligence:** Meaning, History, Features, Components, Intrapersonal and Management Excellence; Strategies to enhance Emotional Intelligence.

Unit 5: Group Discussions (GD):

Stages of a GD, GD Vs Debate, Skills assessed in a GD, Blunders to be avoided, Dos & Don'ts, GD-Practice: Conducting practice sessions and Brain Storming Sessions, Evaluation, feedback on their performance

Resume Preparation: Resume Templates, Steps followed for resume preparation, Common mistakes in a resume; Covering letter

Campus Placements Skills: Stages of Campus Placement, Skills assessed in Campus Placements, Changing scenario and its Challenges & How to get ready, Motivational Talk on Positive Thinking: Beliefs, Thoughts, Actions, Habits & Results (Success);

Interview Skills: Types of Interview, Interviewer and Interviewee – in-depth perspectives; Before, During and After the Interview; Tips for Success, Dress code and Grooming, Dos & Don'ts, Skills assessed in an Interview, Mistakes to be avoided, How to equip oneself to excel; How to handle the Typical Interview Questions; Mock Interviews: Unconventional HR questions, Practice sessions with Feedback, **Simulated Testing:** Previous model papers of companies,

Business Terminology: Financial Terms such as Debt, Equity, Share, Working Capital, Turnover, Net worth etc; Vision, Mission, Objectives, Goals, Targets

Course Outcomes: After studying this course the student should able to

(i) solve aptitude and reasoning problems, (ii) apply the soft skills in dealing the issues related to employability, (iii) successful in getting employment in campus placement interview

References:

- 1) B. K. Mitra, Personality Development and Soft Skills, Oxford University Press, 2011.
- 2) S.P. Dhanavel, English and Soft Skills, Orient Blackswan, 2010.
- 3) R.S. Aggarwal, A Modern Approach to Verbal & Non-Verbal Reasoning, S.Chand & Company Ltd., 2018.
- 4) Raman, Meenakshi & Sharma, Sangeeta, Technical Communication Principles and Practice, Oxford University Press, 2011.



JAWAHARLAL NEHRU TECHNOLOGICAL UNIVERSITY: KAKINADA
KAKINADA – 533 003, Andhra Pradesh, India

DEPARTMENT OF CIVIL ENGINEERING

IV Year – I Semester		L	T	P	C
		3	0	0	3
Design & Drawing of Steel Structures					

Course Learning Objectives:

The objective of this course is to:

- Familiarize Students with different types of Connections and relevant IScodes
- Equip student with concepts of design of flexuralmembers
- Understand Design of tension and compression members intrusses
- Familiarize students with types of Columns, column bases and their Design
- Familiarize students with Plate girder and Gantry Girder and theirDesign

Course Outcomes:

At the end of this course the student will be able to

- Work with relevant IScodes
- Carryout analysis and design of flexural members anddetailing
- Design compression members of different types with connectiondetailing
- Design Plate Girder and Gantry Girder with connection detailing
- Produce the drawings pertaining to different components of steelstructures

UNIT – I Types of structural steel – Mechanical properties of steel – Concepts of plasticity – yield strength - Loads and Stresses – Local buckling behavior of steel. Concepts of limit State Design – Different Limit States – Load combinations for different Limit states - Design Strengths- deflection limits – serviceability – stability check.;

Connections: Design of Connections– Different types of connections – Bolted connections –Design strength – efficiency of joint

Welded connections: Advantages and disadvantages - Strength of welds-Butt and fillet welds: Permissible stresses – IS Code requirements. Design of fillet weld subjected to in-plane moment acting in the plane and at right angles to the plane of thejoints.

All units i.e. from unit II to unit-VI to be taught in Limit State Design and in Welded connections only.

UNIT – II

*Plastic Analysis;*Plastic moment – Plastic section modulus - Plastic analysis of continuous beams

Beams: Allowable stresses, design requirements as per IS Code-Design of simple and compound beams-Curtailment of flange plates, Beam to beam connection, check for deflection, shear, buckling, check for bearing, laterally unsupported beams.



JAWAHARLAL NEHRU TECHNOLOGICAL UNIVERSITY: KAKINADA
KAKINADA – 533 003, Andhra Pradesh, India

DEPARTMENT OF CIVIL ENGINEERING

UNIT –III Compression and Tension Members: Effective length - Slenderness ratio – permissible stresses. Design of compression members, and struts. Built up compression members – Design of lacings and battens. Design Principles of Eccentrically loaded columns, Splicing of columns.

Roof Truss Element: Different types of trusses – Design loads – Load combinations as per IS Codes –Design of simple roof trusses involving design of purlins, rafters and joints – tubular trusses.

UNIT – IV Design of Column Foundations: Design of slab base and gusseted base. Column bases subjected moment.

UNIT – V Design of Plate Girder: Design consideration – I S Code recommendations Design of plate girder - Welded – Curtailment of flange plates, stiffeners – splicing and connections. **Design of Gantry Girder:** impact factors - longitudinal forces, Design of Gantry girders.

NOTE: Welding connections should be used in Units II – VI. The students should prepare the following plates.

Plate 1 Detailing of simple beams,

Plate 2 Detailing of Compound beams including curtailment of flange plates. Plate 3 Detailing of Column including lacing and battens,

Plate 4 Detailing of Column bases – slab base and gusseted base,

Plate 5 Detailing of steel roof trusses including joint details and

Plate 6 Detailing of Plate girder including curtailment, splicing and stiffeners.

FINAL EXAMINATION PATTERN:

The end examination paper should consist of Part A and Part B. Part A consist of two questions in Design and Drawing out of which one question is to be answered. Part B should consist of five questions and design out of which three are to be answered. Weightage for Part – A is 40% and Part-B is 60%.

TEXT BOOKS

1. Steel Structures Design and Practice, N. Subramanian, Oxford University Press.
2. Limit State Design of steel structures, S. K. Duggal, Tata Mc Graw Hill, New Delhi

REFERENCES

1. Structural Design in Steel, Sarwar Alam Raz, New Age International Publishers, New Delhi
2. Structural Design and Drawing by N. Krishna Raju, Universities Press
3. Design of Steel Structures by K.S. Sai Ram, Person India Education Services

IS Codes:

- 1) IS 800:2007, Indian Standard Code for General Construction in Steel, 3rd revision, Indian Standards Institution, New Delhi, 2008.
- 2) IS – 875, Code of practice for design loads (other than earth quake) for buildings and structures (Part-1-Part 5), Bureau of Indian standards.
- 3) Steel Tables.

These codes and steel tables are permitted to use in the examinations.



JAWAHARLAL NEHRU TECHNOLOGICAL UNIVERSITY: KAKINADA
KAKINADA – 533 003, Andhra Pradesh, India

DEPARTMENT OF CIVIL ENGINEERING

IV Year – I Semester		L	T	P	C
		3	0	0	3
Geotechnical Engineering – II					

Course Learning Objectives:

The objective of this course is:

1. To impart to the student knowledge of types of shallow foundations and theories required for the determination of their bearing capacity.
2. To enable the student to compute immediate and consolidation settlements of shallow foundations.
3. To impart the principles of important field tests such as SPT and Plate bearing test.
4. To enable the student to imbibe the concepts of pile foundations and determine their load carrying capacity.

Course Outcomes:

Upon the successful completion of this course:

- a. The student must be able to understand the various types of shallow foundations and decide on their location based on soil characteristics.
- b. The student must be able to compute the magnitude of foundation settlement and decide on the size of the foundation accordingly.
- c. The student must be able to use the field test data and arrive at the bearing capacity.
- d. The student must be able to apply the principles of bearing capacity of piles and design them accordingly.

UNIT – I

Soil Exploration: Need – Methods of soil exploration – Boring and Sampling methods – Field tests – Penetration Tests – Pressure meter – planning of Programme and preparation of soil investigation report.

UNIT – II

Earth And Earth-Retaining Structures: Infinite and finite earth slopes in sand and clay – types of failures – factor of safety of infinite slopes – stability analysis by Swedish arc method, standard method of slices – Taylor's Stability Number-Stability of slopes of dams and embankments - different conditions.

Rankine's & Coulomb's theory of earth pressure – Culmann's graphical method - earth pressures in layered soils.

UNIT-III

Shallow Foundations – Bearing Capacity Criteria: Types of foundations and factors to be considered in their location - Bearing capacity – criteria for determination of bearing capacity –



JAWAHARLAL NEHRU TECHNOLOGICAL UNIVERSITY: KAKINADA
KAKINADA – 533 003, Andhra Pradesh, India

DEPARTMENT OF CIVIL ENGINEERING

factors influencing bearing capacity – analytical methods to determine bearing capacity – Terzaghi's theory - IS Methods.

UNIT-IV

Shallow Foundations – Settlement Criteria: Safe bearing pressure based on N- value – allowable bearing pressure; safe bearing capacity and settlement from plate load test – Types of foundation settlements and their determination - allowable settlements of structures.

UNIT -V

Deep Foundations:

Pile Foundation: Types of piles – Load carrying capacity of piles based on static pile formulae – Dynamic pile formulae– Pile load tests - Load carrying capacity of pile groups in sands and clays.

Well Foundations: Types – Different shapes of well – Types of cussions – Components of well - functions – forces acting on well foundations - Design Criteria – Determination of steining thickness and plug - construction and Sinking of wells – Tilt and shift.

TEXT BOOKS:

1. 'Principles of Foundation Engineering' by Das, B.M., - (2011) –6th edition (Indian edition) Cengage learning
2. 'Basic and Applied Soil Mechanics' by Gopal Ranjan& ASR Rao, New Age International Pvt. Ltd, (2004).
3. Soil mechanics & foundation engineering by Arora

REFERENCES:

1. Foundation Analysis and Design' by Bowles, J.E., (1988) – 4th Edition, McGraw-Hill Publishing Company, Newyork.
2. 'Theory and Practice of Foundation Design' by N.N.SOM & S.C.DAS PHI Learning Private limited.



JAWAHARLAL NEHRU TECHNOLOGICAL UNIVERSITY: KAKINADA
KAKINADA – 533 003, Andhra Pradesh, India

DEPARTMENT OF CIVIL ENGINEERING

IV Year – I Semester		L	T	P	C
		3	0	0	3
REMOTE SENSING AND GIS					

Course Learning Objectives:

The course is designed to

1. Introduce the basic principles of Remote Sensing and GIS techniques.
2. learn various types of sensors and platforms
3. learn concepts of visual and digital image analyses
4. understand the principles of spatial analysis
5. appreciate application of RS and GIS to Civil Engineering

Course outcomes

At the end of the course the student will be able to

- a. Be familiar with ground, air and satellite based sensor platforms.
- b. interpret the aerial photographs and satellite imageries
- c. create and input spatial data for GIS application
- d. apply RS and GIS concepts for application in Civil Engineering

UNIT – I

Introduction to Remote sensing: Basic concepts of remote sensing, electromagnetic radiation, electromagnetic spectrum, interaction with atmosphere, energy interaction with the earth surfaces, characteristics of remote sensing systems, types of resolutions - advantages & limitations

Sensors and platforms: Introduction, types of sensors, airborne remote sensing, spaceborne remote sensing, image data characteristics, digital image data formats-band interleaved by pixel, band interleaved by line, band sequential, IRS, LANDSAT, SPOT & Recent satellite.

UNIT – II

Image analysis: Introduction, elements of visual interpretations, digital image processing- image pre-processing, image enhancement, image classification, supervised classification, unsupervised classification. : Overlay function-vector overlay operations; raster overlay operations, network analysis.

UNIT – III

Geographic Information System: Basic Principles, components, application areas of GIS, map projections.

Data entry and preparation: spatial data structures, raster and vector data formats, data inputs, data manipulation, data retrieval, data analysis and data display.

UNIT – IV

RS and GIS applications General: Land cover and land use, agriculture, forestry, geology, geomorphology, urban & transportation applications,



JAWAHARLAL NEHRU TECHNOLOGICAL UNIVERSITY: KAKINADA
KAKINADA – 533 003, Andhra Pradesh, India

DEPARTMENT OF CIVIL ENGINEERING

IV Year – I Semester		L	T	P	C
		3	0	0	3
PROGRAM ELECTIVE – III a). Bridge Engineering					

Course Learning Objectives:

The objective of this course is:

- Familiarize Students with different types of Bridges and IRC standards
- Equip student with concepts and design of Slab Bridges, T Beam Bridges
- Understand concepts of design of Plate Girder Bridges
- Familiarize with different methods of inspection of bridges and maintenance

Course Outcomes:

At the end of this course the student will be able to

- Explain different types of Bridges with diagrams and Loading standards
- Carry out analysis and design of Slab bridges, T Beam bridges and suggest structural detailing
- Carry out analysis and design of Plate girder bridges
- Organize for attending inspections and maintenance of bridges and prepare reports.

SYLLABUS:

UNIT-I Introduction- Bridges- Types- Slab bridges, T Beam, Arch bridges, Cable Stayed bridges, prestressed concrete bridges, Truss Bridges, Culverts, - Nomenclature- Selection of Bridge Site- Economical span- Abutments pier and end connections- types of foundations- Open, Pile, Well Foundations, Bearings – Types- Introduction to Loading standards- Railway and IRC Loading

UNIT-II Slab bridges- Wheel load on slab- effective width method- slabs supported on two edges- cantilever slabs- dispersion length- Design of interior panel of slab- Guyon's – Massonet Method – Hendry- Jaeger Methods- Courbon's theory- Pigeaud's method

UNIT-III T-Beam bridges- Analysis and design of various elements of bridge – Design of deck slab, Longitudinal girders, Secondary beams- Reinforcement detailing

UNIT-IV Plate Girder Bridges: Elements of plate girder and their design- web- flange- intermediate stiffener- vertical stiffeners- bearing stiffener- Splices, Design problem with detailing

UNIT-V Sub Structure- Abutments- Stability analysis of abutments- piers- loads on piers- Analysis of piers- Wing walls- Design problems.



JAWAHARLAL NEHRU TECHNOLOGICAL UNIVERSITY: KAKINADA
KAKINADA – 533 003, Andhra Pradesh, India

DEPARTMENT OF CIVIL ENGINEERING

Text Book

1. Essentials of Bridge Engineering, Jhonson VictorD
2. Design of Bridge Structures, T. R. Jagadeesh, M.A. Jayaram, PHI
3. Design of Bridges, N. Krishna Raju, Tata McGraw Hill

References:

1. Design of Concrete Bridges, Aswini, Vazirani, Ratwani
2. Design of Steel Structures, B. C. Punmai, Jain & Jain, Lakshmi Publications
3. Design of R C Structures, B. C. Punmai, Jain & Jain, Lakshmi Publications



JAWAHARLAL NEHRU TECHNOLOGICAL UNIVERSITY: KAKINADA
KAKINADA – 533 003, Andhra Pradesh, India

DEPARTMENT OF CIVIL ENGINEERING

IV Year – I Semester	L	T	P	C
	3	0	0	3
PROGRAM ELECTIVE – IIIb) Industrial Wastewater Treatment				

Course Learning Objectives:

The course will address the following:

1. Enables the student to distinguish between the quality of domestic and industrial water requirements and wastewater quantity generation.
2. To impart knowledge on selection of treatment methods for industrial wastewater.
3. To know the common methods of treatment in different industries
4. To acquire knowledge on operational problems of effluent treatment plant.

Course Outcomes:

Upon the successful completion of this course, the students will be able to:

- a. Know the quality and quantity of water for various industries and Advanced water treatment methods
- b. Learn the common methods of treatment of wastewaters and Biological treatment methods
- c. Study of methods to reduce impacts of disposal of wasters into environment and CETPs.
- d. Study of methods of treatment of wastewaters from specific industries like steel plants, refineries, and power plants, that imply biological treatment methods
- e. Study of methods of treatment of wastewaters from industries like Aqua, dairy, sugar plants, and distilleries that imply biological treatment methods

UNIT – I

Industrial water Quantity and Quality requirements: Boiler, Cooling, Domestic/Canteen and Process waters for Textiles, Food processing, Dairy, Aqua industry, Sugar mills, Brewery and distillery Industries, Fertilizer industry, Power plants. Advanced water treatment - Adsorption, Reverse Osmosis, Ion Exchange, Ultra filtration, Freezing, elutriation, Removal of Iron and Manganese, Removal of Colour and Odour. Use of Municipal wastewater in Industries.

UNIT – II

Basic theories of Industrial Wastewater Management: Industrial waste survey - Measurement of industrial wastewater Flow-generation rates – Industrial wastewater sampling and preservation of samples for analysis - Wastewater characterization- Toxicity of industrial effluents- Common methods of Treatment of wastewaters - Unit operations and processes- Volume and Strength reduction –Neutralization – Equalization and proportioning- recycling, reuse and resources recovery. Miscellaneous Treatment: Biological treatment of sewage- Primary, secondary and Tertiary treatment of sewage.



JAWAHARLAL NEHRU TECHNOLOGICAL UNIVERSITY: KAKINADA
KAKINADA – 533 003, Andhra Pradesh, India

DEPARTMENT OF CIVIL ENGINEERING



JAWAHARLAL NEHRU TECHNOLOGICAL UNIVERSITY: KAKINADA
KAKINADA – 533 003, Andhra Pradesh, India

DEPARTMENT OF CIVIL ENGINEERING

UNIT – III

Industrial wastewater disposal management: Discharges into Sewers, Streams- Oxygen sag curve, Lakes-eutrophication and oceans and associated problems, Land treatment – sewage sickness, Common Effluent Treatment Plants: advantages and suitability, Limitations and challenges- Recirculation of Industrial Wastewaters- Effluent Disposal Method.

UNIT – IV

Process and Treatment of specific Industries-1: Manufacturing Process and origin, characteristics, effects and treatment methods of liquid waste from Steel plants, Fertilizers, Textiles, Paper and Pulp industries, Oil Refineries, Coal and Gas based Power Plants. Case studies.

UNIT – V

Process and Treatment of specific Industries-2: Manufacturing Process and origin, characteristics, effects and treatment methods of liquid waste from Tanneries, Sugar Mills, Distillers, Dairy and Food Processing industries, Aqua industry, Pharmaceutical Plants. Case studies.

Text books

1. Industrial Wastewater Treatment by KVSG Murali Krishna, Paramount Publishers, Visakhapatnam, 2019
2. Wastewater Treatment by M.N. Rao and A.K. Dutta, Oxford & IBH, New Delhi.
3. Industrial Wastewater treatment by A.D. Patwardhan, PHI Learning, Delhi
4. Wastewater Treatment for Pollution Control and Reuse, by Soli. J Arceivala, Shyam R Asolekar, Mc-Graw Hill, New Delhi; 3rd Edition

References

1. Industrial Water Pollution Control by W. Wesley Eckenfelder, Mc- GrawHill, Third Edition
2. Wastewater Engineering by Metcalf and Eddy Inc, Tata McGrawhill Co., New Delhi
3. Wastewater Treatment- Concepts and Design Approach by G.L. Karia & R.A. Christian, Prentice Hall of India.
4. Unit Operations and Processes in Environmental Engineering by Reynolds. Richard, Cengage Learning.



JAWAHARLAL NEHRU TECHNOLOGICAL UNIVERSITY: KAKINADA
KAKINADA – 533 003, Andhra Pradesh, India

DEPARTMENT OF CIVIL ENGINEERING

IV Year – I Semester	L	T	P	C
	3	0	0	3
PROGRAM ELECTIVE – III c). Earth & Rockfill Dams				

Course Objectives:

1. Suitability of materials for earth and rock fill dams
2. causes of failures
3. to determine slope stability

Course Outcomes:

- a) Able to design earth and rock fill dams
- b) get familiarity with slope stability calculations,
- c) prevention techniques for slope failures

SYLLABUS

Unit-I :

Earth and Rock fill Dams: General features, Selection of site; Merits and demerits of the earth and rock fill dams, Classification of earth dams, Materials of construction and requirements, Causes of failure, Safe design criteria. Instrumentation in earth dams: Pore pressure measurements, Settlement gauges, Inclinedometers, Stress measurements, Seismic measurements.

Unit-II :

Failures, Damages and Protection of Earth Dams: Nature and importance of failure, Piping through embankment and foundations, Methods of seepage control through embankments and foundations, Design Criteria for filters, Treatment of upstream and downstream of slopes, Drainage control, Filter design.

Unit-III :

Slope Stability Analysis: Types of Failure: Failure surfaces – Planar surfaces, Circular surfaces, Non-circular surfaces, Limit equilibrium methods, Total stress analysis versus effective Stress analysis, Use of Bishop's pore pressure parameters, Short term and Long term stability in slopes.

Unit-IV :

Methods of Slope Stability: Taylor Charts, Method of Slices, Effect of Tension Cracks, Vertical Cuts. Bishop's Analysis, Bishop and Morgenstern Analysis, Non-circular Failure Surfaces: Morgenstern and Price Analysis, Janbu Analysis, Spencer Analysis, Sliding Block Analysis, Seismic stability, Stabilization of slopes: Drainage measures, Soil reinforcement (geosynthetics/soil nailing/micro piles



JAWAHARLAL NEHRU TECHNOLOGICAL UNIVERSITY: KAKINADA
KAKINADA – 533 003, Andhra Pradesh, India

DEPARTMENT OF CIVIL ENGINEERING

etc), soil treatment (cement/lime/thermal treatment), surface protection (vegetation/erosion control mats/shotcrete).

Unit-V :

Rock fill Dams: Requirements of compacted rock fill, Shear strength of rock fill, Rock fill mixtures, Rock fill embankments, Earth-core Rock fill dams, Stability, Upstream & Downstream slopes.

TEXT BOOKS:

1. Christian, K. Earth & Rock fill Dams – Principles of Design and Construction, CRC Press, 1997.
2. Sowers, G.F. – Earth and Rock fill Dam Engineering, Asia Publishing House, 1962.

REFERENCES:

1. Bharat Singh and Sharma, H. D. – Earth and Rock fill Dams, 1999
2. Abramson, L. W., Lee, T. S. and Sharma, S. – Slope Stability and Stabilisation methods – John Wiley & sons. (2002)
3. Sherard, Woodward, Gizienki and Clevenger. Earth and Earth-Rock Dams. John Wiley & Sons. 1963.
4. US Army Corp of Engineers, Earth and Rock-fill Dams, General Design and construction Considerations, University Press of the Pacific (2004)
5. Bromhead, E. N. (1992). The Stability of Slopes, Blackie academic and professional, London.



JAWAHARLAL NEHRU TECHNOLOGICAL UNIVERSITY: KAKINADA
KAKINADA – 533 003, Andhra Pradesh, India

DEPARTMENT OF CIVIL ENGINEERING

IV Year – I Semester		L	T	P	C
		3	0	0	3
PROGRAM ELECTIVE – III d). Intelligent Transportation Systems					

Course Learning Objectives:

1. To know the fundamentals of ITS
2. To study sensor technologies and Data requirements of ITS
3. To know ITS functional areas and user services
4. To study various kinds of ITS architecture
5. To study ITS applications in various fields of transportation engineering

Course Outcomes:

- a) Identify the benefits of ITS from various types
- b) Determine various sensor applications and ITS data collection techniques
- c) Identify ITS user services and functional areas
- d) Determine various ITS models, evaluation methods and ITS planning.
- e) Determine the suitable ITS technology and assess its effectiveness to solve transportation problems

SYLLABUS

UNIT-I

Fundamentals of ITS: Definition of ITS, The historical context of ITS from both public policy and market economic perspectives, Types of ITS; Historical Background, Benefits of ITS.

UNIT-II

Sensor technologies and Data requirements of ITS: Importance of telecommunications in the ITS system, Information Management, Traffic Management Centres (TMC). Application of sensors to Traffic management; Traffic flow sensor technologies; Transponders and Communication systems; Data fusion at traffic management centres; Sensor plan and specification requirements; Elements of Vehicle Location and Route Navigation and Guidance concepts; ITS Data collection techniques – Detectors, Automatic Vehicle Location (AVL), Automatic Vehicle Identification (AVI), GIS, video data collection.

UNIT-III

ITS functional areas – Advanced Traffic Management systems (ATMS), Advanced Traveler



JAWAHARLAL NEHRU TECHNOLOGICAL UNIVERSITY: KAKINADA
KAKINADA – 533 003, Andhra Pradesh, India

DEPARTMENT OF CIVIL ENGINEERING

Information systems (ATIS), Commercial Vehicle Operations (CVO), Advanced Vehicle Control systems (AVCS), Advanced Public Transportation systems (APTS), Advanced Rural Transportation systems (ARTS).

ITS User Needs and Services – Travel and Traffic management, Public Transportation Management, Electronic Payment, Commercial Vehicle Operations, Emergency Management, Advanced Vehicle safety systems, Information Management.

UNIT-IV

ITS Architecture – Regional and Project ITS architecture; Concept of operations; ITS Models and Evaluation Methods; Planning and human factor issues for ITS, Case studies on deployment planning and system design and operation; ITS and safety, ITS and security, ITS as a technology deployment program, research, development and business models, ITS planning.

UNIT-V

ITS applications: Traffic and incident management systems; ITS and sustainable mobility, travel demand management, electronic toll collection, ITS and road-pricing.; Transportation network operations; commercial vehicle operations and intermodal freight; public transportation applications; ITS and regional strategic transportation planning, including regional architectures: ITS and changing transportation institutions Automated Highway Systems- Vehicles in Platoons – Integration of Automated Highway Systems. ITS Programs in the World – Overview of ITS implementations in developed countries, ITS in developing countries

TEXT BOOKS:

1. Fundamentals of intelligent transportation systems planning By Mashrur A. Chowdhury, Adel Wadid Sadek
2. ITS Hand Book 2000: Recommendations for World Road Association (PIARC) by Kan Paul Chen, John Miles.

REFERENCES:

1. Sussman, J. M., Perspective on ITS, Artech House Publishers, 2005.
2. National ITS Architecture Documentation, US Department of Transportation, 2007



JAWAHARLAL NEHRU TECHNOLOGICAL UNIVERSITY: KAKINADA
KAKINADA – 533 003, Andhra Pradesh, India

DEPARTMENT OF CIVIL ENGINEERING

Unit III

Mechanical Services in Buildings:

Introduction of mechanical services - Lift - Definition, Types of Lifts, Design Considerations, Location, Sizes, Component parts - Lift Well, Travel, Pit, Hoist Way, Machine, Buffer, Door Locks, Suspended Rope, Lift Car. Elevators & Escalators -Different types of elevators and Escalators - Freight Elevators-Passenger elevators –Hospital elevators -Uses of different types of elevators and Escalators.

Air Conditioning- Definition, Purpose, Principles, Temperature Control, Air Velocity Control, Humidity Control, Air Distribution system, Cleaners, Filters, Spray washers, Electric preceptors, Types of Air Conditioners (Central type, Split Unit).

Unit IV

Fire Protection, Acoustic and Sound Insulations: Introduction- Causes of fire and Effects of fire- General Requirements of Fire Resisting building as per IS and NBC 2005-Characteristics of Fire resisting materials- Maximum Travel Distance- Fire Fighting Installations for Horizontal Exit, Roof Exit / Fire Lifts, External Stairs- Requirement of good Acoustic -Various sound absorbent- Factors to be followed for noise control in residential building

Unit V

Miscellaneous Services and Green Buildings Provisions: Rain water Harvesting for buildings- Concept of GREEN buildings -Components of GREEN building -Introduction and Significance to Grey water- Components of Grey water system -Management of Grey water system

Text Books:

1. A text book on Building Services by R. Udaykumar, Eswar Press, Chennai
2. Building Services by S. M. Patil, Seema Publication, Mumbai Revised edition
3. Heating, Ventilating and Air Conditioning: Analysis and Design, 6th Edition”, Faye C. McQuiston, Jerald D. Parker and Jeffrey D. Spitler, John Wiley & Sons

Reference Books:

1. SP 7: 2005 National Building Code of India, Bureau of Indian Standards, BIS, New Delhi
2. Building Construction by B. C. Punmia, Laxmi Publications (P) Ltd., New Delhi
3. IS 3534: 1976 “Outline dimensions of electric lifts”
4. IS1860: 1980 “Code of Practice for Installation, Operation and Maintenance of Electric Passenger and Goods Lifts”



JAWAHARLAL NEHRU TECHNOLOGICAL UNIVERSITY: KAKINADA
KAKINADA – 533 003, Andhra Pradesh, India

DEPARTMENT OF CIVIL ENGINEERING

IV Year – I Semester		L	T	P	C
		3	0	0	3
OPEN ELECTIVE – III (Choose any One out of Nine Courses which was not studied earlier)					



JAWAHARLAL NEHRU TECHNOLOGICAL UNIVERSITY: KAKINADA
KAKINADA – 533 003, Andhra Pradesh, India

DEPARTMENT OF CIVIL ENGINEERING

IV Year – I Semester	L	T	P	C
	0	0	3	1.5
Remote Sensing & GIS Lab				

Learning Objectives:

The course is designed to

1. Understand the process Geo-referencing, Preparation of Base map from of Toposheet.
2. Digitization, creation of thematic maps from toposheets.
3. Developing Digital Elevation model
4. Interpretation and Estimation of features of Land Use/land cover details from satellite imagery.
5. Learn to apply GIS software to simple problems in water resources, transportation engineering and Agriculture

Outcomes

At the end of the course the student will be able to

- a. Work comfortably on GIS software
- b. Digitize and create thematic map and extract important features
- c. Develop digital elevation model
- d. Interpretation and Estimation of features from satellite imagery.
- e. Analyze and Modelling using GIS software.

SYLLABUS:

GIS:

SOFTWARES:

1. Arc GIS 10.1
2. ERDAS Imagine 13
3. MapInfo 6.5
4. ILWIS or Any one or Equivalent.

EXERCISES IN GIS:

1. Geo-referencing of Toposheet.
2. Preparation of Base map from topo sheet including legend, scale and annotation
- 3 Digitization of Map/Toposheet
4. Developing Digital Elevation model
5. Interpretation of Land Use/land cover detail from satellite imagery
6. Creation of thematic maps.
7. Estimation of features and interpretation
8. Simple applications of Remote Sensing & GIS in water Resources
9. Simple applications of Remote Sensing & GIS in Transportation
10. Simple applications of Remote Sensing & GIS in Agriculture

TEXT BOOK:

1. Concept and Techniques of GIS' by C.P.L.O. Albert, K.W. Yong, Printice Hall Publishers
2. Software Manuals.



JAWAHARLAL NEHRU TECHNOLOGICAL UNIVERSITY: KAKINADA
KAKINADA – 533 003, Andhra Pradesh, India

DEPARTMENT OF CIVIL ENGINEERING

IV Year – I Semester		L	T	P	C
		0	0	3	1.5
Geotechnical Engineering Lab					

Learning Objectives:

The objective of this course is:

- To determine the index properties for soil classification – Grain size distribution & Atterberg's limits.
 - To determine the engineering properties – Permeability, Compaction, consolidation, shear strength parameters & CBR value.
 - To find the degree of swelling by DFS test.
1. To impart knowledge of determination of index properties required for classification of soils.
 2. To teach how to determine compaction characteristics and consolidation behaviour from relevant lab tests; to determine permeability of soils.
 3. To teach how to determine shear parameters of soil through different laboratory tests.

Outcomes:

Upon successful completion of this course, student will be able to

- a. Determine index properties of soil and classify them.
- b. Determine permeability of soils.
- c. Determine Compaction, Consolidation and shear strength characteristics.

SYLLABUS:

LIST OF EXPERIMENTS

1. Specific gravity, G
2. Atterberg's Limits.
3. Field density-Core cutter and Sand replacement methods
4. Grain size analysis by sieving
5. Permeability of soil - Constant and Variable head tests
6. Compaction test
7. Consolidation test (to be demonstrated)
8. Direct Shear test
9. Triaxial Compression test
10. Unconfined Compression test
11. Vane Shear test
12. Differential free swell (DFS)
13. Field Plate Load Test demo
14. Field CBR demo

At least **Eight** experiments shall be conducted.

LIST OF EQUIPMENT:

1. Casagrande's liquid limit apparatus.



JAWAHARLAL NEHRU TECHNOLOGICAL UNIVERSITY: KAKINADA
KAKINADA – 533 003, Andhra Pradesh, India

DEPARTMENT OF CIVIL ENGINEERING

IV Year – II Semester		L	T	P	C
		3	0	0	3
Estimation Specifications and Contract					

Course Learning Objectives:

The objective of this course is to enable the students to:

- Understand the quantity calculations of different components of the buildings.
- Understand the rate analysis of different quantities of the buildings components.
- Learn various specifications and components of the buildings.

Course Outcomes:

Upon the successful completion of this course:

- The student should be able to determine the quantities of different components of buildings.
- The student should be in a position to find the cost of various building components.
- The student should be capable of finalizing the value of structures.

SYLLABUS:

UNIT – I General items of work in Building – Standard Units Principles of working out quantities for detailed and abstract estimates – Approximate method of Estimating.

UNIT – II Rate Analysis – Working out data for various items of work over head and contingent charges.

UNIT-III Earthwork for roads and canals, Reinforcement bar bending and bar requirement schedules.

UNIT – IV Contracts – Types of contracts – Contract Documents – Conditions of contract, Valuation of buildings Standard specifications for different items of building construction.

UNIT-V Detailed Estimation of Buildings using individual wall and center line method

FINAL EXAMINATION PATTERN:

The end examination paper should consist of SIX questions from Unit 1 to Unit 4, out of which THREE are to be answered (60% weight-age) & ONE mandatory question (40% weight-age) from Units 5 & 6 is to be answered.



JAWAHARLAL NEHRU TECHNOLOGICAL UNIVERSITY: KAKINADA
KAKINADA – 533 003, Andhra Pradesh, India

DEPARTMENT OF CIVIL ENGINEERING

Text Books:

1. Estimating and Costing, B.N. Dutta, UBS publishers,2000.
2. Civil Engineering Contracts and Estimates, B. S. Patil, Universities Press (India) Pvt. Ltd., Hyd.
3. Construction Planning and Technology, Rajiv Gupta, CBS Publishers & Distributors Pvt. Ltd. NewDelhi.
4. Estimating and Costing, G.S.Birdie.

References:

1. Standard Schedule of rates and standard data book, Public worksdepartment.
2. IS 1200 (Parts I to XXV-1974/ Method of Measurement of Building & Civil Engg Works –B.I.S.
3. Estimation, Costing and Specifications, M. Chakraborti; Laxmipublications.
4. National BuildingCode



JAWAHARLAL NEHRU TECHNOLOGICAL UNIVERSITY: KAKINADA
KAKINADA – 533 003, Andhra Pradesh, India

DEPARTMENT OF CIVIL ENGINEERING

IV Year – II Semester		L	T	P	C
		3	0	0	3
PROGRAM ELECTIVE – IVa). Finite Element Methods					

Course Learning Objectives:

The objective of this course is:

Equip students with fundamentals of Finite Element Analysis

- Enable students to formulate design problems into FEA.
- Enable students to solve Boundary value problems using FEM

Course Outcomes:

Upon completion of the course, the student will be able to

- Solve simple boundary value problems using Numerical technique of Finite element method
- Develop finite element formulation of one and two dimensional problems and solve.
- Assemble Stiffness matrices, apply boundary conditions and solve for displacements
- Compute Stresses and Strains and interpret the result.

SYLLABUS:

UNIT-I Introduction:

Principles of Elasticity- Equilibrium Equations- Strain Displacement relationships- Constitutive relationship for plane stress, plane strain and axis-symmetric bodies of revolution with axis-symmetric loading.

Stiffness method- Principle of Stationary potential energy- Potential energy of an elastic body- Rayleigh-Ritz method of functional approximation.

UNIT-II: Finite Element formulation of truss element: Stiffness matrix- properties of stiffness matrix – Selection of approximate displacement functions- solution of a plane truss- transformation matrix- Galerkin's method for 1-D truss – Computation of stress in a truss element.

UNIT-III Finite element formulation of Beam elements: Beam stiffness- beam stiffness matrix- Examples on Analysis of beams Subjected to Concentrated and Distributed loading.

UNIT-IV Finite element formulation for plane stress and plane strain problems- Derivation of CST and LST stiffness matrix and equations-treatment of body and surface forces



JAWAHARLAL NEHRU TECHNOLOGICAL UNIVERSITY: KAKINADA
KAKINADA – 533 003, Andhra Pradesh, India

DEPARTMENT OF CIVIL ENGINEERING

UNIT-V Iso-parametric Formulation: Isoparametric bar element- plane bilinear isoparametric element – quadratic plane element - shape functions, evaluation of stiffness matrix, consistent nodal load vector - Gauss quadrature for performing numerical integrations.

Text Books

1. Introduction to Finite Elements in Engineering, Tirupati R. Chandrupatla, Ashok D. Belgundu, PHIpublications.
2. A first course in the Finite Element Method, Dary L. Logan, ThomsonPublications.

Références:

1. Concepts and applications of Finite Element Analysis, Robert D. Cook, Michael E Plesha, John Wiley & sonsPublication
2. Introduction to Finite Element Method, Desai & Abel CBSPublications



JAWAHARLAL NEHRU TECHNOLOGICAL UNIVERSITY: KAKINADA
KAKINADA – 533 003, Andhra Pradesh, India

DEPARTMENT OF CIVIL ENGINEERING

IV Year – II Semester	L	T	P	C
	3	0	0	3
PROGRAM ELECTIVE – IV b). Design & Drawing of Irrigation Structures				

Course Learning Objectives:

To understand design principle of various irrigation structures

Course Outcomes:

At the end of the course the student will be able to To design various irrigation structures.

SYLLABUS:

Design and drawing of

1. Surplusweir
2. Tank sluice with a towerhead
3. Canal drop-Notchtype
4. Canalregulator
5. Undertunnel
6. Syphon aqueduct type III

Final Examination pattern: Any two question of the above six designs may be asked out of which the candidated has to answer one question. The duration of the examination is three hours.

Text Books:

1. Water Resources Engineering – Principles and Practice by C. Satyanarayana Murthy, New age International Publishers.

Reference:

1. Irrigation Engineering and Hydraulic Structures, S. K. Garg, Standard BookHouse.
2. Irrigation and Water Power Engineering, B. C Punmia& Lal, Lakshmi Publications Pvt. Ltd., NewDelhi.



JAWAHARLAL NEHRU TECHNOLOGICAL UNIVERSITY: KAKINADA
KAKINADA – 533 003, Andhra Pradesh, India

DEPARTMENT OF CIVIL ENGINEERING

IV Year – II Semester		L	T	P	C
		3	0	0	3
PROGRAM ELECTIVE – IV c). Soil Dynamics and Machine Foundations					

Course Learning Objectives:

The basic course in soil mechanics/geotechnical engineering generally introduces the fundamental concepts, principles and applications of soil as engineering material with properties under static loading.

This course on ‘Soil Dynamics’ discusses

1. To calculate the fundamental vibration parameters.
2. To analyse the vibrations of machine foundations.
3. To determine the dynamic properties of soils.
4. To decide the suitable type of machine foundation and its design aspects.
5. To select the suitable vibration isolation method for machine foundations and liquefaction mitigation methods.

Course Outcomes:

On successful completion of these course, the student able to

- a. Use theory of vibrations to find the behavior of soil under dynamic loading.
- b. Design machine foundations under different loads and soil conditions.
- c. Understand the liquefaction phenomena.
- d. Conduct various laboratory and filed tests to determine the dynamic soil prosperities and its interpretation.
- e. Design vibration isolators under any vibratory machines.

SYLLABUS:

UNIT-I

Introduction: Types of motion- SHM- Fundamental definitions- SDOF systems- Free and forced vibration with and without damping - Constant force and rotating mass type excitation –Types of damping-Equivalent stiffness of springs in series and parallel. – Resonance and its effect - magnification-logarithmic decrement –Transmissibility.

UNIT-II

Theories of Vibration Analysis- EHS Theory and lumped parameter model- Different modes of vibration- Natural frequency of foundation soil system – Barkan and IS methods – Pressure bulb concept – Reisner Theory – Limitations of Reisner theory – Sung’s solutions -- Pauw’s Analogy – Heigh’s Theory.



JAWAHARLAL NEHRU TECHNOLOGICAL UNIVERSITY: KAKINADA
KAKINADA – 533 003, Andhra Pradesh, India

DEPARTMENT OF CIVIL ENGINEERING

UNIT-III

Dynamic properties of soils, Determination of E, G and Poissons ratio from field and laboratory tests, recommendations of Indian codes- Stress waves in bounded elastic medium- Use of wave theory in the determination of elastic properties, Elastic coefficients of soils and their determination- damping factor from free and forced vibration tests.– Block vibration test – Determination of Damping factor.

UNIT-IV

Types of machine foundations – general requirements design – criteria for machine foundations, permissible amplitudes and bearing pressure

Design data, design criteria, IS code provisions for the design foundations of reciprocating machines.

Design data, design criteria, IS code provisions for the design foundations of Impact type of machines.

UNIT-V

Vibration Isolation: Transmissibility, Principles of isolation- Methods of isolation- Vibration isolators- Types and their characterizes

Special Topics: Liquefaction of soils, CSR, CRR, Factor of safety against liquefaction - Dynamic bearing capacity, Earth retaining structures under dynamic loads

TEXT BOOK:

1. ‘Vibrations of Soils and Foundations’ by Richart Hall and Woods

REFERENCES:

1. ‘Vibration Analysis and Foundation Dynamics’ by NSV Kameswara Rao, Wheeler Publishing, New Delhi.
2. ‘Foundations of Machines- Analysis and Design’ by Prakash and Puri



JAWAHARLAL NEHRU TECHNOLOGICAL UNIVERSITY: KAKINADA
KAKINADA – 533 003, Andhra Pradesh, India

DEPARTMENT OF CIVIL ENGINEERING

IV Year – II Semester		L	T	P	C
		3	0	0	3
PROGRAM ELECTIVE – IV d). Road Safety Engineering					

Course Objectives:

1. This module on the fundamental of traffic engineering & some of the statistics methods to analysis the traffic safety.
2. The accident interrogations & risk involved with measures to identity the causes are dealt.
3. The role of road safety in planning the urban infrastructures design is discussed.
4. The various traffic management systems for safety & safety improvement strategies are dealt.

Course Outcomes:

The student is able to

- a) To understand fundamental of Traffic Engg.
- b) To investigate & determine the collective factors & remedies of accident involved.
- c) To design & planning various road geometrics.
- d) To massage the traffic system from road safety point of view.

SYLLABUS

UNIT I

Introduction to safety:

Road accidents, Trends, causes, Collision diagrams; Highway safety; Human factors and road user limitations; Speed and its effect on road safety; Vehicle factors; Highway safety in India. Multi-causal dynamic systems approach to safety; Crash Vs Accident; Road safety improvement strategies; Elements of a road safety plan, Safety data Needs; Safe vehicle design.

UNIT II

Statistical Interpretation and Analysis of Crash Data:

Before-after methods in crash analysis, Recording of crash data; Accident Investigation and Analysis; Statistical testing and the role of chance; Black Spot Identification and Investigations, Case Studies.

UNIT III

Road Safety Audits:

Key elements of a road safety audit, Road Safety Audits & Investigations, Work zone safety audit; Crash investigation and analysis, Methods for identifying hazardous road locations, Case Studies.

UNIT IV

Crash Reconstruction:

Describe the basic information that can be obtained from the roadway surface, Understand basic physics related to crash reconstruction, speed for various skid, friction, drag, and



JAWAHARLAL NEHRU TECHNOLOGICAL UNIVERSITY: KAKINADA
KAKINADA – 533 003, Andhra Pradesh, India

DEPARTMENT OF CIVIL ENGINEERING

acceleration scenarios, variables involved in jump and flip crashes, variables involved in pedestrian crashes, Case Studies.

UNIT V

Mitigation Measures:

Accident prevention by better planning, Accident prevention by better design of roads, Crash Countermeasures, Highway operation and accident control measures, Highway Safety Measures during construction, Highway geometry and safety; Safety in urban areas; Public transport and safety; Road safety policy making, Stakeholders involvement; Road safety law.

TEXT BOOKS:

1. Institute of Transportation Engineers (ITE), The Traffic Safety Toolbox: A Primer on Traffic Safety, ITE, 1999.
Towards Safe Roads in Developing country, TRL – ODA, 2004.

REFERENCES:

1. Athelstan Popkess, Traffic Control and Road Accident Prevention, Chapman and Hall, 1997 (Digitized 2008)
2. Ezra Hauer, Observational Before-After Studies in Road Safety, Pergamon Press, 1997 (reprinted 2002).
3. Geetam Tiwari and Dinesh Mohan, Transport Planning and Traffic Safety: Making Cities, Roads, and Vehicles Safer, CRC Press, 2016.



JAWAHARLAL NEHRU TECHNOLOGICAL UNIVERSITY: KAKINADA
KAKINADA – 533 003, Andhra Pradesh, India

DEPARTMENT OF CIVIL ENGINEERING

IV Year – II Semester		L	T	P	C
		3	0	0	3
PROGRAM ELECTIVE – IV e). Disaster Management & Mitigation					

Course Objectives:

The objectives of the course are

1. To Understand basic concepts in Disaster Management
2. To Understand Definitions and Terminologies used in Disaster Management
3. To Understand Types and Categories of Disasters
4. To Understand the Challenges posed by Disasters
5. To understand Impacts of Disasters Key Skills

Course Outcomes:

The student will develop competencies in

- a) the application of Disaster Concepts to Management
- b) Analyzing Relationship between Development and Disasters.
- c) Ability to understand Categories of Disasters and
- d) realization of the responsibilities to society

SYLLABUS

UNIT I:

Introduction - Concepts and definitions: disaster, hazard, vulnerability, resilience, risks severity, frequency and details, capacity, impact, prevention, mitigation.

UNIT II

Disasters- Disasters classification; natural disasters (floods, draught, cyclones, volcanoes, earthquakes, tsunami, landslides, coastal erosion, soil erosion, forest fires etc.); manmade disasters (industrial pollution, artificial flooding in urban areas, nuclear radiation, chemical spills, transportation accidents, terrorist strikes, etc.); hazard and vulnerability profile of India, mountain and coastal areas, ecological fragility.

UNIT III

Disaster Impacts- Disaster impacts (environmental, physical, social, ecological, economic, political, etc.); health, psycho-social issues; demographic aspects (gender, age, special needs); hazard locations; global and national disaster trends; climate change and urban disasters.

UNIT IV

Disaster Risk Reduction (DRR) - Disaster management cycle – its phases; prevention, mitigation, preparedness, relief and recovery; structural and non-structural measures; risk analysis, vulnerability and capacity assessment; early warning systems, Post disaster environmental response (water, sanitation, food safety, waste management, disease control, security, communications); Roles and responsibilities of government, community, local institutions, NGOs and other stakeholders; Policies and legislation for disaster risk reduction, DRR programmes in India and the activities of National Disaster Management Authority.



JAWAHARLAL NEHRU TECHNOLOGICAL UNIVERSITY: KAKINADA
KAKINADA – 533 003, Andhra Pradesh, India

DEPARTMENT OF CIVIL ENGINEERING

IV Year – II Semester		L	T	P	C
		3	0	0	3
PROGRAM ELECTIVE – Va). Advanced Structural Analysis					

Course Learning Objectives:

The objective of this courses:

- Familiarize Students with Different types of Structures
- Equip student with concepts of Arches
- Understand Concepts of lateral Load analysis
- Familiarize Cables and Suspension Bridges
- Understand Analysis methods Moment Distribution, Kani's Method and Matrix methods

Course Outcomes:

At the end of this course; the student will be able to

- Differentiate Determinate and Indeterminate Structures
- Carryout lateral Load analysis of structures
- Analyze Cable and Suspension Bridge structures
- Analyze structures using Moment Distribution, Kani's Method and Matrix methods

SYLLABUS:

UNIT – I Energy Theorems: Introduction-Strain energy in linear elastic system, expression of strain energy due to axial load, bending moment and shear forces - Castigliano's first theorem-Deflections of simple beams and pin jointed plane trusses.

INDETERMINATE TRUSSES: Determination of static and kinematic indeterminacies – Analysis of trusses having single and two degrees of internal and external indeterminacies –Castigliano's second theorem.

UNIT II

Three Hinged Arches: Elastic theory of arches – Eddy's theorem – Determination of horizontal thrust, bending moment, normal thrust and radial shear – effect of temperature. Hinges with supports at different levels.

Two Hinged Arches: Determination of horizontal thrust, bending moment, normal thrust and radial shear – Rib shortening and temperature stresses, Tied arches – Fixed arches – (No analytical question).



JAWAHARLAL NEHRU TECHNOLOGICAL UNIVERSITY: KAKINADA
KAKINADA – 533 003, Andhra Pradesh, India

DEPARTMENT OF CIVIL ENGINEERING

IV Year – II Semester		L	T	P	C
		3	0	0	3
PROGRAM ELECTIVE – V b). Urban Hydrology					

Course Learning Objectives:

The course is designed to:

- appreciate the impact of urbanization on catchment hydrology
- understand the importance of short duration rainfall runoff data for urban hydrology studies.
- learn the techniques for peak flow estimation for storm water drainage system design.
- understand the concepts in design of various components of urban drainage systems
- learn some of the best management practices in urban drainage.
- understand the concepts of preparation master urban drainage system

Course Outcomes

At the end of the course the student will be able to

- develop intensity duration frequency curves for urban drainage systems
- develop design storms to size the various components of drainage systems.
- apply best management practices to manage urban flooding.
- prepare master drainage plan for an urbanized area.

SYLLABUS:

UNIT I

Introduction: Urbanisation and its effect on water cycle – urban hydrologic cycle – trends in urbanisation – Effect of urbanisation on hydrology

Precipitation Analysis: Importance of short duration of rainfall and runoff data, methods of estimation of time of concentration for design of urban drainage systems, Intensity-Duration - Frequency (IDF) curves, design storms for urban drainage systems.

UNIT II

Approaches to urban drainage: Time of concentration, peak flow estimation approaches, rational method, NRCS curve number approach, runoff quantity and quality, wastewater and stormwater reuse, major and minor systems.

UNIT III

Elements of drainage systems: Open channel, underground drains, appurtenances, pumping, source control.



JAWAHARLAL NEHRU TECHNOLOGICAL UNIVERSITY: KAKINADA
KAKINADA – 533 003, Andhra Pradesh, India

DEPARTMENT OF CIVIL ENGINEERING

UNIT IV

Analysis and Management: Stormwater drainage structures, design of stormwater network- Best Management Practices–detention and retention facilities, swales, constructed wetlands, models available for stormwater management.

UNIT V

Master drainage plans: Issues to be concentrated upon – typical urban drainage master plan, interrelation between water resources investigation and urban planning processes, planning objectives, comprehensive planning , use of models in planning

Text Books:

1. Geiger W.F., Marsalek, W.J. Rawls and F. C. Zuidema, (1987 - 2 volumes), UNESCO, Manual on Drainage in Urbanised Area
2. Hall M J (1984), Elsevier Applied Science Publisher. Urban Hydrology
3. Wanielista M P and Eaglin (1997), Wiley and Sons, Hydrology – Quantity and Quality Analysis,
4. Akan A.O and R.L. Houghtalen (2006), Wiley International, Urban Hydrology, Hydraulics and Stormwater Quality: Engineering Applications and Computer Modelling,

References:

1. Stormwater Detention for Drainage, Stahre P and Urbonas B (1990), Water Quality and CSO Management, Prentice Hall.
2. Urban water cycle processes and interactions, Marsalek et. al. (2006), Publication No. 78, UNESCO, Paris (<http://www.bvsde.paho.org/bvsacd/cd63/149460E.pdf>)
3. Frontiers in Urban Water Management – Deadlock or Hope, by Maksimovic C and J A Tejada-Guibert (2001), IWA Publishing



JAWAHARLAL NEHRU TECHNOLOGICAL UNIVERSITY: KAKINADA
KAKINADA – 533 003, Andhra Pradesh, India

DEPARTMENT OF CIVIL ENGINEERING

IV Year – II Semester	L	T	P	C
	3	0	0	3
PROGRAM ELECTIVE – V c). Ground Improvement Techniques				

Course Learning Objectives:

The objective of this course is:

1. To make the student appreciate the need for different ground improvement methods adopted for improving the properties of remoulded and in-situ soils by adopting different techniques such as in situ densification and dewatering methods.
2. To make the student understand how the reinforced earth technology and soil nailing can obviate the problems posed by the conventional retaining walls.
3. To enable the students to know how geotextiles and geosynthetics can be used to improve the engineering performance of soils.
4. To make the student learn the concepts, purpose and effects of grouting.

Course Outcomes:

- a. By the end of the course, the student should be able to possess the knowledge of various methods of ground improvement and their suitability to different field situations.
- b. The student should be in a position to design a reinforced earth embankment and check its stability.
- c. The student should know the various functions of Geosynthetics and their applications in Civil Engineering practice.
- d. The student should be able to understand the concepts and applications of grouting.

SYLLABUS:

UNIT- I

In situ densification methods- in situ densification of granular soils- vibration at ground surface and at depth, impact at ground and at depth – in situ densification of cohesive soils – pre loading – vertical drains – sand drains and geo drains – stone columns.

UNIT -II

Dewatering – sumps and interceptor ditches – single and multi stage well points – vacuum well points – horizontal wells – criteria for choice of filler material around drains – electro osmosis

UNIT- III

Stabilization of soils – methods of soil stabilization – mechanical – cement – lime – bitumen and polymer stabilization – use of industrial wastes like fly ash and granulated blast furnace slag.
 Grouting – objectives of grouting – grouts and their applications – methods of grouting – stage of grouting – hydraulic fracturing in soils and rocks – post grout tests. Introduction to Liquefaction & its effects & applications.



JAWAHARLAL NEHRU TECHNOLOGICAL UNIVERSITY: KAKINADA
KAKINADA – 533 003, Andhra Pradesh, India

DEPARTMENT OF CIVIL ENGINEERING

IV Year – II Semester		L	T	P	C
		3	0	0	3
PROGRAM ELECTIVE – V d). Pavement Management Systems					

Course Learning Objectives:

1. To know various components and functions of pavement management systems
2. To know various pavement serviceability concepts and deterioration models
3. To know various functional and structural evaluation methods
4. To study design alternatives, rehabilitation and maintenance of pavements
5. To study the role of expert systems in pavement management

Course Outcomes:

At the end of the course, student will be able to

- a) Understand the features and functions of pavement management systems
- b) Assess pavement performance by observing different models
- c) Evaluate the pavement functionally and structurally
- d) Identify and select suitable design strategies and decide the maintenance and rehabilitation measures required for a given pavement
- e) Acquire knowledge of expert systems for managing pavements

SYLLABUS

UNIT-I

Introduction: Definition -Components of Pavement Management Systems, Essential features. Pavement Management Levels and functions: Ideal PMS- Network and Project levels of PMS- Influence Levels- PMS Functions- Function of Pavement evaluation.

UNIT-II

Pavement Performance: Serviceability Concepts- roughness-Roughness Components-Equipment- IRI -modeling techniques, structural condition deterioration models, mechanistic and empirical models, HDM and other models, comparison of different deterioration models.

UNIT-III

Pavement Evaluation:

Functional Evaluation: Functional and Structural deterioration models, unevenness prediction models and other models, comparison. Case studies. Equipments

Structural Evaluation: - Basics- NDT and Analysis—Condition Surveys-Distress-Destructive Structural Analysis- Application in Network and Project Levels



JAWAHARLAL NEHRU TECHNOLOGICAL UNIVERSITY: KAKINADA
KAKINADA – 533 003, Andhra Pradesh, India

DEPARTMENT OF CIVIL ENGINEERING

IV Year – II Semester		L	T	P	C
		3	0	0	3
PROGRAM ELECTIVE – V e). Low-Cost Housing					

SYLLABUS

UNIT – I

Housing Scenario Status of urban housing- Status of Rural Housing,
 Housing Finance: Introducing- Existing finance system in India- Government role as facilitator
 Status at Rural Housing Finance- Impedimently in housing finance and related issues

UNIT- II

Land Use and Physical Planning for Housing:

Planning of urban land- Urban land ceiling and regulation act- Effectincey of building bye laws - Residential Densities

Housing the Urban Poor: Living conditions in slums- Approaches and strategies for housing urban poor

UNIT-III

Development and Adopt on of Low-Cost Housing Technology

Adoption of innovative cost effective construction techniques- Adoption of precast elements in partial prefabrication- Adopting of total prefabrication of mass housing in India- General remarks on pre cast rooting/flooring systems- Economical wall system- Single Brick thick loading bearing wall- 19cm thick load bearing masonry walls- Half brick thick load bearing wall-Fly ash, gypsum thick for masonry- Stone Block masonry- Adoption of precast R.C. plank and join system for roof/floor in the building

Alternative Building Materials for Low Cost Housing: Substitute for scarce materials- Ferro cement- Gypsum boards- Timber substitutions- Industrial wastes- Agricultural wastes

UNIT- IV

Low Cost Infrastructure Services

Present status- Technological options- Low cost sanitation's- Domestic wall- Water supply energy

Rural Housing: Introduction- traditional practice of rural housing continuous- Mud Housing technology- Mud roofs- Characteristics of mud- Fire resistant treatment for thatched roof- Soil stabilization- Rural Housing programs

UNIT-V

Housing in Disaster Prone Areas

Earthquake- Damages to houses- Traditional Houses in disaster prone areas Type of Damages and Railways of non-engineered buildings- Repair and restore action of earthquake Damaged non-engineered buildings recommendations for future constructions- Requirements of structural safety of thin precast roofing units against - Earthquake forces- Status of R&D in earthquake strengthening measures- Floods- cyclone- future safety



JAWAHARLAL NEHRU TECHNOLOGICAL UNIVERSITY: KAKINADA
KAKINADA – 533 003, Andhra Pradesh, India

DEPARTMENT OF CIVIL ENGINEERING

TEXT BOOKS:

1. Building materials for low –income houses – International council for building research studies and documentation.
2. Modern trends in housing in development countries – A.G. Madhava Rao, D.S. Ramachandra Murthy & G. Annamalai
3. Light weight concrete- Academic Kiado- Rudhai. G – Publishing home of Hungarian Academy of Sciences 1963.

REFERENCE BOOKS:

1. Building Systems for Low Income Housing, Ashok Kumar Jain; Management Publishing House, 1992
2. Hand book of low-cost housing - by A. K. Lal – Newage international publishers.
3. Low Cost Housing in Developing Countries, Guru Charan Mathur; For Centre for Science & Technology of the Non-Aligned and Other Developing Countries, Oxford & IBH Publishing Company, 1993



JAWAHARLAL NEHRU TECHNOLOGICAL UNIVERSITY: KAKINADA
KAKINADA – 533 003, Andhra Pradesh, India

DEPARTMENT OF CIVIL ENGINEERING

IV Year – II Semester		L	T	P	C
		0	0	16	8
PROJECT WORK					

The main objective of the Project work is

- To enable the student, apply engineering knowledge that has been taught all through the programme for solving practical engineering problem.
- To enable the student capable for problem solving / problem shooting.
- To instill and inculcate team spirit/ team work in to the minds of the students.
- To enable/ train the students report making/documentation.
- To provide students an opportunity to use any civil engineering software for their project work.

Outcomes of the Project work.

Up on completion of the Project work, the student will be able to

- Apply all levels of Engineering knowledge in solving the Engineering problems.
- Work together with team spirit.
- Use Civil Engineering software at least one.
- Document the projects



JAWAHARLAL NEHRU TECHNOLOGICAL UNIVERSITY: KAKINADA
KAKINADA – 533 003, Andhra Pradesh, India

DEPARTMENT OF CIVIL ENGINEERING

ALL OPEN ELECTIVES

		L	T	P	C
		3	0	0	3
a) DISASTER MANAGEMENT					

Course Learning Objectives:

The objective of this course is:

1. Develop an understanding of why and how the modern disaster manager is involved with pre-disaster and post-disaster activities.
2. Develop an awareness of the chronological phases of natural disaster response and refugee relief operations. Understand how the phases of each are parallel and how they differ.
3. Understand the ‘relief system’ and the ‘disaster victim.’
4. Describe the three planning strategies useful in mitigation.
5. Identify the regulatory controls used in hazard management.
6. Describe public awareness and economic incentive possibilities.
7. Understand the tools of post-disaster management.

Course Outcomes:

Upon the successful completion of this course, the students will be able to:

- a. Affirm the usefulness of integrating management principles in disaster mitigation work
- b. Distinguish between the different approaches needed to manage pre- during and post- disaster periods
- c. Explain the process of risk management
- d. Relate to risk transfer

SYLLABUS:

UNIT-I

Natural Hazards and Disaster Management: Introduction of DM – Inter disciplinary nature of the subject– Disaster Management cycle – Five priorities for action. Case study methods of the following: Vegetal Cover floods, droughts – Earthquakes – landslides – global warming, cyclones & Tsunamis – Post Tsunami hazards along the Indian coast.

UNIT-II

Man Made Disaster and Their Management Along With Case Study Methods Of The Following: Fire hazards – transport hazard dynamics – solid waste management – post disaster – bio terrorism -threat in mega cities, rail and aircraft accidents, ground water, industries - Emerging infectious diseases and Aids and their management.

UNIT-III

Risk and Vulnerability: Building codes and land use planning – Social Vulnerability – Environmental vulnerability – Macro-economic management and sustainable development, Climate change risk rendition – Financial management of disaster – related losses.



JAWAHARLAL NEHRU TECHNOLOGICAL UNIVERSITY: KAKINADA
KAKINADA – 533 003, Andhra Pradesh, India

DEPARTMENT OF CIVIL ENGINEERING

UNIT-IV

Role of Technology in Disaster Managements: Disaster management for infra structures, taxonomy of infra structure – treatment plants and process facilities-electrical substations- roads and bridges- mitigation programme for earth quakes – flowchart, geospatial information in agriculture drought assessment - Multimedia Technology in disaster risk management and training - Transformable Indigenous Knowledge in disaster reduction – Role of RS & GIS.

UNIT-V

Multi-sectional Issues, Education and Community Preparedness: Impact of disaster on poverty and deprivation - Climate change adaptation and human health - Exposure, health hazards and environmental risk-Forest management and disaster risk reduction -The Red cross and red crescent movement - Corporate sector and disaster risk reduction- Education in disaster risk reduction- Essentials of school disaster education - Community capacity and disaster resilience-Community based disaster recovery - Community based disaster management and social capital-Designing resilience- building community capacity for action.

TEXT BOOKS:

1. An Introduction of Disaster Management- Natural Disasters & Vulnerable Hazards– S.Vaidyanathan: CBS Publishers & Distributors Pvt. Ltd.
2. Natural Hazards & Disaster Management, Vulnerability and Mitigation by RB Singh- Rawat Publications
3. ‘Disaster Science & Management’ by Tushar Bhattacharya, Tata McGraw Hill Education Pvt. Ltd., New Delhi.
4. ‘Disaster Management – Future Challenges and Opportunities’ by Jagbir Singh (2007), I K International Publishing House Pvt. Ltd.

REFERENCE BOOKS:

1. ‘Disaster Management’ edited by H K Gupta (2003), Universities press.
2. ‘Disaster Management – Global Challenges and Local Solutions’ by Rajib shah & R R Krishnamurthy (2009), Universities press.
3. R. Nishith , Singh AK, “ Disaster Management in India : Perspectives, Issues and strategies” New Royal Book Company.”



JAWAHARLAL NEHRU TECHNOLOGICAL UNIVERSITY: KAKINADA
KAKINADA – 533 003, Andhra Pradesh, India

DEPARTMENT OF CIVIL ENGINEERING

		L	T	P	C
		3	0	0	3
b) ENVIRONMENTAL POLLUTION & CONTROL					

Course Learning Objectives:

The objective of this course is:

1. Impart knowledge on fundamental aspects of air pollution & control, noise pollution, and solid waste management.
2. Provide basic knowledge on sustainable development.
3. Introduces some basics of sanitation methods essential for protection of community health.
4. Provide basic knowledge on solid waste management.

Course Learning Outcomes:

By the end of successful completion of this course, the students will be able to:

- a. Identify the air pollutant control devices
- b. Have knowledge on the NAAQ standards and air emission standards
- c. Differentiate the treatment techniques used for sewage and industrial wastewater treatment methods.
- d. Understand the fundamentals of solid waste management, practices adopted in his town/village and its importance in keeping the health of the city.
- e. Appreciate the methods of environmental sanitation and the management of community facilities without spread of epidemics.
- f. Appreciate the importance of sustainable development while planning a project or executing an activity.

SYLLABUS:

UNIT – I

Air Pollution: Air pollution Control Methods–Particulate control devices – Methods of Controlling Gaseous Emissions – Air quality standards.

Noise Pollution: Noise standards, Measurement and control methods – Reducing residential and industrial noise – ISO14000.

UNIT –II

Industrial Wastewater Management: – Strategies for pollution control - Volume and Strength reduction – Neutralization – Equalization – Proportioning – Common Effluent Treatment Plants - Recirculation of industrial wastes – Effluent standards.

UNIT – III

Solid Waste Management: Solid waste characteristics – basics of on-site handling and collection – separation and processing – Incineration-Composting-Solid waste disposal methods – fundamentals of Land filling.



JAWAHARLAL NEHRU TECHNOLOGICAL UNIVERSITY: KAKINADA
KAKINADA – 533 003, Andhra Pradesh, India

DEPARTMENT OF CIVIL ENGINEERING

UNIT – IV

Environmental Sanitation: Environmental Sanitation Methods for Hostels and Hotels, Hospitals, Swimming pools and public bathing places, social gatherings (melas and fares), Schools and Institutions, Rural Sanitation-low cost waste disposal methods.

UNIT- V

Sustainable Development: Definition- elements of sustainable developments -Indicators of sustainable development- Sustainability Strategies- Barriers to Sustainability–Industrialization and sustainable development – Cleaner production in achieving sustainability- sustainable development.

TEXT BOOKS:

1. Environmental Engineering, by Ruth F. Weiner and Robin Matthews – 4th Edition Elsevier, 2003.
3. Environmental Science
- 4.
5. and Engineering by J.G. Henry and G.W. Heinke – Pearson Education.
3. Environmental Engineering by Mackenzie L Davis & David A Cornwell. McGraw Hill Publishing.

REFERENCES:

1. Air Pollution and Control by M.N. Rao & H.N. Rao
2. Solid Waste Management by K. Sasi Kumar, S.A. Gopi Krishna. PHI New Delhi.
3. Environmental Engineering by Gerard Kiley, Tata McGraw Hill.
4. Industrial Water Pollution Control by Nemerow Jr., McGraw Hill Publishing.
5. Unit Operations and Processes in Environmental Engineering by Reynolds. Richard – Cengage Learning.
6. Environmental Engineering by D. Srinivasan, PHI Learning Private Limited, New Delhi, 2011.
7. Environmental Engineering – Howard S. Peavy, Donald R. Rowe, Teorge George Tchobanoglus – Mc-Graw-Hill Book Company, New Delhi, 1985.



JAWAHARLAL NEHRU TECHNOLOGICAL UNIVERSITY: KAKINADA
KAKINADA – 533 003, Andhra Pradesh, India

DEPARTMENT OF CIVIL ENGINEERING

		L	T	P	C
		3	0	0	3
c) ELEMENTS OF CIVIL ENGINEERING					

COURSE OBJECTIVES:

The objectives of this course are to make students to learn about

1. basics of Civil Engineering concepts
2. the surveying, elevations and mapping
3. the construction materials and elements
4. water resource development

COURSE OUTCOMES:

At the end of the course the student is familiar

- a) basics of Civil Engineering concepts
- b) the surveying the elevations and mapping
- c) the construction materials and elements
- d) water resource development and
- e) overall infrastructure development

SYLLABUS

Unit I

Scope of Civil Engineering: Introduction: Impact of Infrastructural Development on the Economy of a Country, Role of Civil Engineers, Importance of Planning, Scheduling and Construction Management.

Surveying:

Introduction: Surveying and levelling, Object and uses, Primary divisions, Fundamental principles, Classification of surveying, Plans and maps, Scales, Units of measure.

Unit II:

Compass surveying:

Types and uses of compass, Bearings, Whole Circle Bearings, and Reduced Bearings, Computation of angles; Meridians; declinations and dip of needle; Local attraction; compass surveying field work.

Elevation measurements:

Levelling, object and uses, terms used in levelling, levelling instruments, methods of levelling, recording and methods of reducing, errors in levelling, contours; characteristics and applications.

Modern Tools of Surveying and Mapping:

Introduction to Theodolite, Electronic Distance Measurement Instruments, Total Station, Global Positioning System, Remote Sensing and Geographic Information System.



JAWAHARLAL NEHRU TECHNOLOGICAL UNIVERSITY: KAKINADA
KAKINADA – 533 003, Andhra Pradesh, India

DEPARTMENT OF CIVIL ENGINEERING

		L	T	P	C
		3	0	0	3
d) GREEN TECHNOLOGY					

Course Learning Objectives:

The objective of this course is:

1. To present different concepts of green technologies.
2. To acquire principles of Energy efficient technologies.
3. To impart knowledge on the methods of reducing CO₂ levels in atmosphere.
4. To gain knowledge of the importance of life cycle assessment
5. To learn the importance of green fuels and its impact on environment.

Course Learning Outcomes

Upon successful completion of this course, the students will be able to:

- Enlist different concepts of green technologies in a project
- Understand the principles of Energy efficient technologies
- Estimate the carbon credits of various activities
- Identify the importance of life cycle assessment
- Recognize the benefits of green fuels with respect to sustainable development.

SYLLABUS:

UNIT- I

Introduction: Green Technology – definition- Importance – Historical evolution – advantages and disadvantages of green technologies-factors affecting green technologies- Role of Industry, Government and Institutions – Industrial Ecology – role of industrial ecology in green technology.

Cleaner Production (CP): Definition – Importance – Historical evolution - Principles of Cleaner Production–Benefits–Promotion – Barriers – Role of Industry,

UNIT- II

Cleaner Production Project Development and Implementation:

Government and Institutions – clean development mechanism, reuse, recovery, recycle, raw material substitution-Wealth from waste, case studies.

Overview of CP Assessment Steps and Skills, Process Flow Diagram, Material Balance, CP Option Generation – Technical and Environmental Feasibility analysis – Economic valuation of alternatives - Total Cost Analysis – CP Financing – Preparing a Program Plan – Measuring Progress- ISO 14000.

UNIT- III

Pollution Prevention and Cleaner Production Awareness Plan – Waste audit – Environmental Statement, carbon credit, carbon sequestration, carbon trading, Life Cycle Assessment - Elements of LCA – Life Cycle Costing – Eco Labelling.

UNIT -IV

Availability and need of conventional energy resources, major environmental problems related to the conventional energy resources, future possibilities of energy need and availability. Non-conventional energy sources: Solar Energy-solar energy conversion technologies and devices, their principles, working and application.



JAWAHARLAL NEHRU TECHNOLOGICAL UNIVERSITY: KAKINADA
KAKINADA – 533 003, Andhra Pradesh, India

DEPARTMENT OF CIVIL ENGINEERING

		L	T	P	C
		3	0	0	3
e) SMART CITIES					

Course Objectives:

The course aims towards

1. developing a sensitization
2. skills to understand
3. applicability of Inclusive urban planning and
4. improving towards the sustainable development.

Course Outcome:

After learning the course

The students should be able to:

- a) Understand the importance
- b) practicing the concept of inclusive urban planning
- c) will have sensitization towards implementing contributions in sustainable development.

SYLLABUS

Unit – I Understanding Inclusive Planning:

Definition and components; urban consultations; basic principles of urban consultation, process of urban consultations; urban strategic planning, good urban governance, subsidiarity, equity, efficiency, transparency and accountability, civic engagement and citizenship, security; valuing difference and working with diversity; liveable cities;

Unit – II Stakeholders profile and needs, access to shelter, services and livelihoods:

Urban Poor, Informal Sector, Gender, Children, Elderly, Disabled, Displaced people, etc.; Slums - dimensions, causative factors, determinants, location characteristics of settlements; Informal sector - growth, characteristics, functions, economic contributions, linkages with formal sector, impact on Urban Development

Unit – III Participatory Planning Process and Policies, Programmes and Legislation:

Methods, role of stakeholders (including civil society organizations), etc.; Related Acts, Five year plans, policies and programmes at various levels.

Unit- IV Smart Cities:

Innovation economy (Innovation in industries, clusters, districts of a city; Knowledge workforce: Education and employment; Creation of knowledge-intensive companies); Urban Infrastructure (Transport, Energy/ Utilities, protection of the environment and safety); Governance (Administration services to citizens, participatory and direct democracy, services to the citizen, quality of life)



JAWAHARLAL NEHRU TECHNOLOGICAL UNIVERSITY: KAKINADA
KAKINADA – 533 003, Andhra Pradesh, India

DEPARTMENT OF CIVIL ENGINEERING

		L	T	P	C
		3	0	0	3
g) TRAFFIC SAFETY					

Course Objectives:

- 1) This module on the fundamentals of traffic engg. & some of the statistical methods to analyse the traffic safety.
- 2) The accident interrogations and risk involved with measures to identify the causes are dealt.
- 3) The role of road safety in planning the urban infrastructures design is discussed.
- 4) Various mitigation measures to prevent the road accidents are dealt.

Course Outcomes: The student is able to

- a) To understand fundamentals of Traffic Engg.
- b) To investigate and determine the collective factors & remedies of accident involved.
- c) To design and plan various road geometrics.
- d) To manage the traffic system from road safety point of view.

UNIT I

Fundamentals of Traffic Engineering:

Basic Characteristics of Motor-Vehicle Traffic, Highway Capacity, Applications of Traffic Control Devices, Traffic Design of Parking Facilities, Traffic Engineering Studies; Statistical Methods in Traffic Safety Analysis – Regression Methods, Poisson Distribution, Chi- Squared Distribution, Statistical Comparisons.

UNIT II

Accident Investigations and Risk Management:

Collection and Analysis of Accident Data, Condition and Collision Diagram, Causes and Remedies, Traffic Management Measures and Their Influence on Accident Prevention, Assessment of Road Safety, Methods to Identify and Prioritize Hazardous Locations and Elements, Determine Possible Causes of Crashes, Crash Reduction Capabilities and Countermeasures, Effectiveness of Safety Design Features, Accident Reconstruction.



JAWAHARLAL NEHRU TECHNOLOGICAL UNIVERSITY: KAKINADA
KAKINADA – 533 003, Andhra Pradesh, India

DEPARTMENT OF CIVIL ENGINEERING

UNIT III

Road Safety in Planning and Geometric Design:

Vehicle And Human Characteristics, Road Design and Road Equipments, Redesigning Junctions, Cross Section Improvements, Reconstruction and Rehabilitation of Roads, Road Maintenance, Traffic Control, Vehicle Design and Protective Devices, Post Accident Care.

UNIT IV

Role of Urban infrastructure design in safety:

Geometric Design of Roads; Design of Horizontal and Vertical Elements, Junctions, At Grade and Grade Separated Intersections, Road Safety in Urban Transport, Sustainable Modes and their safety.

UNIT V

Mitigation Measures:

Accident prevention by better planning, Accident prevention by better design of roads, Crash Countermeasures, Highway operation and accident control measures, Highway Safety Measures during construction, Highway geometry and safety; Safety in urban areas; Public transport and safety; Road safety policy making, Stakeholders involvement; Road safety law, Road safety audit.

TEXT BOOKS:

1. Institute of Transportation Engineers (ITE), The Traffic Safety Toolbox: A Primer on Traffic Safety, ITE, 1999.
Towards Safe Roads in Developing country, TRL – ODA, 2004.
2. Traffic Engineering and Transportation Planning – L.R. Kadiyali, Khanna Publishers
3. Fundamentals of Traffic Engineering, Richardo G Sigua

REFERENCES:

1. Athelstan Popkess, Traffic Control and Road Accident Prevention, Chapman and Hall, 1997 (Digitized 2008)
2. Handbook of Road Safety measures, second Edition, Rune Elvik, Alena Hoye, TrulsVaa, Michael Sorenson
3. Ezra Hauer, Observational Before-After Studies in Road Safety, Pergamon Press, 1997 (reprinted 2002).
4. Geetam Tiwari and Dinesh Mohan, Transport Planning and Traffic Safety: Making Cities, Roads, and Vehicles Safer, CRC Press, 2016
5. Fundamentals of Transportation Engineering – C.S. Papacostas, Prentice Hall India.
6. Transportation Engineering – An Introduction, C.Jotinkhisty, B. Kent Lall
7. Handbook of Road Safety measures, second Edition, Rune Elvik, Alena Hoye, Truls Vaa, Michael Sorenson



JAWAHARLAL NEHRU TECHNOLOGICAL UNIVERSITY: KAKINADA
KAKINADA – 533 003, Andhra Pradesh, India

DEPARTMENT OF CIVIL ENGINEERING

8. Road Safety by NCHRP.

		L	T	P	C
		3	0	0	3
h) GEO-SPATIAL TECHNOLOGIES					

Course Objectives:

1. Understand the various spatial and non-spatial data types, and data base management
 - a. techniques
2. Develop the concepts and professional skills in utility of geospatial techniques
3. Improve the working knowledge of geospatial techniques in field problems

Course Outcomes:

At the end of the course the student will be able to:

- a) Understand the geospatial technology relating to the data acquiring and processing that is associated with geographic locations
- b) Apply Geospatial techniques in the decision support systems useful for decision makers and community services.
- c) Ability to solve the problems related to the natural resource management, environment, urban planning and Infrastructure development, etc.
- d) Able to generate the thematic maps using Geospatial techniques
- e) Apply the concept of Geospatial Techniques to the Civil Engineering problems

SYLLABUS

UNIT –I

Introduction – Basic concepts, socioeconomic challenges, fundamentals of geographical information systems (GIS), history of geographical information system, components of geographical information systems.

Projections and Coordinate Systems – Map definitions, representations of point, line, polygon, common coordinate system, geographic coordinate system, map projections, transformations, map analysis.

UNIT –II

Data Acquisition:Data Types, Spatial, Non-Spatial (Attribute) Data, Data Format – Vector and Raster Data, Manual Digitizing, Scanner, Aerial Photographic Data, Remotely Sensed Data, Digital Data, Cartographic Database, Digital Elevation Data.

Data Management:Data Storage and Maintenance, Data Compression, Data Quality and Standards, Precision, Accuracy, Error – Geometric errors and corrections, Radiometric errors and corrections, types of Systematic and Non-systematic errors.



JAWAHARLAL NEHRU TECHNOLOGICAL UNIVERSITY: KAKINADA
KAKINADA – 533 003, Andhra Pradesh, India

DEPARTMENT OF CIVIL ENGINEERING

UNIT –III

Data Modeling: Spatial Data Analysis, Data Retrieval Query, Simple Analysis, Recode Overlay, Vector Data Model, Raster Data Model, Digital Elevation Model, Cost and Path Analysis, Knowledge Based System.

GIS Analysis and Functions: Organizing data for analysis, analysis function, maintenance and analysis of spatial data, buffer analysis, overlay analysis, transformations, conflation, edge matching and editing, maintenance and analysis of spatial and non-spatial data.

UNIT –IV

Applications of GIS: Environmental and Natural Resource Management, Soil and Water Resources, Agriculture, Land Use Planning, Geology and Municipal Applications, Urban Planning and Project Management, GIS for decision making under Uncertainty, standard GIS packages, Introduction to Global Positioning Systems (GPS) and its applications.

UNIT – V

Introduction to Remote Sensing: General background of Remote Sensing Technology, Objectives and Limitations of Remote Sensing, Electro-Magnetic Radiation, Characteristics, Interaction with Atmosphere and Earth Surface, Remote Sensing Platforms and Sensors, Satellite Characteristics, Digital Image Processing, IRS Series and High Resolution Satellites, Remote Sensing Applications to Watershed Modeling, Environmental Modeling, Urban Planning and Management.

Textbook:

1. Demers, M.N, (2013). '*Fundamentals of Geographic Information Systems*' Wiley India Pvt. Ltd.,
2. Burrough, P. A., and McDonnell R. A. (1998). '*Principles of Geographical Information Systems*. Oxford University Press, New York.
3. Kang-tsung Chang. (2006). '*Introduction to Geographical Information Systems*. Tata McGraw-Hill Publishing Company Ltd., Third Edition, New Delhi.
4. George Joseph, (2013). '*Fundamentals of Remote Sensing*' Universities Press.

References:

1. Sabins F.F. Jr. (1978). '*Remote Sensing Principles and Interpretations*. W.H. Freeman and Company, San Francisco.
2. Tor Bernhardsen. (2002). '*Geographical Information System*. Wiley India (P) Ltd., Third Edition, New Delhi.
3. Hoffman-Wellenhof, B, et al. (1997). '*GPS Theory and Practice*. Fourth Edition, Springer Wein, New York.
4. Lilysand T.M., and Kiefer R.W. (2002). '*Remote Sensing and Image Interpretation*. John Wiley and Sons, Fourth Edition, New York.
5. Choudhury S., Chakrabarti, D., and Choudhury S. (2009). '*An Introduction to Geographic Information Technology*. I.K. International Publishing House (P) Ltd, New Delhi.



JAWAHARLAL NEHRU TECHNOLOGICAL UNIVERSITY: KAKINADA
KAKINADA – 533 003, Andhra Pradesh, India

DEPARTMENT OF CIVIL ENGINEERING

		L	T	P	C
		3	0	0	3
i) WASTEWATER TREATMENT					

Course Learning Objectives:

The course will address the following:

1. Enables the student to distinguish between the quality of domestic and industrial water requirements and wastewater quantity generation.
2. To impart knowledge on selection of treatment methods for industrial wastewater.
3. To know the common methods of treatment in different industries
4. To acquire knowledge on operational problems of effluent treatment plant.

Course Outcomes:

Upon the successful completion of this course, the students will be able to:

- a) Know the quality and quantity of water for various industries and Advanced water treatment methods
- b) Learn the common methods of treatment of wastewaters and Biological treatment methods
- c) Study of methods to reduce impacts of disposal of wasters into environment and CETPs.
- d) Study of methods of treatment of wastewaters from specific industries like steel plants, refineries, and power plants, that imply biological treatment methods
- e) Study of methods of treatment of wastewaters from industries like Aqua, dairy, sugar plants, and distilleries that imply biological treatment methods

SYLLABUS:

UNIT – I

Industrial water Quantity and Quality requirements: Boiler, Cooling, Domestic/Canteen and Process waters for Textiles, Food processing, Dairy, Aqua industry, Sugar mills, Brewery and distillery Industries, Fertilizer industry, Power plants. Advanced water treatment - Adsorption, Reverse Osmosis, Ion Exchange, Ultra filtration, Freezing, elutriation, Removal of Iron and Manganese, Removal of Colour and Odour. Use of Municipal wastewater in Industries.

UNIT – II

Basic theories of Industrial Wastewater Management: Industrial waste survey - Measurement of industrial wastewater Flow-generation rates – Industrial wastewater sampling and preservation of samples for analysis - Wastewater characterization- Toxicity of industrial effluents- Common methods of Treatment of wastewaters - Unit operations and processes- Volume and Strength reduction –Neutralization – Equalization and proportioning- recycling, reuse and resources recovery. Miscellaneous Treatment: Biological treatment of sewage- Primary, secondary and Tertiary treatment of sewage.



JAWAHARLAL NEHRU TECHNOLOGICAL UNIVERSITY: KAKINADA
KAKINADA – 533 003, Andhra Pradesh, India

DEPARTMENT OF CIVIL ENGINEERING

UNIT – III

Industrial wastewater disposal management: Discharges into Sewers, Streams- Oxygen sag curve, Lakes-eutrophication and oceans and associated problems, Land treatment – sewage sickness, Common Effluent Treatment Plants: advantages and suitability, Limitations and challenges- Recirculation of Industrial Wastewaters- Effluent Disposal Method.

UNIT – IV

Process and Treatment of specific Industries-1: Manufacturing Process and origin, characteristics, effects and treatment methods of liquid waste from Steel plants, Fertilizers, Textiles, Paper and Pulp industries, Oil Refineries, Coal and Gas based Power Plants. Case studies.

UNIT – V

Process and Treatment of specific Industries-2: Manufacturing Process and origin, characteristics, effects and treatment methods of liquid waste from Tanneries, Sugar Mills, Distillers, Dairy and Food Processing industries, Aqua industry, Pharmaceutical Plants. Case studies.

Text books

1. Industrial Wastewater Treatment by KVSG Murali Krishna, Paramount Publishers, Visakhapatnam, 2019
2. Wastewater Treatment by M.N. Rao and A.K. Dutta, Oxford & IBH, NewDelhi.
3. Industrial Wastewater treatment by A.D. Patwardhan, PHI Learning, Delhi
4. Wastewater Treatment for Pollution Control and Reuse, by Soli. J Arceivala, Shyam R Asolekar, Mc-Graw Hill, New Delhi; 3rd Edition

References

1. Industrial Water Pollution Control by W. Wesley Eckenfelder, Mc- GrawHill, Third Edition
2. Wastewater Engineering by Metcalf and Eddy Inc., Tata McGrawhill Co., New Delhi
3. Wastewater Treatment- Concepts and Design Approach by G.L. Karia & R.A. Christian, Prentice Hall of India.
4. Unit Operations and Processes in Environmental Engineering by Reynolds. Richard, Cengage Learning.



JAWAHARLAL NEHRU TECHNOLOGICAL UNIVERSITY KAKINADA
KAKINADA – 533 003, Andhra Pradesh, India

DEPARTMENT OF CIVIL ENGINEERING

COURSE STRUCTURE AND SYLLABUS

For UG – R20

B. TECH - CIVIL ENGINEERING

(Applicable for batches admitted from 2020-2021)



JAWAHARLAL NEHRU TECHNOLOGICAL UNIVERSITY KAKINADA

KAKINADA - 533 003, Andhra Pradesh, India



JAWAHARLAL NEHRU TECHNOLOGICAL UNIVERSITY KAKINADA
KAKINADA – 533 003, Andhra Pradesh, India

DEPARTMENT OF CIVIL ENGINEERING

II Year – I SEMESTER

S. No	Course Code	Course Title	L	T	P	Credits
1	BSC301	Mathematics -III (Vector Calculus, Transforms and PDE)	3	0	0	3
2	PCC301	Strength of Materials - I	3	0	0	3
3	PCC302	Fluid Mechanics	3	0	0	3
4	PCC302	Surveying and Geometrics	3	0	0	3
5	PCC303	Highway Engineering	3	0	0	3
6	PCC304	Concrete Technology Lab	0	0	3	1.5
7	PCC305	Highway Engineering Lab	0	0	3	1.5
8	PCC306	Surveying Field Work – I (Lab)	0	0	3	1.5
9	SC301	Skill oriented course*	1	0	2	2
10	MC301	Constitution of India	2	0	0	0
		Total Credits				21.5

II YEAR – II SEMESTER

S. No.	Course Code	Course Title	L	T	P	Credits
1	PC401	Complex Variables and Statistical Methods	3	0	0	3
2	PC402	Strength of Materials -II	3	0	0	3
3	ES401	Hydraulics and Hydraulic Machinery	3	0	0	3
4	PC403	Environmental Engineering	3	0	0	3
5	PC404	Managerial Economics & Financial Analysis	3	0	0	3
6	PC405	Environmental Engineering Lab	0	0	3	1.5
7	PC406	Strength of Material Lab	0	0	3	1.5
8	PC407	Fluid Mechanics & Hydraulics Machinery Lab	0	0	3	1.5
9	SC401	Skill oriented course*	1	0	2	2
		Total Credits				21.5
Honors/ Minor courses (The hours distribution can be 3-0-2 or 3-1-0 also)			3	1	0	4



JAWAHARLAL NEHRU TECHNOLOGICAL UNIVERSITY KAKINADA
KAKINADA – 533 003, Andhra Pradesh, India

DEPARTMENT OF CIVIL ENGINEERING

UNIT – V: Multiple integrals:

(8 hrs)

Double and Triple integrals – Change of order of integration in double integrals – Change of variables to polar, cylindrical and spherical coordinates.

Applications: Finding Areas and Volumes.

Text Books:

1. **B. S. Grewal**, Higher Engineering Mathematics, 44th Edition, Khanna Publishers.
2. **B. V. Ramana**, Higher Engineering Mathematics, 2007 Edition, Tata Mc. Graw Hill Education.

Reference Books:

1. **Erwin Kreyszig**, Advanced Engineering Mathematics, 10th Edition, Wiley-India.
2. **Joel Hass, Christopher Heil and Maurice D. Weir**, Thomas calculus, 14th Edition, Pearson.
3. **Lawrence Turyan**, Advanced Engineering Mathematics, CRC Press, 2013.
4. **Srimantha Pal, S C Bhunia**, Engineering Mathematics, Oxford University Press.



JAWAHARLAL NEHRU TECHNOLOGICAL UNIVERSITY KAKINADA
KAKINADA – 533 003, Andhra Pradesh, India

DEPARTMENT OF CIVIL ENGINEERING

I Year - I Semester		L	T	P	C
		3	0	0	3
COMMUNICATIVE ENGLISH (HSMC1101)					

Introduction

The course is designed to train students in receptive (listening and reading) as well as productive and interactive (speaking and writing) skills by incorporating a comprehensive, coherent and integrated approach that improves the learners' ability to effectively use English language in academic/workplace contexts. The shift is from *learning about the language* to *using the language*. On successful completion of the compulsory English language course/s in B.Tech., learners would be confident of appearing for international language qualification/proficiency tests such as IELTS, TOEFL, or BEC, besides being able to express themselves clearly in speech and competently handle the writing tasks and verbal ability component of campus placement tests. Activity based teaching-learning methods would be adopted to ensure that learners would engage in actual use of language both in the classroom and laboratory sessions.

Course Objectives

- Facilitate effective listening skills for better comprehension of academic lectures and English spoken by native speakers
- Focus on appropriate reading strategies for comprehension of various academic texts and authentic materials
- Help improve speaking skills through participation in activities such as role plays, discussions and structured talks/oral presentations
- Impart effective strategies for good writing and demonstrate the same in summarizing, writing well organized essays, record and report useful information
- Provide knowledge of grammatical structures and vocabulary and encourage their appropriate use in speech and writing

Learning Outcomes

At the end of the module, the learners will be able to

- understand social or transactional dialogues spoken by native speakers of English and identify the context, topic, and pieces of specific information
- ask and answer general questions on familiar topics and introduce oneself/others
- employ suitable strategies for skimming and scanning to get the general idea of a text and locate specific information
- recognize paragraph structure and be able to match beginnings/endings/headings with paragraphs
- form sentences using proper grammatical structures and correct word forms



JAWAHARLAL NEHRU TECHNOLOGICAL UNIVERSITY KAKINADA
KAKINADA – 533 003, Andhra Pradesh, India

DEPARTMENT OF CIVIL ENGINEERING

Unit 1:

Lesson-1: A Drawer full of happiness from “**Infotech English**”, Maruthi Publications

Lesson-2: Deliverance by Premchand from “**The Individual Society**”, Pearson Publications. (Non-detailed)

Listening: Listening to short audio texts and identifying the topic. Listening to prose, prose and conversation.

Speaking: Asking and answering general questions on familiar topics such as home, family, work, studies and interests. Self introductions and introducing others.

Reading: Skimming text to get the main idea. Scanning to look for specific pieces of information.

Reading for Writing: Paragraph writing (specific topics) using suitable cohesive devices; linkers, sign posts and transition signals; mechanics of writing - punctuation, capital letters.

Vocabulary: Technical vocabulary from across technical branches (20) GRE Vocabulary (20) (Antonyms and Synonyms, Word applications) Verbal reasoning and sequencing of words.

Grammar: Content words and function words; word forms: verbs, nouns, adjectives and adverbs; nouns: countables and uncountables; singular and plural basic sentence structures; simple question form - wh-questions; word order in sentences.

Pronunciation: Vowels, Consonants, Plural markers and their realizations

Unit 2:

Lesson-1: Nehru’s letter to his daughter Indira on her birthday from “**Infotech English**”, Maruthi Publications

Lesson-2: Bosom Friend by Hira Bansode from “**The Individual Society**”, Pearson Publications.(Non-detailed)

Listening: Answering a series of questions about main idea and supporting ideas after listening to audio texts, both in speaking and writing.

Speaking: Discussion in pairs/ small groups on specific topics followed by short structured talks. Functional English: Greetings and leave takings.**Reading:** Identifying sequence of ideas; recognizing verbal techniques that help to link the ideas in a paragraph together.

Reading for Writing: Summarizing - identifying main idea/s and rephrasing what is read; avoiding redundancies and repetitions.

Vocabulary: Technical vocabulary from across technical branches (20 words). GRE Vocabulary Analogies (20 words) (Antonyms and Synonyms, Word applications)



JAWAHARLAL NEHRU TECHNOLOGICAL UNIVERSITY KAKINADA
KAKINADA – 533 003, Andhra Pradesh, India

DEPARTMENT OF CIVIL ENGINEERING

Grammar: Use of articles and zero article; prepositions.

Pronunciation: Past tense markers, word stress-di-syllabic words

Unit 3:

Lesson-1: Stephen Hawking-Positivity ‘Benchmark’ from “**Infotech English**”, Maruthi Publications

Lesson-2: Shakespeare’s Sister by Virginia Woolf from “**The Individual Society**”, Pearson Publications.(Non-detailed)

Listening:Listening for global comprehension and summarizing what is listened to, both in speaking and writing.

Speaking: Discussing specific topics in pairs or small groups and reporting what is discussed.Functional English:Complaining and Apologizing.

Reading: Reading a text in detail by making basic inferences - recognizing and interpreting specific context clues; strategies to use text clues for comprehension.Critical reading.

Reading for Writing: Summarizing - identifying main idea/s and rephrasing what is read; avoiding redundancies and repetitions. Letter writing-types, format and principles of letter writing.E-mail etiquette, Writing CV’s.

Vocabulary: Technical vocabulary from across technical branches (20 words). GRE Vocabulary (20 words) (Antonyms and Synonyms, Word applications) Association, sequencing of words

Grammar: Verbs - tenses; subject-verb agreement; direct and indirect speech, reporting verbs for academic purposes.

Pronunciation: word stress-poly-syllabic words.

Unit 4:

Lesson-1: Liking a Tree, Unbowed: Wangari Maathai-biography from “**Infotech English**”, Maruthi Publications

Lesson-2: Telephone Conversation-Wole Soyinka from “**The Individual Society**”, Pearson Publications.(Non-detailed)

Listening: Making predictions while listening to conversations/ transactional dialogues without video (only audio); listening to audio-visual texts.

Speaking: Role plays for practice of conversational English in academic contexts (formal and informal) - asking for and giving information/directions.Functional English: Permissions, Requesting, Inviting.



JAWAHARLAL NEHRU TECHNOLOGICAL UNIVERSITY KAKINADA
KAKINADA – 533 003, Andhra Pradesh, India

DEPARTMENT OF CIVIL ENGINEERING

Reading: Studying the use of graphic elements in texts to convey information, reveal trends/patterns/relationships, communicative process or display complicated data.

Reading for Writing: Information transfer; describe, compare, contrast, identify significance/trends based on information provided in figures/charts/graphs/tables. Writing SOP, writing for media.

Vocabulary: Technical vocabulary from across technical branches (20 words) GRE Vocabulary (20 words) (Antonyms and Synonyms, Word applications) Cloze Encounters.

Grammar: Quantifying expressions - adjectives and adverbs; comparing and contrasting; degrees of comparison; use of antonyms

Pronunciation: Contrastive Stress

Unit 5:

Lesson-1: Stay Hungry-Stay foolish from “**Infotech English**”, Maruthi Publications

Lesson-2: Still I Rise by Maya Angelou from “**The Individual Society**”, Pearson Publications.(Non-detailed)

Listening: Identifying key terms, understanding concepts and interpreting the concepts both in speaking and writing.

Speaking: Formal oral presentations on topics from academic contexts - without the use of PPT slides. Functional English: Suggesting/Opinion giving.

Reading: Reading for comprehension. RAP Strategy Intensive reading and Extensive reading techniques.

Reading for Writing: Writing academic proposals- writing research articles: format and style.

Vocabulary: Technical vocabulary from across technical branches (20 words) GRE Vocabulary (20 words) (Antonyms and Synonyms, Word applications) Coherence, matching emotions.

Grammar: Editing short texts – identifying and correcting common errors in grammar and usage (articles, prepositions, tenses, subject verb agreement)

Pronunciation: Stress in compound words

Prescribed text books for theory for Semester-I:

1. “**Infotech English**”, Maruthi Publications. (Detailed)
2. “**The Individual Society**”, Pearson Publications.(Non-detailed)

Prescribed text book for Laboratory for Semesters-I & II:

1. “**Infotech English**”, Maruthi Publications. (with Compact Disc)



JAWAHARLAL NEHRU TECHNOLOGICAL UNIVERSITY KAKINADA
KAKINADA – 533 003, Andhra Pradesh, India

DEPARTMENT OF CIVIL ENGINEERING

Reference Books:

- Bailey, Stephen. *Academic writing: A handbook for international students*. Routledge, 2014.
- Chase, Becky Tarver. *Pathways: Listening, Speaking and Critical Thinking*. Heinley ELT; 2nd Edition, 2018.
- Skillful Level 2 Reading & Writing Student's Book Pack (B1) Macmillan Educational.
- Hewings, Martin. *Cambridge Academic English (B2)*. CUP, 2012.



JAWAHARLAL NEHRU TECHNOLOGICAL UNIVERSITY KAKINADA
KAKINADA – 533 003, Andhra Pradesh, India

DEPARTMENT OF CIVIL ENGINEERING

Unit-I: Wave Optics

12hrs

Interference: Principle of superposition –Interference of light - Interference in thin films (Reflection Geometry) & applications -Colors in thin films- Newton’s Rings- Determination of wavelength and refractive index.

Diffraction: Introduction - Fresnel and Fraunhofer diffraction - Fraunhofer diffraction due to single slit, double slit - N-slits(Qualitative) – Grating - Dispersive power and resolving power of Grating(Qualitative).

Polarization: Introduction-Types of polarization - Polarization by reflection, refraction and Double refraction - Nicol’s Prism -Half wave and Quarter wave plates.

Unit Outcomes:

The students will be able to

- **Explain** the need of coherent sources and the conditions for sustained interference (L2)
- **Identify** engineering applications of interference (L3)
- **Analyze** the differences between interference and diffraction with applications (L4)
- **Illustrate** the concept of polarization of light and its applications (L2)
- **Classify** ordinary polarized light and extraordinary polarized light (L2)

Unit-II: Lasers and Fiber optics

10hrs

Lasers: Introduction – Characteristics of laser – Spontaneous and Stimulated emissions of radiation – Einstein’s coefficients – Population inversion –Lasing action- Pumping mechanisms – Ruby laser – He-Ne laser - Applications of lasers.

Fiber optics: Introduction –Principle of optical fiber- Acceptance Angle-Numerical Aperture- Classification of optical fibers based on refractive index profile and modes –Propagation of electromagnetic wave through optical fibers - Applications.

Unit Outcomes:

The students will be able to

- **Understand** the basic concepts of LASER light Sources (L2)
- **Apply** the concepts to learn the types of lasers (L3)
- **Identifies** the Engineering applications of lasers (L2)
- **Explain** the working principle of optical fibers (L2)
- **Classify** optical fibers based on refractive index profile and mode of propagation (L2)
- **Identify** the applications of optical fibers in various fields (L2)

UNIT III: Engineering Materials

8hrs

Dielectric Materials: Introduction - Dielectric polarization - Dielectric polarizability, Susceptibility and Dielectric constant - Types of polarizations- Electronic (Quantitative), Ionic (Quantitative) and Orientation polarizations (Qualitative) - Lorentz internal field- Clausius-Mossotti equation- Piezoelectricity.

Magnetic Materials: Introduction - Magnetic dipole moment - Magnetization-Magnetic susceptibility and permeability - Origin of permanent magnetic moment - Classification of magnetic materials: Dia, para, Ferro, antiferro & Ferrimagnetic materials - Domain concept for Ferromagnetism & Domain walls (Qualitative) - Hysteresis - soft and hard magnetic materials- Eddy currents- Engineering applications.



JAWAHARLAL NEHRU TECHNOLOGICAL UNIVERSITY KAKINADA
KAKINADA – 533 003, Andhra Pradesh, India

DEPARTMENT OF CIVIL ENGINEERING

Unit Outcomes:

The students will be able to

- **Explain** the concept of dielectric constant and polarization in dielectric materials (L2)
- **Summarize** various types of polarization of dielectrics (L2)
- **Interpret** Lorentz field and Claussius- Mosotti relation in dielectrics(L2)
- **Classify** the magnetic materials based on susceptibility and their temperature dependence (L2)
- **Explain** the applications of dielectric and magnetic materials (L2)
- **Apply** the concept of magnetism to magnetic devices (L3)

Unit-IV: Acoustics and Ultrasonics

10hrs

Acoustics: Introduction – requirements of acoustically good hall– Reverberation – Reverberation time– Sabine’s formula (Derivation using growth and decay method) - Absorption coefficient and its determination – Factors affecting acoustics of buildings and their remedial measures.

Ultrasonics: Introduction - Properties - Production by magnetostriction and piezoelectric methods – Detection - Acoustic grating - Non Destructive Testing – pulse echo system through transmission and reflection modes - Applications.

Unit Outcomes:

The students will be able to

- **Explain** how sound is propagated in buildings (L2)
- **Analyze** acoustic properties of typically used materials in buildings (L4)
- **Recognize** sound level disruptors and their use in architectural acoustics (L2)
- **Identify** the use of ultrasonics in different fields (L3)

Unit-V: Crystallography and X-ray diffraction

8hrs

Crystallography: Space lattice, Basis, Unit Cell and lattice parameters – Bravais Lattice – crystal systems (3D) – coordination number - packing fraction of SC, BCC & FCC - Miller indices – separation between successive (hkl) planes.

X-ray diffraction: Bragg’s law - X-ray Diffractometer – crystal structure determination by Laue’s and powder methods.

Unit Outcomes:

The students will be able to

- **Classify** various crystal systems (L2)
- **Identify** different planes in the crystal structure (L3)
- **Analyze** the crystalline structure by Bragg’s X-ray diffractometer (L4)
- **Apply** powder method to measure the crystallinity of a solid (L4)

Text books:

1. Engineering Physics – Dr. M.N. Avadhanulu & Dr. P.G. Kshirsagar, S. Chand and Company
2. Engineering physics – D.K. Battacharya and Poonam Tandon, Oxford University press.
3. Engineering Physics by P.K.Palanisamy SciTech publications.

Reference Books:

1. Fundamentals of Physics – Halliday, Resnick and Walker, John Wiley & Sons
2. Engineering Physics – M.R.Srinivasan, New Age Publications
3. Engineering Physics – D K Pandey, S. Chaturvedi, Cengage Learning
4. Engineering Physics - Sanjay D. Jain, D. Sahasrambudhe and Girish, University Press



JAWAHARLAL NEHRU TECHNOLOGICAL UNIVERSITY KAKINADA
KAKINADA – 533 003, Andhra Pradesh, India

DEPARTMENT OF CIVIL ENGINEERING

I Year - I Semester		L	T	P	C
		1	0	4	3
ENGINEERING DRAWING (ESC1101)					

Course Objective: Engineering drawing being the principal method of communication for engineers, the objective is to introduce the students, the techniques of constructing the various types of polygons, curves and scales. The objective is also to visualize and represent the 3D objects in 2D planes with proper dimensioning, scaling etc.

Unit I

Objective: To introduce the students to use drawing instruments and to draw polygons, Engg. Curves.

Polygons: Constructing regular polygons by general methods, inscribing and describing polygons on circles.

Curves: Parabola, Ellipse and Hyperbola by general and special methods, cycloids, involutes, tangents & normals for the curves.

Scales: Plain scales, diagonal scales and vernier scales

Unit II

Objective: To introduce the students to use orthographic projections, projections of points & simple lines. To make the students draw the projections of the lines inclined to both the planes.

Orthographic Projections: Reference plane, importance of reference lines, projections of points in various quadrants, projections of lines, line parallel to both the planes, line parallel to one plane and inclined to other plane.

Projections of straight lines inclined to both the planes, determination of true lengths, angle of inclination and traces.

Unit III

Objective: The objective is to make the students draw the projections of the plane inclined to both the planes.

Projections of planes: regular planes perpendicular/parallel to one reference plane and inclined to the other reference plane; inclined to both the reference planes.

Unit IV

Objective: The objective is to make the students draw the projections of the various types of solids in different positions inclined to one of the planes.

Projections of Solids – Prisms, Pyramids, Cones and Cylinders with the axis inclined to both the planes.

Unit V

Objective: The objective is to represent the object in 3D view through isometric views. The student will be able to represent and convert the isometric view to orthographic view and vice versa.

Conversion of isometric views to orthographic views; Conversion of orthographic views to isometric views.

Computer Aided Design, Drawing practice using Auto CAD, Creating 2D&3D drawings of objects using Auto CAD



JAWAHARLAL NEHRU TECHNOLOGICAL UNIVERSITY KAKINADA
KAKINADA – 533 003, Andhra Pradesh, India

DEPARTMENT OF CIVIL ENGINEERING

Note: In the End Examination there will be no question from CAD.

TEXT BOOKS:

1. Engineering Drawing by N.D. Butt, Chariot Publications
2. Engineering Drawing by Agarwal & Agarwal, Tata McGraw Hill Publishers

REFERENCE BOOKS:

1. Engineering Drawing by K.L.Narayana& P. Kannaiah, Scitech Publishers
2. Engineering Graphics for Degree by K.C. John, PHI Publishers
3. Engineering Graphics by PI Varghese, McGrawHill Publishers
4. Engineering Drawing + AutoCad – K Venugopal, V. Prabhu Raja, New Age

Course Outcome: The student will learn how to visualize 2D & 3D objects.



JAWAHARLAL NEHRU TECHNOLOGICAL UNIVERSITY KAKINADA
KAKINADA – 533 003, Andhra Pradesh, India

DEPARTMENT OF CIVIL ENGINEERING

I Year - I Semester		L	T	P	C
		2	0	2	3
ENGINEERING GEOLOGY Integrated (Theory & Lab) (ESC1102)					

Course Learning Objectives:

The objective of this course is:

- To introduce the course: Engineering Geology to the Civil Engineering graduates.
- To enable the students, understand what minerals and rocks are and their formation and identification.
- To highlight significance/ importance/ role of Engineering Geology in construction of Civil Engineering structures.
- To enable the student, realise its importance and applications of Engineering Geology in Civil Engineering constructions.

Course Outcomes:

Upon the successful completion of this course, the students will be able to:

- Identify and classify the geological minerals
- Measure the rock strengths of various rocks
- Classify and measure the earthquake prone areas to practice the hazard zonation
- Classify, monitor and measure the Landslides and subsidence
- Prepares, analyses and interpret the Engineering Geologic maps
- Analyses the ground conditions through geophysical surveys.
- Test the geological material and ground to check the suitability of civil engineering project construction.
- Investigate the project site for mega/mini civil engineering projects. Site selection for mega engineering projects like Dams, Tunnels, disposal sites etc.

UNIT-I:

Introduction: Branches of Geology, Importance of Geology in Civil Engineering with case studies.

Weathering: Weathering of rocks, Geological agents, weathering process of Rock, Rivers and geological work of rivers.

UNIT-II

Mineralogy and Petrology: Definitions of mineral and rock-Different methods of study of mineral and rock. Physical properties of minerals and rocks for megascopic study for the following minerals and rocks. Common rock forming minerals: Feldspar, Quartz Group, Olivine, Augite, Hornblende, Mica Group, Asbestos, Talc, Chlorite, Kyanite, Garnet, Calcite and ore forming minerals are Pyrite, Hematite, Magnetite, Chlorite, Galena, Pyrolusite, Graphite, Chromite, Magnetite and Bauxite. Classification, structures, textures and forms of Igneous rocks, Sedimentary rocks, Metamorphic rocks, and their megascopic study of granite varieties, (pink, gray, green). Pegmatite, Dolerite, Basalt etc., Shale, Sand Stone, Lime Stone, Laterite, Quartzite, Gneiss, Schist, Marble, Khondalite and Slate.

UNIT-III

Structural Geology: Strike, Dip and Outcrop study of common geological structures associating with the rocks such as Folds, Faults, Joints and Unconformities- parts, types, mechanism and their importance in Civil Engineering.



JAWAHARLAL NEHRU TECHNOLOGICAL UNIVERSITY KAKINADA
KAKINADA – 533 003, Andhra Pradesh, India

DEPARTMENT OF CIVIL ENGINEERING

UNIT-IV

Ground Water: Water table, Cone of depression, Geological controls of Ground Water Movement, Ground Water Exploration Techniques.

Earthquakes and Land Slides: Terminology, Classification, causes and effects, Shield areas and Seismic belts, Richter scale intensity, Precautions of building constructions in seismic areas. Classification of Landslides, Causes and Effects, measures to be taken prevent their occurrence at Landslides.

Geophysics: Importance of Geophysical methods, Classification, Principles of Geophysical study by Gravity method, Magnetic method, Electrical methods, Seismic methods, Radiometric method and Electrical resistivity, Seismic refraction methods and Engineering properties of rocks.

UNIT-V

Geology of Dams, Reservoirs and Tunnels: Types and purpose of Dams, Geological considerations in the selection of a Dam site. Geology consideration for successful constructions of reservoirs, Life of Reservoirs. Purpose of Tunnelling, effects, Lining of Tunnels. Influence of Geology for successful Tunnelling.

TEXT BOOKS:

1. 'Engineering Geology' by Subinoy Gangopadhyay, Oxford University press.
2. 'Engineering Geology' by D. Venkat Reddy, Vikas Publishing House pvt. Ltd, 2013.
3. 'Engineering Geology' by N. Chennkesavulu, Trinity Press (Laxmi Publications), 2nd Edition, 2014.
4. 'Engineering Geology' by Vasudev Kanithi, University Press.

REFERENCES:

1. 'Engineering Geology for Civil Engineers' by P.C. Varghese, PHI learning pvt. Ltd.
2. 'Geology for Engineers and Environmental Society' by Alan E Kehew, person publications, 3rd edition
3. 'Fundamentals of Engineering Geology' by P.G.Bell, B.S.P. Publications, 2012.
4. 'Engineering Geology' by V.Parthesarathi et al., Wiley Publications
5. 'Environmental Geology' by K.S.Valdiya, McGraw Hill Publications, 2nded.

* * *



JAWAHARLAL NEHRU TECHNOLOGICAL UNIVERSITY KAKINADA
KAKINADA – 533 003, Andhra Pradesh, India

DEPARTMENT OF CIVIL ENGINEERING

ENGINEERING GEOLOGY LAB

Syllabus

Course Learning Objectives:

The objective of this course is:

- To identify the Megascopic types of Ore minerals & Rock forming minerals.
- To identify the Megascopic types of Igneous, Sedimentary, Metamorphic rocks.
- To identify the topography of the site & material selection.

Course Outcomes:

Upon the successful completion of this course, the students will be able to:

- Identify Megascopic minerals & their properties.
- Identify Megascopic rocks & their properties.
- Identify the site parameters such as contour, slope & aspect for topography.
- Know the occurrence of materials using the strike & dip problems.

SYLLABUS:

LIST OF EXPERIMENTS

1. Physical properties of minerals: Mega-scope identification of
 - a. Rock forming minerals – Quartz group, Feldspar group, Garnet group, Mica group & Talc, Chlorite, Olivine, Kyanite, Asbestos, Tourmelene, Calcite, Gypsum, etc...
 - b. Ore forming minerals – Magnetite, Hematite, Pyrite, Pyralusite, Graphite, Chromite, etc...
2. Megascopic description and identification of rocks.
 - a) Igneous rocks – Types of Granite, Pegmatite, Gabbro, Dolerite, Syenite, Granite Poryphery, Basalt, etc.
 - b) Sedimentary rocks – Sand stone, Ferruginous sand stone, Lime stone, Shale, Laterite, Conglamorate, etc.
 - c) Metamorphic rocks – Biotite – Granite Gneiss, Slate, Muscovite & Biotiteschist, Marble, Khondalite, etc.
3. Interpretation and drawing of sections for geological maps showing tilted beds, faults, unconformities etc.
4. Simple Structural Geology problems.
5. Bore hole data.
6. Strength of the rock using laboratory tests.
7. Field work – To identify Minerals, Rocks, Geomorphology & Structural Geology.



JAWAHARLAL NEHRU TECHNOLOGICAL UNIVERSITY KAKINADA
KAKINADA – 533 003, Andhra Pradesh, India

DEPARTMENT OF CIVIL ENGINEERING

LAB EXAMINATION PATTERN:

1. Description and identification of FOUR minerals
2. Description and identification of FOUR (including igneous, sedimentary and metamorphic rocks)
3. ONE Question on Interpretation of a Geological map along with a geological section.
4. TWO Questions on Simple strike and Dip problems.
5. Bore hole problems.
6. Project report on geology.

REFERENCES:

1. 'Applied Engineering Geology Practicals' by M T Mauthesha Reddy, New Age International Publishers, 2nd Edition.
2. 'Foundations of Engineering Geology' by Tony Waltham, Spon Press, 3rd edition, 2009.

* * *



JAWAHARLAL NEHRU TECHNOLOGICAL UNIVERSITY KAKINADA
KAKINADA – 533 003, Andhra Pradesh, India

DEPARTMENT OF CIVIL ENGINEERING

I Year - I Semester		L	T	P	C
		0	0	3	1.5
ENGLISH COMMUNICATION SKILLS LAB (HSMC1102)					

TOPICS

UNIT I:

Vowels, Consonants, Pronunciation, Phonetic Transcription, Common Errors in Pronunciation,

UNIT II:

Word stress-di-syllabic words, poly-syllabic words, weak and strong forms, contrastive stress (Homographs)

UNIT III:

Stress in compound words, rhythm, intonation, accent neutralisation.

UNIT IV:

Listening to short audio texts and identifying the context and specific pieces of information to answer a series of questions in speaking.

UNIT V:

Newspapers reading; Understanding and identifying key terms and structures useful for writing reports.

Prescribed text book: “**Infotech English**”, Maruthi Publications.

References:

1. Exercises in Spoken English Part 1,2,3,4, OUP and CIEFL.
2. English Pronunciation in use- Mark Hancock, Cambridge University Press.
3. English Phonetics and Phonology- Peter Roach, Cambridge University Press.
4. English Pronunciation in use- Mark Hewings, Cambridge University Press.
5. English Pronunciation Dictionary- Daniel Jones, Cambridge University Press.
6. English Phonetics for Indian Students- P. Bala Subramanian, Mac Millan Publications.



JAWAHARLAL NEHRU TECHNOLOGICAL UNIVERSITY KAKINADA
KAKINADA – 533 003, Andhra Pradesh, India

DEPARTMENT OF CIVIL ENGINEERING

I Year - I Semester		L	T	P	C
		0	0	3	1.5
ENGINEERING PHYSICS LAB (BSC1103) (For All Non-Circuital Branches like ME, CE, Chemical etc)					

(Any 10 of the following listed experiments)

List of Engineering Physics Experiments

1. Laser: Determination of wavelength using diffraction grating.
1. Young's modulus of given material by Strain gauge method.
2. Study of variation of magnetic field along the axis of a current carrying circular coil by Stewart & Gee's method.
3. Determination of ultrasonic velocity in given liquid (Acoustic grating).
4. Determination of dielectric constant using charging and discharging method.
5. Study the variation of B versus H by magnetizing the magnetic material (B-H curve).
6. Estimation of Planck's constant using photoelectric effect.
7. Rigidity modulus of material of a wire-dynamic method (Torsional pendulum).
8. Determination of numerical aperture and acceptance angle of an optical fiber.
9. Determination of thickness of thin object by wedge method.
10. Determination of radius of curvature of given plano convex lens by Newton's rings.
11. Determination of wavelengths of different spectral lines in mercury spectrum using diffraction grating in normal incidence configuration.
12. Determination of dispersive power of the prism.
13. Sonometer: Verification of laws of string.
14. Measurement of magnetic susceptibility by Kundt's tube method.

References:

1. S. Balasubramanian, M.N. Srinivasan "A Text book of Practical Physics"- S Chand Publishers, 2017.



JAWAHARLAL NEHRU TECHNOLOGICAL UNIVERSITY KAKINADA
KAKINADA – 533 003, Andhra Pradesh, India

DEPARTMENT OF CIVIL ENGINEERING

I Year - I Semester		L	T	P	C
		0	0	3	1.5
BASICS OF CIVIL ENGG. (WORK SHOP) LAB (ESC1103)					

COURSE OBJECTIVES:

- a. To outline the process of identification of various building components and their estimation
- b. To provide knowledge on operation of the various survey instruments used for linear and angular measurements.
- c. To explain the concept of measurement of discharge and velocity in a pipe and density of water
- d. To demonstrate automatic weather station

COURSE OUTCOMES:

Learners at the end of this Laboratory course will be able to

- ❖ Identify various components of a building and give lump-sum estimate.
- ❖ Determine distances and irregular areas using conventional survey instruments like chain, tape, cross-staff and compass
- ❖ Identify different soils
- ❖ Know various traffic signs & signals
- ❖ Determine centre of gravity and moment of inertia of channel and I-sections.
- ❖ Set out a signal room building as per given plan
- ❖ Install simple sanitary filling and find discharge/velocity in a water pipe line as density of water
- ❖ Know to the process of making cement mortar / concrete for nominal mix

LIST OF EXPERIMENTS

1. Demonstration on usage of chain
2. Ranging – offsets – chain-age
3. To find the area of an irregular polygon using chain by using horizontal measurements
4. Determination of bearings and included angles with prismatic compass.
5. Demonstration on various Building materials used in construction
6. Estimation of quantity of bricks, concrete, wood, paint for the given single room building
7. Masonry work hands – on practice work deferent types of bonds in brick masonry
8. Identification of quality of brick through physical tests
9. Identification of soil based on their physical properties
10. Setting out of building: The student is required to set out a building (Single room only) as per the given building plan using tape and cross staff.
11. Demonstration on Installation of simple sanitary fittings and fixtures like Tap, T-joint, Elbow, bend, threading etc.
12. Finding the discharge velocity in a water pipe line also find density of water
13. Computation of Centre of gravity and moment of inertial of (i) I-section and (ii) Channel section.
14. Welding (arc welding and gas welding)



JAWAHARLAL NEHRU TECHNOLOGICAL UNIVERSITY KAKINADA
KAKINADA – 533 003, Andhra Pradesh, India

DEPARTMENT OF CIVIL ENGINEERING

15. Carpentry (Demonstration)
16. Identify different types of roads in the campus and write the physical characteristics of layers
17. Demonstration on making of cement mortar/concrete for the given nominal mix
18. Study of given Topo-sheet

REFERENCE BOOKS

1. Laboratory Manual for Basic Civil Engineering workshops



JAWAHARLAL NEHRU TECHNOLOGICAL UNIVERSITY KAKINADA
KAKINADA – 533 003, Andhra Pradesh, India

DEPARTMENT OF CIVIL ENGINEERING

I Year - II Semester		L	T	P	C
		3	0	0	3
MATHEMATICS –II (LINER ALGEBRA & NUMERICAL METHODS)					

Course Objectives:

- To instruct the concept of Matrices in solving linear algebraic equations
- To elucidate the different numerical methods to solve nonlinear algebraic equations
- To disseminate the use of different numerical techniques for carrying out numerical integration.
- To equip the students with standard concepts and tools at an intermediate to advanced level mathematics to develop the confidence and ability among the students to handle various real world problems and their applications.

Course Outcomes: At the end of the course, the student will be able to

- develop the use of matrix algebra techniques that is needed by engineers for practical applications (L6)
- solve system of linear algebraic equations using Gauss elimination, Gauss Jordan, Gauss Seidel (L3)
- evaluate the approximate roots of polynomial and transcendental equations by different algorithms (L5)
- apply Newton's forward & backward interpolation and Lagrange's formulae for equal and unequal intervals (L3)
- apply numerical integral techniques to different Engineering problems (L3)
- apply different algorithms for approximating the solutions of ordinary differential equations with initial conditions to its analytical computations (L3)

UNIT – I: Solving systems of linear equations, Eigen values and Eigen vectors: (10 hrs)

Rank of a matrix by echelon form and normal form – Solving system of homogeneous and non-homogeneous linear equations – Gauss Elimination method – Eigenvalues and Eigen vectors and properties (article-2.14 in text book-1).

Unit – II: Cayley–Hamilton theorem and Quadratic forms: (10 hrs)

Cayley-Hamilton theorem (without proof) – Applications – Finding the inverse and power of a matrix by Cayley-Hamilton theorem – Reduction to Diagonal form – Quadratic forms and nature of the quadratic forms – Reduction of quadratic form to canonical forms by orthogonal transformation. Singular values of a matrix, singular value decomposition (text book-3).

UNIT – III: Iterative methods: (8 hrs)

Introduction – Bisection method – Secant method – Method of false position – Iteration method – Newton-Raphson method (One variable and simultaneous Equations) – Jacobi and Gauss-Seidel methods for solving system of equations numerically.

UNIT – IV: Interpolation: (10 hrs)

Introduction – Errors in polynomial interpolation – Finite differences – Forward differences – Backward differences – Central differences – Relations between operators – Newton's forward and



JAWAHARLAL NEHRU TECHNOLOGICAL UNIVERSITY KAKINADA
KAKINADA – 533 003, Andhra Pradesh, India

DEPARTMENT OF CIVIL ENGINEERING

backward formulae for interpolation – Interpolation with unequal intervals – Lagrange’s interpolation formula – Newton’s divide difference formula.

UNIT – V: Numerical differentiation and integration, Solution of ordinary differential equations with initial conditions: (10 hrs)

Numerical differentiation using interpolating polynomial – Trapezoidal rule – Simpson’s 1/3rd and 3/8th rule– Solution of initial value problems by Taylor’s series – Picard’s method of successive approximations – Euler’s method –Runge-Kutta method (second and fourth order).

Text Books:

1. **B. S. Grewal**, Higher Engineering Mathematics, 44th Edition, Khanna Publishers.
2. **B. V. Ramana**, Higher Engineering Mathematics, 2007 Edition, Tata Mc. Graw Hill Education.
3. **David Poole**, Linear Algebra- A modern introduction, 4th Edition, Cengage.

Reference Books:

1. **Steven C. Chapra**, Applied Numerical Methods with MATLAB for Engineering and Science, Tata Mc. Graw Hill Education.
2. **M. K. Jain, S. R. K. Iyengar and R. K. Jain**, Numerical Methods for Scientific and Engineering Computation, New Age International Publications.
3. **Lawrence Turyn**, Advanced Engineering Mathematics, CRC Press.



JAWAHARLAL NEHRU TECHNOLOGICAL UNIVERSITY KAKINADA
KAKINADA – 533 003, Andhra Pradesh, India

DEPARTMENT OF CIVIL ENGINEERING

I Year - II Semester		L	T	P	C
		3	0	0	3
ENGINEERING CHEMISTRY (BS1202) ((Non-circuit branches))					

Knowledge of basic concepts of Chemistry for Engineering students will help them as professional engineers later in design and material selection, as well as utilizing the available resources.

COURSE OBJECTIVES

- **Importance** of usage of plastics in household appliances and composites (FRP) in aerospace and automotive industries.
- **Outline** the basics for the construction of electrochemical cells, batteries and fuel cells. Understand the mechanism of corrosion and how it can be prevented.
- **Express** the increases in demand as wide variety of advanced materials are introduced; which have excellent engineering properties.
Classify and discuss the materials used in major industries like steel industry, metallurgical industries and construction industries and electrical equipment manufacturing industries. Lubrication is also *summarized*.
- **Relate** the need of fuels as a source of energy to any industry, particularly industries like thermal power stations, steel industry, fertilizer industry etc., and hence introduced.
- **Explain** the importance and usage of water as basic material in almost all the industries; *interpret* drawbacks of steam boilers and also how portable water is supplied for drinking purposes.

UNIT I: POLYMER TECHNOLOGY

8 hrs

Polymerisation:- Introduction, methods of polymerization (emulsion and suspension), mechanical properties.

Plastics: Compounding, fabrication (compression, injection, blown film and extrusion), preparation, properties and applications (PVC, polycarbonates and Bakelite), mention some examples of plastic materials used in electronic gadgets, recycling of e-plastic waste (waste to wealth).

Elastomers:- Introduction, preparation, properties and applications (Buna S, thiokol and polyurethanes).

Composite materials: Fiber reinforced plastics, conducting polymers, biodegradable polymers, biopolymers, biomedical polymers.

Course Outcomes: *At the end of this unit, the students will be able to*

- **Analyze** the different types of composite plastic materials and *interpret* the mechanism of conduction in conducting polymers.

UNIT II: ELECTROCHEMICAL CELLS AND CORROSION

10 hrs

Single electrode potential, electrochemical series and uses of series, standard hydrogen electrode, calomel electrode, construction of glass electrode, batteries (Dry cell, Li ion battery and zinc air cells), fuel cells (H₂-O₂, CH₃OH-O₂, phosphoric acid and molten carbonate).

Corrosion:- Definition, theories of corrosion (chemical and electrochemical), galvanic corrosion, differential aeration corrosion, stress corrosion, galvanic series, factors influencing rate of corrosion, corrosion control (proper designing and cathodic protection), Protective coatings (surface preparation, cathodic coatings, anodic coatings, electroplating and electroless plating [nickel]), Paints (constituents, functions and special paints).



JAWAHARLAL NEHRU TECHNOLOGICAL UNIVERSITY KAKINADA
KAKINADA – 533 003, Andhra Pradesh, India

DEPARTMENT OF CIVIL ENGINEERING

Course Outcomes: *At the end of this unit, the students will be able to*

- *Utilize* the theory of construction of electrodes, batteries and fuel cells in redesigning new engineering products and *categorize* the reasons for corrosion and study methods to control corrosion.

UNIT III: CHEMISTRY OF MATERIALS

10 hrs

Part- A:

Nano materials:- Introduction, sol-gel method, characterization by (Brunauer Emmet Teller [BET]), (scanning electron microscopy [SEM]) and (transmission electron microscopy [TEM]) with example (TiO₂), applications of graphene and fullerenes, carbon nanotubes (types, preparation and applications)

Thermal analysis techniques: Instrumentation and applications of thermogravimetric analysis (TGA), differential thermal analysis (DTA), differential scanning calorimetry (DSC).

Part-B:

Refractories: - Definition, classification, properties (refractoriness, refractoriness under load, porosity and thermal spalling), failure of refractories.

Lubricants: - Definition, mechanism of lubricants, properties (definition and importance).

Cement: - Constituents, manufacturing, parameters to characterize the clinker formation: lime saturation factor (LSF), silica ratio (SR) and alumina ratio (AR), chemistry of setting and hardening, deterioration of cement.

Course Outcomes: *At the end of this unit, the students will be able to*

- *Synthesize* nanomaterials for modern advances of engineering technology.
- *Summarize* the techniques that detect and measure changes of state of reaction.
- *Illustrate* the commonly used industrial materials.

UNIT IV: FUELS

10 hrs

Introduction, calorific value, higher calorific value, lower calorific values, problems using Dulong's formula, proximate and ultimate analysis of coal sample and their significance, numerical problems, petroleum (refining-cracking), synthetic petrol (Fischer Tropsch and Bergius), petrol knocking, diesel knocking, octane and cetane ratings, anti-knocking agents, Introduction to alternative fuels (Bio-diesel, ethanol, methanol, natural gas, liquefied petroleum gas, compressed natural gas), Flue gas analysis by Orsat apparatus, rocket fuels.

Course Outcomes: *At the end of this unit, the students will be able to*

- *Differentiate* petroleum, petrol, synthetic petrol and have knowledge how they are produced.
- *Study* alternate fuels and *analyse* flue gases.

UNIT V: WATER TECHNOLOGY

8 hrs

Hardness of water, determination of hardness by complexometric method, boiler troubles (priming and foaming, scale formation, boiler corrosion, caustic embrittlement), internal treatments, softening of hard water (zeolite process and related sums, ion exchange process), treatment of industrial waste water, potable water and its specifications, steps involved in purification of water, chlorination, break point chlorination-desalination (reverse osmosis and electro dialysis).

Course Outcomes: *At the end of this unit, the students will be able to*

- *Analyze* the suitable methods for purification and treatment of hard water and brackish water.



JAWAHARLAL NEHRU TECHNOLOGICAL UNIVERSITY KAKINADA
KAKINADA – 533 003, Andhra Pradesh, India

DEPARTMENT OF CIVIL ENGINEERING

Standard Books:

1. P.C. Jain and M. Jain “**Engineering Chemistry**”, 15/e, Dhanpat Rai & Sons, Delhi, (Latest edition).
2. Shikha Agarwal, “**Engineering Chemistry**”, Cambridge University Press, New Delhi, (2019).
3. S.S. Dara, “**A Textbook of Engineering Chemistry**”, S.Chand & Co, (2010).
4. Shashi Chawla, “**Engineering Chemistry**”, Dhanpat Rai Publicating Co. (Latest edition).

Reference:

1. K. Sesha Maheshwaramma and Mridula Chugh, “**Engineering Chemistry**”, Pearson India Edn.
2. O.G. Palana, “**Engineering Chemistry**”, Tata McGraw Hill Education Private Limited, (2009).
3. CNR Rao and JM Honig (Eds) “**Preparation and characterization of materials**” Academic press, New York (latest edition)
4. B. S. Murthy, P. Shankar and others, “**Textbook of Nanoscience and Nanotechnology**”, University press (latest edition)



JAWAHARLAL NEHRU TECHNOLOGICAL UNIVERSITY KAKINADA
KAKINADA – 533 003, Andhra Pradesh, India

DEPARTMENT OF CIVIL ENGINEERING

I Year - II Semester		L	T	P	C
		3	0	0	3
ENGINEERING MECHANICS (ESC1201)					

Objectives: The students completing this course are expected to understand the concepts of forces and its resolution in different planes, resultant of force system, Forces acting on a body, their free body diagrams using graphical methods. They are required to understand the concepts of centre of gravity and moments of inertia and their application, Analysis of frames and trusses, different types of motion, friction and application of work - energy method.

- The students are to be exposed to the concepts of force and friction, direction and its application.
- The students are to be exposed to application of free body diagrams. Solution to problems using graphical methods and law of triangle of forces.
- The students are to be exposed to concepts of centre of gravity
- The students are to be exposed to concepts of moment of inertia and polar moment of inertia including transfer methods and their applications.
- The students are to be exposed to motion in straight line and in curvilinear paths, its velocity and acceleration computation and methods of representing plane motion.
- The students are to be exposed to concepts of work, energy and particle motion

UNIT – I Introduction to Engg. Mechanics – Basic Concepts.

Systems of Forces: Coplanar Concurrent Forces – Components in Space – Resultant – Moment of Force and its Application – Couples and Resultant of Force Systems. Introduction, limiting friction and impending motion, coulomb's laws of dry friction, coefficient of friction, cone of friction

UNIT – II Equilibrium of Systems of Forces : Free Body Diagrams, Equations of Equilibrium of Coplanar Systems,

Spatial Systems for concurrent forces. LamisTheorm, Graphical method for the equilibrium of coplanar forces, Converse of the law of Triangle of forces, converse of the law of polygon of forces condition of equilibrium.

UNIT – III Centroid :Centroids of simple figures (from basic principles) – Centroids of Composite Figures

Centre of Gravity :Centre of gravity of simple body (from basis principles), centre of gravity of composite bodies, pappus theorem.

FRICITION

Types of friction – Limiting friction – Laws of Friction – static and Dynamic Frictions – Angle of Friction –Cone of limiting friction– Friction of wedge, block and Ladder

UNIT – IV

Area moments of Inertia :Definition – Polar Moment of Inertia, Transfer Theorem, Moments of Inertia of Composite Figures, Products of Inertia, Transfer Formula for Product of Inertia.

Mass Moment of Inertia :Moment of Inertia of Masses, Transfer Formula for Mass Moments of Inertia, mass moment of inertia of composite bodies.



JAWAHARLAL NEHRU TECHNOLOGICAL UNIVERSITY KAKINADA
KAKINADA – 533 003, Andhra Pradesh, India

DEPARTMENT OF CIVIL ENGINEERING

UNIT – V

Kinematics: Rectilinear and Curvelinear motions – Velocity and Acceleration – Motion of Rigid Body – Types and their Analysis in Planar Motion.

Introduction – Rectilinear motion – Motion with uniform and variable acceleration–Curvilinear motion–Components of motion– Circular motion – Projectiles- Instantaneous centre

Kinetics: Kinetics of a particle – D’Alembert’s principle – Motion in a curved path – work, energy and power. Principle of conservation of energy – Kinetics of a rigid body in translation, rotation – work done – Principle of work-energy – Impulse-momentum

TEXT BOOKS:

1. Engineering Mechanics - S.Timoshenko&D.H.Young., 4thEdn , Mc Graw Hill publications.
2. Engineering Mechanics statics and dynamics – R.C.Hibbeler, 11thEdn – Pearson Publ.

REFERENCES:

1. Engineering Mechanics, statics and Dynamics, J.L.Meriam, 6thEdn – Wiley India Pvt Ltd.
2. Engineering Mechanics: Statics and Dynamics 3rd edition, Andrew Pytel and JaanKiusalaas, Cengage Learning publishers.
3. Engineering Mechanics, dynamics, Bhavikatti S.S – NewAge International Publishers.
4. Engineering Mechanics, statics and dynamics – I.H. Shames, – PearsonPublications
5. Mechanics For Engineers, statics -F.P.Beer&E.R.Johnston – 5thEdn Mc Graw Hill Publ.
6. Mechanics For Engineers, dynamics - F.P.Beer&E.R.Johnston – 5thEdn McGraw Hill Publ.
7. Theory & Problems of engineering mechanics, statics & dynamics – E.W.Nelson, C.L.Best& W.G. McLean, 5thEdn – Schaum’s outline series - Mc Graw Hill Publ.
8. Engineering Mechanics, Fedinand . L. Singer, Harper – Collins.
9. Engineering Mechanics statics and dynamics, A Nelson, Mc Graw Hill publications
10. Engineering Mechanics, Tayal. Umesh Publications.



JAWAHARLAL NEHRU TECHNOLOGICAL UNIVERSITY KAKINADA
KAKINADA – 533 003, Andhra Pradesh, India

DEPARTMENT OF CIVIL ENGINEERING

I Year - II Semester		L	T	P	C
		3	0	0	3
PROGRAMMING FOR PROBLEM SOLVING USING C (ES1202)					

COURSE OBJECTIVES:

The objectives of Programming for Problem Solving Using C are

- 1) To learn about the computer systems, computing environments, developing of a computer program and Structure of a C Program
- 2) To gain knowledge of the operators, selection, control statements and repetition in C
- 3) To learn about the design concepts of arrays, strings, enumerated structure and union types. To learn about their usage.
- 4) To assimilate about pointers, dynamic memory allocation and know the significance of Preprocessor.
- 5) To assimilate about File I/O and significance of functions

UNIT I

Introduction to Computers: Creating and running Programs, Computer Numbering System, Storing Integers, Storing Real Numbers

Introduction to the C Language: Background, C Programs, Identifiers, Types, Variable, Constants, Input/output, Programming Examples, Scope, Storage Classes and Type Qualifiers.

Structure of a C Program: Expressions Precedence and Associativity, Side Effects, Evaluating Expressions, Type Conversion Statements, Simple Programs, Command Line Arguments.

UNIT II

Bitwise Operators: Exact Size Integer Types, Logical Bitwise Operators, Shift Operators.

Selection & Making Decisions: Logical Data and Operators, Two Way Selection, Multiway Selection, More Standard Functions

Repetition: Concept of Loop, Pretest and Post-test Loops, Initialization and Updating, Event and Counter Controlled Loops, Loops in C, Other Statements Related to Looping, Looping Applications, Programming Examples

UNIT III

Arrays: Concepts, Using Array in C, Array Application, Two Dimensional Arrays, Multidimensional Arrays, Programming Example – Calculate Averages

Strings: String Concepts, C String, String Input / Output Functions, Arrays of Strings, String Manipulation Functions String/ Data Conversion, A Programming Example – Morse Code

Enumerated, Structure, and Union: The Type Definition (Type def), Enumerated Types, Structure, Unions, and Programming Application

UNIT IV

Pointers: Introduction, Pointers to pointers, Compatibility, L value and R value

Pointer Applications: Arrays, and Pointers, Pointer Arithmetic and Arrays, Memory Allocation Function, Array of Pointers, Programming Application

Processor Commands: Processor Commands



JAWAHARLAL NEHRU TECHNOLOGICAL UNIVERSITY KAKINADA
KAKINADA – 533 003, Andhra Pradesh, India

DEPARTMENT OF CIVIL ENGINEERING

UNIT V

Functions: Designing, Structured Programs, Function in C, User Defined Functions, Inter-Function Communication, Standard Functions, Passing Array to Functions, Passing Pointers to Functions, Recursion

Text Input / Output: Files, Streams, Standard Library Input / Output Functions, Formatting Input / Output Functions, Character Input / Output Functions

Binary Input / Output: Text versus Binary Streams, Standard Library, Functions for Files, Converting File Type.

TEXT BOOKS:

1. Programming for Problem Solving, Behrouz A. Forouzan, Richard F. Gilberg, CENGAGE
2. The C Programming Language, Brian W. Kernighan, Dennis M. Ritchie, 2e, Pearson

REFERENCES:

1. Computer Fundamentals and Programming, Sumithabha Das, Mc Graw Hill
2. Programming in C, Ashok N. Kamthane, Amit Kamthane, Pearson
3. Computer Fundamentals and Programming in C, Pradip Dey, Manas Ghosh, OXFORD

COURSE OUTCOMES:

Upon the completion of the course the student will learn

- 1) To write algorithms and to draw flowcharts for solving problems
- 2) To convert flowcharts/algorithms to C Programs, compile and debug programs
- 3) To use different operators, data types and write programs that use two-way/ multi-way selection
- 4) To select the best loop construct for a given problem
- 5) To design and implement programs to analyze the different pointer applications
- 6) To decompose a problem into functions and to develop modular reusable code
- 7) To apply File I/O operations



JAWAHARLAL NEHRU TECHNOLOGICAL UNIVERSITY KAKINADA
KAKINADA – 533 003, Andhra Pradesh, India

DEPARTMENT OF CIVIL ENGINEERING

I Year - I Semester		L	T	P	C
		3	0	0	3
BUILDING MATERIALS AND CONCRETE TECHNOLOGY (ESC1203)					

Aim and Objective of this course

1. To introduce various building construction materials
2. To describe various properties of ingredients of concrete
3. To explain various properties and tests of fresh and Hardened Concrete

Course Outcomes (COs)

1. Know various engineering properties of building construction materials and suggest their suitability
2. Identify the functional role of ingredients of concrete and apply this knowledge to concrete mix design
3. Acquire and apply fundamental knowledge in the fresh and hardened properties of concrete

Syllabus

Unit - I (Stones, Bricks, Tiles, Wood and Paints)

Stones: Classification of Stones – Properties of stones in structural requirements

Bricks: Composition of good brick earth, Various methods of manufacturing of bricks

Tiles: Characteristics of good tile – Manufacturing methods, Types of tiles

Wood: Structure – Properties – Seasoning of timber – Classification of various types of woods used in buildings – Defects in timber

Paints: White washing and distempering, Constituents of paint – Types of paints – Painting of new and old wood – Varnish

Unit – II (Aggregates, Cement and Admixtures)

Aggregates: Classification of aggregate, Bond, Strength and other mechanical properties of aggregate, Physical properties of aggregate, bulking of sand, Deleterious substance in aggregate, Soundness of aggregate, Alkali-Aggregate reaction – Thermal properties, Sieve analysis – Fineness modulus – Grading curves – Grading of fine and coarse aggregates as per relevant IS code, Maximum aggregate size

Portland Cement: Chemical composition, Hydration, Structure of hydrated cement – Setting of cement, Fineness of cement, Tests for physical properties – Different grades of cements

Supplementary cementitious materials: Fly ash, GGBS, Silica fume, Rice husk ash, Calcinated ash (Basic properties and their contribution to concrete strength)

Admixtures: Mineral and Chemical admixtures

Unit - III (Fresh Concrete)

Manufacture of concrete – Mixing and vibration of concrete, Workability – Segregation and bleeding – Factors affecting workability, Measurement of workability by different tests, Effect of time and temperature on workability – Quality of mixing water, Ready mix concrete, Shotcrete



JAWAHARLAL NEHRU TECHNOLOGICAL UNIVERSITY KAKINADA
KAKINADA – 533 003, Andhra Pradesh, India

DEPARTMENT OF CIVIL ENGINEERING

Unit - IV (Hardened Concrete)

Water / Cement ratio – Abram's law, Gel space ratio, Nature of strength of concrete – Maturity concept, Strength in tension and compression – Properties of Hardened Concrete (Elasticity, Creep, Shrinkage, Poisson's ratio, Water absorption, Permeability, etc.), Relating between compression and tensile strength, Curing

Unit - V (Testing of Hardened Concrete)

Factors affecting properties of Hardened concrete, Compression tests, Tension tests, Flexure tests, Non-destructive testing methods – Codal provisions for NDT – Rebound hammer and UPV method

TEXT BOOKS

1. "Concrete Technology" by M. S. Shetty - S. Chand & Co., 2004
2. "Engineering Materials" by Rangwala S C, (36th edition), Anand Charotar Publishing House
3. "Concrete Technology" by Shantha Kumar – Oxford Publications

REFERENCE BOOKS

1. "Building Materials" by S. K. Duggal, New Age International Publications
2. "Building Materials" by P. C. Verghese, PHI learning (P) Ltd., 2009
3. "Properties of Concrete" by A. M. Neville – Pearson – 4th edition



JAWAHARLAL NEHRU TECHNOLOGICAL UNIVERSITY KAKINADA
KAKINADA – 533 003, Andhra Pradesh, India

DEPARTMENT OF CIVIL ENGINEERING

I Year - II Semester		L	T	P	C
		0	0	3	1.5
PROGRAMMING FOR PROBLEM SOLVING USING C LAB (ESC1204)					

Course Objectives:

- 1) Apply the principles of C language in problem solving.
- 2) To design flowcharts, algorithms and knowing how to debug programs.
- 3) To design & develop of C programs using arrays, strings pointers & functions.
- 4) To review the file operations, preprocessor commands.

Exercise 1:

1. Write a C program to print a block F using hash (#), where the F has a height of six characters and width of five and four characters.
2. Write a C program to compute the perimeter and area of a rectangle with a height of 7 inches and width of 5 inches.
3. Write a C program to display multiple variables.

Exercise 2:

1. Write a C program to calculate the distance between the two points.
2. Write a C program that accepts 4 integers p, q, r, s from the user where r and s are positive and p is even. If q is greater than r and s is greater than p and if the sum of r and s is greater than the sum of p and q print "Correct values", otherwise print "Wrong values".

Exercise 3:

1. Write a C program to convert a string to a long integer.
2. Write a program in C which is a Menu-Driven Program to compute the area of the various geometrical shape.
3. Write a C program to calculate the factorial of a given number.

Exercise 4:

1. Write a program in C to display the n terms of even natural number and their sum.
2. Write a program in C to display the n terms of harmonic series and their sum.
 $1 + 1/2 + 1/3 + 1/4 + 1/5 \dots 1/n$ terms.
3. Write a C program to check whether a given number is an Armstrong number or not.

Exercise 5:

1. Write a program in C to print all unique elements in an array.
2. Write a program in C to separate odd and even integers in separate arrays.
3. Write a program in C to sort elements of array in ascending order.

Exercise 6:

1. Write a program in C for multiplication of two square Matrices.
2. Write a program in C to find transpose of a given matrix.

Exercise 7:

1. Write a program in C to search an element in a row wise and column wise sorted matrix.
2. Write a program in C to print individual characters of string in reverse order.

Exercise 8:

1. Write a program in C to compare two strings without using string library functions.
2. Write a program in C to copy one string to another string.



JAWAHARLAL NEHRU TECHNOLOGICAL UNIVERSITY KAKINADA
KAKINADA – 533 003, Andhra Pradesh, India

DEPARTMENT OF CIVIL ENGINEERING

I Year - II Semester		L	T	P	C
		0	0	3	1.5
BUILDING PLANNING AND COMPUTER AIDED BUILDING DRAWING (ESC1205)					

Aim and Objective of this course

To help the student to attain competency in preparation of engineering drawings as per principles of planning using a suitable CAD software through various teaching learning experiences:

Course Outcomes (COs)

1. Perform basic commands of any suitable CAD software to draw 2D drawings
2. Interpret the conventions, signs and symbols from a given drawing.
3. Prepare line plans of residential and public buildings using principles of planning.
4. Prepare submission and working drawing from the given requirement for Load Bearing and Framed structures

Major Equipment/ Instruments / System required

1. Computer with specification suitable for relevant CAD software with any suitable CAD Software
2. Laser Printer preferably for the output of A3 size.

Week 1, 2 and 3

Concepts to be studied

Introduction to CAD software: Basic commands of CAD to draw, modify 2D drawings

Building Byelaws: Introduction – Terminology – Objectives of building byelaws – Principles underlying building bye laws – Types of Buildings.

Regulations: Introduction – Development Control Rules of buildings – General Building Requirements as per NBC – Open space, Lighting and ventilation requirements – Floor area ratio & Floor space index.

Conventions, signs and symbols: Conventions as per IS 962-1989, signs and symbols for earthwork, brickwork, stonework, concrete, woodwork and glass used in civil engineering.

Construction, Graphical symbols for door and window, Abbreviations, symbols for sanitary and electrical installations.

Types of lines and scales: Types of lines- visible lines, centre line, hidden line, section line, dimension line, extension line, pointers, arrow head or dots. Appropriate size of lettering and numerals for Titles, sub titles, notes and dimensions.

Types of scale- Monumental, Intimate, criteria for Proper Selection of scale for various types of drawing.

Sizes of various standard papers/sheets.

Exercise 0

Prepare a given line drawing in minimum three layers using CAD software.

Exercise 1

Reading and interpreting readymade Architectural building drawing (To be procured from Architect, Planning Consultants, Planning Engineer)



JAWAHARLAL NEHRU TECHNOLOGICAL UNIVERSITY KAKINADA
KAKINADA – 533 003, Andhra Pradesh, India

DEPARTMENT OF CIVIL ENGINEERING

Week 4, 5 and 6

Concepts to be studied

Principles of building planning: Introduction to buildings, Classification of Buildings, Building Components, Orientation of building, Principles of architecture composition

Principles of planning of Residential and Public building, Orientation of building and Principles of architecture composition: Aspect, Prospect Orientation, Grouping, Privacy, Elegance, Flexibility. Roominess, Circulation, Furniture requirements, Sanitation, Ventilation, Illumination and Economy.

Space requirements and bye-laws: Space requirement and norms for minimum dimension of different units in the residential and public buildings as per IS 962-1989. Rules and bye-laws of sanctioning authorities for construction work. Plot area, built up area, super built-up area, plinth area, carpet area, floor area and FAR (Floor Area Ratio) / FSI.

Exercise 2

Line plans for residential building of minimum three rooms including w/c, bath and staircase as per principles of planning.

Exercise 3

Line plans for public building-school building, primary health centre, restaurant, bank, post office, hostel, Function Hall and Library.

Week 7, 8, 9 and 10

Concepts to be studied

Drawing of Load Bearing Structure: Developed plan, elevation, section, site plan, schedule of openings construction notes with specifications, area statement. Planning and design of staircase Rise and Tread for residential and public building (2 BHK Load bearing structure). Component parts of the given load bearing structure

Exercise 4

Draw developed plan, elevation, section, site plan from the given line plan for a load bearing residential building (2BHK) with stair case.

Exercise 5

Prepare submission drawing (including foundation plan) of the given load bearing residential building with stair case.

Week 11, 12, 13 and 14

Concepts to be studied

Drawing of Framed Structure: Developed plan, elevation, section, site plan, schedule of openings construction notes with specifications, area statement. Planning and design of staircase Rise and Tread for residential and public building (G+1, 2 BHK framed structure). Component parts of the given framed structure

Exercise 7

Draw developed plan, elevation, section, site plan from the given line plan for framed structure residential building including stair case (2BHK, G+1).

Exercise 8

Prepare submission drawing (including foundation plan) of the given framed structure residential building with stair case.



JAWAHARLAL NEHRU TECHNOLOGICAL UNIVERSITY KAKINADA
KAKINADA – 533 003, Andhra Pradesh, India

DEPARTMENT OF CIVIL ENGINEERING

Note: It is mandatory that student performs all 9 Exercises (from 0 to 8).

SUGGESTED STUDENT ACTIVITIES

1. Prepare report on Provisions given in National Building Code 2005.
2. Collect and study building Bye laws, rules and regulation for planning as per local competent authority.
3. Prepare list of the documents required for obtaining permission for construction of residential building/apartment from competent authority and write report.
4. Prepare list of the documents required for obtaining permission for construction of commercial building from competent authority and write report.
5. Prepare a model of a simple building using card board showing different components with suitable colour.



JAWAHARLAL NEHRU TECHNOLOGICAL UNIVERSITY KAKINADA
KAKINADA – 533 003, Andhra Pradesh, India

DEPARTMENT OF CIVIL ENGINEERING

I Year - II Semester		L	T	P	C
		2	0	0	0
ENVIRONMENTAL SCIENCE (MC1201)					

Learning Objectives:

The objectives of the course are to impart:

- Overall understanding of the natural resources.
- Basic understanding of the ecosystem and its diversity.
- Acquaintance on various environmental challenges induced due to unplanned anthropogenic activities.
- An understanding of the environmental impact of developmental activities.
- Awareness on the social issues, environmental legislation and global treaties.

UNIT-I:

Multidisciplinary nature of Environmental Studies: Definition, Scope and Importance – Sustainability: Stockholm and Rio Summit–Global Environmental Challenges: Global warming and climate change, acid rains, ozone layer depletion, population growth and explosion, effects;. Role of information technology in environment and human health.

Ecosystems: Concept of an ecosystem. - Structure and function of an ecosystem; Producers, consumers and decomposers. - Energy flow in the ecosystem - Ecological succession. - Food chains, food webs and ecological pyramids; Introduction, types, characteristic features, structure and function of Forest ecosystem, Grassland ecosystem, Desert ecosystem, Aquatic ecosystems.

UNIT-II:

Natural Resources: Natural resources and associated problems.

Forest resources: Use and over – exploitation, deforestation – Timber extraction – Mining, dams and other effects on forest and tribal people.

Water resources: Use and over utilization of surface and ground water – Floods, drought, conflicts over water, dams – benefits and problems.

Mineral resources: Use and exploitation, environmental effects of extracting and using mineral resources.

Food resources: World food problems, changes caused by non-agriculture activities-effects of modern agriculture, fertilizer-pesticide problems, water logging, salinity.

Energy resources: Growing energy needs, renewable and non-renewable energy sources use of alternate energy sources.

Land resources: Land as a resource, land degradation, Wasteland reclamation, man induced landslides, soil erosion and desertification; Role of an individual in conservation of natural resources; Equitable use of resources for sustainable lifestyles.

UNIT-III:

Biodiversity and its conservation: Definition: genetic, species and ecosystem diversity-classification - Value of biodiversity: consumptive use, productive use, social-Biodiversity at national and local levels. India as a mega-diversity nation - Hot-spots of biodiversity - Threats to biodiversity: habitat loss, man-wildlife conflicts. - Endangered and endemic species of India – Conservation of biodiversity: conservation of biodiversity.



JAWAHARLAL NEHRU TECHNOLOGICAL UNIVERSITY KAKINADA
KAKINADA – 533 003, Andhra Pradesh, India

DEPARTMENT OF CIVIL ENGINEERING

UNIT–IV:

Environmental Pollution: Definition, Cause, effects and control measures of Air pollution, Water pollution, Soil pollution, Noise pollution, Nuclear hazards. Role of an individual in prevention of pollution. - Pollution case studies, Sustainable Life Studies. Impact of Fire Crackers on Men and his well being.

Solid Waste Management: Sources, Classification, effects and control measures of urban and industrial solid wastes. Consumerism and waste products, Biomedical, Hazardous and e – waste management.

UNIT–V:

Social Issues and the Environment: Urban problems related to energy -Water conservation, rain water harvesting - Resettlement and rehabilitation of people; its problems and concerns. Environmental ethics: Issues and possible solutions. Environmental Protection Act -Air (Prevention and Control of Pollution) Act. –Water (Prevention and control of Pollution) Act -Wildlife Protection Act -Forest Conservation Act-Issues involved in enforcement of environmental legislation. -Public awareness.

Environmental Management: Impact Assessment and its significance various stages of EIA, preparation of EMP and EIS, Environmental audit. Ecotourism, Green Campus – Green business and Green politics.

The student should Visit an Industry / Ecosystem and submit a report individually on any issues related to Environmental Studies course and make a power point presentation.

Text Books:

1. Environmental Studies, K. V. S. G. Murali Krishna, VGS Publishers, Vijayawada
2. Environmental Studies, R. Rajagopalan, 2nd Edition, 2011, Oxford University Press.
3. Environmental Studies, P. N. Palanisamy, P. Manikandan, A. Geetha, and K. Manjula Rani; Pearson Education, Chennai

Reference:

1. Text Book of Environmental Studies, Deeshita Dave & P. UdayaBhaskar, Cengage Learning.
2. A Textbook of Environmental Studies, Shaashi Chawla, TMH, New Delhi
3. Environmental Studies, Benny Joseph, Tata McGraw Hill Co, New Delhi
4. Perspectives in Environment Studies, Anubha Kaushik, C P Kaushik, New Age International Publishers, 2014



JAWAHARLAL NEHRU TECHNOLOGICAL UNIVERSITY KAKINADA
KAKINADA – 533 003, Andhra Pradesh, India

DEPARTMENT OF CIVIL ENGINEERING

II Year - I Semester		L	T	P	C
		3	0	0	3
MATHEMATICS-III (Vector Calculus, Transforms and PDE) (BSC301) (Common to ALL branches of Second Year B.Tech.)					

Course Objectives:

- To familiarize the techniques in partial differential equations
- To furnish the learners with basic concepts and techniques at plus two level to lead them into advanced level by handling various real world applications.

Course Outcomes: At the end of the course, the student will be able to

- interpret the physical meaning of different operators such as gradient, curl and divergence (L5)
- estimate the work done against a field, circulation and flux using vector calculus (L5)
- apply the Laplace transform for solving differential equations (L3)
- find or compute the Fourier series of periodic signals (L3)
- know and be able to apply integral expressions for the forwards and inverse Fourier transform to a range of non-periodic waveforms (L3)
- identify solution methods for partial differential equations that model physical processes (L3)

UNIT –I: Vector calculus:

(10 hrs)

Vector Differentiation: Gradient– Directional derivative – Divergence– Curl– Scalar Potential.

Vector Integration: Line integral – Work done – Area– Surface and volume integrals – Vector integral theorems: Greens, Stokes and Gauss Divergence theorems (without proof) and problems on above theorems.

UNIT –II: Laplace Transforms:

(10 hrs)

Laplace transforms – Definition and Laplace transforms of some certain functions– Shifting theorems – Transforms of derivatives and integrals – Unit step function –Dirac’s delta function Periodic function – Inverse Laplace transforms– Convolution theorem (without proof).

Applications: Solving ordinary differential equations (initial value problems) using Laplace transforms.

UNIT –III: Fourier series and Fourier Transforms:

(10 hrs)

Fourier Series: Introduction– Periodic functions – Fourier series of periodic function –Dirichlet’s conditions – Even and odd functions –Change of interval– Half-range sine and cosine series.



JAWAHARLAL NEHRU TECHNOLOGICAL UNIVERSITY KAKINADA
KAKINADA – 533 003, Andhra Pradesh, India

DEPARTMENT OF CIVIL ENGINEERING

Fourier Transforms: Fourier integral theorem (without proof) – Fourier sine and cosine integrals – Sine and cosine transforms – Properties (article-22.5 in text book-1) – inverse transforms – Convolution theorem (without proof) – Finite Fourier transforms.

UNIT –IV: PDE of first order: (8hrs)

Formation of partial differential equations by elimination of arbitrary constants and arbitrary functions – Solutions of first order linear (Lagrange) equation and nonlinear (standard types) equations.

UNIT – V: Second order PDE and Applications: (10 hrs)

Second order PDE: Solutions of linear partial differential equations with constant coefficients –Non-homogeneous term of the type e^{ax+by} , $\sin(ax + by)$, $\cos(ax + by)$, $x^m y^n$.

Applications of PDE: Method of separation of Variables– Solution of One dimensional Wave, Heat and two-dimensional Laplace equation.

Text Books:

1. **B. S. Grewal**, Higher Engineering Mathematics, 44th Edition, Khanna Publishers.
2. **B. V. Ramana**, Higher Engineering Mathematics, 2007 Edition, Tata Mc. Graw Hill Education.

Reference Books:

1. **Erwin Kreyszig**, Advanced Engineering Mathematics, 10th Edition, Wiley-India.
2. **Dean. G. Duffy**, Advanced Engineering Mathematics with MATLAB, 3rd Edition, CRC Press.
3. **Peter O' Neil**, Advanced Engineering Mathematics, Cengage.
4. **Srimantha Pal, S C Bhunia**, Engineering Mathematics, Oxford University Press.



JAWAHARLAL NEHRU TECHNOLOGICAL UNIVERSITY KAKINADA
KAKINADA – 533 003, Andhra Pradesh, India

DEPARTMENT OF CIVIL ENGINEERING

II Year - I Semester		L	T	P	C
		3	0	0	3
STRENGTH OF MATERIALS - I					

Course Learning Objectives:

- To impart preliminary concepts of Strength of Material and Principles of Elasticity and Plasticity Stress conditions and to develop diagrams of variation of various stresses across the length.
- To give concepts of stresses developed in the cross section and bending equations calculation of section modulus of sections with different cross sections
- The concepts above will be utilized in measuring deflections in beams under various loading and support conditions
- To classify cylinders based on their thickness and to derive equations for measurement of stresses across the cross section when subjected to external pressure.

Course Outcomes:

- The student will be able to understand the basic materials behavior under the influence of different external loading conditions and the support conditions
- The student will be able to draw the diagrams indicating the variation of the key performance features like bending moment and shear forces
- The student will have knowledge of bending concepts and calculation of section modulus and for determination of stresses developed in the beams and deflections due to various loading conditions
- The student will be able to assess stresses across section of the thin and thick cylinders to arrive at optimum sections to withstand the internal pressure using Lamé's equation.

SYLLABUS:

UNIT – I: Simple Stresses And Strains : Elasticity and plasticity – Types of stresses and strains – Hooke's law – stress – strain diagram for mild steel – Working stress – Factor of safety – Lateral strain, Poisson's ratio and volumetric strain – Elastic moduli and the relationship between them – Bars of varying section – stresses in composite bars – Temperature stresses.

Strain Energy – Resilience – Gradual, sudden, impact and shock loadings – simple applications.

UNIT – II: Shear Force and Bending Moment: Definition of beam – Types of beams – Concept of shear force and bending moment – Point of contra flexure – Relation between S.F., B.M and rate of loading at a section of a beam; S.F and B.M diagrams for cantilever, simply supported and overhanging beams subjected to point loads, uniformly distributed loads, uniformly varying loads, partial uniformly distributed loads, couple and combination of these loads.

UNIT – III: Flexural and shear Stresses in beams

Flexural Stresses: Theory of simple bending – Assumptions – Derivation of bending equation: $M/I = f/y = E/R$, Neutral axis – Determination bending stresses – section modulus of rectangular and circular sections (Solid and Hollow), I, T, Angle and Channel sections – Design of simple beam sections.



JAWAHARLAL NEHRU TECHNOLOGICAL UNIVERSITY KAKINADA
KAKINADA – 533 003, Andhra Pradesh, India

DEPARTMENT OF CIVIL ENGINEERING

Shear Stresses: Derivation of formula – Shear stress distribution across various beam sections like rectangular, circular, I, T Angle sections.

UNIT – IV: Deflection of Beams: Bending into a circular arc – slope, deflection and radius of curvature – Differential equation for the elastic curve of a beam – Double integration and Macaulay's methods – Determination of slope and deflection for cantilever, simply supported and overhanging beams subjected to point loads, uniformly distributed loads, uniformly varying loads, partial uniformly distributed loads, couple and combination of these loads. Mohr's theorems – Moment area method – application to simple cases of cantilever.

UNIT – V: Thin and Thick Cylinders:

Thin cylindrical shells – Derivation of formula for longitudinal and circumferential stresses – hoop, longitudinal and volumetric strains – changes in diameter, and volume of thin cylinders.

Thick cylinders: Introduction: Lames theory for thick cylinders, Derivation of Lames formulae, distribution of hoop and radial stresses across the thickness, compound cylinders-distribution of stresses.

TEXT BOOKS:

1. A Textbook of Strength of Materials, by R. K. Rajput, 7e (Mechanics of Solids) SI Units S. Chand & Co, NewDelhi
2. Strength of materials by R. K. Bansal, Lakshmi Publications.

REFERENCES:

1. Mechanics of Materials- by R. C.Hibbler, Pearson publishers
2. Mechanics of Solids – E P Popov, Prentice Hall.
3. Strength of Materials by B.S.Basavarajaiah and P. Mahadevappa, 3rd Edition,Universities Press
4. Mechanics of Structures Vol – I by H.J.Shah and S.B.Junnarkar, Charotar Publishing House Pvt. Ltd.



JAWAHARLAL NEHRU TECHNOLOGICAL UNIVERSITY KAKINADA
KAKINADA – 533 003, Andhra Pradesh, India

DEPARTMENT OF CIVIL ENGINEERING

II Year - I Semester		L	T	P	C
		3	0	0	3
FLUID MECHANICS					

Course Learning Objectives:

- To understand the properties of fluids and fluid statics
- To derive the equation of conservation of mass and its application
- To solve kinematic problems such as finding particle paths and streamlines
- To use important concepts of continuity equation, Bernoulli's equation and turbulence, and apply the same to problems
- To analyze laminar and turbulent flows
- To understand the various flow measuring devices
- To study in detail about boundary layers theory

Course Outcomes:

Upon successful completion of this course the students will be able to:

- Understand the various properties of fluids and their influence on fluid motion and analyse a variety of problems in fluid statics and dynamics.
- Calculate the forces that act on submerged planes and curves.
- Ability to analyse various types of fluid flows.
- Apply the integral forms of the three fundamental laws of fluid mechanics to turbulent and laminar flow through pipes and ducts in order to predict relevant pressures, velocities and forces.
- Able Measure the quantities of fluid flowing in pipes, tanks and channels.

Syllabus:

UNIT I

Introduction: Dimensions and units – Physical properties of fluids - specific gravity, viscosity, surface tension, vapour pressure and their influences on fluid motion, pressure at a point, Pascal's law, Hydrostatic law -atmospheric, gauge and vacuum pressures- measurement of pressure. Pressure gauges, Manometers: Differential and Micro Manometers.

Hydrostatics: Hydrostatic forces on submerged plane, Horizontal, Vertical, inclined and curved surfaces – Center of pressure.

UNIT – II

Fluid Kinematics: Description of fluid flow, Stream line, path line and streak line and stream tube. Classification of flows: Steady, unsteady, uniform, non-uniform, laminar, turbulent, rotational and irrotational flows – Equation of continuity for one, two , three dimensional flows – stream and velocity potential functions, flow net analysis.

Fluid Dynamics: Surface and body forces – Euler's and Bernoulli's equations for flow along a stream line - Momentum equation and its application – forces on pipe bend.



JAWAHARLAL NEHRU TECHNOLOGICAL UNIVERSITY KAKINADA
KAKINADA – 533 003, Andhra Pradesh, India

DEPARTMENT OF CIVIL ENGINEERING

UNIT – III

Laminar Flow and Turbulent Flows: Reynold's experiment – Characteristics of Laminar & Turbulent flows, Shear and velocity distributions, Laws of Fluid friction, Hagen-Poiseulle Formula, Flow between parallel plates, Flow through long tubes, hydro-dynamically smooth and rough flows.
Closed Conduit Flow: Darcy-Weisbach equation, Minor losses – pipes in series – pipes in parallel – Total energy line and hydraulic gradient line, variation of friction factor with Reynold's number – Moody's Chart, Pipe network problems, Hazen-Williams formula, Hard-Cross Method,

UNIT – IV

Measurement of Flow: Pitot tube, Venturi meter and Orifice meter – classification of orifices, small orifice and large orifice, flow over rectangular, triangular, trapezoidal and Stepped notches, Broad crested weirs and Ogee weirs.

UNIT – V

Boundary Layer Theory: Boundary layer (BL) – concepts, Prandtl contribution, Characteristics of boundary layer along a thin flat plate, Vonkarman momentum integral equation, laminar and turbulent Boundary layers (no deviations)- BL in transition, separation of BL, Control of BL, flow around submerged objects-Drag and Lift- Magnus effect.

Text Books:

1. Modi P.N and Seth S.M.(2018), "Fluid mechanics", Standard book house, New Delhi
2. AtextofFluidmechanicsandhydraulicmachines,R.K.Bansal-LaxmiPublications (P) ltd., New Delhi

References:

1. K.Subramanyam, Fluid mechanics and hydraulic machines Mc graw hill education, IInd edition
2. Fluid Mechanics and Machinery, C.S.P. Ojha, R. Berndtsson and P.N. Chandramouli, Oxford Higher Education.
3. Principle of fluid mechanics and fluid machines III edition, university press



JAWAHARLAL NEHRU TECHNOLOGICAL UNIVERSITY KAKINADA
KAKINADA – 533 003, Andhra Pradesh, India

DEPARTMENT OF CIVIL ENGINEERING

II Year - I Semester		L	T	P	C
		3	0	0	3
SURVEYING AND GEOMETRICS					

Course Objectives:

The object of the course student should have the capability to:

- Know the principle and methods of surveying.
- Measure horizontal and vertical- distances and angles
- Recording of observation accurately
- Perform calculations based on the observation
- Identification of source of errors and rectification methods
- Apply surveying principles to determine areas and volumes and setting out curves
- Use modern surveying equipment's for accurate results

Course Outcomes:

Course will enable the student to:

- Apply the knowledge to calculate angles, distances and levels
- Identify data collection methods and prepare field notes
- Understand the working principles of survey instruments, measurement errors and corrective measures
- Interpret survey data and compute areas and volumes, levels by different type of equipment and relate the knowledge to the modern equipment and methodologies

SYLLABUS

UNIT - I

Introduction and Basic Concepts: Introduction, Objectives, classification and principles of surveying, surveying accessories. Introduction to Compass, levelling and Plane table surveying.

Measurement of Distances and Directions

Linear distances- Approximate methods, Direct Methods- Chains- Tapes, ranging, Tape corrections.

Prismatic Compass- Bearings, included angles, Local Attraction, Magnetic Declination, and dip – W.C.B systems and Q.B. system of locating bearings.

UNIT - II

Leveling- Types of levels, temporary and permanent adjustments, methods of levelling, booking and Determination of levels, Effect of Curvature of Earth and Refraction.

Contouring- Characteristics and uses of Contours, methods of contour surveying.

Areas - Determination of areas consisting of irregular boundary and regular boundary.

Volumes -Determination of volume of earth work in cutting and embankments for level section, volume of borrow pits, capacity of reservoirs.

UNIT - III

Theodolite Surveying: Types of Theodolites, temporary adjustments, measurement of horizontal angle by repetition method and reiteration method, measurement of vertical Angle, Trigonometric leveling when base is accessible and inaccessible.



JAWAHARLAL NEHRU TECHNOLOGICAL UNIVERSITY KAKINADA
KAKINADA – 533 003, Andhra Pradesh, India

DEPARTMENT OF CIVIL ENGINEERING

Traversing: Methods of traversing, traverse computations and adjustments, Introduction to Omitted measurements.

UNIT - IV

Curves: Types of curves and their necessity, elements of simple, compound, reverse curves.

Tachometric Surveying: Principles of Tachometry, stadia and tangential methods of Tachometry,

Modern Surveying Methods: Principle and types of E.D.M. Instruments, Total station- advantages and Applications. Introduction to Global Positioning System.

UNIT - V

Photogrammetry Surveying:

Introduction, Basic concepts, perspective geometry of aerial photograph, relief and tilt displacements, terrestrial photogrammetry, flight planning; Stereoscopy, ground control extension for photographic mapping- aerial triangulation, radial triangulation, methods; photographic mapping- mapping using paper prints, mapping using stereoplotting instruments, mosaics, map substitutes.

TEXT BOOKS:

1. Surveying (Vol – 1, 2 & 3), by B. C. Punmia, Ashok Kumar Jain and Arun Kumar Jain - Laxmi Publications (P) ltd., New Delhi.
2. Chandra A M, “Plane Surveying and highersurveying”, New Age International Pvt. Ltd., Publishers, New Delhi.
3. Duggal S K, “Surveying (Vol – 1 & 2), Tata McGraw Hill Publishing Co. Ltd. New Delhi.

REFERENCES:

1. Arthur R Benton and Philip J Taety, Elements of Plane Surveying, McGraw Hill.
2. Surveying and levelling by R. Subramanian, Oxford university press, New Delhi
3. Arora K R “Surveying Vol 1, 2 & 3), Standard Book House, Delhi.



JAWAHARLAL NEHRU TECHNOLOGICAL UNIVERSITY KAKINADA
KAKINADA – 533 003, Andhra Pradesh, India

DEPARTMENT OF CIVIL ENGINEERING

II Year - I Semester		L	T	P	C
		3	0	0	3
HIGHWAY ENGINEERING					

Course Learning Objectives:

The objectives of this course are:

- To impart different concepts in the field of Highway Engineering.
- To acquire design principles of Highway Geometrics and Pavements
- To acquire design principles of Intersections

Course Outcomes:

Upon the successful completion of this course, the students will be able to:

- Plan highway network for a given area.
- Determine Highway alignment and design highway geometrics.
- Design Intersections and prepare traffic management plans
- Judge suitability of pavement materials and design flexible and rigid pavements

SYLLABUS:

UNIT I Highway Planning and Alignment: Highway development in India; Classification of Roads; Road Network Patterns; Necessity for Highway Planning; Different Road Development Plans– First, second, third road development plans, road development vision 2021, Rural Road Development Plan – Vision 2025; Planning Surveys; Highway Alignment- Factors affecting Alignment- Engineering Surveys – Drawings and Reports.

UNIT – II Highway Geometric Design: Importance of Geometric Design- Design controls and Criteria- Highway Cross Section Elements- Sight Distance Elements- Stopping sight Distance, Overtaking Sight Distance and Intermediate Sight Distance- Design of Horizontal Alignment- Design of Super elevation and Extra widening- Design of Transition Curves- Design of Vertical alignment- Gradients- Vertical curves.

UNIT – III Traffic Engineering: Basic Parameters of Traffic-Volume, Speed and Density- Traffic Volume Studies; Speed studies –spot speed and speed & delay studies; Parking Studies; Road Accidents-Causes and Preventive measures - Condition Diagram and Collision Diagrams; PCU Factors, Capacity of Highways – Factors Affecting; LOS Concepts; Road Traffic Signs; Road markings; Types of Intersections; At-Grade Intersections – Design of Plain, Flared, Rotary and Channelized Intersections; Design of Traffic Signals –Webster Method –IRC Method.

UNIT – IV Highway Materials: Subgrade soil: classification –Group Index – Subgrade soil strength – California Bearing Ratio – Modulus of Subgrade Reaction. Stone aggregates: Desirable properties – Tests for Road Aggregates – Bituminous Materials: Types – Desirable properties – Tests on Bitumen – Bituminous paving mixes: Requirements – Marshall Method of Mix Design.



JAWAHARLAL NEHRU TECHNOLOGICAL UNIVERSITY KAKINADA
KAKINADA – 533 003, Andhra Pradesh, India

DEPARTMENT OF CIVIL ENGINEERING

UNIT – V Design Of Pavements: Types of pavements; Functions and requirements of different components of pavements; Design Factors

Flexible Pavements: Design factors – Flexible Pavement Design Methods – CBR method – IRC method – Burmister method – Mechanistic method – IRC Method for Low volume Flexible pavements.

Rigid Pavements: Design Considerations – wheel load stresses – Temperature stresses –Frictional stresses – Combination of stresses – Design of slabs – Design of Joints – IRC method – Rigid pavements for low volume roads – Continuously Reinforced Cement Concrete Pavements – Roller Compacted Concrete Pavements.

TEXT BOOKS:

1. Highway Engineering, Khanna S. K., Justo C. E. G and Veeraragavan A, Nem Chand Bros., Roorkee.
2. Traffic Engineering and Transportation Planning, Kadiyali L. R, Khanna Publishers, New Delhi.

REFERENCES:

1. Principles of Highway Engineering, Kadiyali L. R, Khanna Publishers, New Delhi
2. Principles of Transportation Engineering, Partha Chakroborthy and Animesh Das, PHI Learning Private Limited, Delhi



JAWAHARLAL NEHRU TECHNOLOGICAL UNIVERSITY KAKINADA
KAKINADA – 533 003, Andhra Pradesh, India

DEPARTMENT OF CIVIL ENGINEERING

II Year – I Semester		L	T	P	C
		0	0	3	1.5
CONCRETE TECHNOLOGY LAB					

Course Learning Objectives:

- To study basic properties ingredients of concrete, fresh and hardened concrete properties

Course Outcomes:

Upon successful completion of this course, student will be able to

- Determine consistency and fineness of cement.
- Determine setting times of cement.
- Determine specific gravity and soundness of cement.
- Determine compressive strength of cement.
- Determine workability of cement concrete by compaction factor, slump and Vee – Beetest
- Determine specific gravity of coarse aggregate and fine aggregate by Sieve analysis.
- Determine flakiness and elongation index of aggregates.
- Determine bulking of sand.
- Understand non-destructive testing procedures on concrete.

List of Experiments: At least 10 experiments must be conducted (at least one for each property)

1. Determination of normal Consistency and fineness of cement.
2. Determination of initial setting time and final setting time of cement.
3. Determination of specific gravity and soundness of cement.
4. Determination of compressive strength of cement.
5. Determination of grading and fineness modulus of Coarse aggregate by sieve analysis.
6. Determination of specific gravity of coarse aggregate
7. Determination of grading and fineness modulus of fine aggregate (sand) by sieve analysis.
8. Determination of bulking of sand.
9. Determination of workability of concrete by compaction factor method.
10. Determination of workability of concrete by slump test
11. Determination of workability of concrete by Vee-beetest.
12. Determination of compressive strength of cement concrete and its young's modulus
13. Determination of split tensile strength of concrete.
14. Non-Destructive testing on concrete (for demonstration)



JAWAHARLAL NEHRU TECHNOLOGICAL UNIVERSITY KAKINADA
KAKINADA – 533 003, Andhra Pradesh, India

DEPARTMENT OF CIVIL ENGINEERING

List of Equipment:

1. Standard set of sieves for coarse aggregate and fine aggregate
2. Vicat's apparatus
3. Specific gravity bottle.
4. Lechatlier's apparatus.
5. Slump Test Apparatus.
6. Compaction Factor Test Apparatus.
7. Vee- Bee test apparatus
8. Longitudinal compresso-meter
9. Universal testing Machine (UTM)/Compression Testing Machine(CTM).
10. Rebound hammer, Ultrasonic pulse velocity machine, micro cover meteretc.

Reference:

- 1) Concrete Manual by M.L.Gambhir



JAWAHARLAL NEHRU TECHNOLOGICAL UNIVERSITY KAKINADA
KAKINADA – 533 003, Andhra Pradesh, India

DEPARTMENT OF CIVIL ENGINEERING

II Year – I Semester		L	T	P	C
		0	0	3	1.5
HIGHWAY ENGINEERING LAB					

Course Learning Objectives:

The objectives of this course are:

1. To test crushing value, impact resistance, specific gravity and water absorption, attrition value, abrasion value, flakiness index and elongation index for the given road aggregates.
2. To know penetration value, ductility value, softening point, flash and fire point, viscosity and stripping for the given bitumen grade.
3. To test the stability for the given bituminous mix
4. To carry out surveys for traffic volume, speed and parking.

Course outcomes:

At the end of the course, the student will be able to

- a. Test aggregates and judge the suitability of materials for the road construction
- b. Test the given bitumen samples and judge their suitability for the road construction
- c. Obtain the optimum bitumen content for Bituminous Concrete
- d. Determine the traffic volume, speed and parking characteristics.
- e. Draw highway cross sections and intersections.

SYLLABUS:

I. ROAD AGGREGATES:

1. Aggregate Crushing value Test
2. Aggregate Impact Test.
3. Specific Gravity and Water Absorption Test
4. Attrition Test
5. Abrasion Test.
6. Shape tests

II. BITUMINOUS MATERIALS:

1. Penetration Test.
2. Ductility Test.
3. Softening Point Test.
4. Flash and fire point tests.
5. Stripping Test
6. Viscosity Test.

III. BITUMINOUS MIX:

1. Marshall Stability test.

IV. TRAFFIC SURVEYS:

1. Traffic volume study at mid blocks.
2. Traffic Volume Studies (Turning Movements) at intersection.
3. Spot speed studies.
4. Parking study.



JAWAHARLAL NEHRU TECHNOLOGICAL UNIVERSITY KAKINADA
KAKINADA – 533 003, Andhra Pradesh, India

DEPARTMENT OF CIVIL ENGINEERING

V. DESIGN & DRAWING

1. Earthwork calculations for road works
2. Drawing of road cross sections
3. Rotary intersection design

LIST OF EQUIPMENT:

1. Apparatus for aggregate crushing test.
2. Aggregate Impact testing machine
3. Pycnometers
4. Los angles Abrasion test machine
5. Deval's Attrition test machine
6. Elongation and thickness gauges
7. Bitumen penetration test setup.
8. Bitumen Ductility test setup.
9. Ring and ball apparatus
10. Viscometer.
11. Marshal Mix design apparatus.
12. Enoscope for spot speed measurement.
13. Stop Watches

TEXT BOOKS:

1. 'Highway Material Testing Manual' by S.K. Khanna, C.E.G Justo and A.Veeraraghavan, Neam Chan Brothers New Chand Publications, New Delhi.
2. Highway Material Testing & Quality Control by Rao Wiley India pvt. Ltd., Noida, New Delhi

REFERENCE BOOKS:

1. IRC Codes of Practice
2. Asphalt Institute of America Manuals
3. Code of Practice of B.I.S.



JAWAHARLAL NEHRU TECHNOLOGICAL UNIVERSITY KAKINADA
KAKINADA – 533 003, Andhra Pradesh, India

DEPARTMENT OF CIVIL ENGINEERING

II Year - I Semester		L	T	P	C
		0	0	3	1.5
SURVEYING FILED WORK – I (Lab)					

List of Field Works:

1. Survey by chain survey of road profile with offsets in case of road widening.
2. Survey in an area by chain survey (Closed circuit)
3. Determination of distance between two inaccessible points by using compass.
4. Finding the area of the given boundary using compass (Closed Traverse)
5. Plane table survey; finding the area of a given boundary by the method of Radiation
6. Plane table survey; finding the area of a given boundary by the method of intersection.
7. Two Point Problem by the plane table survey.
8. Fly levelling : Height of the instrument method (differential levelling)
9. Fly levelling: rise and fall method.
10. Fly levelling: closed circuit/ open circuit.
11. Fly levelling; Longitudinal Section and Cross sections of a given road profile.
12. Fly levelling and Fly chaining (complete field work).

Note: Any 10 field work assignments must be completed.



JAWAHARLAL NEHRU TECHNOLOGICAL UNIVERSITY KAKINADA
KAKINADA – 533 003, Andhra Pradesh, India

DEPARTMENT OF CIVIL ENGINEERING

II Year - I Semester		L	T	P	C
		1	0	2	2
SKILL ORIENTED COURSE*					

Topographic Survey with contour map (Total station/ DGPS) or

Masonry 3' height with different bonds and different thickness



JAWAHARLAL NEHRU TECHNOLOGICAL UNIVERSITY KAKINADA
KAKINADA – 533 003, Andhra Pradesh, India

DEPARTMENT OF CIVIL ENGINEERING

II Year - I Semester		L	T	P	C
		2	0	0	0
CONSTITUTION OF INDIA (MC)					

Course Objectives:

- To Enable the student to understand the importance of constitution
- To understand the structure of executive, legislature and judiciary
- To understand philosophy of fundamental rights and duties
- To understand the autonomous nature of constitutional bodies like Supreme Court and high court controller and auditor general of India and election commission of India.
- To understand the central and state relation financial and administrative.

UNIT-I

Introduction to Indian Constitution: Constitution meaning of the term, Indian Constitution - Sources and constitutional history, Features - Citizenship, Preamble, Fundamental Rights and Duties, Directive Principles of State Policy.

Learning outcomes:

After completion of this unit student will

- Understand the concept of Indian constitution
- Apply the knowledge on directive principle of state policy
- Analyze the History, features of Indian constitution
- Evaluate Preamble Fundamental Rights and Duties

UNIT-II

Union Government and its Administration Structure of the Indian Union: Federalism, Centre- State relationship, President: Role, power and position, PM and Council of ministers, Cabinet and Central Secretariat, Lok Sabha, Rajya Sabha, The Supreme Court and High Court: Powers and Functions;

Learning outcomes:-After completion of this unit student will

- Understand the structure of Indian government
- Differentiate between the state and central government
- Explain the role of President and Prime Minister
- Know the Structure of supreme court and High court

UNIT-III

State Government and its Administration Governor - Role and Position - CM and Council of ministers, State Secretariat: Organisation, Structure and Functions

Learning outcomes:-After completion of this unit student will

- Understand the structure of state government
- Analyze the role Governor and Chief Minister
- Explain the role of state Secretariat
- Differentiate between structure and functions of state secretariat

UNIT-IV

A. Local Administration - District's Administration Head - Role and Importance, Municipalities - Mayor and role of Elected Representative - CEO of Municipal Corporation Panchayati Raj: Functions



JAWAHARLAL NEHRU TECHNOLOGICAL UNIVERSITY KAKINADA
KAKINADA – 533 003, Andhra Pradesh, India

DEPARTMENT OF CIVIL ENGINEERING

PRI: ZilaPanchayat, Elected officials and their roles, CEO ZilaPanchayat: Block level Organizational Hierarchy - (Different departments), Village level - Role of Elected and Appointed officials - Importance of grass root democracy

Learning outcomes:-After completion of this unit student will

- Understand the local Administration
- Compare and contrast district administration role and importance
- Analyze the role of Myer and elected representatives of Municipalities
- Evaluate Zillapanchayat block level organisation

UNIT-V

Election Commission: Election Commission- Role of Chief Election Commissioner and Election Commissionerate State Election Commission:, Functions of Commissions for the welfare of SC/ST/OBC and women

Learning outcomes:-After completion of this unit student will

- Know the role of Election Commission apply knowledge
- Contrast and compare the role of Chief Election commissioner and Commissionerate
- Analyze role of state election commission
- Evaluate various commissions of viz SC/ST/OBC and women

References:

1. Durga Das Basu, Introduction to the Constitution of India, Prentice – Hall of India Pvt. Ltd., New Delhi
2. SubashKashyap, Indian Constitution, National Book Trust
3. J.A. Siwach, Dynamics of Indian Government & Politics
4. D.C. Gupta, Indian Government and Politics
5. H.M.Sreevai, Constitutional Law of India, 4th edition in 3 volumes (Universal Law Publication)
6. J.C. Johari, Indian Government and Politics Hans
7. J. Raj IndianGovernment and Politics
8. M.V. Pylee, Indian Constitution Durga Das Basu, Human Rights in Constitutional Law, Prentice – Hall of India Pvt. Ltd., New Delhi
9. Noorani, A.G., (South Asia Human Rights Documentation Centre), Challenges to Civil Right), Challenges to Civil Rights Guarantees in India, Oxford University Press 2012

Resources:

1. nptel.ac.in/courses/109104074/8
2. nptel.ac.in/courses/109104045/
3. nptel.ac.in/courses/101104065/
4. www.hss.iitb.ac.in/en/lecture-details
5. www.iitb.ac.in/en/event/2nd-lecture-institute-lecture-series-indian-constitution



JAWAHARLAL NEHRU TECHNOLOGICAL UNIVERSITY KAKINADA
KAKINADA – 533 003, Andhra Pradesh, India

DEPARTMENT OF CIVIL ENGINEERING

Course Outcomes:

At the end of the semester/course, the student will be able to have a clear knowledge on the following:

- Understand historical background of the constitution making and its importance for building a democratic India.
- Understand the functioning of three wings of the government i.e., executive, legislative and judiciary.
- Understand the value of the fundamental rights and duties for becoming good citizen of India.
- Analyze the decentralization of power between central, state and local self-government.
- Apply the knowledge in strengthening of the constitutional institutions like CAG, Election Commission and UPSC for sustaining democracy.
 1. Know the sources, features and principles of Indian Constitution.
 2. Learn about Union Government, State government and its administration.
 3. Get acquainted with Local administration and Panchayati Raj.
 4. Be aware of basic concepts and developments of Human Rights.
 5. Gain knowledge on roles and functioning of Election Commission



JAWAHARLAL NEHRU TECHNOLOGICAL UNIVERSITY KAKINADA
KAKINADA – 533 003, Andhra Pradesh, India

DEPARTMENT OF CIVIL ENGINEERING

II Year - II Semester		L	T	P	C
		3	0	0	3
COMPLEX VARIABLES AND STATISTICAL METHODS (Common to all branches of Second Year except CSE and IT)					

Course Objectives:

- To familiarize the complex variables.
- To make the student capable of evaluating the integrals in complex domains
- To make the student capable of expanding a given function as a series and finding the poles and residues
- To make the student capable of evaluating the integrals in complex domains using residue theorem
- To familiarize the students with the foundations of probability and statistical methods.
- To equip the students to solve application problems in their disciplines.

Course Outcomes: At the end of the course students will be able to

- apply Cauchy-Riemann equations to complex functions in order to determine whether a given continuous function is analytic (L3)
- find the differentiation and integration of complex functions used in engineering problems (L5)
- make use of the Cauchy residue theorem to evaluate certain integrals (L3)
- apply discrete and continuous probability distributions (L3)
- design the components of a classical hypothesis test (L6)
- infer the statistical inferential methods based on small and large sampling tests (L4)

UNIT – I: Functions of a complex variable and Complex integration: (10 hrs)

Introduction – Continuity – Differentiability – Analyticity – Cauchy-Riemann equations in Cartesian and polar coordinates – Harmonic and conjugate harmonic functions – Milne – Thompson method. Complex integration: Line integral – Cauchy’s integral theorem – Cauchy’s integral formula – Generalized integral formula (all without proofs) and problems on above theorems.

UNIT – II: Series expansions and Residue Theorem: (10 hrs)

Radius of convergence – Expansion in Taylor’s series, Maclaurin’s series and Laurent series. Types of Singularities: Isolated – Essential – Pole of order m – Residues – Residue theorem (without proof) – Evaluation of real integral of the types $\int_{-\infty}^{\infty} f(x)dx$ and $\int_c^{c+2\pi} f(\cos \theta, \sin \theta)d\theta$.



JAWAHARLAL NEHRU TECHNOLOGICAL UNIVERSITY KAKINADA
KAKINADA – 533 003, Andhra Pradesh, India

DEPARTMENT OF CIVIL ENGINEERING

II Year – II Semester		L	T	P	C
		3	0	0	3
STRENGTH OF MATERIALS - II					

Course Learning Objectives:

- To give concepts of Principal stresses and strains developed in cross section of the beams on the cross section and stresses on any inclined plane. To impart concepts of failures in the material considering different theories
- To give concepts of torsion and governing torsion equation, and there by calculate the power transmitted by shafts and springs and design the cross section when subjected to loading using different theories of failures.
- To classify columns and calculation of load carrying capacity and to assess stresses due to axial and lateral loads for different edge conditions and to calculate combined effect of direct and bending stresses on different engineering structures.
- Introduce the concept of unsymmetrical bending in beams Location of neutral axis Deflection of beams under unsymmetrical bending.

Course Outcomes:

Upon successful completion of this course,

- The student will be able to understand the basic concepts of Principal stresses developed in a member when it is subjected to stresses along different axes and design the sections.
- The student can assess stresses in different engineering applications like shafts, springs, columns and struts subjected to different loading conditions

SYLLABUS:

UNIT- I Principal Stresses and Strains And Theories of Failures: Introduction – Stresses on an inclined section of a bar under axial loading – compound stresses – Normal and tangential stresses on an inclined plane for biaxial stresses – Two perpendicular normal stresses accompanied by a state of simple shear – Mohr’s circle of stresses – Principal stresses and strains – Analytical and graphical solutions.

Theories of Failures: Introduction – Various Theories of failures like Maximum Principal stress theory – Maximum Principal strain theory – Maximum shear stress theory – Maximum strain energy theory – Maximum shear strain energy theory.

UNIT – II Torsion of Circular Shafts and Springs: Theory of pure torsion – Derivation of Torsion equations: $T/J = q/r = N\phi/L$ – Assumptions made in the theory of pure torsion – Torsional moment of resistance – Polar section modulus – Power transmitted by shafts – Combined bending and torsion and end thrust – Design of shafts according to theories of failure.

Springs: Introduction – Types of springs – deflection of close and open coiled helical springs under axial pull and axial couple – springs in series and parallel.



JAWAHARLAL NEHRU TECHNOLOGICAL UNIVERSITY KAKINADA
KAKINADA – 533 003, Andhra Pradesh, India

DEPARTMENT OF CIVIL ENGINEERING

UNIT – III Columns and Struts: Introduction – Types of columns – Short, medium and long columns – Axially loaded compression members – Crushing load – Euler’s theorem for long columns- assumptions- derivation of Euler’s critical load formulae for various end conditions – Equivalent length of a column – slenderness ratio – Euler’s critical stress – Limitations of Euler’s theory – Rankine – Gordon formula – Long columns subjected to eccentric loading – Secant formula – Empirical formulae – Straight line formula – Prof. Perry’s formula.

UNIT – IV Direct and Bending Stresses: Stresses under the combined action of direct loading and B.M. Core of a section – determination of stresses in the case of chimneys, retaining walls and dams – conditions for stability – stresses due to direct loading and B.M. about both axis.

UNIT – V Unsymmetrical Bending and Shear Centre

Un-symmetrical Bending: Introduction – Centroidal principal axes of section – Graphical method for locating principal axes – Moments of inertia referred to any set of rectangular axes – Stresses in beams subjected to unsymmetrical bending – Principal axes – Resolution of bending moment into two rectangular axes through the centroid – Location of neutral axis Deflection of beams under unsymmetrical bending.

Shear Centre: Introduction Shear center for symmetrical and unsymmetrical sections (channel, I, T and L sections).

TEXT BOOKS:

1. A Textbook of Strength of Materials, by R. K. Rajput, 7e (Mechanics of Solids) SI Units S. Chand & Co, NewDelhi
2. Strength of materials by R. K. Bansal, Lakshmi Publications.

REFERENCES:

1. Mechanics of Materials- by R. C.Hibbler, Pearson publishers
2. Mechanics of Solids – E P Popov, Prentice Hall.
3. Strength of Materials by B.S.Basavarajaiah and P. Mahadevappa, 3rd Edition, Universities Press,
4. Mechanics of Structures Vol – I by H.J.Shah and S.B.Junnarkar, Charotar Publishing House Pvt. Ltd.



JAWAHARLAL NEHRU TECHNOLOGICAL UNIVERSITY KAKINADA
KAKINADA – 533 003, Andhra Pradesh, India

DEPARTMENT OF CIVIL ENGINEERING

II Year - II Semester		L	T	P	C
		3	0	0	3
HYDRAULICS AND HYDRAULIC MACHINERY					

Course Learning Objectives:

- To study about uniform and non-uniform flows in open channel and also to learn about the characteristics of hydraulic jump
- To introduce dimensional analysis for fluid flow problems
- To understand the working principles of various types of hydraulic machines and Pumps.

Course Outcomes:

Upon successful completion of this course the students will be able to:

- Solve uniform and non-uniform open channel flow problems.
- Apply the principals of dimensional analysis and similitude in hydraulic model testing.
- Understand the working principles of various hydraulic machineries and pumps.

UNIT – I: UNIFORM FLOW IN OPEN CHANNEL:

Types of channels –Types of flows - Velocity distribution – Energy and momentum correction factors – Chezy’s, and Manning’s formulae for uniform flow – Most Economical sections, Critical flow: Specific energy-critical depth – computation of critical depth

UNIT II: NON-UNIFORM FLOW IN OPEN CHANNELS: Steady Gradually Varied flow-Dynamic equation, Mild, Critical, Steep, horizontal and adverse slopes-surface profiles-direct step method- Rapidly varied flow, hydraulic jump, energy dissipation.

UNIT – III: HYDRAULIC SIMILITUDE: Dimensional analysis-Rayleigh’s method and Buckingham’s pi theorem-study of Hydraulic models – Geometric, kinematic and dynamic similarities-dimensionless numbers – model and prototype relations.

UNIT – IV: BASICS OF TURBO MACHINERY: Hydrodynamic force of jets on stationary and moving flat, inclined and curved vanes, jet striking centrally and at tip, velocity triangles at inlet and outlet, expressions for work done and efficiency-Angular momentum principle.

UNIT – V:

HYDRAULIC TURBINES – I: Layout of a typical Hydropower installation – Heads and efficiencies - classification of turbines. Pelton wheel - Francis turbine - Kaplan turbine - working, working proportions, velocity diagram, work done and efficiency, hydraulic design, draft tube – theory and efficiency. Governing of turbines-surge tanks-unit and specific quantities, selection of turbines, performance characteristics-geometric similarity-cavitation.



JAWAHARLAL NEHRU TECHNOLOGICAL UNIVERSITY KAKINADA
KAKINADA – 533 003, Andhra Pradesh, India

DEPARTMENT OF CIVIL ENGINEERING

PUMPS:

CENTRAIFUGAL-PUMPS: Pump installation details-classification-work done- Manometric head-minimum starting speed-losses and efficiencies-specific speed, multistage pumps-pumps in parallel and series - performance of pumps-characteristic curves- NPSH- Cavitation.

RECIPROCATING PUMPS: Introduction, classification, components, working, discharge, indicator diagram, work done and slip.

Text Books:

1. Open Channel flow, K. Subramanya, Tata McGraw Hill Publishers
2. Fluid mechanics and hydraulic machines, Rajput, A.K(2018) , S chand ,New Delhi
3. Fluid Mechanics, Modi and Seth, Standard book house.

References:

1. Fluid Flow in Pipes and Channels, G.L. Asawa, CBS
2. Fluid Mechanics and Machinery, C.S.P. OJHA, R. BERNDTSSON and P.N. Chandramouli, Oxford Higher Education.
3. Fluid Mechanics and Machinery, Md. Kaleem Khan, Oxford Highereducation.
4. Fluid mechanics and Hydraulic machines, R.K. Bansal, Laxmi publications ,New Delhi.



JAWAHARLAL NEHRU TECHNOLOGICAL UNIVERSITY KAKINADA
KAKINADA – 533 003, Andhra Pradesh, India

DEPARTMENT OF CIVIL ENGINEERING

II Year – II Semester		L	T	P	C
		3	0	0	3
ENVIRONMENTAL ENGINEERING					

Course Learning Objectives:

The course will address the following:

- Outline planning and the design of water supply systems for a community/town/city and selection of source based on quality and quantity
- Design of water treatment plant for a village/city
- Impart knowledge on design of water distribution network
- Design of sewers and plumbing system for buildings
- Design of Sewage Treatment Plant

Course Outcomes:

Upon the successful completion of this course, the students will be able to:

- Select a source based on quality and quantity and Estimate design population and water demand
- Design a water treatment plant for a village/city
- Design a sewer by estimating DWF and Storm water flow and plumbing system for buildings
- Design a Sewage Treatment Plant for a town/city.

UNIT-I

Introduction: Importance and Necessity of Protected Water Supply systems, Water borne diseases, Flow chart of public water supply system, Role of Environmental Engineer.

Water Demand and Quantity Estimation: Estimation of water demand for a town or city, Per capita Demand and factors influencing it - factors affecting water demand, Design Period, Population forecasting.

Sources of Water: Lakes, Rivers, Comparison of sources with reference to quality, quantity and other considerations- Ground water sources: springs, Wells and Infiltration galleries, Characteristics of water– Physical, Chemical and Biological characteristics and WHO guidelines for drinking water - IS 10500 2012 - Water quality standards for Agriculture, Industries and Construction.

UNIT-II

Treatment of Water: Treatment methods: Theory and Design of Sedimentation, Coagulation, Filtration. **Disinfection:** Theory of disinfection-Chlorination and other Disinfection methods. Removal of color and odors- Removal of Iron and Manganese - Adsorption- Fluoridation and defluoridation–Reverse Osmosis- Solar stills- Freezing

UNIT-III

Collection and Conveyance of Water: Factors governing the selection of the intake structure, Conveyance of Water: Gravity and Pressure conduits, Types of Pipes, Pipe Materials, Pipe joints, Design aspects of pipe lines, Design of economical diameter of pumping main, HP of pump and monthly expenditure for an apartment and a village. Laying and testing of pipe lines- Capacity of storage reservoirs, Mass curve analysis.



JAWAHARLAL NEHRU TECHNOLOGICAL UNIVERSITY KAKINADA
KAKINADA – 533 003, Andhra Pradesh, India

DEPARTMENT OF CIVIL ENGINEERING

Distribution of Water: Methods of Distribution system, Layouts of Distribution networks, Water main appurtenances - Sluice valves, Pressure relief valves, air valves, check valves, hydrants, and water meters–Ideal water supply system. Case studies.

UNIT – IV

Sewerage: Estimation of sewage flow and storm water drainage – fluctuations – types of sewers - design of sewers.

Sewer appurtenances – cleaning and ventilation of sewers. **Sewage pumps.**

House Plumbing: Systems of plumbing-sanitary fittings and other accessories– one pipe and two pipe systems – Design of drainage in Gated communities, Apartments and Hotels.

Septic Tank - working Principles and Design

UNIT – V

Sewage characteristics –Characteristics of sewage - BOD equations. ThOD, COD and BOD.

Treatment of Sewage: Primary treatment. **Secondary treatment:** Activated Sludge Process, principles, designs, and operational problems. Oxidation ponds, Trickling Filters – classification – design, operation and maintenance problems. RBCs. Fluidized bed reactors –Anaerobic digestion of sludge, Sludge Drying Beds.

Ultimate Disposal of sewage: Methods of disposal – disposal into water bodies-Oxygen Sag Curve- Disposal into sea, disposal on land, Crown corrosion, Sewage sickness. Effluent standards.

Text Books

1. Environmental Engineering – Howard S. Peavy, Donald R. Rowe, Teorge George Tchobanoglus – Mc-Graw-Hill Book Company, New Delhi, 1985.
2. Rural Municipal and Industrial water management, KVSG Murali Karishna, Environmental Protection Society, Kakinada, 2021.
3. Industrial Water and Wastewater Management, K.V.S.G. Murali Krishna, Paramount Publications, Visakhapatnam, 2018.
4. Elements of Environmental Engineering – K. N. Duggal, S. Chand & Company Ltd., New Delhi, 2012.

References

1. Water Supply Engineering – P. N. Modi.
2. Water Supply Engineering – B. C. Punmia
3. Water Supply and Sanitary Engineering – G. S. Birdie and J. S. Birdie
4. Environmental Engineering, D. Srinivasan, PHI Learning Private Limited, New Delhi, 2011.
5. Environmental Engineering, Ruth F. Weiner and Robin Matthews – 4th Edition Elsevier, 2003
6. Environmental Engineering, D. Srinivasan, PHI Learning Private Limited, New Delhi, 2011.



JAWAHARLAL NEHRU TECHNOLOGICAL UNIVERSITY KAKINADA
KAKINADA – 533 003, Andhra Pradesh, India

DEPARTMENT OF CIVIL ENGINEERING

II Year - II Semester		L	T	P	C
		3	0	0	3
MANAGERIAL ECONOMICS AND FINANCIAL ANALYSIS (Common to all Branches)					

Course Learning Objectives:

- The Learning objectives of this paper are to understand the concept and nature of Managerial Economics and its relationship with other disciplines and also to understand the Concept of Demand and Demand forecasting.
- To familiarize about the Production function, Input Output relationship, Cost-Output relationship and Cost-Volume-Profit Analysis.
- To understand the nature of markets, Methods of Pricing in the different market structures and to know the different forms of Business organization and the concept of Business Cycles.
- To learn different Accounting Systems, preparation of Financial Statement and uses of different tools for performance evaluation.
- Finally, it is also to understand the concept of Capital, Capital Budgeting and the techniques used to evaluate Capital Budgeting proposals.

Course Outcomes:

- The Learner is equipped with the knowledge of estimating the Demand and demand elasticities for a product.
- The knowledge of understanding of the Input-Output-Cost relationships and estimation of the least cost combination of inputs.
- The pupil is also ready to understand the nature of different markets and Price Output determination under various market conditions and also to have the knowledge of different Business Units.
- The Learner is able to prepare Financial Statements and the usage of various Accounting tools for Analysis.
- The Learner can able to evaluate various investment project proposals with the help of capital budgeting techniques for decision making.

Unit-I

Introduction to Managerial Economics and demand Analysis:

Definition of Managerial Economics –Scope of Managerial Economics and its relationship with other subjects –Concept of Demand, Types of Demand, Determinants of Demand- Demand schedule, Demand curve, Law of Demand and its limitations- Elasticity of Demand, Types of Elasticity of Demand and Measurement- Demand forecasting and Methods of forecasting, Concept of Supply and Law of Supply.



JAWAHARLAL NEHRU TECHNOLOGICAL UNIVERSITY KAKINADA
KAKINADA – 533 003, Andhra Pradesh, India

DEPARTMENT OF CIVIL ENGINEERING

Unit – II:

Theories of Production and Cost Analyses:

Theories of Production function- Law of Variable proportions-Isoquants and Isocosts and choice of least cost factor combination-Concepts of Returns to scale and Economies of scale-Different cost concepts: opportunity costs, explicit and implicit costs-Fixed costs, Variable Costs and Total costs –Cost –Volume-Profit analysis-Determination of Breakeven point(problems)-Managerial significance and limitations of Breakeven point.

Unit – III:

Introduction to Markets, Theories of the Firm & Pricing Policies:

Market Structures: Perfect Competition, Monopoly, Monopolistic competition and Oligopoly – Features – Price and Output Determination – Managerial Theories of firm: Marris and Williamson’s models – other Methods of Pricing: Average cost pricing, Limit Pricing, Market Skimming Pricing, Internet Pricing: (Flat Rate Pricing, Usage sensitive pricing) and Priority Pricing, Business Cycles : Meaning and Features – Phases of a Business Cycle. Features and Evaluation of Sole Trader, Partnership, Joint Stock Company – State/Public Enterprises and their forms.

Unit – IV:

Introduction to Accounting & Financing Analysis:

Introduction to Double Entry System, Journal, Ledger, Trail Balance and Preparation of Final Accounts with adjustments – Preparation of Financial Statements-Analysis and Interpretation of Financial Statements-Ratio Analysis – Preparation of Funds flow and cash flow analysis (Problems)

Unit – V:

Capital and Capital Budgeting: Capital Budgeting: Meaning of Capital-Capitalization-Meaning of Capital Budgeting-Time value of money- Methods of appraising Project profitability: Traditional Methods(payback period, accounting rate of return) and modern methods(Discounted cash flow method, Net Present Value method, Internal Rate of Return Method and Profitability Index)

TEXT BOOKS:

1. R Aryasri, Managerial Economics and Financial Analysis, The McGraw – Hill companies.

REFERENCES:

1. Varshney R.L, K.L Maheswari, Managerial Economics, S. Chand & Company Ltd,
2. JL Pappas and EF Brigham, Managerial Economics, Holt, R & W; New edition edition
3. N.P Srinivasn and M. SakthivelMurugan, Accounting for Management, S. Chand & Company Ltd,
4. Maheswari S.N, An Introduction to Accountancy, Vikas Publishing House Pvt Ltd
5. I.M Pandey, Financial Management , Vikas Publishing House Pvt Ltd
6. V. Maheswari, Managerial Economics, S. Chand & Company Ltd,



JAWAHARLAL NEHRU TECHNOLOGICAL UNIVERSITY KAKINADA
KAKINADA – 533 003, Andhra Pradesh, India

DEPARTMENT OF CIVIL ENGINEERING

II Year – II Semester		L	T	P	C
		0	0	3	1.5
ENVIRONMENTAL ENGINEERING LAB					

Course Learning Objectives:

The course will address the following:

- Estimation of important characteristics of water and wastewater in the laboratory
- Inference with reference to the significance of the characteristics of the water and wastewater

Course Outcomes:

Upon the successful completion of this course, the students will be able to:

- Estimate some important characteristics of water, wastewater and soil in the laboratory
- Draw some conclusion and decide whether the water is suitable for Drinking/Construction / Agriculture/ Industry.
- Estimate Chloride, EC and Salinity of Soil and suggest their suitability for Construction/Agriculture
- Estimation of the strength of the sewage in terms of BOD and COD and Decide whether the water body is polluted or not with reference to the stated parameters in the list of experiments
- Demonstration of various instruments used in testing of water and soil and study of Drinking water standards, WHO guidelines, Effluent standards and standards for Construction/ Agriculture/ Industry.

List of Experiments

1. Determination of pH and Electrical Conductivity (Salinity) of Water and Soil.
2. Determination and estimation of Total Hardness–Calcium & Magnesium in water.
3. Determination of P&M Alkalinity/Acidity
4. Determination of Chloride in water and soil
5. Determination and Estimation of total solids, organic solids and inorganic solids and Settleable Solids by Imhoff Cone.
6. Determination of Dissolved Oxygen with D.O. Meter & Wrinklers Method and BOD.
7. Physical parameters – Temperature, Color, Odor, Turbidity and Taste.
8. Determination of C.O.D.
9. Determination of Optimum coagulant dose- with and without coagulant aids
10. Determination of Chlorine residue and demand
11. Presumptive Coliform test.



JAWAHARLAL NEHRU TECHNOLOGICAL UNIVERSITY KAKINADA
KAKINADA – 533 003, Andhra Pradesh, India

DEPARTMENT OF CIVIL ENGINEERING

12. Desalination by Freezing and Boiling.
13. EC, TDs and Chloride in RO System- Raw water, Product water and Reject.
14. Suitability of water for construction
15. Evaporation, Rainfall, Humidity, Wind speed, Wind Direction

NOTE: At-least 10 of the experiments enlisted are to be conducted. Values for different water and wastewater samples like Surface water, Ground water, Sea water, Municipal water, Bottled water, RO- Raw water, Product and Reject samples, Municipal sewage, Industrial waters etc

List of Equipment's

- 1) pH meter
- 2) Turbidity meter
- 3) Conductivity meter
- 4) Hot air oven
- 5) Muffle furnace
- 6) Dissolved Oxygen meter
- 7) U–V visible spectrophotometer
- 8) COD Reflux Apparatus
- 9) Jar Test Apparatus
- 10) BOD Incubator
- 11) Autoclave
- 12) Laminar flow chamber
- 13) Hazen's Apparatus
- 14) Chloroscope
- 15) Weather Station

Text Books

1. Standard Methods for Analysis of Water and Waste Water –APHA
2. Chemical Analysis of Water and Soil by KVSG Murali Krishna, Environmental Protection Society, 4th Edition, 2021.

Reference

1. Relevant IS Codes.
2. Chemistry for Environmental Engineering by Sawyer and Mc.Carty.



JAWAHARLAL NEHRU TECHNOLOGICAL UNIVERSITY KAKINADA
KAKINADA – 533 003, Andhra Pradesh, India

DEPARTMENT OF CIVIL ENGINEERING

II Year – II Semester		L	T	P	C
		0	0	3	1.5
STRENGTH OF MATERIALS LAB					

Experiments

1. Tension test on Mild steel bar
2. Bending test on (Steel / Wood) Cantilever beam.
3. Bending test on simply supported beam.
4. Torsion test
5. Hardness test
6. Spring test
7. Compression test on wood or concrete
8. Impact test (Charpy and Izod impact test)
9. Shear test (on UTM)
10. Verification of Maxwell's Reciprocal theorem on beams.
11. Use of Electrical resistance strain gauges
12. Continuous beam – deflection test.

List of Major Equipment:

1. Universal Testing Machine
2. Torsion testing machine
3. Brinnell's / Rock well's hardness testing machine
4. Setup for spring tests
5. Compression testing machine
6. Izod Impact machine
7. Shear testing machine
8. Beam setup for Maxwell's theorem verification.
9. Electrical Resistance gauges



JAWAHARLAL NEHRU TECHNOLOGICAL UNIVERSITY KAKINADA
KAKINADA – 533 003, Andhra Pradesh, India

DEPARTMENT OF CIVIL ENGINEERING

II Year – II Semester		L	T	P	C
		0	0	3	1.5
FLUID MECHANICS AND HYDRAULIC MACHINERY LAB					

List of Experiments

1. Calibration of Venturi meter & Orifice meter
2. Determination of Coefficient of discharge for a small orifice and mouth piece by a constant head and variable head method.
3. Calibration of contracted Rectangular Notch and /or Triangular Notch
4. Determination of Coefficient of loss of head in a sudden contraction and friction factor.
5. Verification of Bernoulli's equation.
6. Impact of jet on vanes
7. Study of Hydraulic jump.
8. Performance test on Pelton wheel turbine
9. Performance test on Francis turbine.
10. Efficiency test on centrifugal pump.
11. Efficiency test on reciprocating pump.

List of Equipment:

1. Venturi meter setup.
2. Orifice meter setup.
3. Small orifice setup.
4. External mouth piece setup.
5. Rectangular and Triangular notch setups.
6. Friction factor test setup.
7. Bernoulli's theorem setup.
8. Impact of jets.
9. Hydraulic jump test setup.
10. Pelton wheel, Francis turbine and Kalpan turbines
11. Centrifugal and Reciprocating pumps.



JAWAHARLAL NEHRU TECHNOLOGICAL UNIVERSITY KAKINADA
KAKINADA – 533 003, Andhra Pradesh, India

DEPARTMENT OF CIVIL ENGINEERING

II Year - II Semester		L	T	P	C
		1	0	2	2
SKILL ORIENTED COURSE*					

Environmental Audit and compliance report or

Road safety audit with 1 or 2 KM length or

Water related leakage field studies



JAWAHARLAL NEHRU TECHNOLOGICAL UNIVERSITY KAKINADA
KAKINADA – 533 003, Andhra Pradesh, India

DEPARTMENT OF MECHANICAL ENGINEERING

COURSE STRUCTURE

For UG – R20

B. TECH - MECHANICAL ENGINEERING

(Applicable for batches admitted from 2020-2021)



JAWAHARLAL NEHRU TECHNOLOGICAL UNIVERSITY KAKINADA
KAKINADA - 533 003, Andhra Pradesh, India



JAWAHARLAL NEHRU TECHNOLOGICAL UNIVERSITY KAKINADA
KAKINADA – 533 003, Andhra Pradesh, India

DEPARTMENT OF MECHANICAL ENGINEERING

COURSE STRUCTURE

I Year – I SEMESTER

Sl.No	Course Code	Subjects	L	T	P	Credits
1	BSC-1	Calculus & Differential Equations (M-I)	3	0	0	3
2	BSC-2	Engineering Physics	3	0	0	3
3	ESC-1	Programming for Problem Solving	3	0	0	3
4	HSC-1	Communicative English	3	0	0	3
5	ESC-2	Engineering Drawing	2	0	2	3
6	BSC-L1	Engineering Physics Lab	0	0	3	1.5
7	ESC-L1	Programming for Problem Solving Using C Laboratory	0	0	3	1.5
8	HSC-L1	English Communication Skills Laboratory	0	0	3	1.5
9	MC -1	Environmental Science	2	0	0	0
Total Credits						19.5

I Year – II SEMESTER

Sl.No	Course Code	Subjects	L	T	P	Credits
1	BSC-3	Linear Algebra & Numerical Methods (M-II)	3	0	0	3
2	BSC-4	Engineering Chemistry	3	0	0	3
3	ESC-3	Engineering Mechanics	3	0	0	3
4	ESC-4	Basic Electrical & Electronics Engineering	3	0	0	3
5	ESC-5	Thermodynamics	3	0	0	3
6	ESC-L2	Workshop Practice Lab	0	0	3	1.5
7	BSC-L2	Engineering Chemistry Laboratory	0	0	3	1.5
8	ESC-L3	Basic Electrical & Electronics Engineering Lab	0	0	3	1.5
9	MC-2	Constitution of India	2	0	0	0
Total Credits						19.5



JAWAHARLAL NEHRU TECHNOLOGICAL UNIVERSITY KAKINADA
KAKINADA – 533 003, Andhra Pradesh, India

DEPARTMENT OF MECHANICAL ENGINEERING

II YEAR I SEMESTER

S. No.	Course Code	Course Title	L	T	P	Credits
1	BSC-5	Vector Calculus, Fourier Transforms and PDE(M-III)	3	0	0	3
2	PCC-1	Mechanics of Solids	3	0	0	3
3	PCC-2	Fluid Mechanics & Hydraulic Machines	3	0	0	3
4	PCC-3	Production Technology	3	0	0	3
5	PCC-4	Kinematics of Machinery	3	0	0	3
6	PCC-L1	Computer Aided Engineering Drawing Practice	0	0	3	1.5
7	PCC-L2	Fluid Mechanics & Hydraulic Machines Lab	0	0	3	1.5
8	PCC-L3	Production Technology Lab	0	0	3	1.5
9	SOC-1	Drafting and Modeling Lab	0	0	4	2
10	MC-3	Essence of Indian Traditional Knowledge	2	0	0	0
		Total Credits				21.5

II YEAR II SEMESTER

S. No	Course Code	Course Title	L	T	P	Credits
1	ESC-6	Material Science & Metallurgy	3	0	0	3
2	BSC-6	Complex Variables and Statistical Methods	3	0	0	3
3	PCC-5	Dynamics of Machinery	3	0	0	3
4	PCC-6	Thermal Engineering-I	3	0	0	3
5	HSC-2	Industrial Engineering and Management	3	0	0	3
6	ESC-L4	Mechanics of Solids and Metallurgy Lab	0	0	3	1.5
7	PCC-L6	Machine Drawing Practice	0	0	3	1.5
8	PCC-L7	Theory of Machines Lab	0	0	3	1.5
9	SOC-2	Python Programming Lab	1	0	2	2
		Total Credits				21.5
		Honors/Minor courses	4	0	0	4

* At the end of II Year II Semester, students must complete summer internship spanning between 1 to 2 months (Minimum of 6 weeks), @ Industries/ Higher Learning Institutions/ APSSDC.



JAWAHARLAL NEHRU TECHNOLOGICAL UNIVERSITY KAKINADA
KAKINADA – 533 003, Andhra Pradesh, India

DEPARTMENT OF MECHANICAL ENGINEERING

I Year I Semester		L	T	P	C
		3	0	0	3
CALCULUS & DIFFERENTIAL EQUATIONS-M1					

Course Objectives:

- To familiarize a variety of well-known sequences and series, with a developing intuition about the behaviour of new ones.
- To enlighten the learners in the concept of differential equations and multivariable calculus.
- To equip the students with standard concepts and tools at an intermediate to advanced level mathematics to develop the confidence and ability among the students to handle various real world problems and their applications.

Course Outcomes: At the end of the course, the student will be able to

- utilize mean value theorems to real life problems (L3)
- solve the differential equations related to various engineering fields (L3)
- familiarize with functions of several variables which is useful in optimization (L3)
- apply double integration techniques in evaluating areas bounded by region (L3)
- students will also learn important tools of calculus in higher dimensions. Students will become familiar with 2- dimensional and 3-dimensional coordinate systems(L5)

UNIT – I: Sequences, Series and Mean value theorems:

(10hrs)

Sequences and Series: Convergences and divergence – Ratio test – Comparison tests – Integral test –Cauchy’s root test – Alternate series– Leibnitz’s rule.

Mean Value Theorems (without proofs): Rolle’s Theorem – Lagrange’s mean value theorem – Cauchy’s mean value theorem – Taylor’s and Maclaurin’s theorems with remainders, Problems and applications on the above theorem.

UNIT – II: Differential equations of first order and first degree:

(10hrs)

Linear differential equations– Bernoulli’s equations –Exact equations and equations reducible to exactform.

Applications: Newton’s Law of cooling– Law of natural growth and decay– Orthogonal trajectories–Electrical circuits.

UNIT – III: Linear differential equations of higher order:

(10hrs)

Homogeneous and Non-homogeneous differential equations of higher order with constant coefficients – with non-homogeneous term of the type e^{ax} , $\sin ax$, $\cos ax$, polynomials in x^n , $e^{ax}V(x)$ and $x^nV(x)$ – Method of Variation of parameters, Cauchy and Legendre’s linear equations.

Applications: LCR circuit, Simple Harmonic motion.

UNIT – IV: Partial differentiation:

(10hrs)

Introduction – Homogeneous function – Euler’s theorem– Total derivative– Chain rule– Jacobian – Functional dependence –Taylor’s and MacLaurin’s series expansion of functions of two variables. Applications: Maxima and Minima of functions of two variables without constraints and Lagrange’s method.



JAWAHARLAL NEHRU TECHNOLOGICAL UNIVERSITY KAKINADA
KAKINADA – 533 003, Andhra Pradesh, India

DEPARTMENT OF MECHANICAL ENGINEERING

UNIT – V: Multiple integrals: (8 hrs)

Double and Triple integrals – Change of order of integration in double integrals – Change of variables to polar, cylindrical and spherical coordinates.

Applications: Finding Areas and Volumes.

Text Books:

1. **B. S. Grewal**, Higher Engineering Mathematics, 44th Edition, Khanna Publishers.
2. **B. V. Ramana**, Higher Engineering Mathematics, 2007 Edition, Tata Mc. Graw Hill Education.

Reference Books:

1. **Erwin Kreyszig**, Advanced Engineering Mathematics, 10th Edition, Wiley-India.
2. **Joel Hass, Christopher Heil and Maurice D. Weir**, Thomas calculus, 14th Edition, Pearson.
3. **Lawrence Turyn**, Advanced Engineering Mathematics, CRC Press, 2013.
4. **Srimantha Pal, S C Bhunia**, Engineering Mathematics, Oxford University Press.



JAWAHARLAL NEHRU TECHNOLOGICAL UNIVERSITY KAKINADA
KAKINADA – 533 003, Andhra Pradesh, India

DEPARTMENT OF MECHANICAL ENGINEERING

I Year I Semester		L	T	P	C
		3	0	0	3
ENGINEERING PHYSICS					

Unit-I: Wave Optics

12hrs

Interference: Principle of superposition –Interference of light - Interference in thin films (Reflection Geometry) & applications -Colors in thin films- Newton’s Rings- Determination of wavelength and refractive index.

Diffraction: Introduction - Fresnel and Fraunhofer diffraction - Fraunhofer diffraction due to single slit, double slit - N-slits(Qualitative) – Grating - Dispersive power and resolving power of Grating(Qualitative).

Polarization: Introduction-Types of polarization - Polarization by reflection, refraction and Double refraction - Nicol’s Prism -Half wave and Quarter wave plates.

Unit Outcomes:

The students will be able to

- **Explain** the need of coherent sources and the conditions for sustained interference (L2)
- **Identify** engineering applications of interference (L3)
- **Analyze** the differences between interference and diffraction with applications (L4)
- **Illustrate** the concept of polarization of light and its applications (L2)
- **Classify** ordinary polarized light and extraordinary polarized light (L2)

Unit-II: Lasers and Fiber optics

10hrs

Lasers: Introduction – Characteristics of laser – Spontaneous and Stimulated emissions of radiation – Einstein’s coefficients – Population inversion –Lasing action- Pumping mechanisms – Ruby laser – He-Ne laser - Applications of lasers.

Fiber optics: Introduction –Principle of optical fiber- Acceptance Angle-Numerical Aperture-Classification of optical fibers based on refractive index profile and modes –Propagation of electromagnetic wave through optical fibers - Applications.

Unit Outcomes:

The students will be able to

- **Understand** the basic concepts of LASER light Sources (L2)
- **Apply** the concepts to learn the types of lasers (L3)
- **Identifies** the Engineering applications of lasers (L2)
- **Explain** the working principle of optical fibers (L2)
- **Classify** optical fibers based on refractive index profile and mode of propagation (L2)
- **Identify** the applications of optical fibers in various fields (L2)



JAWAHARLAL NEHRU TECHNOLOGICAL UNIVERSITY KAKINADA
KAKINADA – 533 003, Andhra Pradesh, India

DEPARTMENT OF MECHANICAL ENGINEERING

UNIT III: Engineering Materials **8hrs**

Dielectric Materials: Introduction - Dielectric polarization - Dielectric polarizability, Susceptibility and Dielectric constant - Types of polarizations- Electronic (Quantitative), Ionic (Quantitative) and Orientation polarizations (Qualitative) - Lorentz internal field- Clausius- Mossotti equation- Piezoelectricity.

Magnetic Materials: Introduction - Magnetic dipole moment - Magnetization- Magnetic susceptibility and permeability - Origin of permanent magnetic moment - Classification of magnetic materials: Dia, para, Ferro, antiferro & Ferrimagnetic materials - Domain concept for Ferromagnetism & Domain walls (Qualitative) - Hysteresis - soft and hard magnetic materials- Eddy currents- Engineering applications.

Unit Outcomes:

The students will be able to

- **Explain** the concept of dielectric constant and polarization in dielectric materials (L2)
- **Summarize** various types of polarization of dielectrics (L2)
- **Interpret** Lorentz field and Claussius- Mosotti relation in dielectrics(L2)
- **Classify** the magnetic materials based on susceptibility and their temperature dependence(L2)
- **Explain** the applications of dielectric and magnetic materials (L2)
- **Apply** the concept of magnetism to magnetic devices (L3)

Unit-IV: Acoustics and Ultrasonics **10hrs**

Acoustics: Introduction – requirements of acoustically good hall– Reverberation – Reverberation time– Sabine’s formula (Derivation using growth and decay method) - Absorption coefficient and its determination – Factors affecting acoustics of buildings and their remedial measures.

Ultrasonics: Introduction - Properties - Production by magnetostriction and piezoelectric methods

– Detection - Acoustic grating - Non Destructive Testing – pulse echo system through transmission and reflection modes - Applications.

Unit Outcomes:

The students will be able to

- **Explain** how sound is propagated in buildings (L2)
- **Analyze** acoustic properties of typically used materials in buildings (L4)
- **Recognize** sound level disruptors and their use in architectural acoustics (L2)
- **Identify** the use of ultrasonics in different fields (L3)

Unit-V: Crystallography and X-ray diffraction **8hrs**

Crystallography: Space lattice, Basis, Unit Cell and lattice parameters – Bravais Lattice – crystal systems (3D) – coordination number - packing fraction of SC, BCC & FCC - Miller indices – separation between successive (hkl) planes.



JAWAHARLAL NEHRU TECHNOLOGICAL UNIVERSITY KAKINADA
KAKINADA – 533 003, Andhra Pradesh, India

DEPARTMENT OF MECHANICAL ENGINEERING

X-ray diffraction: Bragg's law - X-ray Diffractometer – crystal structure determination by Laue's and powder methods.

Unit Outcomes:

The students will be able to

- **Classify** various crystal systems (L2)
- **Identify** different planes in the crystal structure (L3)
- **Analyze** the crystalline structure by Bragg's X-ray diffractometer (L4)
- **Apply** powder method to measure the crystallinity of a solid (L4)

Text books:

1. Engineering Physics – Dr. M.N. Avadhanulu & Dr. P.G. Kshirsagar, S. Chand and Company
2. Engineering physics – D.K. Battacharya and Poonam Tandon, Oxford University press.
3. Engineering Physics by P.K.Palanisamy SciTech publications.

Reference Books:

1. Fundamentals of Physics – Halliday, Resnick and Walker, John Wiley & Sons
2. Engineering Physics – M.R.Srinivasan, New Age Publications
3. Engineering Physics – D K Pandey, S. Chaturvedi, Cengage Learning
4. Engineering Physics - Sanjay D. Jain, D. Sahasrambudhe and Girish, University Press



JAWAHARLAL NEHRU TECHNOLOGICAL UNIVERSITY KAKINADA
KAKINADA – 533 003, Andhra Pradesh, India

DEPARTMENT OF MECHANICAL ENGINEERING

I Year - I Semester		L	T	P	C
		3	0	0	3
PROGRAMMING FOR PROBLEM SOLVING USING C					

COURSE OBJECTIVES:

The objectives of Programming for Problem Solving Using C are

- 1) To learn about the computer systems, computing environments, developing of a computer program and Structure of a C Program
- 2) To gain knowledge of the operators, selection, control statements and repetition in C
- 3) To learn about the design concepts of arrays, strings, enumerated structure and union types. To learn about their usage.
- 4) To assimilate about pointers, dynamic memory allocation and know the significance of Preprocessor.
- 5) To assimilate about File I/O and significance of functions

UNIT I

Introduction to Computers: Creating and running Programs, Computer Numbering System, Storing Integers, Storing Real Numbers

Introduction to the C Language: Background, C Programs, Identifiers, Types, Variable, Constants, Input/output, Programming Examples, Scope, Storage Classes and Type Qualifiers.

Structure of a C Program: Expressions Precedence and Associativity, Side Effects, Evaluating Expressions, Type Conversion Statements, Simple Programs, Command Line Arguments.

UNIT II

Bitwise Operators: Exact Size Integer Types, Logical Bitwise Operators, Shift Operators.

Selection & Making Decisions: Logical Data and Operators, Two Way Selection, Multiway Selection, More Standard Functions

Repetition: Concept of Loop, Pretest and Post-test Loops, Initialization and Updating, Event and Counter Controlled Loops, Loops in C, Other Statements Related to Looping, Looping Applications, Programming Examples

UNIT III

Arrays: Concepts, Using Array in C, Array Application, Two Dimensional Arrays, Multidimensional Arrays, Programming Example – Calculate Averages

Strings: String Concepts, C String, String Input / Output Functions, Arrays of Strings, String Manipulation Functions String/ Data Conversion, A Programming Example – Morse Code

Enumerated, Structure, and Union: The Type Definition (Type def), Enumerated Types, Structure, Unions, and Programming Application

UNIT IV

Pointers: Introduction, Pointers to pointers, Compatibility, L value and R value

Pointer Applications: Arrays, and Pointers, Pointer Arithmetic and Arrays, Memory Allocation Function, Array of Pointers, Programming Application

Processor Commands: Processor Commands



JAWAHARLAL NEHRU TECHNOLOGICAL UNIVERSITY KAKINADA
KAKINADA – 533 003, Andhra Pradesh, India

DEPARTMENT OF MECHANICAL ENGINEERING

UNIT V

Functions: Designing, Structured Programs, Function in C, User Defined Functions, Inter-Function Communication, Standard Functions, Passing Array to Functions, Passing Pointers to Functions, Recursion

Text Input / Output: Files, Streams, Standard Library Input / Output Functions, Formatting Input / Output Functions, Character Input / Output Functions

Binary Input / Output: Text versus Binary Streams, Standard Library, Functions for Files, Converting File Type.

TEXT BOOKS:

1. Programming for Problem Solving, Behrouz A. Forouzan, Richard F. Gilberg, CENGAGE
2. The C Programming Language, Brian W. Kernighan, Dennis M. Ritchie, 2e, Pearson

REFERENCES:

1. Computer Fundamentals and Programming, Sumithabha Das, Mc Graw Hill
2. Programming in C, Ashok N. Kamthane, Amit Kamthane, Pearson
3. Computer Fundamentals and Programming in C, Pradip Dey, Manas Ghosh, OXFORD

COURSE OUTCOMES:

Upon the completion of the course the student will learn

- 1) To write algorithms and to draw flowcharts for solving problems
- 2) To convert flowcharts/algorithms to C Programs, compile and debug programs
- 3) To use different operators, data types and write programs that use two-way/ multi-way selection
- 4) To select the best loop construct for a given problem
- 5) To design and implement programs to analyze the different pointer applications
- 6) To decompose a problem into functions and to develop modular reusable code
- 7) To apply File I/O operations



JAWAHARLAL NEHRU TECHNOLOGICAL UNIVERSITY KAKINADA
KAKINADA – 533 003, Andhra Pradesh, India

DEPARTMENT OF MECHANICAL ENGINEERING

I Year - I Semester		L	T	P	C
		3	0	0	3
COMMUNICATIVE ENGLISH					

Introduction

The course is designed to train students in receptive (listening and reading) as well as productive and interactive (speaking and writing) skills by incorporating a comprehensive, coherent and integrated approach that improves the learners' ability to effectively use English language in academic/ workplace contexts. The shift is from *learning about the language* to *using the language*. On successful completion of the compulsory English language course/s in B.Tech., learners would be confident of appearing for international language qualification/proficiency tests such as IELTS, TOEFL, or BEC, besides being able to express themselves clearly in speech and competently handle the writing tasks and verbal ability component of campus placement tests. Activity based teaching-learning methods would be adopted to ensure that learners would engage in actual use of language both in the classroom and laboratory sessions.

Course Objectives

- Facilitate effective listening skills for better comprehension of academic lectures and English spoken by native speakers
- Focus on appropriate reading strategies for comprehension of various academic texts and authentic materials
- Help improve speaking skills through participation in activities such as role plays, discussions and structured talks/oral presentations
- Impart effective strategies for good writing and demonstrate the same in summarizing, writing well organized essays, record and report useful information
- Provide knowledge of grammatical structures and vocabulary and encourage their appropriate use in speech and writing

Learning Outcomes

At the end of the module, the learners will be able to

- understand social or transactional dialogues spoken by native speakers of English and identify the context, topic, and pieces of specific information
- ask and answer general questions on familiar topics and introduce oneself/others
- employ suitable strategies for skimming and scanning to get the general idea of a text and locate specific information
- recognize paragraph structure and be able to match beginnings/endings/headings with paragraphs
- form sentences using proper grammatical structures and correct word forms



JAWAHARLAL NEHRU TECHNOLOGICAL UNIVERSITY KAKINADA
KAKINADA – 533 003, Andhra Pradesh, India

DEPARTMENT OF MECHANICAL ENGINEERING

Unit 1:

Lesson-1: A Drawer full of happiness from “**Infotech English**”, Maruthi Publications

Lesson-2: Deliverance by Premchand from “**The Individual Society**”, Pearson Publications.
 (Non-detailed)

Listening: Listening to short audio texts and identifying the topic. Listening to prose, prose and conversation.

Speaking: Asking and answering general questions on familiar topics such as home, family, work, studies and interests. Self introductions and introducing others.

Reading: Skimming text to get the main idea. Scanning to look for specific pieces of information.

Reading for Writing: Paragraph writing (specific topics) using suitable cohesive devices; linkers, sign posts and transition signals; mechanics of writing - punctuation, capital letters.

Vocabulary: Technical vocabulary from across technical branches (20) GRE Vocabulary (20) (Antonyms and Synonyms, Word applications) Verbal reasoning and sequencing of words.

Grammar: Content words and function words; word forms: verbs, nouns, adjectives and adverbs; nouns: countables and uncountables; singular and plural basic sentence structures; simple question form - wh- questions; word order in sentences.

Pronunciation: Vowels, Consonants, Plural markers and their realizations

Unit 2:

Lesson-1: Nehru’s letter to his daughter Indira on her birthday from “**Infotech English**”, Maruthi Publications

Lesson-2: Bosom Friend by Hira Bansode from “**The Individual Society**”, Pearson Publications. (Non- detailed)

Listening: Answering a series of questions about main idea and supporting ideas after listening to audio texts, both in speaking and writing.

Speaking: Discussion in pairs/ small groups on specific topics followed by short structured talks. Functional English: Greetings and leave takings. **Reading:** Identifying sequence of ideas; recognizing verbal techniques that help to link the ideas in a paragraph together.

Reading for Writing: Summarizing - identifying main idea/s and rephrasing what is read; avoiding redundancies and repetitions.

Vocabulary: Technical vocabulary from across technical branches (20 words). GRE Vocabulary Analogies (20 words) (Antonyms and Synonyms, Word applications)

Grammar: Use of articles and zero article; prepositions.

Pronunciation: Past tense markers, word stress-di-syllabic words

Unit 3:

Lesson-1: Stephen Hawking-Positivity ‘Benchmark’ from “**Infotech English**”, Maruthi Publications



JAWAHARLAL NEHRU TECHNOLOGICAL UNIVERSITY KAKINADA
KAKINADA – 533 003, Andhra Pradesh, India

DEPARTMENT OF MECHANICAL ENGINEERING

Lesson-2: Shakespeare's Sister by Virginia Woolf from “**The Individual Society**”, Pearson Publications.(Non-detailed)

Listening: Listening for global comprehension and summarizing what is listened to, both in speaking and writing.

Speaking: Discussing specific topics in pairs or small groups and reporting what is discussed. Functional English: Complaining and Apologizing.

Reading: Reading a text in detail by making basic inferences - recognizing and interpreting specific context clues; strategies to use text clues for comprehension. Critical reading.

Reading for Writing: Summarizing - identifying main idea/s and rephrasing what is read; avoiding redundancies and repetitions. Letter writing-types, format and principles of letter writing. E-mail etiquette, Writing CV's.

Vocabulary: Technical vocabulary from across technical branches (20 words). GRE Vocabulary (20 words)(Antonyms and Synonyms, Word applications) Association, sequencing of words

Grammar: Verbs - tenses; subject-verb agreement; direct and indirect speech, reporting verbs for academic purposes.

Pronunciation: word stress-poly-syllabic words.

Unit 4:

Lesson-1: Liking a Tree, Unbowed: Wangari Maathai-biography from “**Infotech English**”, Maruthi Publications

Lesson-2: Telephone Conversation-Wole Soyinka from “**The Individual Society**”, Pearson Publications.(Non-detailed)

Listening: Making predictions while listening to conversations/ transactional dialogues without video (only audio); listening to audio-visual texts.

Speaking: Role plays for practice of conversational English in academic contexts (formal and informal) - asking for and giving information/directions. Functional English: Permissions, Requesting, Inviting.

Reading: Studying the use of graphic elements in texts to convey information, reveal trends/patterns/relationships, communicative process or display complicated data.

Reading for Writing: Information transfer; describe, compare, contrast, identify significance/trends based on information provided in figures/charts/graphs/tables. Writing SOP, writing for media.

Vocabulary: Technical vocabulary from across technical branches (20 words) GRE Vocabulary (20 words)(Antonyms and Synonyms, Word applications) Cloze Encounters.

Grammar: Quantifying expressions - adjectives and adverbs; comparing and contrasting; degrees of comparison; use of antonyms

Pronunciation: Contrastive Stress



JAWAHARLAL NEHRU TECHNOLOGICAL UNIVERSITY KAKINADA
KAKINADA – 533 003, Andhra Pradesh, India

DEPARTMENT OF MECHANICAL ENGINEERING

Unit 5:

Lesson-1: Stay Hungry-Stay foolish from “**Infotech English**”, Maruthi Publications

Lesson-2: Still I Rise by Maya Angelou from “**The Individual Society**”, Pearson Publications.(Non-detailed)

Listening: Identifying key terms, understanding concepts and interpreting the concepts both in speaking and writing.

Speaking: Formal oral presentations on topics from academic contexts - without the use of PPT slides. Functional English: Suggesting/Opinion giving.

Reading: Reading for comprehension. RAP Strategy Intensive reading and Extensive reading techniques.

Reading for Writing: Writing academic proposals- writing research articles: format and style.

Vocabulary: Technical vocabulary from across technical branches (20 words) GRE Vocabulary (20 words)(Antonyms and Synonyms, Word applications) Coherence, matching emotions.

Grammar: Editing short texts – identifying and correcting common errors in grammar and usage (articles, prepositions, tenses, subject verb agreement)

Pronunciation: Stress in compound words

Prescribed text books for theory for Semester-I:

1. “**Infotech English**”, Maruthi Publications. (Detailed)
2. “**The Individual Society**”, Pearson Publications.(Non-detailed)

Prescribed text book for Laboratory for Semesters-I & II:

1. “**Infotech English**”, Maruthi Publications. (with Compact Disc)

Reference Books:

- Bailey, Stephen. *Academic writing: A handbook for international students*. Routledge, 2014.
- Chase, Becky Tarver. *Pathways: Listening, Speaking and Critical Thinking*. Heinley ELT; 2nd Edition, 2018.
- Skillful Level 2 Reading & Writing Student's Book Pack (B1) Macmillan Educational.
- Hewings, Martin. *Cambridge Academic English (B2)*. CUP, 2012.



JAWAHARLAL NEHRU TECHNOLOGICAL UNIVERSITY KAKINADA
KAKINADA – 533 003, Andhra Pradesh, India

DEPARTMENT OF MECHANICAL ENGINEERING

I Year - I Semester		L	T	P	C
		2	0	2	3
ENGINEERING DRAWING					

Course Objective: Engineering drawing being the principal method of communication for engineers, the objective is to introduce the students, the techniques of constructing the various types of polygons, curves and scales. The objective is also to visualize and represent the 3D objects in 2D planes with proper dimensioning, scaling etc.

Unit I

Objective: To introduce the students to use drawing instruments and to draw polygons, Engg. Curves.

Polygons: Constructing regular polygons by general methods, inscribing and describing polygons on circles.

Curves: Parabola, Ellipse and Hyperbola by general and special methods, cycloids, involutes, tangents & normals for the curves.

Scales: Plain scales, diagonal scales and vernier scales

Unit II

Objective: To introduce the students to use orthographic projections, projections of points & simple lines. To make the students draw the projections of the lines inclined to both the planes.

Orthographic Projections: Reference plane, importance of reference lines, projections of points in various quadrants, projections of lines, line parallel to both the planes, line parallel to one plane and inclined to other plane.

Projections of straight lines inclined to both the planes, determination of true lengths, angle of inclination and traces.

Unit III

Objective: The objective is to make the students draw the projections of the plane inclined to both the planes.

Projections of planes: regular planes perpendicular/parallel to one reference plane and inclined to the other reference plane; inclined to both the reference planes.

Unit IV

Objective: The objective is to make the students draw the projections of the various types of solids in different positions inclined to one of the planes.

Projections of Solids – Prisms, Pyramids, Cones and Cylinders with the axis inclined to both the planes.

Unit V

Objective: The objective is to represent the object in 3D view through isometric views. The student will be able to represent and convert the isometric view to orthographic view and vice versa.

Conversion of isometric views to orthographic views; Conversion of orthographic views to isometric views.

Computer Aided Design, Drawing practice using Auto CAD, Creating 2D&3D drawings of objects using Auto CAD



JAWAHARLAL NEHRU TECHNOLOGICAL UNIVERSITY KAKINADA
KAKINADA – 533 003, Andhra Pradesh, India

DEPARTMENT OF MECHANICAL ENGINEERING

Note: In the End Examination there will be no question from CAD.

TEXT BOOKS:

1. Engineering Drawing by N.D. Bhatt, Chariot Publications
2. Engineering Drawing by Agarwal & Agarwal, Tata McGraw Hill Publishers

REFERENCE BOOKS:

1. Engineering Drawing by K.L.Narayana & P. Kannaiah, Scitech Publishers
2. Engineering Graphics for Degree by K.C. John, PHIPublishers
3. Engineering Graphics by PI Varghese, McGrawHill Publishers
4. Engineering Drawing + AutoCad – K Venugopal, V. Prabhu Raja, New Age

Course Outcome: The student will learn how to visualize 2D & 3D objects.



JAWAHARLAL NEHRU TECHNOLOGICAL UNIVERSITY KAKINADA
KAKINADA – 533 003, Andhra Pradesh, India

DEPARTMENT OF MECHANICAL ENGINEERING

I Year - I Semester		L	T	P	C
		0	0	3	1.5
ENGINEERING PHYSICS LAB					

(For All Non-Circuital Branches like ME, CE, Chemical etc)
 (Any 10 of the following listed experiments)

List of Engineering Physics Experiments

1. Laser: Determination of wavelength using diffraction grating.
2. Young's modulus of given material by Strain gauge method.
3. Study of variation of magnetic field along the axis of a current carrying circular coil by Stewart & Gee's method.
4. Determination of ultrasonic velocity in given liquid (Acoustic grating).
5. Determination of dielectric constant using charging and discharging method.
6. Study the variation of B versus H by magnetizing the magnetic material (B-H curve).
7. Estimation of Planck's constant using photoelectric effect.
8. Rigidity modulus of material of a wire-dynamic method (Torsional pendulum).
9. Determination of numerical aperture and acceptance angle of an optical fiber.
10. Determination of thickness of thin object by wedge method.
11. Determination of radius of curvature of given plano convex lens by Newton's rings.
12. Determination of wavelengths of different spectral lines in mercury spectrum using diffraction grating in normal incidence configuration.
13. Determination of dispersive power of the prism.
14. Sonometer: Verification of laws of string.
15. Measurement of magnetic susceptibility by Kundt's tube method.

References:

1. S. Balasubramanian, M.N. Srinivasan "A Text book of Practical Physics"- SChand Publishers, 2017.



JAWAHARLAL NEHRU TECHNOLOGICAL UNIVERSITY KAKINADA
KAKINADA – 533 003, Andhra Pradesh, India

DEPARTMENT OF MECHANICAL ENGINEERING

I Year - I Semester		L	T	P	C
		0	0	3	1.5
PROGRAMMING FOR PROBLEM SOLVING USING C LABORATORY					

Course Objectives:

- 1) Apply the principles of C language in problem solving.
- 2) To design flowcharts, algorithms and knowing how to debug programs.
- 3) To design & develop of C programs using arrays, strings pointers & functions.
- 4) To review the file operations, preprocessor commands.

Exercise 1:

1. Write a C program to print a block F using hash (#), where the F has a height of six characters and width of five and four characters.
2. Write a C program to compute the perimeter and area of a rectangle with a height of 7 inches and width of 5 inches.
3. Write a C program to display multiple variables.

Exercise 2:

1. Write a C program to calculate the distance between the two points.
2. Write a C program that accepts 4 integers p, q, r, s from the user where r and s are positive and p is even. If q is greater than r and s is greater than p and if the sum of r and s is greater than the sum of p and q print "Correct values", otherwise print "Wrong values".

Exercise 3:

1. Write a C program to convert a string to a long integer.
2. Write a program in C which is a Menu-Driven Program to compute the area of the various geometrical shape.
3. Write a C program to calculate the factorial of a given number.

Exercise 4:

1. Write a program in C to display the n terms of even natural number and their sum.
2. Write a program in C to display the n terms of harmonic series and their sum. $1 + 1/2 + 1/3 + 1/4 + 1/5 \dots 1/n$ terms.
3. Write a C program to check whether a given number is an Armstrong number or not.

Exercise 5:

1. Write a program in C to print all unique elements in an array.
2. Write a program in C to separate odd and even integers in separate arrays.
3. Write a program in C to sort elements of array in ascending order.

Exercise 6:

1. Write a program in C for multiplication of two square Matrices.
2. Write a program in C to find transpose of a given matrix.

Exercise 7:

1. Write a program in C to search an element in a row wise and column wise sorted matrix.
2. Write a program in C to print individual characters of string in reverse order.

Exercise 8:

1. Write a program in C to compare two strings without using string library functions.
2. Write a program in C to copy one string to another string.

Exercise 9:

1. Write a C Program to Store Information Using Structures with Dynamically Memory Allocation
2. Write a program in C to demonstrate how to handle the pointers in the program.



JAWAHARLAL NEHRU TECHNOLOGICAL UNIVERSITY KAKINADA
KAKINADA – 533 003, Andhra Pradesh, India

DEPARTMENT OF MECHANICAL ENGINEERING

Exercise 10:

1. Write a program in C to demonstrate the use of & (address of) and *(value at address) operator.
2. Write a program in C to add two numbers using pointers.

Exercise 11:

1. Write a program in C to add numbers using call by reference.
2. Write a program in C to find the largest element using Dynamic Memory Allocation.

Exercise 12:

1. Write a program in C to swap elements using call by reference.
2. Write a program in C to count the number of vowels and consonants in a string using a pointer.

Exercise 13:

1. Write a program in C to show how a function returning pointer.
2. Write a C program to find sum of n elements entered by user. To perform this program, allocate memory dynamically using malloc() function.

Exercise 14:

1. Write a C program to find sum of n elements entered by user. To perform this program, allocate memory dynamically using calloc() function. Understand the difference between the above two programs
2. Write a program in C to convert decimal number to binary number using the function.

Exercise 15:

1. Write a program in C to check whether a number is a prime number or not using the function.
2. Write a program in C to get the largest element of an array using the function.

Exercise 16:

1. Write a program in C to append multiple lines at the end of a text file.
2. Write a program in C to copy a file in another name.
3. Write a program in C to remove a file from the disk.

Course Outcomes:

By the end of the Lab, the student

- 1) Gains Knowledge on various concepts of a C language.
- 2) Able to draw flowcharts and write algorithms.
- 3) Able design and development of C problem solving skills.
- 4) Able to design and develop modular programming skills.
- 5) Able to trace and debug a program



JAWAHARLAL NEHRU TECHNOLOGICAL UNIVERSITY KAKINADA
KAKINADA – 533 003, Andhra Pradesh, India

DEPARTMENT OF MECHANICAL ENGINEERING

I Year - I Semester		L	T	P	C
		0	0	3	1.5
ENGLISH COMMUNICATION SKILLS LABORATORY					

TOPICS

UNIT I:

Vowels, Consonants, Pronunciation, Phonetic Transcription, Common Errors in Pronunciation,

UNIT II:

Word stress-di-syllabic words, poly-syllabic words, weak and strong forms, contrastive stress (Homographs)

UNIT III:

Stress in compound words, rhythm, intonation, accent neutralisation.

UNIT IV:

Listening to short audio texts and identifying the context and specific pieces of information to answer a series of questions in speaking.

UNIT V:

Newspapers reading; Understanding and identifying key terms and structures useful for writing reports.

Prescribed text book: “**Infotech English**”, Maruthi Publications.

References:

1. Exercises in Spoken English Part 1,2,3,4, OUP and CIEFL.
2. English Pronunciation in use- Mark Hancock, Cambridge University Press.
3. English Phonetics and Phonology-Peter Roach, Cambridge University Press.
4. English Pronunciation in use- Mark Hewings, Cambridge University Press.
5. English Pronunciation Dictionary- Daniel Jones, Cambridge University Press.
6. English Phonetics for Indian Students- P. Bala Subramanian, Mac Millan Publications.



JAWAHARLAL NEHRU TECHNOLOGICAL UNIVERSITY KAKINADA
KAKINADA – 533 003, Andhra Pradesh, India

DEPARTMENT OF MECHANICAL ENGINEERING

I Year - I Semester		L	T	P	C
		2	0	0	0
ENVIRONMENTAL SCIENCE					

Learning Objectives:

The objectives of the course are to impart:

- Overall understanding of the natural resources.
- Basic understanding of the ecosystem and its diversity.
- Acquaintance on various environmental challenges induced due to unplanned anthropogenic activities.
- An understanding of the environmental impact of developmental activities.
- Awareness on the social issues, environmental legislation and global treaties.

UNIT-I:

Multidisciplinary nature of Environmental Studies: Definition, Scope and Importance – Sustainability: Stockholm and Rio Summit–Global Environmental Challenges: Global warming and climate change, acid rains, ozone layer depletion, population growth and explosion, effects; Role of information technology in environment and human health.

Ecosystems: Concept of an ecosystem. - Structure and function of an ecosystem; Producers, consumers and decomposers. - Energy flow in the ecosystem - Ecological succession. - Food chains, food webs and ecological pyramids; Introduction, types, characteristic features, structure and function of Forest ecosystem, Grassland ecosystem, Desert ecosystem, Aquatic ecosystems.

UNIT-II:

Natural Resources: Natural resources and associated problems.

Forest resources: Use and over – exploitation, deforestation – Timber extraction – Mining, dams and other effects on forest and tribal people.

Water resources: Use and over utilization of surface and ground water – Floods, drought, conflicts over water, dams – benefits and problems.

Mineral resources: Use and exploitation, environmental effects of extracting and using mineral resources. Food resources: World food problems, changes caused by non-agriculture activities-effects of modern agriculture, fertilizer-pesticide problems, water logging, salinity.

Energy resources: Growing energy needs, renewable and non-renewable energy sources use of alternate energy sources.

Land resources: Land as a resource, land degradation, Wasteland reclamation, man induced landslides, soil erosion and desertification; Role of an individual in conservation of natural resources; Equitable use of resources for sustainable lifestyles.

UNIT-III:

Biodiversity and its conservation: Definition: genetic, species and ecosystem diversity-classification - Value of biodiversity: consumptive use, productive use, social-Biodiversity at national and local levels. India as a mega-diversity nation - Hot-spots of biodiversity - Threats to biodiversity: habitat loss, man- wildlife conflicts. - Endangered and endemic species of India – Conservation of biodiversity: conservation of biodiversity.



JAWAHARLAL NEHRU TECHNOLOGICAL UNIVERSITY KAKINADA
KAKINADA – 533 003, Andhra Pradesh, India

DEPARTMENT OF MECHANICAL ENGINEERING

UNIT – IV Environmental Pollution: Definition, Cause, effects and control measures of Air pollution, Water pollution, Soil pollution, Noise pollution, Nuclear hazards. Role of an individual in prevention of pollution. - Pollution case studies, Sustainable Life Studies. Impact of Fire Crackers on Men and his well being.

Solid Waste Management: Sources, Classification, effects and control measures of urban and industrial solid wastes. Consumerism and waste products, Biomedical, Hazardous and e – waste management.

UNIT – V Social Issues and the Environment: Urban problems related to energy -Water conservation, rain water harvesting - Resettlement and rehabilitation of people; its problems and concerns.

Environmental ethics: Issues and possible solutions. Environmental Protection Act -Air (Prevention and Control of Pollution) Act. –Water (Prevention and control of Pollution) Act -Wildlife Protection Act - Forest Conservation Act-Issues involved in enforcement of environmental legislation. -Public awareness.**Environmental Management:** Impact Assessment and its significance various stages of EIA, preparation of EMP and EIS, Environmental audit. Ecotourism, Green Campus – Green business and Green politics. The student should Visit an Industry / Ecosystem and submit a report individually on any issues related to Environmental Studies course and make a power point presentation.

Text Books:

1. Environmental Studies, K. V. S. G. Murali Krishna, VGS Publishers, Vijayawada
2. Environmental Studies, R. Rajagopalan, 2nd Edition, 2011, Oxford University Press.
3. Environmental Studies, P. N. Palanisamy, P. Manikandan, A. Geetha, and K. Manjula Rani; Pearson Education, Chennai

Reference:

1. Text Book of Environmental Studies, Deeshita Dave & P. UdayaBhaskar, Cengage Learning.
2. A Textbook of Environmental Studies, Shaashi Chawla, TMH, New Delhi
3. Environmental Studies, Benny Joseph, Tata McGraw Hill Co, New Delhi
4. Perspectives in Environment Studies, Anubha Kaushik, C P Kaushik, New Age International Publishers, 2014



JAWAHARLAL NEHRU TECHNOLOGICAL UNIVERSITY KAKINADA
KAKINADA – 533 003, Andhra Pradesh, India

DEPARTMENT OF MECHANICAL ENGINEERING

I Year - II Semester		L	T	P	C
		3	0	0	3
LINEAR ALGEBRA AND NUMERICAL METHODS – M-II					

Course Objectives:

- To instruct the concept of Matrices in solving linear algebraic equations
- To elucidate the different numerical methods to solve nonlinear algebraic equations
- To disseminate the use of different numerical techniques for carrying out numerical integration.
- To equip the students with standard concepts and tools at an intermediate to advanced level mathematics to develop the confidence and ability among the students to handle various real world problems and their applications.

Course Outcomes: At the end of the course, the student will be able to

- develop the use of matrix algebra techniques that is needed by engineers for practical applications(L6)
- solve system of linear algebraic equations using Gauss elimination, Gauss Jordan, Gauss Seidel(L3)
- evaluate the approximate roots of polynomial and transcendental equations by differential algorithms (L5)
- apply Newton's forward & backward interpolation and Lagrange's formulae for equal and unequal intervals (L3)
- apply numerical integral techniques to different Engineering problems (L3)
- apply different algorithms for approximating the solutions of ordinary differential equations with initial conditions to its analytical computations (L3)

UNIT – I: Solving systems of linear equations, Eigen values and Eigen vectors: (10hrs)

Rank of a matrix by echelon form and normal form – Solving system of homogeneous and non-homogeneous linear equations – Gauss Elimination method – Eigen values and Eigen vectors and properties (article-2.14 in text book-1).

Unit – II: Cayley–Hamilton theorem and Quadratic forms: (10hrs)

Cayley-Hamilton theorem (without proof) – Applications – Finding the inverse and power of a matrix by Cayley-Hamilton theorem – Reduction to Diagonal form – Quadratic forms and nature of the quadratic forms – Reduction of quadratic form to canonical forms by orthogonal transformation.

Singular values of a matrix, singular value decomposition (text book-3).

UNIT – III: Iterative methods: (8 hrs)

Introduction– Bisection method–Secant method – Method of false position– Iteration method – Newton- Raphson method (One variable and simultaneous Equations) – Jacobi and Gauss-Seidel methods for solving system of equations numerically.

UNIT – IV: Interpolation: (10 hrs)

Introduction– Errors in polynomial interpolation – Finite differences– Forward differences– Backward differences – Central differences – Relations between operators – Newton's forward and backward formulae for interpolation – Interpolation with unequal intervals – Lagrange's interpolation formula– Newton's divide difference formula.



JAWAHARLAL NEHRU TECHNOLOGICAL UNIVERSITY KAKINADA
KAKINADA – 533 003, Andhra Pradesh, India

DEPARTMENT OF MECHANICAL ENGINEERING

UNIT – V: Numerical differentiation and integration, Solution of ordinary differential equations with initial conditions: (10 hrs)

Numerical differentiation using interpolating polynomial – Trapezoidal rule– Simpson's $1/3^{\text{rd}}$ and $3/8^{\text{th}}$ rule– Solution of initial value problems by Taylor's series– Picard's method of successive approximations– Euler's method – Runge-Kutta method (second and fourth order).

Text Books:

1. **B. S. Grewal**, Higher Engineering Mathematics, 44th Edition, Khanna Publishers.
2. **B. V. Ramana**, Higher Engineering Mathematics, 2007 Edition, Tata Mc. Graw Hill Education.
3. **David Poole**, Linear Algebra- A modern introduction, 4th Edition, Cengage.

Reference Books:

1. **Steven C. Chapra**, Applied Numerical Methods with MATLAB for Engineering and Science, Tata Mc. Graw Hill Education.
2. **M. K. Jain, S.R.K. Iyengar and R.K. Jain**, Numerical Methods for Scientific and Engineering Computation, New Age International Publications.
3. **Lawrence Turyn**, Advanced Engineering Mathematics, CRC Press.



JAWAHARLAL NEHRU TECHNOLOGICAL UNIVERSITY KAKINADA
KAKINADA – 533 003, Andhra Pradesh, India

DEPARTMENT OF MECHANICAL ENGINEERING

I Year - II Semester		L	T	P	C
		3	0	0	3
ENGINEERING CHEMISTRY					

Knowledge of basic concepts of Chemistry for Engineering students will help them as professional engineers later in design and material selection, as well as utilizing the available resources.

COURSE OBJECTIVES

- **Importance** of usage of plastics in household appliances and composites (FRP) in aerospace and automotive industries.
- **Outline** the basics for the construction of electrochemical cells, batteries and fuel cells. Understand the mechanism of corrosion and how it can be prevented.
- **Express** the increases in demand as wide variety of advanced materials are introduced; which have excellent engineering properties.
Classify and discuss the materials used in major industries like steel industry, metallurgical industries and construction industries and electrical equipment manufacturing industries. Lubrication is also *summarized*.
- **Relate** the need of fuels as a source of energy to any industry, particularly industries like thermal power stations, steel industry, fertilizer industry etc., and hence introduced.
- **Explain** the importance and usage of water as basic material in almost all the industries; *interpret* drawbacks of steam boilers and also how portable water is supplied for drinking purposes.

UNIT I: POLYMER TECHNOLOGY

8 hrs

Polymerisation:- Introduction, methods of polymerization (emulsion and suspension), mechanical properties.

Plastics: Compounding, fabrication (compression, injection, blown film and extrusion), preparation, properties and applications (PVC, polycarbonates and Bakelite), mention some examples of plastic materials used in electronic gadgets, recycling of e-plastic waste (waste to wealth).

Elastomers:- Introduction, preparation, properties and applications (Buna S, thiokol and polyurethanes). **Composite materials:** Fiber reinforced plastics, conducting polymers, biodegradable polymers, biopolymers, biomedical polymers.

Course Outcomes: *At the end of this unit, the students will be able to*

- **Analyze** the different types of composite plastic materials and *interpret* the mechanism of conduction in conducting polymers.

UNIT II: ELECTROCHEMICAL CELLS AND CORROSION

10 hrs

Single electrode potential, electrochemical series and uses of series, standard hydrogen electrode, calomel electrode, construction of glass electrode, batteries (Dry cell, Li ion battery and zinc air cells), fuel cells (H_2-O_2 , CH_3OH-O_2 , phosphoric acid and molten carbonate).

Corrosion:- Definition, theories of corrosion (chemical and electrochemical), galvanic corrosion, differential aeration corrosion, stress corrosion, galvanic series, factors influencing rate of corrosion, corrosion control (proper designing and cathodic protection), Protective coatings (surface preparation, cathodic coatings, anodic coatings, electroplating and electroless plating [nickel]), Paints (constituents, functions and special paints).



JAWAHARLAL NEHRU TECHNOLOGICAL UNIVERSITY KAKINADA
KAKINADA – 533 003, Andhra Pradesh, India

DEPARTMENT OF MECHANICAL ENGINEERING

Course Outcomes: *At the end of this unit, the students will be able to*

- Utilize* the theory of construction of electrodes, batteries and fuel cells in redesigning new engineering products and *categorize* the reasons for corrosion and study methods to control corrosion.

UNIT III: CHEMISTRY OF MATERIALS

10 hrs

Part- A:

Nano materials:- Introduction, sol-gel method, characterization by (Brunauer Emmet Teller [BET]), (scanning electron microscopy [SEM]) and (transmission electron microscopy [TEM]) with example (TiO₂), applications of graphene and fullerenes, carbon nanotubes (types, preparation and applications) **Thermal analysis techniques:** Instrumentation and applications of thermogravimetric analysis (TGA), differential thermal analysis (DTA), differential scanning calorimetry (DSC).

Part-B:

Refractories: - Definition, classification, properties (refractoriness, refractoriness under load, porosity and thermal spalling), failure of refractories.

Lubricants: - Definition, mechanism of lubricants, properties (definition and importance).

Cement: - Constituents, manufacturing, parameters to characterize the clinker formation: lime saturation factor (LSF), silica ratio (SR) and alumina ratio (AR), chemistry of setting and hardening, deterioration of cement.

Course Outcomes: *At the end of this unit, the students will be able to*

- Synthesize* nanomaterials for modern advances of engineering technology.
- Summarize* the techniques that detect and measure changes of state of reaction.
- Illustrate* the commonly used industrial materials.

UNIT IV: FUELS

10 hrs

Introduction, calorific value, higher calorific value, lower calorific values, problems using Dulong's formula, proximate and ultimate analysis of coal sample and their significance, numerical problems, petroleum (refining-cracking), synthetic petrol (Fischer Tropsch and Bergius), petrol knocking, diesel knocking, octane and cetane ratings, anti-knocking agents, Introduction to alternative fuels (Bio-diesel, ethanol, methanol, natural gas, liquefied petroleum gas, compressed natural gas), Flue gas analysis by Orsat apparatus, rocket fuels.

Course Outcomes: *At the end of this unit, the students will be able to*

- Differentiate* petroleum, petrol, synthetic petrol and have knowledge how they are produced.
- Study* alternate fuels and *analyze* flue gases.

UNIT V: WATER TECHNOLOGY

8 hrs

Hardness of water, determination of hardness by complexometric method, boiler troubles (priming and foaming, scale formation, boiler corrosion, caustic embrittlement), internal treatments, softening of hard water (zeolite process and related sums, ion exchange process), treatment of industrial waste water, potable water and its specifications, steps involved in purification of water, chlorination, break point chlorination-desalination (reverse osmosis and electro dialysis).

Course Outcomes: *At the end of this unit, the students will be able to*

- Analyze* the suitable methods for purification and treatment of hard water and brackish water.



JAWAHARLAL NEHRU TECHNOLOGICAL UNIVERSITY KAKINADA
KAKINADA – 533 003, Andhra Pradesh, India

DEPARTMENT OF MECHANICAL ENGINEERING

Standard Books:

1. P.C. Jain and M. Jain “**Engineering Chemistry**”, 15/e, Dhanpat Rai & Sons, Delhi, (Latest edition).
2. Shikha Agarwal, “**Engineering Chemistry**”, Cambridge University Press, New Delhi, (2019).
3. S.S. Dara, “**A Textbook of Engineering Chemistry**”, S.Chand & Co, (2010).
4. Shashi Chawla, “Engineering Chemistry”, Dhanpat Rai Publicating Co. (Latest edition).

Reference:

1. K. Sesa Maheshwaramma and Mridula Chugh, “**Engineering Chemistry**”, Pearson India Edn.
2. O.G. Palana, “**Engineering Chemistry**”, Tata McGraw Hill Education Private Limited, (2009).
3. CNR Rao and JM Honig (Eds) “**Preparation and characterization of materials**” Academic press, New York (latest edition)
4. B. S. Murthy, P. Shankar and others, “**Text book of Nano-science and Nanotechnology**”, University press (latest edition)



JAWAHARLAL NEHRU TECHNOLOGICAL UNIVERSITY KAKINADA
KAKINADA – 533 003, Andhra Pradesh, India

DEPARTMENT OF MECHANICAL ENGINEERING

I Year - II Semester		L	T	P	C
		3	0	0	3
ENGINEERING MECHANICS					

Objectives: The students completing this course are expected to understand the concepts of forces and its resolution in different planes, resultant of force system, Forces acting on a body, their free body diagrams using graphical methods. They are required to understand the concepts of centre of gravity and moments of inertia and their application, Analysis of frames and trusses, different types of motion, friction and application of work - energy method.

UNIT – I

Objectives: The students are to be exposed to the concepts of force and friction, direction and its application.

Introduction to Engg. Mechanics – Basic Concepts.

Systems of Forces: Coplanar Concurrent Forces – Components in Space – Resultant – Moment of Force and its Application – Couples and Resultant of Force Systems.

Friction: Introduction, limiting friction and impending motion, coulomb's laws of dry friction, coefficient of friction, cone of friction

UNIT II

Objectives: The students are to be exposed to application of free body diagrams. Solution to problems using graphical methods and law of triangle of forces.

Equilibrium of Systems of Forces: Free Body Diagrams, Lami's Theorem, Equations of Equilibrium of Coplanar Systems, Graphical method for the equilibrium, Triangle law of forces, converse of the law of polygon of forces condition of equilibrium, Equations of Equilibrium for Spatial System of forces, Numerical examples on spatial system of forces using vector approach, Analysis of plane trusses.

UNIT – III

Objectives : The students are to be exposed to concepts of centre of gravity. The students are to be exposed to concepts of moment of inertia and polar moment of inertia including transfer methods and their applications.

Centroid: Centroids of simple figures (from basic principles) – Centroids of Composite Figures

Centre of Gravity: Centre of gravity of simple body (from basic principles), centre of gravity of composite bodies, Pappus theorems.

Area moments of Inertia: Definition – Polar Moment of Inertia, Transfer Theorem, Moments of Inertia of Composite Figures, Products of Inertia, Transfer Formula for Product of Inertia. **Mass Moment of Inertia:** Moment of Inertia of Masses, Transfer Formula for Mass Moments of Inertia, mass moment of inertia of composite bodies.

UNIT – IV

Objectives: The students are to be exposed to motion in straight line and in curvilinear paths, its velocity and acceleration computation and methods of representing plane motion.

Rectilinear and Curvilinear motion of a particle: Kinematics and Kinetics- Work Energy method and applications to particle motion- Impulse momentum method.



JAWAHARLAL NEHRU TECHNOLOGICAL UNIVERSITY KAKINADA
KAKINADA – 533 003, Andhra Pradesh, India

DEPARTMENT OF MECHANICAL ENGINEERING

UNIT – V

Objectives: The students are to be exposed to rigid motion kinematics and kinetics

Rigid body Motion: Kinematics and kinetics of translation, Rotation about fixed axis and plane motion, Work Energy method and Impulse momentum method.

TEXT BOOK:

1. Engg. Mechanics - S.Timoshenko & D.H.Young., 4th Edn - , Mc Graw Hill publications.

Course outcomes:

1. The student should be able to draw free body diagrams for FBDs for particles and rigid bodies in plane and space and problems to solve the unknown forces, orientations and geometric parameters.
2. He should be able to determine centroid for lines, areas and center of gravity for volumes and their composites.
3. He should be able to determine area and mass moment of inertia for composite sections
4. He should be able to analyze motion of particles and rigid bodies and apply the principles of motion, work energy and impulse – momentum.



JAWAHARLAL NEHRU TECHNOLOGICAL UNIVERSITY KAKINADA
KAKINADA – 533 003, Andhra Pradesh, India

DEPARTMENT OF MECHANICAL ENGINEERING

I Year - II Semester		L	T	P	C
		3	0	0	3
BASIC ELECTRICAL & ELECTRONICS ENGINEERING					

Preamble:

This course covers the topics related to analysis of various electrical circuits, operation of various electrical machines and electronic components to perform well in their respective fields.

Learning Objectives:

- To learn the basic principles of electrical circuit law's and analysis of networks.
- To understand principle of operation and construction details of DC machines.
- To understand principle of operation and construction details of transformers, alternator and 3-Phase induction motor.
- To study operation of PN junction diode, half wave, full wave rectifiers and OP-AMPs.
- To learn operation of PNP and NPN transistors and various amplifiers.

Unit - I

Electrical Circuits

Basic definitions – types of network elements – Ohm's Law – Kirchoff's Laws – inductive networks – capacitive networks – series – parallel circuits – star-delta and delta-star transformations.-Numerical Problems.

Unit - II

DC Machines

Principle of operation of DC generator – EMF equation – types of DC machines – torque equation characteristics of DC motors – applications – three point starter – speed control methods of DC motor – Swinburne's Test-Brake test on DC shunt motor-Numerical problems.

Unit - III

AC Machines:

Transformers

Principle of operation and construction of single phase transformers – EMF equation – Losses – OC & SC tests – efficiency and regulation-Numerical Problems.

AC Rotating Machines

Principle of operation and construction of alternators – types of alternators Regulation of alternator by synchronous impedance method – principle of operation of synchronous motor – principle of operation of 3-Phase induction motor – slip-torque characteristics – efficiency – applications- Numerical Problems.

Unit IV

Rectifiers & Linear ICs

PN junction diodes – diode applications (half wave and bridge rectifiers). Characteristics of operation amplifiers (OP-AMP) – application of OP-AMPs (inverting, non-inverting, integrator and differentiator)- Numerical Problems.



JAWAHARLAL NEHRU TECHNOLOGICAL UNIVERSITY KAKINADA
KAKINADA – 533 003, Andhra Pradesh, India

DEPARTMENT OF MECHANICAL ENGINEERING

Unit V Transistors

PNP and NPN junction transistor, transistor as an amplifier– frequency response of CE amplifier – Basic concepts of feedback amplifier-Numerical problems

Learning Outcomes:

The student should be able to:

- Analyse various electrical networks.
- Understand operation of DC generators, 3-point starter and DC machine testing by Swinburne's Test and Brake test.
- Analyse performance of single-phase transformer and acquire proper knowledge and working of 3-phase alternator and 3-phase induction motors.
- Analyse operation of half wave, full wave bridge rectifiers and OP-AMPs.
- Understanding operations of CE amplifier and basic concept of feedback amplifier.

Text Books:

1. Electrical Technology by Surinder Pal Bali, Pearson Publications.
2. Electronic Devices and Circuits by R.L. Boylestad and Louis Nashelsky, 9th edition, PEI/PHI2006.

Reference Books:

1. Electrical Circuit Theory and Technology by John Bird, Routledge Taylor & Francis Group
2. Basic Electrical Engineering by M.S.Naidu and S.Kamakshiah, TMH Publications
3. Fundamentals of Electrical Engineering by Rajendra Prasad, PHI Publications, 2nd edition
4. Basic Electrical Engineering by Nagsarkar, Sukhija, Oxford Publications, 2nd edition
5. Industrial Electronics by G.K. Mittal, PHI



JAWAHARLAL NEHRU TECHNOLOGICAL UNIVERSITY KAKINADA
KAKINADA – 533 003, Andhra Pradesh, India

DEPARTMENT OF MECHANICAL ENGINEERING

I Year - II Semester		L	T	P	C
		3	0	0	3
THERMODYNAMICS					

Course Objectives:

To impart the knowledge of the thermodynamic laws and principles so as to enable the student to prepare an energy audit of any mechanical system that exchange heat and work with the surroundings.

UNIT – I

Introduction: Basic Concepts : System, boundary, Surrounding, Universe, control volume, Types of Systems, Macroscopic and Microscopic viewpoints, Concept of Continuum, Thermodynamic Equilibrium, State, Property, Process - Reversible, Quasi static & Irreversible Processes, cycle, Causes of Irreversibility. Energy in State and in Transition - Types, Work and Heat, Point and Path function.

Zeroth Law of Thermodynamics – Concept of Temperature – Principles of Thermometry – Reference Points – Const. Volume gas Thermometer – Scales of Temperature.

UNIT – II

Joule’s Experiments – First law of Thermodynamics – Corollaries – First law applied to a Process – applied to a flow system –Energy balance for closed systems-Specific heats-Internal energy, Enthalpy and Specific heats of Solids, liquids and Ideal gases, Some steady flow energy equation applied to Nozzle, Turbine, Compressor and heat exchanger devices, PMM-I.

UNIT III

Limitations of the First Law – Thermal Reservoir, Heat Engine, Heat pump, Parameters of performance, Second Law of Thermodynamics, Kelvin-Planck and Clausius Statements and their Equivalence, Corollaries, PMM of Second kind, Carnot cycle and its specialties, Carnot’s theorem, Thermodynamic scale of Temperature.

Clausius Inequality, Entropy, Principle of Entropy Increase, Availability and Irreversibility (Basic definitions) – Thermodynamic Potentials, Gibbs and Helmholtz Functions, Maxwell Relations – Elementary Treatment of the Third Law of Thermodynamics.

UNIT IV

Pure Substances, P-V-T- surfaces, T-S and h-s diagrams, Mollier Charts, Phase Transformations – Triple point and critical point, properties during change of phase, Dryness Fraction – Clausius – Clapeyron Equation, Property tables. Various Thermodynamic processes and energy Transfer – Steam Calorimetry.

UNIT – V

Ideal Gas equation of state- Compressibility factor- Van der Waals equation of state- Beattie-Bridgeman equation of state- Benedict-Webb-Rubin equation of state- Viral equation of state-compressibility charts – variable specific heats .

Mixtures of perfect Gases – Dalton’s Law of partial pressure, Avogadro’s Laws of additive volumes- Equivalent Gas constant and Molecular Internal Energy, Enthalpy, Specific Heat and Entropy of Mixture of Perfect Gases and Vapour.



JAWAHARLAL NEHRU TECHNOLOGICAL UNIVERSITY KAKINADA
KAKINADA – 533 003, Andhra Pradesh, India

DEPARTMENT OF MECHANICAL ENGINEERING

Psychrometric Properties – Dry bulb Temperature, Wet Bulb Temperature, Dew point Temperature, Thermodynamic Wet Bulb Temperature, Specific Humidity, Relative Humidity, Saturated Air, Vapour pressure, Degree of saturation – Adiabatic Saturation , Carrier's Equation – Psychrometric chart.

TEXT BOOKS:

1. Engineering Thermodynamics, PK Nag 6th Edn , McGraw Hill.
2. Fundamentals of Thermodynamics – Sonntag, Borgnakke, Van Wylen, 6th Edn, Wiley

REFERENCES:

1. Thermodynamics by Prasanna Kumar, Pearson Publishers
2. Engineering Thermodynamics – Jones & Dugan PHI
3. Thermodynamics, an Engineering Approach, Yunus A Cengel, Michael A Boles, 8th Edn inSI Units, McGraw Hill.
4. Thermodynamics – J.P.Holman , McGrawHill
5. An Introduction to Thermodynamics - Y.V.C.Rao – Universities press.
6. Thermodynamics – W.Z.Black & J.G.Hartley, 3rd Edn Pearson Publ.
7. Engineering Thermodynamics – D.P.Misra, Cengage Publ.
8. Engineering Thermodynamics – P.Chattopadhyay – Oxford Higher Edn Publ.

COURSE OUTCOMES:

After undergoing the course the student is expected to learn

CO1: Basic concepts of thermodynamics

CO2: Laws of thermodynamics

CO3: Concept of entropy

CO4: Property evaluation of vapors and their depiction in tables and charts

CO5: Evaluation of properties of perfect gas mixtures.



JAWAHARLAL NEHRU TECHNOLOGICAL UNIVERSITY KAKINADA
KAKINADA – 533 003, Andhra Pradesh, India

DEPARTMENT OF MECHANICAL ENGINEERING

I Year - II Semester		L	T	P	C
		0	0	3	1.5
WORKSHOP PRACTICE LAB					

Course Objective: To impart hands-on practice on basic engineering trades and skills.

Note: At least two exercises to be done from each trade. Trade:

- | | |
|------------------------|----------------------------------------------------------------------------------------------------------------------------------------------------------------------------------------------------------------|
| 1. Carpentry | <ol style="list-style-type: none"> 1. T-Lap Joint 2. Cross Lap Joint 3. Dovetail Joint 4. Mortise and Tenon Joint |
| 2. Fitting | <ol style="list-style-type: none"> 1. Vee Fit 2. Square Fit 3. Half Round Fit 4. Dovetail Fit |
| 3. Black Smithy | <ol style="list-style-type: none"> 1. Round rod to Square 2. S-Hook 3. Round Rod to Flat Ring 4. Round Rod to Square headed bolt |
| 4. House Wiring | <ol style="list-style-type: none"> 1. Parallel / Series Connection of three bulbs 2. Stair Case wiring 3. Florescent Lamp Fitting 4. Measurement of Earth Resistance |
| 5. Tin Smithy | <ol style="list-style-type: none"> 1. Taper Tray 2. Square Box without lid 3. Open Scoop 4. Funnel |
| 6. IT Workshop | <ol style="list-style-type: none"> 1. Assembly & Disassembly of Computer |



JAWAHARLAL NEHRU TECHNOLOGICAL UNIVERSITY KAKINADA
KAKINADA – 533 003, Andhra Pradesh, India

DEPARTMENT OF MECHANICAL ENGINEERING

I Year - II Semester		L	T	P	C
		0	0	3	1.5
ENGINEERING CHEMISTRY LABORATORY					

Introduction to Chemistry laboratory – Molarity, normality, primary, secondary standard solutions, volumetric titrations, quantitative analysis

1. Determination of HCl using standard Na_2CO_3 solution.
2. Determination of alkalinity of a sample containing Na_2CO_3 and NaOH.
3. Determination of Mn^{+2} using standard oxalic acid solution.
4. Determination of ferrous iron using standard $\text{K}_2\text{Cr}_2\text{O}_7$ solution.
5. Determination of Cu^{+2} using standard hypo solution.
6. Determination of temporary and permanent hardness of water using standard EDTA solution.
7. Determination of Fe^{+3} by a colorimetric method.
8. Determination of the concentration of acetic acid using sodium hydroxide (pH-metry method).
9. Determination of iso-electric point of amino acids using pH-metry method/conductometric method.
10. Determination of the concentration of strong acid vs strong base (by conductometric method).
11. Determination of strong acid vs strong base (by potentiometric method).
12. Determination of Mg^{+2} present in an antacid.
13. Determination of CaCO_3 present in an egg shell.
14. Estimation of Vitamin C.
15. Determination of phosphoric content in soft drinks.
16. Adsorption of acetic acid by charcoal.
17. Preparation of nylon-6, 6 and Bakelite (demonstration only).

Of the above experiments at-least 10 assessment experiments should be completed in a semester.

Outcomes: The students entering into the professional course have practically very little exposure to lab classes. The experiments introduce volumetric analysis; redox titrations with different indicators; EDTA titrations; then they are exposed to a few instrumental methods of chemical analysis. Thus at the end of the lab course, the student is exposed to different methods of chemical analysis and use of some commonly employed instruments. They thus acquire some experimental skills.

Reference Books

1. A Textbook of Quantitative Analysis, Arthur J. Vogel.



JAWAHARLAL NEHRU TECHNOLOGICAL UNIVERSITY KAKINADA
KAKINADA – 533 003, Andhra Pradesh, India

DEPARTMENT OF MECHANICAL ENGINEERING

I Year - II Semester		L	T	P	C
		0	0	3	1.5
BASIC ELECTRICAL & ELECTRONICS ENGINEERING LAB					

Learning Objectives:

- To predetermine the efficiency of dc shunt machine using Swinburne's test.
- To predetermine the efficiency and regulation of 1-phase transformer with O.C and S.C tests.
- To obtain performance characteristics of DC shunt motor & 3-phase induction motor.
- To find out regulation of an alternator with synchronous impedance method.
- To control speed of dc shunt motor using Armature voltage and Field flux control methods.
- To find out the characteristics of PN junction diode & transistor
- To determine the ripple factor of half wave & full wave rectifiers.

Section A: Electrical Engineering:

The following experiments are required to be conducted as compulsory experiments:

1. Swinburne's test on D.C. Shunt machine (predetermination of efficiency of a given D.C. shunt machine working as motor and generator).
2. OC and SC tests on single phase transformer (predetermination of efficiency and regulation at given power factors).
3. Brake test on 3-phase Induction motor (determination of performance characteristics)
4. Regulation of alternator by Synchronous impedance method.
5. Speed control of D.C. Shunt motor by
 - a) Armature Voltage control
 - b) Field flux control method
6. Brake test on D.C. Shunt Motor.

Section B: Electronics Engineering:

The following experiments are required to be conducted as compulsory experiments:

1. PN junction diode characteristics a) Forward bias b) Reverse bias (Cut in voltage and resistance calculations)
2. Transistor CE characteristics (input and output)
3. Half wave rectifier with and without filters.
4. Full wave rectifier with and without filters.
5. CE amplifiers.
6. OP- amp applications (inverting, non inverting, integrator and differentiator)

Learning Outcomes:

The student should be able to:

- Compute the efficiency of DC shunt machine without actual loading of the machine.
- Estimate the efficiency and regulation at different load conditions and power factors for single phase transformer with OC and SC tests.
- Analyse the performance characteristics and to determine efficiency of DC shunt motor & 3-Phase induction motor..



JAWAHARLAL NEHRU TECHNOLOGICAL UNIVERSITY KAKINADA
KAKINADA – 533 003, Andhra Pradesh, India

DEPARTMENT OF MECHANICAL ENGINEERING

- Pre-determine the regulation of an alternator by synchronous impedance method.
- Control the speed of dc shunt motor using Armature voltage and Field flux control methods.
- Draw the characteristics of PN junction diode & transistor
- Determine the ripple factor of half wave & full wave rectifiers.



JAWAHARLAL NEHRU TECHNOLOGICAL UNIVERSITY KAKINADA
KAKINADA – 533 003, Andhra Pradesh, India

DEPARTMENT OF MECHANICAL ENGINEERING

I Year - II Semester	L	T	P	C
	2	0	0	0
CONSTITUTION OF INDIA				

Course Objectives:

- To Enable the student to understand the importance of constitution
- To understand the structure of executive, legislature and judiciary
- To understand philosophy of fundamental rights and duties
- To understand the autonomous nature of constitutional bodies like Supreme Court and high court controller and auditor general of India and election commission of India.
- To understand the central and state relation financial and administrative.

UNIT-I

Introduction to Indian Constitution: Constitution meaning of the term, Indian Constitution - Sources and constitutional history, Features - Citizenship, Preamble, Fundamental Rights and Duties, Directive Principles of State Policy.

Learning outcomes:

After completion of this unit student will

- Understand the concept of Indian constitution
- Apply the knowledge on directive principle of state policy
- Analyze the History, features of Indian constitution
- Evaluate Preamble Fundamental Rights and Duties

UNIT-II

Union Government and its Administration Structure of the Indian Union: Federalism, Centre- State relationship, President: Role, power and position, PM and Council of ministers, Cabinet and Central Secretariat, Lok Sabha, Rajya Sabha, The Supreme Court and High Court: Powers and Functions; **Learning outcomes:**-After completion of this unit student will

- Understand the structure of Indian government
- Differentiate between the state and central government
- Explain the role of President and Prime Minister
- Know the Structure of supreme court and High court

UNIT-III

State Government and its Administration Governor - Role and Position - CM and Council of ministers, State Secretariat: Organisation, Structure and Functions

Learning outcomes:-After completion of this unit student will

- Understand the structure of state government
- Analyze the role Governor and Chief Minister
- Explain the role of state Secretariat
- Differentiate between structure and functions of state secretariat

UNIT-IV

A. Local Administration - District's Administration Head - Role and Importance, Municipalities - Mayor and role of Elected Representative - CEO of Municipal Corporation Pachayati Raj: Functions PRI: Zila Panchayat, Elected officials and their roles, CEO Zila Panchayat: Block level Organizational Hierarchy - (Different departments), Village level - Role of Elected and Appointed officials - Importance of grass root democracy



JAWAHARLAL NEHRU TECHNOLOGICAL UNIVERSITY KAKINADA
KAKINADA – 533 003, Andhra Pradesh, India

DEPARTMENT OF MECHANICAL ENGINEERING

Learning outcomes:-After completion of this unit student will

- Understand the local Administration
- Compare and contrast district administration role and importance
- Analyze the role of Myer and elected representatives of Municipalities
- Evaluate Zillapanchayat block level organisation

UNIT-V

Election Commission: Election Commission- Role of Chief Election Commissioner and Election Commissionerate State Election Commission:, Functions of Commissions for the welfare of SC/ST/OBC and women

Learning outcomes:-After completion of this unit student will

- Know the role of Election Commission apply knowledge
- Contrast and compare the role of Chief Election commissioner and Commissiononerate
- Analyze role of state election commission
- Evaluate various commissions of viz SC/ST/OBC and women

References:

1. Durga Das Basu, Introduction to the Constitution of India, Prentice – Hall of India Pvt.Ltd.. NewDelhi
2. SubashKashyap, Indian Constitution, National Book Trust
3. J.A. Siwach, Dynamics of Indian Government & Politics
4. D.C. Gupta, Indian Government and Politics
5. H.M.Sreevai, Constitutional Law of India, 4th edition in 3 volumes (Universal Law Publication)
6. J.C. Johari, Indian Government andPolitics Hans
7. J. Raj IndianGovernment and Politics
8. M.V. Pylee, Indian Constitution Durga Das Basu, Human Rights in Constitutional Law,Prentice –Hall of India Pvt. Ltd.. New Delhi
9. Noorani, A.G., (South Asia Human Rights Documentation Centre), Challenges to CivilRight),Challenges to Civil Rights Guarantees in India, Oxford University Press 2012

E-resources:

1. nptel.ac.in/courses/109104074/8
2. nptel.ac.in/courses/109104045/
3. nptel.ac.in/courses/101104065/
4. www.hss.iitb.ac.in/en/lecture-details
5. www.iitb.ac.in/en/event/2nd-lecture-institute-lecture-series-indian-constitution

Course Outcomes:

At the end of the semester/course, the student will be able to have a clear knowledge on thefollowing:

- Understand historical background of the constitution making and its importance forbuilding ademocratic India.
 - Understand the functioning of three wings of the government ie., executive,legislative andjudiciary.
 - Understand the value of the fundamental rights and duties for becoming good citizen of India.
 - Analyze the decentralization of power between central, state and local self-government.
 - Apply the knowledge in strengthening of the constitutional institutions like CAG,ElectionCommission and UPSC for sustaining democracy.
1. Know the sources, features and principles of Indian Constitution.
 2. Learn about Union Government, State government and its administration.
 3. Get acquainted with Local administration and Pachayati Raj.
 4. Be aware of basic concepts and developments of Human Rights.
 5. Gain knowledge on roles and functioning of Election Commission.



JAWAHARLAL NEHRU TECHNOLOGICAL UNIVERSITY KAKINADA
KAKINADA – 533 003, Andhra Pradesh, India

DEPARTMENT OF MECHANICAL ENGINEERING

II Year - I Semester		L	T	P	C
		3	0	0	3
VECTOR CALCULUS FOURIER TRANSFORMS and PDE (M-III)					

Course Objectives:

- To familiarize the techniques in partial differential equations
- To furnish the learners with basic concepts and techniques at plus two level to lead them into advanced level by handling various real world applications.

Course Outcomes: At the end of the course, the student will be able to

- interpret the physical meaning of different operators such as gradient, curl and divergence (L5)
- estimate the work done against a field, circulation and flux using vector calculus (L5)
- apply the Laplace transform for solving differential equations (L3)
- find or compute the Fourier series of periodic signals (L3)
- know and be able to apply integral expressions for the forwards and inverse Fourier transform to a range of non-periodic waveforms (L3)
- identify solution methods for partial differential equations that model physical processes (L3)

UNIT –I: Vector calculus:

(10hrs)

Vector Differentiation: Gradient– Directional derivative – Divergence– Curl– Scalar Potential.

Vector Integration: Line integral – Work done – Area– Surface and volume integrals – Vector integral theorems: Greens, Stokes and Gauss Divergence theorems (without proof) and problems on above theorems.

UNIT –II: Laplace Transforms:

(10 hrs)

Laplace transforms – Definition and Laplace transforms of some certain functions– Shifting theorems – Transforms of derivatives and integrals – Unit step function –Dirac’s delta functionPeriodic function – Inverse Laplace transforms– Convolution theorem (with out proof).

Applications: Solving ordinary differential equations (initial value problems) using Laplace transforms.

UNIT –III: Fourier series and Fourier Transforms:

(10 hrs)

Fourier Series: Introduction– Periodic functions – Fourier series of periodic function –Dirichlet’s conditions – Even and odd functions –Change of interval– Half-range sine and cosine series.

Fourier Transforms: Fourier integral theorem (without proof) – Fourier sine and cosine integrals – Sine and cosine transforms – Properties (article-22.5 in text book-1)– inverse transforms – Convolution theorem (without proof) – Finite Fourier transforms.

UNIT –IV: PDE of first order:

(8hrs)

Formation of partial differential equations by elimination of arbitrary constants and arbitrary functions – Solutions of first order linear (Lagrange) equation and nonlinear (standard types) equations.

UNIT – V: Second order PDE and Applications:

(10 hrs)

Second order PDE: Solutions of linear partial differential equations with constant coefficients –Non-homogeneous term of the type e^{ax+by} , $\sin(ax + by)$, $\cos(ax + by)$, $x^m y^n$.

Applications of PDE: Method of separation of Variables– Solution of One dimensional Wave, Heat and two-dimensional Laplace equation.



JAWAHARLAL NEHRU TECHNOLOGICAL UNIVERSITY KAKINADA
KAKINADA – 533 003, Andhra Pradesh, India

DEPARTMENT OF MECHANICAL ENGINEERING

Text Books:

1. **B. S. Grewal**, Higher Engineering Mathematics, 44th Edition, Khanna Publishers.
2. **B. V. Ramana**, Higher Engineering Mathematics, 2007 Edition, Tata Mc. Graw Hill Education.

Reference Books:

1. **Erwin Kreyszig**, Advanced Engineering Mathematics, 10th Edition, Wiley-India.
2. **Dean. G. Duffy**, Advanced Engineering Mathematics with MATLAB, 3rd Edition, CRC Press.
3. **Peter O' Neil**, Advanced Engineering Mathematics, Cengage.
4. **Srimantha Pal, S C Bhunia**, Engineering Mathematics, Oxford University Press.



JAWAHARLAL NEHRU TECHNOLOGICAL UNIVERSITY KAKINADA
KAKINADA – 533 003, Andhra Pradesh, India

DEPARTMENT OF MECHANICAL ENGINEERING

II Year - I Semester		L	T	P	C
		3	0	0	3
MECHANICS OF SOLIDS					

Course Objectives: The students completing this course are expected to understand the basic terms like stress, strain, Poisson's ratio...etc and different stresses and deflections induced in beams, thin cylinders, thick cylinders, and columns. Further, the student shall be able to understand the shear stresses due to torsion in circular shafts.

UNIT – I

SIMPLE STRESSES & STRAINS : Elasticity and plasticity – Types of stresses & strains – Hooke's law – stress – strain diagram for mild steel – Working stress – Factor of safety – Lateral strain, Poisson's ratio & volumetric strain – Bars of varying section – composite bars – Temperature stresses – Complex Stresses Stresses on an inclined plane under different uniaxial and biaxial stress conditions - Principal planes and principal stresses - Mohr's circle - Relation between elastic constants, Strain energy – Resilience – Gradual, sudden, impact and shock loadings.

UNIT – II

SHEAR FORCE AND BENDING MOMENT : Definition of beam – Types of beams – Concept of shear force and bending moment – S.F and B.M diagrams for cantilever, simply supported and overhanging beams subjected to point loads, u.d.l, uniformly varying loads and combination of these loads – Point of contra flexure – Relation between S.F., B.M and rate of loading at a section of a beam.

UNIT – III

FLEXURAL STRESSES : Theory of simple bending – Assumptions – Derivation of bending equation: $M/I = f/y = E/R$ Neutral axis – Determination bending stresses – section modulus of rectangular and circular sections (Solid and Hollow), I, T, Angle and Channel sections – Design of simple beam sections.

SHEAR STRESSES: Derivation of formula – Shear stress distribution across various beams sections like rectangular, circular, triangular, I, T angle sections.

UNIT – IV

DEFLECTION OF BEAMS : Bending into a circular arc – slope, deflection and radius of curvature – Differential equation for the elastic line of a beam – Double integration and Macaulay's methods – Determination of slope and deflection for cantilever and simply supported beams subjected to point loads, - U.D.L uniformly varying load. Mohr's theorems – Moment area method – application to simple cases including overhanging beams, Statically indeterminate Beams and solution methods.

TORSION: Introduction-Derivation- Torsion of Circular shafts- Pure Shear-Transmission of power by circular shafts, Shafts in series, Shafts in parallel.

UNIT – V

THIN AND THICK CYLINDERS: Thin seamless cylindrical shells – Derivation of formula for longitudinal and circumferential stresses – hoop, longitudinal and Volumetric strains – changes in dia, and volume of thin cylinders – Riveted boiler shells – Thin spherical shells. Wire wound thin cylinders. Lamé's equation – cylinders subjected to inside & outside pressures – compound cylinders.



JAWAHARLAL NEHRU TECHNOLOGICAL UNIVERSITY KAKINADA
KAKINADA – 533 003, Andhra Pradesh, India

DEPARTMENT OF MECHANICAL ENGINEERING

COLUMNS: Buckling and Stability, Columns with Pinned ends, Columns with other support Conditions, Limitations of Euler’s Formula, Rankine’s Formula,

TEXT BOOKS:

1. Strength of materials /GH Ryder/ Mc Millan publishers IndiaLtd.
2. Strength of materials by B.C. Punmia-lakshmi publications pvt.Ltd, NewDelhi.

REFERENCES:

1. Mechanics of Materials by Gere & Timoshenko
2. Strength of Materials -By Jindal, Umesh Publications.
3. Strength of Materials by S. Timoshenko- D. VAN NOSTRAND Company- PHI Publishers
4. Strength of Materials by Andrew Pytel and Ferdinand L. Singer Longman-Harpercollins College Division
5. Solid Mechanics, by Popov-
6. Mechanics of Materials/Gere and Timoshenko, CBS Publishers

Course outcomes:

On the completion of the course the student will be able to

CO1: Model & Analyze the behavior of basic structural members subjected to various loading and support conditions based on principles of equilibrium.

CO2: Understand the application of the concept of stress and strain to analyze and design structural members and machine parts under axial, shear and bending loads, moment and torsional moment.

CO3: Students will learn all the methods to analyze beams, columns, frames for normal, shear, and torsion stresses and to solve deflection problems in preparation for the design of such structural components. Students are able to analyze beams and draw correct and complete shear and bending moment diagrams for beams.

CO4: Students attain a deeper understanding of the loads, stresses, and strains acting on a structure and their relations in the elastic behavior

CO5: Design and analysis of Industrial components like pressure vessels.



JAWAHARLAL NEHRU TECHNOLOGICAL UNIVERSITY KAKINADA
KAKINADA – 533 003, Andhra Pradesh, India

DEPARTMENT OF MECHANICAL ENGINEERING

II Year - I Semester		L	T	P	C
		3	0	0	3
FLUID MECHANICS & HYDRAULIC MACHINES					

Course Objectives: The students completing this course are expected to understand the properties of fluids, its kinematic and dynamic behavior through various laws of fluids like continuity, Euler's, Bernoulli's equations, energy and momentum equations. Further, the student shall be able to understand the theory of boundary layer, working and performance characteristics of various hydraulic machines like pumps and turbines.

UNIT I

Objective: After studying this unit student will know the concept of fluid and its properties, manometry, hydrostatic forces acting on different surfaces and also problem solving techniques.

Fluid statics: Dimensions and units: physical properties of fluids - specific gravity, viscosity and its significance, surface tension, capillarity, vapor pressure. Atmospheric, gauge and vacuum pressure, Measurement of pressure – Manometers - Piezometer, U-tube, inverted and differential manometers. Pascal's & hydrostatic laws.

Buoyancy and floatation: Meta center, stability of floating body. Submerged bodies. Calculation of metacenter height. Stability analysis and applications.

UNIT II

Objective: In this unit student will be exposed to the basic laws of fluids, flow patterns, viscous flow through ducts and their corresponding problems.

Fluid kinematics: Introduction, flow types. Equation of continuity for one dimensional flow, circulation and vorticity, Stream line, path line and streak lines and stream tube. Stream function and velocity potential function, differences and relation between them. Condition for irrotational flow, flow net, source and sink, doublet and vortexflow.

Fluid dynamics: surface and body forces –Euler's and Bernoulli's equations for flow along a stream line, momentum equation and its applications, force on pipebend.

Closed conduit flow: Reynold's experiment- Darcy Weisbach equation- Minor losses in pipes- pipes in series and pipes in parallel- total energy line-hydraulic gradient line.

UNIT III

Objective: At the end of this unit student will be aware of the concepts related to boundary layer theory, flow separation, basic concepts of velocity profiles, dimensionless numbers and dimensional analysis.

Boundary Layer Theory: Introduction, momentum integral equation, displacement, momentum and energy thickness, separation of boundary layer, control of flow separation, Stream lined body, Bluff body and its applications, basic concepts of velocity profiles.

Dimensional Analysis: Dimensions and Units, Dimensional Homogeneity, Non dimensionalization of equations, Method of repeating variables and Buckingham Pi Theorem.

UNIT IV

Objective: In this unit student will know the hydrodynamic forces acting on vanes and performance evaluation of hydraulic turbines.

Basics of turbo machinery: hydrodynamic force of jets on stationary and moving flat, inclined, and curved vanes, jet striking centrally and at tip, velocity diagrams, work done and efficiency, flow over radialvanes.



JAWAHARLAL NEHRU TECHNOLOGICAL UNIVERSITY KAKINADA
KAKINADA – 533 003, Andhra Pradesh, India

DEPARTMENT OF MECHANICAL ENGINEERING

Hydraulic Turbines: classification of turbines, impulse and reaction turbines, Pelton wheel, Francis turbine and Kaplan turbine-working proportions, work done, efficiencies, hydraulic design – draft tube- theory- functions and efficiency.

UNIT V

Objective: After studying this unit student will be in a position to understand the characteristic curves of hydraulic turbines and also evaluate the performance characteristics of hydraulic pumps.

Performance of hydraulic turbines: Geometric similarity, Unit and specific quantities, characteristic curves, governing of turbines, selection of type of turbine, cavitation, surge tank, water hammer. Hydraulic systems- hydraulic ram, hydraulic lift, hydraulic coupling. Fluidics – amplifiers, sensors and oscillators. Advantages, limitations and applications.

Centrifugal pumps: classification, working, work done – manometric head- losses and efficiencies-specific speed- pumps in series and parallel-performance characteristic curves, cavitation & NPSH.

Reciprocating pumps: Working, Discharge, slip, indicator diagrams.

TEXT BOOKS:

1. Fluid Mechanics- Fundamentals and Applications by Y.A. Cengel, J.M.Cimbala, 6thEdn, McGrawHill
2. Fluid Mechanics - Dixon, 7thEdn, Elsevier

REFERENCE BOOKS:

1. Hydraulics, fluid mechanics and Hydraulic machinery- Modi and Seth
2. Fluid Mechanics and Hydraulic Machines - RK Bansal- Laxmi Publications (P)Ltd.
3. Fluid Mechanics and Hydraulic Machines –Rajput
4. Fluid Mechanics and Fluid Power Engineering - D.S. Kumar, Kotaria&Sons.
5. Fluid Mechanics and Machinery - D. Rama Durgaiyah, New Age International.

COURSE OUTCOMES:

From this course the student is expected to learn

CO1: The basic concepts of fluid properties.

CO2: The mechanics of fluids in static and dynamic conditions.

CO3: Boundary layer theory, flow separation and dimensional analysis. CO4: Hydrodynamic forces of jet on vanes in different positions.

CO5: Working Principles and performance evaluation of hydraulic pump and turbines.



JAWAHARLAL NEHRU TECHNOLOGICAL UNIVERSITY KAKINADA
KAKINADA – 533 003, Andhra Pradesh, India

DEPARTMENT OF MECHANICAL ENGINEERING

II Year - I Semester		L	T	P	C
		3	0	0	3
PRODUCTION TECHNOLOGY					

Course Objective:

To impart basic knowledge and understanding about the primary manufacturing processes such as casting, joining, bulk forming, sheet metal forming and powder metallurgy and their relevance in current manufacturing industry.

UNIT – I

CASTING: Steps involved in making a casting – Advantage of casting and its applications. Patterns and Pattern making – Types of patterns – Materials used for patterns, pattern allowances and their construction, Molding – molding methods - ingredients of molding sand –. Molding materials, Properties of molding sand, Testing of molding sand. Types of molding – Hand molding – Machine molding. Core – different types of cores – materials – properties of core sand – core manufacturing.

UNIT – II

Principles of Gating, Gating ratio and design of Gating systems. Risers – Types, function and design, casting design considerations. Methods of melting and types of furnaces - cupola, electric arc, resistance and induction furnace. Solidification of castings-Solidification of pure metals and alloys-Short & long freezing range alloys. Fettling. Casting defects. Basic principles and applications of special casting processes - Centrifugal casting – True, semi and centrifuging, Die casting, Investment casting and shell molding.

UNIT – III

Welding :Classification of welding processes, types of welded joints and their characteristics, Gas welding, Different types of flames and uses, Oxy – Acetylene Gas cutting. Basic principles of Arc welding, power characteristics, Manual metal arc welding, Submerged arc welding, TIG & MIG welding. Electro – slag welding.

Resistance welding, Friction welding, Friction stir welding, Forge welding, Explosive welding; Thermit welding, Plasma Arc welding, Laser welding, electron beam welding, Soldering & Brazing.

Heat affected zones in welding; pre & post heating, Weldability of metals, welding defects – causes and remedies – destructive and nondestructive testing of welds.

UNIT – IV

Plastic deformation in metals and alloys-recovery, recrystallization and grain growth. Hot working and Cold working-Strain hardening and Annealing. Bulk forming processes: Forging - Types of Forging, Smith forging, Drop Forging, Roll forging, Forging hammers, Rotary forging, forging defects; Rolling – fundamentals, types of rolling mills and products, Forces in rolling and power requirements. Extrusion and its characteristics. Types of extrusion, Impact extrusion, Hydrostatic extrusion; Wire drawing and Tube drawing



JAWAHARLAL NEHRU TECHNOLOGICAL UNIVERSITY KAKINADA
KAKINADA – 533 003, Andhra Pradesh, India

DEPARTMENT OF MECHANICAL ENGINEERING

UNIT – V

Sheet metal forming - Blanking and piercing, Forces and power requirement in these operations, Deep drawing, Stretch forming, Bending, Spring back and its remedies, Coining, Spinning, Types of presses and presstools.

High energy rate forming processes: Principles of explosive forming, electromagnetic forming, Electro hydraulic forming, rubber pad forming, advantages and limitations.

TEXT BOOKS:

1. Manufacturing Processes for Engineering Materials – Kalpakjian S and Steven R Schmid- Pearson Publ , 5thEdn.
2. Manufacturing Technology -Vol I- P.N. Rao-TMH

REFERENCES:

1. Manufacturing Science – A.Ghosh&A.K.Malik – East West Press Pvt.Ltd
2. Process and materials of manufacture- Lindberg-PHI
3. Production Technology- R.K. Jain-Khanna
4. Production Technology-P C Sharma-S.Chand
5. Manufacturing Processes- H.S. Shaun-Pearson
6. Manufacturing Processes- J.P. Kaushish-PHI
7. Workshop Technology -WJ Chapman/CBS Publishers&DistributorsPvt.Ltd.
8. Production Technology-HMT- TataMcGrawHill

Course Outcomes:

CO1: Able to design the patterns and core boxes for metal casting processes

CO2: Able to design the gating system for different metallic components

CO3: Know the different types of manufacturing processes

CO4: Be able to use forging, extrusion processes

CO5: Learn about the different types of welding processes used for special fabrication.



JAWAHARLAL NEHRU TECHNOLOGICAL UNIVERSITY KAKINADA
KAKINADA – 533 003, Andhra Pradesh, India

DEPARTMENT OF MECHANICAL ENGINEERING

II Year - I Semester		L	T	P	C
		3	0	0	3
KINEMATICS OF MACHINERY					

Course objective: The students completing this course are expected to understand the nature and role of the kinematics of machinery, mechanisms and machines. The course includes velocity and acceleration diagrams, analysis of mechanisms joints, Cams and their applications. It exposes the students to various kinds of power transmission devices like belt, rope, chain and gear drives and their working principles and their merits and demerits.

UNIT – I

MECHANISMS : Elements or Links – Classification – Rigid Link, flexible and fluid link – Types of kinematic pairs – sliding, turning, rolling, screw and spherical pairs – lower and higher pairs – closed and open pairs – constrained motion – completely, partially or successfully constrained and incompletely constrained.

Grashoff's law , Degrees of freedom ,Kutzbachcriterion for planar mechanisms, Mechanism and machines – classification of machines – kinematic chain – inversion of mechanism – inversions of quadric cycle chain – single and double slider crankchains.

UNIT – II

LOWER PAIR MECHANISM: Exact and approximate copiers and generated types – Peaucellier, Hart and Scott Russel – Grasshopper – Watt T. Chebicheff and Robert Mechanisms and straight line motion, Pantograph.

Conditions for correct steering – Davis Steering gear, Ackermans steering gear – velocity ratio; Hooke's Joint: Single and double – Universal coupling–application–problems.

UNIT – III

KINEMATICS: Velocity and acceleration – Motion of a link in machine – Determination of Velocity and acceleration diagrams – Graphical method – Application of relative velocity method four bar chain. Velocity and acceleration analysis of for a given mechanism, Klein's construction, determination of Coriolis component of acceleration.

PLANE MOTION OF BODY: Instantaneous center of rotation, centroids and axodes – relative motion between two bodies – Three centres in line theorem – Graphical determination of instantaneous centre, diagrams for simple mechanisms and determination of angular velocity of points and links.

UNIT – IV

CAMS: Definitions of cam and followers – their uses – Types of followers and cams – Terminology – Types of follower motion: Uniform velocity, Simple harmonic motion and uniform acceleration and retardation. Maximum velocity and maximum acceleration during outward and return strokes in the above 3cases.

Analysis of motion of followers: Roller follower – circular cam with straight, concave and convex flanks.

BELT DRIVES: Introduction, Belt and rope drives, selection of belt drive- types of belt drives, V-belts, materials used for belt and rope drives, velocity ratio of belt drives, slip of belt, creep of belt, tensions for flat belt drive, angle of contact, centrifugal tension, maximum tension of belt, Chains-length, angular speed ratio, classification of chains.



JAWAHARLAL NEHRU TECHNOLOGICAL UNIVERSITY KAKINADA
KAKINADA – 533 003, Andhra Pradesh, India

DEPARTMENT OF MECHANICAL ENGINEERING

UNIT – V

GEARS: Higher pairs, friction wheels and toothed gears–types – law of gearing, condition for constant velocity ratio for transmission of motion, Form of teeth: cycloidal and involute profiles. Velocity of sliding – phenomena of interferences – Methods of interference. Condition for minimum number of teeth to avoid interference, expressions for arc of contact and path of contact – Introduction to Helical, Bevel and worm gearing.

GEAR TRAINS: Introduction to gear Trains, Train value, Types – Simple and reverted wheel train – Epicyclic gear Train. Methods of finding train value or velocity ratio – Epicyclic gear trains. Selection of gear box-Differential gear for an automobile.

TEXT BOOKS:

1. Theory of Mechanisms & Machines by Jagadeesh lal, Metropolitan Pvt. Ltd.
2. Theory of Machines by Thomas Bevan/ CBS Publishers

REFERENCES:

1. Theory of Machines – S. S Rattan- TMH Publishers
2. Theory of machines and Machinery-Vickers - Oxford.
3. Theory of Mechanisms and machines – A.Ghosh&A.K.Malik – East West Press Pvt.Ltd.
4. Kinematics and dynamics of Machinery- R.L Norton- TATAMcGraw-Hill

Course outcomes:

The student should be able to

CO1: Contrive a mechanism for a given plane motion with single degree of freedom.

CO2: Suggest and analyze a mechanism for a given straight line motion and automobile steering motion. CO3: Analyze the motion (velocity and acceleration) of a plane mechanism.

CO4: Suggest and analyze mechanisms for a prescribed intermittent motion like opening and closing of IC engine valves etc.

CO5: Select a power transmission system for a given application and analyze motion of different transmission systems



JAWAHARLAL NEHRU TECHNOLOGICAL UNIVERSITY KAKINADA
KAKINADA – 533 003, Andhra Pradesh, India

DEPARTMENT OF MECHANICAL ENGINEERING

II Year - I Semester		L	T	P	C
		0	0	3	1.5
COMPUTER AIDED ENGINEERING DRAWING PRACTICE					

Course Objective: To enhance the student's knowledge and skills in engineering drawing and to introduce drafting packages and commands for computer aided drawing and modeling.

UNIT-I:

Objective: The knowledge of projections of solids is essential in 3D modeling and animation. The student will be able to draw projections of solids. The objective is to enhance the skills they already acquired in their earlier course in drawing of projection.

PROJECTIONS OF SOLIDS: Projections of Regular Solids inclined to both planes – Auxiliary Views.

UNIT-II:

The knowledge of sections of solids and development of surfaces is required in designing and manufacturing of the objects. Whenever two or more solids combine, a definite curve is seen at their intersection.

SECTIONS OF SOLIDS: Sections and Sectional views of Right Regular Solids – Prism, Cylinder, Pyramid, Cone – Auxiliary views.

DEVELOPMENT AND INTERPENETRATION OF SOLIDS: Development of Surfaces of Right Regular Solids – Prism, Cylinder, Pyramid, Cone and their parts.

UNIT-III:

The intersection of solids also plays an important role in designing and manufacturing. The objective is to impart this knowledge through this topic. A perspective view provides a realistic 3D View of an object. The objective is to make the students learn the methods of Iso and Perspective views.

INTERPENETRATION OF RIGHT REGULAR SOLIDS: Intersection of Cylinder Vs Cylinder, Cylinder Vs Prism, Cylinder Vs Cone, Prism Vs Cone.

PERSPECTIVE PROJECTIONS: Perspective View: Points, Lines, Plane Figures and Simple Solids, Vanishing Point Methods (General Method only).

In part B computer aided drafting is introduced.

UNIT IV:

The objective is to introduce various commands in AutoCAD to draw the geometric entities and to create 2D and 3D wire frame models.

INTRODUCTION TO COMPUTER AIDED DRAFTING: Generation of points, lines, curves, polygons, dimensioning. Types of modeling : object selection commands – edit, zoom, cross hatching, pattern filling, utility commands, 2D wire frame modeling, 3D wire frame modeling,.

UNIT V:

By going through this topic the student will be able to understand the paper-space environment thoroughly.

VIEW POINTS AND VIEW PORTS: view point coordinates and view(s) displayed, examples to exercise different options like save, restore, delete , joint , single option.



JAWAHARLAL NEHRU TECHNOLOGICAL UNIVERSITY KAKINADA
KAKINADA – 533 003, Andhra Pradesh, India

DEPARTMENT OF MECHANICAL ENGINEERING

UNIT VI:

The objective is to make the students create geometrical model of simple solids and machine parts and display the same as an Isometric, Orthographic or Perspective projection.

COMPUTER AIDED SOLID MODELING: Isometric projections, orthographic projections of isometric projections, Modeling of simple solids, Modeling of Machines & Machine Parts.

TEXT BOOKS:

1. Engineering drawing by N.D Bhatt ,Charotarpublications.
2. Engineering Graphics, K.C. john, PHIPublications

REFERENCES:

1. Mastering Auto CAD 2013 and Auto CAD LT 2013 – George Omura,Sybex
2. Auto CAD 2013 fundamentals- Elisemoss, SDCPubl.
3. Engineering Drawing and Graphics using Auto Cad – T Jeyapoovan,vikas
4. Engineering Drawing + AutoCAD – K Venugopal, V. Prabhu Raja, NewAge
5. Engineering Drawing – RK Dhawan, SChand
6. Engineering Drawing – MB Shaw, BC Rana,Pearson
7. Engineering Drawing – KL Narayana, P Kannaiah,Scitech
8. Engineering Drawing – Agarwal and Agarwal, Mc GrawHill
9. Engineering Graphics – PI Varghese, Mc GrawHill
10. Text book of Engineering Drawing with auto-CAD ,K.venkatareddy/B.S .publications.
11. Engineering Drawing with Auto CAD/ James D Bethune/Pearson Publications
12. Engineering Graphics with Auto CAD/Kulkarni D.M, Rastogi A.P, Sarkar A.K/PHI Publications

End Semester examination shall be conducted for **Four** hours with the following pattern:

- a) Two hours - Conventional drawing
- b) Two hours – Computer Aided Drawing

Course outcomes:

1. Student get exposed on working of sheet metal with help of development of surfaces.
2. Student understands how to know the hidden details of machine components with the help of sections and interpenetrations of solids.
3. Student shall exposed to modeling commands for generating 2D and 3D objects using computer aided drafting tools which are useful to create machine elements for computer aided analysis.



JAWAHARLAL NEHRU TECHNOLOGICAL UNIVERSITY KAKINADA
KAKINADA – 533 003, Andhra Pradesh, India

DEPARTMENT OF MECHANICAL ENGINEERING

II Year - I Semester		L	T	P	C
		0	0	3	1.5
FLUID MECHANICS & HYDRAULIC MACHINERY LAB					

Course Objective: To impart practical exposure on the performance evaluation methods of various flow measuring equipment and hydraulic turbines and pumps.

1. Impact of jets on Vanes.
2. Performance Test on Pelton Wheel.
3. Performance Test on Francis Turbine.
4. Performance Test on Kaplan Turbine.
5. Performance Test on Single Stage Centrifugal Pump.
6. Performance Test on Multi Stage Centrifugal Pump.
7. Performance Test on Reciprocating Pump.
8. Calibration of Venturimeter.
9. Calibration of Orificemeter.
10. Determination of friction factor for a given pipeline.
11. Determination of loss of head due to sudden contraction in a pipeline.
12. Turbine flowmeter.



JAWAHARLAL NEHRU TECHNOLOGICAL UNIVERSITY KAKINADA
KAKINADA – 533 003, Andhra Pradesh, India

DEPARTMENT OF MECHANICAL ENGINEERING

II Year - I Semester		L	T	P	C
		0	0	3	1.5
PRODUCTION TECHNOLOGY LAB					

Course Objective: To impart hands-on practical exposure on manufacturing processes and equipment.

1. Design and making of pattern
 - i. Single piece pattern
 - ii. Split pattern
2. Sand property testing
 - i. Sieve analysis (dry sand)
 - ii. Clay content test
 - iii. Moisture content test
 - iv. Strength test (Compression test & Shear test)
 - v. Permeability test
3. Mould preparation
 - i. Straight pipe
 - ii. Bent pipe
 - iii. Dumbbell
 - iv. Gear blank
4. Gas cutting and welding
5. Manual metal arc welding
 - i. Lap joint
 - ii. Butt joint
6. Injection Molding
7. Blow Molding
8. Simple models using sheet metal operations
9. Study of deep drawing and extrusion operations
10. Study of Basic powder compaction and sintering
11. Study of TIG/MIG Welding
12. Study of Resistance Spot Welding
13. Study of Brazing and soldering
14. Study of Plastic Moulding Process.



JAWAHARLAL NEHRU TECHNOLOGICAL UNIVERSITY KAKINADA
KAKINADA – 533 003, Andhra Pradesh, India

DEPARTMENT OF MECHANICAL ENGINEERING

II Year - I Semester		L	T	P	C
		0	0	4	2
DRAFTING AND MODELING LAB					

1. **DRAFTING:** Development of part drawings for various components in the form of orthographic and isometric. Representation of dimensioning and tolerances, Study of DXE, IGES files.
2. **SURFACE MODELING** - Generation of various Surfaces using surface modeling.

A) DRAFTING: Development of part drawings for various components in the form of orthographic and isometric. Representation of dimensioning and tolerances, Study of DXE, IGES files.

B) SURFACE MODELING - Generation of various Surfaces using surface modeling.

C) The following contents to be done by any 3D software package:

(i) PART MODELING: Generation of various 3D models through Pad, revolve, shell, sweep, parent child relation, Boolean operations and various standard translators.

(ii) Assembly drawings: (Any four of the following using solid model software) Generation of various Parts/assemblies: like Screw Jack, Oldham's Coupling, Foot step bearing, Couplings, knuckle and cotter joints, Crankshaft, Connecting Rod, Piston and Cylinder.



JAWAHARLAL NEHRU TECHNOLOGICAL UNIVERSITY KAKINADA
KAKINADA – 533 003, Andhra Pradesh, India

DEPARTMENT OF MECHANICAL ENGINEERING

II Year - I Semester		L	T	P	C
		2	0	0	0
ESSENCE OF INDIAN TRADITIONAL KNOWLEDGE					

Course Objectives:

To facilitate the students with the concepts of Indian traditional knowledge and to make them understand the Importance of roots of knowledge system

- The course aim of the importing basic principle of third process reasoning and inference sustainability is at the course of Indian traditional knowledge system
- To understand the legal framework and traditional knowledge and biological diversity act 2002 and geographical indication act 2003
- The courses focus on traditional knowledge and intellectual property mechanism of traditional knowledge and protection
- To know the student traditional knowledge in different sector

Course Outcomes:

After completion of the course, students will be able to:

- Understand the concept of Traditional knowledge and its importance
- Know the need and importance of protecting traditional knowledge
- Know the various enactments related to the protection of traditional knowledge
- Understand the concepts of Intellectual property to protect the traditional knowledge

UNIT I

Introduction to traditional knowledge: Define traditional knowledge, nature and characteristics, scope and importance, kinds of traditional knowledge, the physical and social contexts in which traditional knowledge develop, the historical impact of social change on traditional knowledge systems. Indigenous Knowledge (IK), characteristics, traditional knowledge vis-à-vis indigenous knowledge, traditional knowledge Vs western knowledge traditional knowledge vis-à-vis formal knowledge

UNIT II

Protection of traditional knowledge: the need for protecting traditional knowledge Significance of TK Protection, value of TK in global economy, Role of Government to harness TK.

UNIT III

Legal framework and TK: A: The Scheduled Tribes and Other Traditional Forest Dwellers (Recognition of Forest Rights) Act, 2006, Plant Varieties Protection and Farmers Rights Act, 2001 (PPVFR Act); B: The Biological Diversity Act 2002 and Rules 2004, the protection of traditional knowledge bill, 2016. Geographical indications act 2003.

UNIT IV

Traditional knowledge and intellectual property: Systems of traditional knowledge protection, Legal concepts for the protection of traditional knowledge, Certain non IPR mechanisms of traditional knowledge protection, Patents and traditional knowledge, Strategies to increase protection of traditional knowledge, global legal FORA for increasing protection of Indian Traditional Knowledge.



JAWAHARLAL NEHRU TECHNOLOGICAL UNIVERSITY KAKINADA
KAKINADA – 533 003, Andhra Pradesh, India

DEPARTMENT OF MECHANICAL ENGINEERING

UNIT V

Traditional knowledge in different sectors: Traditional knowledge and engineering, Traditional medicine system, TK and biotechnology, TK in agriculture, Traditional societies depend on it for their food and healthcare needs, Importance of conservation and sustainable development of environment, Management of biodiversity, Food security of the country and protection of TK.

REFERENCE BOOKS:

1. Traditional Knowledge System in India, by Amit Jha, 2009.
2. Traditional Knowledge System and Technology in India by Basanta Kumar Mohanta and Vipin Kumar Singh, PratibhaPrakashan 2012.
3. Traditional Knowledge System in India by Amit Jha Atlantic publishers, 2002
4. "Knowledge Traditions and Practices of India" Kapil Kapoor, Michel Danino

e-Resources:

- 1) <https://www.youtube.com/watch?v=LZP1StpYEPM>
- 2) <http://nptel.ac.in/courses/121106003/>



JAWAHARLAL NEHRU TECHNOLOGICAL UNIVERSITY KAKINADA
KAKINADA – 533 003, Andhra Pradesh, India

DEPARTMENT OF MECHANICAL ENGINEERING

II Year - II Semester		L	T	P	C
		3	0	0	3
MATERIALS SCIENCE & METALLURGY					

Course Objective: To understand the basic fundamentals of Material science and Physical metallurgy. The basic concepts to be taught will help for the improvement, proper selection and effective utilization of materials which is essential to satisfy the ever increasing demands of the society.

UNIT – I

Structure of Metals and Constitution of alloys: Bonds in Solids, Metallic bond, crystallization of metals, Packing Factor - SC, BCC, FCC & HCP-line density, plane density. Grain and grain boundaries, effect of grain boundaries on the Properties of metal / alloys – determination of grain size. Imperfections

– point, line, surface and volume- Slip and Twinning.

Necessity of alloying, types of solid solutions, Hume Rotherys rules, intermediate alloy phases, and electron compounds

Equilibrium Diagrams : Experimental methods of construction of equilibrium diagrams, Isomorphous alloy systems, equilibrium cooling and heating of alloys, Lever rule, coring miscibility gaps, eutectic systems, congruent melting intermediate phases, peritectic reaction. Transformations in the solid state – allotropy, eutectoid, peritectoid reactions, phase rule, relationship between equilibrium diagrams and properties of alloys. Study of binary phase diagrams such as Cu-Ni and Fe-Fe₃C.

UNIT –II

Ferrous metals and alloys: Structure and properties of White Cast iron, Malleable Cast iron, grey cast iron, Spheroidal graphite cast iron, Alloy cast irons. Classification of steels, structure and properties of plain carbon steels, Low alloy steels, Hadfield manganese steels, tool and die steels.

Non-ferrous Metals and Alloys: Structure and properties of Copper and its alloys, Aluminium and its alloys, Titanium and its alloys, Magnesium and its alloys, Super alloys.

UNIT – III

Heat treatment of Alloys: Effect of alloying elements on Fe-Fe₃C system, Annealing, normalizing, hardening, TTT diagrams, tempering, hardenability, surface - hardening methods, Age hardening treatment, Cryogenic treatment of alloys.

UNIT – IV

Powder Metallurgy: Basic processes- Methods of producing metal powders- milling atomization- Granulation-Reduction-Electrolytic Deposition. Compacting methods – Sintering - Methods of manufacturing sintered parts. Sintering Secondary operations-Sizing, coining, machining -Factors determining the use of powder metallurgy-Application of this process.

UNIT – V

Ceramic and composite materials: Crystalline ceramics, glasses, cermets, abrasive materials, Classification of composites, various methods of component manufacture of composites, particle – reinforced materials, fiber reinforced materials, metal ceramic mixtures, metal – matrix composites and C – C composites. Nano-materials – definition, properties and application



JAWAHARLAL NEHRU TECHNOLOGICAL UNIVERSITY KAKINADA
KAKINADA – 533 003, Andhra Pradesh, India

DEPARTMENT OF MECHANICAL ENGINEERING

TEXT BOOKS:

1. Introduction to Physical Metallurgy - Sidney H. Avener -McGrawHill
2. Essential of Materials science and engineering - Donald R.Askeland -Cengage.

REFERENCES:

1. Material Science and Metallurgy – Dr. V.D.kodgire- Everest PublishingHouse
2. Materials Science and engineering - Callister&Baalasubrahmanyam- Wiley Publications
3. Material Science for Engineering students – Fischer – ElsevierPublishers
4. Material science and Engineering - V. Rahghavan-PHIPublishers
5. Introduction to Material Science and Engineering – Yip-Wah Chung CRCPress
6. Material Science and Metallurgy – A V K Suryanarayana – B SPublications
7. Material Science and Metallurgy – U. C. Jindal – PearsonPublications

Course Outcomes:

CO1: Understand the crystalline structure of different metals and study the stability of phases in different alloy systems.

CO2: Study the behavior of ferrous and non ferrous metals and alloys and their application in different domains

CO3: Able to understand the effect of heat treatment, addition of alloying elements on properties of ferrous metals.

CO4: Grasp the methods of making of metal powders and applications of powder metallurgy

CO5: Comprehend the properties and applications of ceramic, composites and other advanced methods.



JAWAHARLAL NEHRU TECHNOLOGICAL UNIVERSITY KAKINADA
KAKINADA – 533 003, Andhra Pradesh, India

DEPARTMENT OF MECHANICAL ENGINEERING

II Year - II Semester		L	T	P	C
		3	0	0	3
COMPLEX VARIABLES AND STATISTICAL METHODS					

Course Objectives:

- To familiarize the complex variables.
- To familiarize the students with the foundations of probability and statistical methods.
- To equip the students to solve application problems in their disciplines.

Course Outcomes: At the end of the course students will be able to

- apply Cauchy-Riemann equations to complex functions in order to determine whether a given continuous function is analytic (L3)
- find the differentiation and integration of complex functions used in engineering problems (L5)
- make use of the Cauchy residue theorem to evaluate certain integrals (L3)
- apply discrete and continuous probability distributions (L3)
- design the components of a classical hypothesis test (L6)
- infer the statistical inferential methods based on small and large sampling tests (L4)

UNIT – I: Functions of a complex variable and Complex integration: (10 hrs)

Introduction – Continuity – Differentiability – Analyticity – Cauchy-Riemann equations in Cartesian and polar coordinates – Harmonic and conjugate harmonic functions – Milne – Thompson method.

Complex integration: Line integral – Cauchy's integral theorem – Cauchy's integral formula – Generalized integral formula (all without proofs) and problems on above theorems.

UNIT – II: Series expansions and Residue Theorem: (10 hrs)

Radius of convergence – Expansion in Taylor's series, Maclaurin's series and Laurent series.

Types of Singularities: Isolated – Essential – Pole of order m – Residues – Residue theorem

(without proof) – Evaluation of real integral of the types $\int_{-\infty}^{\infty} f(x)dx$ and $\int_c^{c+2\pi} f(\cos\theta, \sin\theta)d\theta$.

UNIT – III: Probability and Distributions: (10 hrs)

Review of probability and Baye's theorem – Random variables – Discrete and Continuous random variables – Distribution functions – Probability mass function, Probability density function and Cumulative distribution functions – Mathematical Expectation and Variance – Binomial, Poisson, Uniform and Normal distributions.

UNIT – IV: Sampling Theory: (8 hrs)

Introduction – Population and Samples – Sampling distribution of Means and Variance (definition only) – Central limit theorem (without proof) – Representation of the normal theory distributions – Introduction to t, χ^2 and F-distributions – Point and Interval estimations – Maximum error of estimate.

UNIT – V: Tests of Hypothesis: (10 hrs)

Introduction – Hypothesis – Null and Alternative Hypothesis – Type I and Type II errors – Level of significance – One tail and two-tail tests – Tests concerning one mean and two means (Large and Small samples) – Tests on proportions.



JAWAHARLAL NEHRU TECHNOLOGICAL UNIVERSITY KAKINADA
KAKINADA – 533 003, Andhra Pradesh, India

DEPARTMENT OF MECHANICAL ENGINEERING

Text Books:

1. **B. S. Grewal**, Higher Engineering Mathematics, 44th Edition, Khanna Publishers.
2. **Miller and Freund's**, Probability and Statistics for Engineers, 7/e, Pearson, 2008.

Reference Books:

1. **J. W. Brown and R. V. Churchill**, Complex Variables and Applications, 9th edition, McGraw Hill, 2013.
2. **S.C. Gupta and V.K. Kapoor**, Fundamentals of Mathematical Statistics, 11/e, Sultan Chand & Sons Publications, 2012.
3. **Jay I. Devore**, Probability and Statistics for Engineering and the Sciences, 8th Edition, Cengage.
4. **ShronL.Myers, Keying Ye, Ronald E Walpole**, Probability and Statistics Engineers and the Scientists, 8th Edition, Pearson 2007.
5. **Sheldon, M. Ross**, Introduction to probability and statistics Engineers and the Scientists, 4th Edition, Academic Foundation, 2011



JAWAHARLAL NEHRU TECHNOLOGICAL UNIVERSITY KAKINADA
KAKINADA – 533 003, Andhra Pradesh, India

DEPARTMENT OF MECHANICAL ENGINEERING

II Year - II Semester	L	T	P	C
	3	0	0	3
DYNAMICS OF MACHINERY				

Course Objectives:

1. To analyze the forces in clutches, brakes and dynamometers involving friction.
2. Understand the effect gyroscopic couple in motor cycles, aeroplanes and ships.
3. To understand the static and dynamic force analysis of four bar and slider crank mechanisms.
4. To study the turning moment diagrams of reciprocating engines and to learn design procedure of a flywheel
5. To learn analytical and graphical methods for calculating balancing of rotary and reciprocating masses
6. Understanding of vibrations and its significance on engineering design.

UNIT – I

FRICITION: Inclined plane, friction of screw and nuts, pivot and collar, uniform pressure, uniform wear, friction circle and friction axis: lubricated surfaces, boundary friction, film lubrication.

CLUTCHES: Friction clutches- single disc or plate clutch, multiple disc clutch, cone clutch, centrifugal clutch.

BRAKES AND DYNAMOMETERS: Simple block brakes, internal expanding brake, band brake of vehicle. General description and operation of dynamometers: Prony, Rope brake, Epicyclic, Bevis Gibson and belt transmission,

UNIT – II

STATIC AND DYNAMIC FORCE ANALYSIS: Dynamic force analysis of four bar mechanism and slider crank mechanism, inertia torque, angular velocity and acceleration of connecting rod, crank effort **TURNING MOMENT DIAGRAMS:** Turning moment diagrams – fluctuation of energy – fly wheels and their design.

UNIT-III

PRECESSION: Gyroscopes, effect of precession motion on the stability of moving vehicles such as motor car, motor cycle, aero planes and ships.

GOVERNERS: Watt, porter and proell governors, spring loaded governors – Hartnell and Hartung with auxiliary springs. sensitiveness, isochronism and hunting.

UNIT – IV

BALANCING: Balancing of rotating masses single and multiple – single and different planes, use analytical and graphical methods. Primary, secondary, and higher balancing of reciprocating masses. analytical and graphical methods, unbalanced forces and couples – examination of “V” multi cylinder in line and radial engines for primary and secondary balancing, locomotive balancing, hammer blow, swaying couple, variation of tractive effort.

UNIT – V

VIBRATIONS: Free Vibration of spring mass system –Natural frequency-types of damping – damped free vibration, Simple problems on forced damped vibration, vibration isolation and transmissibility transverse loads, vibrations of beams with concentrated and distributed loads. Dunkerly’s methods, Raleigh’s method, whirling of shafts, critical speeds, torsional vibrations, two and three rotor systems.



JAWAHARLAL NEHRU TECHNOLOGICAL UNIVERSITY KAKINADA
KAKINADA – 533 003, Andhra Pradesh, India

DEPARTMENT OF MECHANICAL ENGINEERING

Text Books:

1. Theory of Machines -S.S Rattan - Mc. GrawHill
2. Theory of Mechanisms and Machines -Dr.JagadishLal - Metropolitan Pvt.Ltd.

References:

1. Mechanism and machine theory - JS Rao & RV Dukkipati - New AgePublishers.
2. Theory of Machines - Shigley – McGrawHillPublishers
3. Theory of Machines - Thomas Bevan - PearsonPublishers

Course outcomes:

1. To compute the frictional losses and transmission in clutches, brakes and dynamometers
2. To determine the effect of gyroscopic couple in motor vehicles, ships and aeroplanes
3. To analyze the forces in four bar and slider crank mechanisms and design a flywheel
4. To determine the rotary unbalanced mass in reciprocating equipment
5. To determine the unbalanced forces and couples in reciprocating and radial engines
6. To determine the natural frequencies of discrete systems undergoing longitudinal, torsional and transverse vibrations.



JAWAHARLAL NEHRU TECHNOLOGICAL UNIVERSITY KAKINADA
KAKINADA – 533 003, Andhra Pradesh, India

DEPARTMENT OF MECHANICAL ENGINEERING

II Year - II Semester		L	T	P	C
		3	0	0	3
THERMAL ENGINEERING - I					

Course Objectives:

1. To make the student learn and understand the reasons and affects of various losses that occur in the actual engine operation.
2. To familiarize the student with the various engine systems along with their function and necessity.
3. To learn about normal combustion phenomenon and knocking in S.I. and C.I. Engines and to find the several engine operating parameters that affect the smooth engine operation.
4. To make the student learn to perform testing on S.I and C.I Engines for the calculations of performance and emission parameters.

UNIT – I

Air standard Cycles: otto, diesel and dual cycles, its comparison, Brayton cycle

Actual Cycles and their Analysis: Introduction, Comparison of Air Standard and Actual Cycles, Time Loss Factor, Heat Loss Factor, Exhaust Blowdown-Loss due to Gas exchange process, Volumetric Efficiency. Loss due to Rubbing Friction, Actual and Fuel-Air Cycles of CI Engines.

UNIT – II

I C. ENGINES : Classification - Working principles, Valve and Port Timing Diagrams, - Engine systems – Fuel, Carburettor, Fuel Injection System, Ignition, Cooling and Lubrication, principle of wankle engine, principles of supercharging and turbocharging.

UNIT – III

Combustion in S.I. Engines : Normal Combustion and abnormal combustion – Importance of flame speed and effect of engine variables – Types of Abnormal combustion, pre-ignition and knocking (explanation of) – Fuel requirements and fuel rating, anti knock additives – combustion chamber – requirements, types.

Combustion in C.I. Engines : Four stages of combustion – Delay period and its importance – Effect of engine variables – Diesel Knock– Need for air movement, suction, compression and combustion induced turbulence – open and divided combustion chambers and nozzles used – fuel requirements and fuel rating.

UNIT – IV

Measurement, Testing and Performance: Parameters of performance - measurement of cylinder pressure, fuel consumption, air intake, exhaust gas composition, Brake power – Determination of frictional losses and indicated power – Performance test – Heat balance sheet and chart.

UNIT –V

GAS TURBINES: Simple gas turbine plant – ideal cycle, essential components – parameters of performance – actual cycle – regeneration, inter cooling and reheating –closed cycle type gas turbines.



JAWAHARLAL NEHRU TECHNOLOGICAL UNIVERSITY KAKINADA
KAKINADA – 533 003, Andhra Pradesh, India

DEPARTMENT OF MECHANICAL ENGINEERING

JET PROPULSION: Principle of operation –classification of jet propulsive engines – working principles with schematic diagrams and representation on t-s diagram - thrust, thrust power and propulsion efficiency – turbo jet engines – needs and demands met by turbo jet – schematic diagram, thermodynamic cycle, performance evaluation (Definitions and Simple Problems).

ROCKETS: Application – working principle – classification – propellant type – thrust, propulsive efficiency – specific impulse – solid and liquid propellant rocket engines (only Theoretical concepts).

Text Books:

1. I.C. Engines - V. Ganesan- Tata McGraw Hill Publishers
2. Gas Turbines – V.Ganesan – Tata McGraw Hill Publishers

References:

1. Thermal Engineering - Mahesh Rathore- McGraw Hill publishers
2. I.C.Engines–AppliedThermosciences–C.R.Ferguson&A.T.Kirkpatrick-2ndEdition- WileyPubl
3. I.C. Engines - J.B.Heywood/McGrawHill.
4. Heat engines, Vasandani& Kumar – Thermalpublications
5. Gas Turbine Theory – H.H Saravanamuttoo, Cohen, Rogers –PearsonPublishers

Course Outcomes: Student must able to,

CO1: Derive the actual cycle from fuel-air cycle and air- standard cycle for all practical applications. CO2: Explain working principle and various components of IC engine

CO3: Explain combustion phenomenon of CI and SI engines and their impact on engine variables. CO4: Analyze the performance of an IC engine based on the performance parameters.

CO5: Explain the cycles and systems of a gas turbine and determine the efficiency of gas turbine. CO6: Explain the applications and working principle of rockets and jet propulsion.



JAWAHARLAL NEHRU TECHNOLOGICAL UNIVERSITY KAKINADA
KAKINADA – 533 003, Andhra Pradesh, India

DEPARTMENT OF MECHANICAL ENGINEERING

II Year – II Semester		L	T	P	C
		3	0	0	3
INDUSTRIAL ENGINEERING AND MANAGEMENT					

UNIT – I

INTRODUCTION: Definition of industrial engineering (I.E), development, applications, role of an industrial engineer, differences between production management and industrial engineering, quantitative tools of IE and productivity measurement. concepts of management, importance, functions of management, scientific management, Taylor’s principles, theory X and theory Y, Fayol’s principles of management.

UNIT – II

PLANT LAYOUT: Factors governing plant location, types of production layouts, advantages and disadvantages of process layout and product layout, applications, quantitative techniques for optimal design of layouts, plant maintenance, preventive and breakdown maintenance.

UNIT – III

WORK STUDY: Importance, types of production, applications, workstudy, method study and time study, work sampling, PMTS, micro-motion study, rating techniques, MTM, work factor system, principles of Ergonomics, flow process charts, string diagrams and Therbligs,

UNIT – IV

STATISTICAL QUALITY CONTROL: Quality control, Queing assurance and its importance, SQC, attribute sampling inspection with single and double sampling, Control charts – \bar{X} and R – charts \bar{X} and S charts and their applications, numerical examples.

TOTAL QUALITY MANAGEMENT: zero defect concept, quality circles, implementation, applications, ISO quality systems. six sigma – definition, basic concepts

UNIT – V

RESOURCE MANAGEMENT: Concept of human resource management, personnel management and industrial relations, functions of personnel management, Job-evaluation, its importance and types, merit rating, quantitative methods, wage incentive plans, types.

VALUE ANALYSIS: Value engineering, implementation procedure, enterprise resource planning and supply chain management.

TEXT BOOKS:

1. Industrial Engineering and management / O.P Khanna/KhannaPublishers.
2. Industrial Engineering and Production Management/MartandTelsang/S.Chand& CompanyLtd. New Delhi

Reference Books:

1. Industrial Management / Bhattacharya DK/Vikaspublishers
2. Operations Management / J.G Monks/McGrawHillPublishers.
3. Industrial Engineering and Management Science/T.R. Banga, S.C.Sharma, N. K. Agarwal / Khanna Publishers
4. Principles of Management /Koontz O’ Donnel/McGraw Hill Publishers.
5. Statistical Quality Control /Gupta/KhannaPublishers
6. Industrial Engineering and Management /NVS Raju/Cengage Publishers



JAWAHARLAL NEHRU TECHNOLOGICAL UNIVERSITY KAKINADA
KAKINADA – 533 003, Andhra Pradesh, India

DEPARTMENT OF MECHANICAL ENGINEERING

Course outcomes:

Upon successful completion of this course you should be able to:

1. Design and conduct experiments, analyse, interpret data and synthesize valid conclusions
2. Design a system, component, or process, and synthesize solutions to achieve desired needs
3. Use the techniques, skills, and modern engineering tools necessary for engineering practice with appropriate considerations for public health and safety, cultural, societal, and environmental constraints
4. Function effectively within multi-disciplinary teams and understand the fundamental precepts of effective project management



JAWAHARLAL NEHRU TECHNOLOGICAL UNIVERSITY KAKINADA
KAKINADA – 533 003, Andhra Pradesh, India

DEPARTMENT OF MECHANICAL ENGINEERING

II Year - II Semester		L	T	P	C
		0	0	3	1.5
MECHANICS OF SOLIDS & METALLURGY LAB					

Course Objective: To impart practical exposure on the microstructures of various materials and their hardness evaluation. Also to impart practical knowledge on the evaluation of material properties through various destructive testing procedures.

NOTE: Any 6 experiments from each section A and B.

(A) MECHANICS OF SOLIDSLAB:

1. Direct tension test
2. Bending test on
 - a) Simple supported
 - b) Cantilever beam
3. Torsion test
4. Hardness test
 - a) Brinell's hardness test
 - b) Rockwell hardness test
5. Test on springs
6. Compression test on cube
7. Impact test
8. Punch shear test

(B) METALLURGY LAB:

1. Preparation and study of the Microstructure of pure metals like Iron, Cu and Al.
2. Preparation and study of the Microstructure of Mild steel, Medium carbon steels, High carbon steels.
3. Study of the Micro Structures of Cast Irons.
4. Study of the Micro Structures of Non-Ferrous alloys.
5. Study of the Micro structures of Heat treated steels.
6. Hardenability of steels by Jominy End Quench Test.
7. To find out the hardness of various treated and untreated steels.



JAWAHARLAL NEHRU TECHNOLOGICAL UNIVERSITY KAKINADA
KAKINADA – 533 003, Andhra Pradesh, India

DEPARTMENT OF MECHANICAL ENGINEERING

II Year - II Semester		L	T	P	C
		0	0	3	1.5
MACHINE DRAWING PRACTICE					

Course Objective: The student will acquire knowledge in national and International standards while drawing machine components students will also familiarize in drawing assembly, orthographic and sectional views of various machine components.

Machine Drawing Conventions:

Need for drawing conventions – introduction to IS conventions-Standardization-Interchangeability-Selective assembly-Tolerance

- a) Conventional representation of materials, common machine elements and parts such as screws, nuts, bolts, keys, gears, webs, ribs.
- b) Types of sections – selection of section planes and drawing of sections and auxiliary sectional views. Parts not usually sectioned.
- c) Methods of dimensioning, general rules for sizes and placement of dimensions for holes, centers, curved tapered features and surface finish indication
- d) Title boxes, their size, location and details - common abbreviations & their liberal usage
- e) Types of Drawings – working drawings for machine parts.

PART-A

I. Drawing of Machine Elements and simple parts

Objective: To provide basic understanding and drawing practice of various joint, simple mechanical parts

Selection of Views, additional views for the following machine elements and parts with every drawing proportions.

- a) Popular forms of Screw threads, bolts, nuts, stud bolts, tap bolts, setscrews.
- b) Keys, cotter joints, knuckle joint, Hook's joint
- c) Riveted joints for plates
- d) Shaft couplings.
- e) Journal, pivot and collar and foot step bearings.

PART-B

II. Assembly Drawings:

Objective: The student will be able to draw the assembly from the individual part drawing. Drawings of assembled views for the part drawings of the following using conventions and easy drawing proportions.

- a) Engine parts – Gear pump, Fuel pump, petrol Engine connecting rod, piston, stuffing box and eccentric assembly.
- b) Other machine parts - Screws jack, Machine swivel vice, Plummer block, Tailstock and Tool post.

III. Manufacturing Drawing

Introduction of Limits and fits, fundamental deviations for Hole based and Shaft based systems, alpha numeric designation of limits & fits. Types of Fits. Form and positional tolerances.

Conventional practices of indicating limits and fits, geometrical form and position tolerances, surface finish and surface treatments requirements. Study of Examples involving selection of fits and calculation of limits. Suggestion of suitable fits for mating parts.

Representation of limits fits and tolerances for mating parts. Use any four parts of above assembly drawings and prepare manufacturing drawing with dimensional and geometric tolerances.



JAWAHARLAL NEHRU TECHNOLOGICAL UNIVERSITY KAKINADA
KAKINADA – 533 003, Andhra Pradesh, India

DEPARTMENT OF MECHANICAL ENGINEERING

TEXT BOOKS:

1. Machine Drawing – N.Siddeswar, K.Kannaiah&V.V.S.Sastry -TMH
2. Machine Drawing –K.L.Narayana, P.Kannaiah&K. Venkata Reddy / New Age/Publishers
3. Production Drawing- K.L.Narayana, P.Kannaiah&K. Venkata Reddy / New Age/Publishers

REFERENCES:

1. Machine Drawing –P.S.Gill,
2. Machine Drawing –Luzzader
3. Machine Drawing –Rajput
4. Machine Drawing – N.D. Junnarkar,Pearson
5. Machine Drawing – Ajeeth Singh, McGrawHill
6. Machine Drawing – KC John,PHI
7. Machine Drawing – B Battacharya,Oxford
8. Machine Drawing – Gowtham and Gowtham,Pearson
9. Machine Drawing- Dhawan R K-S.chand&Company

Course Outcome:

CO1. Draw and represent standard dimensions of different mechanical fasteners and joints and Couplings.

CO2. Draw different types of bearings showing different components.

CO3. Assemble components of a machine part and draw the sectional assembly drawing showing the dimensions of all the components of the assembly as per bill of materials

CO4. Select and represent fits and geometrical form of different mating parts in assembly drawings.

CO5: To prepare manufacturing drawings indicating fits, tolerances, surface finish and surface treatment requirements.



JAWAHARLAL NEHRU TECHNOLOGICAL UNIVERSITY KAKINADA
KAKINADA – 533 003, Andhra Pradesh, India

DEPARTMENT OF MECHANICAL ENGINEERING

II Year - II Semester		L	T	P	C
		0	0	3	1.5
THEORY OF MACHINES LAB					

1. To determine whirling speed of shaft theoretically and experimentally.
2. To determine the position of sleeve against controlling force and speed of a Hartnell governor and to plot the characteristic curve of radius of rotation.
3. To analyse the motion of a motorized gyroscope when the couple is applied along its spin axis
4. To determine the frequency of undamped free vibration of an equivalent spring mass system.
5. To determine the frequency of damped force vibration of a spring mass system
6. To study the static and dynamic balancing using rigid blocks.
7. To find the moment of inertia of a flywheel
8. To plot follower displacement vs cam rotation for various Cam Follower systems.
9. To plot slider displacement, velocity and acceleration against crank rotation for single slider crank mechanism/Four bar mechanism
10. To find coefficient of friction between belt and pulley.
11. To study simple and compound screw jack and determine the mechanical advantage, velocity ratio and efficiency
12. To study various types of gears- Spur, Helical, Worm and Bevel Gears



JAWAHARLAL NEHRU TECHNOLOGICAL UNIVERSITY KAKINADA
KAKINADA – 533 003, Andhra Pradesh, India

DEPARTMENT OF MECHANICAL ENGINEERING

II Year - II Semester		L	T	P	C
		1	0	2	2
PYTHON PROGRAMMING LAB					

Course Objective: To understand the PYTHON environment and make numerical computations and analysis.

Course Outcomes:

At the end of the course, student will be able to

- CO1** Solve the different methods for linear, non-linear and differential equations
- CO2** Learn the PYTHON Programming language
- CO3** Familiar with the strings and matrices in PYTHON
- CO4** Write the Program scripts and functions in PYTHON to solve the methods

CONTENTS

Write Programs in PYTHON Programming for the following:

1. To find the roots of non-linear equation using Bisection method
2. To find the roots of non-linear equation using Newton Raphson's method.
3. Curve fitting by least – square approximations
4. To solve the system of linear equations using Gauss - elimination method
5. To solve the system of linear equations using Gauss - Siedal method
6. To solve the system of linear equations using Gauss - Jordan method
7. To integrate numerically using Trapezoidal rule
8. To integrate numerically using Simpsons rule
9. To find the largest eigen value of a matrix by Power – method
10. To find numerical solution of ordinary differential equations by Euler's method
11. To find numerical solution of ordinary differential equations by Runge-Kutta method
12. To find numerical solution of ordinary differential equations by Milne's method
13. To find the numerical solution of Laplace equation
14. To find the numerical solution of Wave equation
15. To find the solution of a tri-diagonal matrix using Thomas algorithm
16. To fit a straight using least square technique



JAWAHARLAL NEHRU TECHNOLOGICAL UNIVERSITY KAKINADA
KAKINADA – 533 003, Andhra Pradesh, India

DEPARTMENT OF MECHANICAL ENGINEERING

COURSE STRUCTURE AND SYLLABUS

For

B. TECH MECHANICAL ENGINEERING

(Applicable for batches admitted from 2019-2020)



JAWAHARLAL NEHRU TECHNOLOGICAL UNIVERSITY: KAKINADA

KAKINADA - 533 003, Andhra Pradesh, India



JAWAHARLAL NEHRU TECHNOLOGICAL UNIVERSITY KAKINADA

KAKINADA – 533 003, Andhra Pradesh, India

DEPARTMENT OF MECHANICAL ENGINEERING

I Year – I SEMESTER

Sl. No	Course Code	Subjects	L	T	P	Credits
1	BS1101	Mathematics – I	3	0	0	3
2	BS1102	Mathematics – II	3	0	0	3
3	BS1108	Engineering Physics	3	0	0	3
4	ES1101	Programming for Problem Solving Using C	3	0	0	3
5	ES1103	Engineering Drawing	1	0	3	2.5
6	HS1102	English Lab	0	0	3	1.5
7	BS1109	Engineering Physics Lab	0	0	3	1.5
8	ES1102	Programming for Problem Solving Using C Lab	0	0	3	1.5
9	MC1104	Constitution of India	2	0	0	0
Total Credits			15	0	12	19

I Year – II SEMESTER

Sl. No	Course Code	Subjects	L	T	P	Credits
1	HS1201	English	3	0	0	3
2	BS1210	Engineering Chemistry	3	0	0	3
3	ES1204	Engineering Mechanics	3	0	0	3
4	ES1206	Basic Electrical & Electronics Engineering	3	0	0	3
5	ES1207	Computer Aided Engineering Drawing	1	0	3	2.5
6	HS1203	Communication Skills Lab	0	0	2	1
7	BS1211	Engineering Chemistry Lab	0	0	2	1.5
8	ES1208	Basic Electrical & Electronics Engineering Lab	0	0	3	1.5
9	ES1219	Workshop Practice Lab	0	0	3	1.5
10	PR1201	Engineering Exploration Project	0	0	2	1
Total Credits			13	0	15	21



JAWAHARLAL NEHRU TECHNOLOGICAL UNIVERSITY KAKINADA
KAKINADA – 533 003, Andhra Pradesh, India

DEPARTMENT OF MECHANICAL ENGINEERING

II YEAR I SEMESTER

S. No.	Course Code	Course Title	L	T	P	Credits
1	BSC	Vector Calculus & Fourier Transforms	3	--	--	3
2	PCC-ME	Mechanics of Solids	3	--	--	3
3	PCC-ME	Material Science & Metallurgy	3	--	--	3
4	PCC-ME	Production Technology	3	--	--	3
5	PCC-ME	Thermodynamics	3	--	--	3
6	PCC-ME	Machine Drawing	1	--	3	2.5
7	PCC-Lab1	Metallurgy & Mechanics of Solids Lab	--	--	3	1.5
8	PCC-Lab2	Production Technology Lab	--	--	3	1.5
9	MC2101	Environmental Science	3	--	--	--
10	PROJ-2101	Socially Relevant Project				0.5
		Total Credits	19	--	9	21

II YEAR II SEMESTER

S.No	Course Code	Course Title	L	T	P	Credits
1	BSC	Complex Variables & Statistical Methods	3	--	--	3
2	PCC-ME	Kinematics of Machinery	3	--	--	3
3	PCC-ME	Applied Thermodynamics	3	--	--	3
4	PCC-ME	Fluid Mechanics & Hydraulic Machines	3	--	--	3
5	PCC-ME	Metal Cutting & Machine Tools	3	--	--	3
6	PCC-ME	Design of Machine Members-I	3	--	--	3
7	PCC-Lab5	Fluid Mechanics & Hydraulic Machines Lab	--	--	3	1.5
8	PCC-Lab6	Machine Tools Lab	--	--	3	1.5
9	MC2201	Essence of Indian Traditional Knowledge	2	--	--	--
		Total Credits	20	--	6	21



JAWAHARLAL NEHRU TECHNOLOGICAL UNIVERSITY KAKINADA
KAKINADA – 533 003, Andhra Pradesh, India

DEPARTMENT OF MECHANICAL ENGINEERING

III YEAR I SEMESTER

S. No.	Course Code	Course Title	L	T	P	Credits
1	PCC-ME	Dynamics of Machinery	3	--	--	3
2	PCC-ME	Design of Machine Members-II	3	--	--	3
3	PCC-ME	Mechanical Measurements & Metrology	3	--	--	3
4	HSIMS	Managerial Economics and Financial Accountancy	3	--	--	3
5	PCC-ME	IC Engines & Gas turbines	3	--	--	3
6	PCC-Lab	Thermal Engineering Lab	--	--	3	1.5
7	PCC-Lab	Theory of Machines Lab	--	--	3	1.5
8	PCC-Lab	Mechanical Measurements & Metrology Lab	--	--	3	1.5
9	PROJ-3101	Socially Relevant Project				0.5
		Total Credits	15	--	9	20

III YEAR II SEMESTER

S. No	Course Code	Course Title	L	T	P	Credits
1	PCC-ME	Operations Research	3	--	--	3
2	PCC-ME	Heat Transfer	3	--	--	3
3	PCC-ME	CAD/CAM	3	--	--	3
4	PEC-ME1	1.Composite Materials 2.Refrigeration & Air Conditioning 3. Unconventional Machining Processes 4. Advanced Mechanics of Solids 5.MOOCs(NPTEL/Swayam)	3	--	--	3
5	PEC-ME2	1. Material Characterization 2. Tribology 3. Automobile Engineering 4.Mechatronics 5.MOOCs(NPTEL/Swayam)	3	--	--	3
6	PCC-Lab	Simulation of Mechanical Systems Lab	--	--	2	1
7	PCC-Lab	Heat Transfer Lab	--	--	3	1.5
8	PCC-Lab	CAD /CAM Lab	--	--	3	1.5
9	PROJ- ME	Summer Internship*	--	--		1
		Total Credits	15	--	9	20

*The students have to undergo a summer internship for minimum of Four weeks duration from Industries/R&D/ Govt. Organizations after B.Tech III year II-Semester and credits will be awarded in B.Tech IV year I-Semester after evaluation.



JAWAHARLAL NEHRU TECHNOLOGICAL UNIVERSITY KAKINADA
KAKINADA – 533 003, Andhra Pradesh, India

DEPARTMENT OF MECHANICAL ENGINEERING

IV YEAR I SEMESTER

S. No.	Course Code	Course Title	L	T	P	Credits
1	HSIMS	Industrial Management	3	--	--	3
2	PCC-ME	Finite Element Methods	3	--	--	3
3	PEC-3	1.Mechanical Vibrations 2. Renewable Energy Sources 3.Production Planning & Control 4. Machine Tool Design 5. MOOCs (NPTEL/Swayam)	3	--	--	3
4	PEC-4	1.Industrial Automation and Robotics 2. Micro and Nano manufacturing 3. Power Plant Engineering 4.Optimization Techniques 5. MOOCs (NPTEL/Swayam)	3	--	--	3
5	OEC-1	OPEN ELECTIVE -I	3	--	--	3
6	PCC-ME Lab	Finite Element Simulation Lab	--	--	2	1
7	PROJ-I	Project-I	--	--	4	2
		Total Credits	15	--	6	18

OPEN ELECTIVE -I:

1. MEMS
2. Optimization Methods
3. Operations Management
4. Nano Technology
5. Finite Element Analysis



JAWAHARLAL NEHRU TECHNOLOGICAL UNIVERSITY KAKINADA

KAKINADA – 533 003, Andhra Pradesh, India

DEPARTMENT OF MECHANICAL ENGINEERING

IV YEAR II SEMESTER (VIII SEMESTER)

S. No.	Course Code	Course Title	L	T	P	Credits
1	PEC-5	1.Additive Manufacturing 2.Gas Dynamics and Jet Propulsion 3. Product design and development 4. Reliability Engineering 5. MOOCs (NPTEL/Swayam)	3	--	--	3
2	PEC-6	1.Condition Monitoring 2.Computational Fluid Dynamics 3.Non Destructive Evaluation 4. Control Systems 5. Entrepreneurship Development	3	--	--	3
3	OEC-2	OPEN ELECTIVE -II	3	--	--	3
4	OEC-3	OPEN ELECTIVE -III	3	--	--	3
5	PROJ-II	Project-II	--	--	16	8
		Total Credits	12	--	16	20

<p>OPEN ELECTIVE-II:</p> <ol style="list-style-type: none"> 1. Green Energy Systems 2. Robotics 3. Energy Consumption and Management 4. 3D Printing Technologies 5. Mechatronics 	<p>OPEN ELECTIVE-III:</p> <ol style="list-style-type: none"> 1. Total Quality Management 2. Supply Chain Management 3. Product Design & Development 4. Entrepreneurship 5. Advanced Materials
--------------------------------------------------------------------------------------------------------------------------------------------------------------------------------------------------------------------------------------------	-------------------------------------------------------------------------------------------------------------------------------------------------------------------------------------------------------------------------------------------------------------

Note:

- 1) Professional Elective course (PEC) /Open Elective course (OEC) can also be completed via MOOCs (NPTEL/Swayam) Course (12 Week duration)
- 2) The list of MOOCs courses shall be approved by the chairperson of BOS.
- 3) The tutorial class can be of one hour duration as per requirements of a particular subject.



JAWAHARLAL NEHRU TECHNOLOGICAL UNIVERSITY KAKINADA

KAKINADA – 533 003, Andhra Pradesh, India

DEPARTMENT OF MECHANICAL ENGINEERING

I Year - I Semester	L	T	P	C
	3	0	0	3

Mathematics-I (BS1101)
(Common to all Branch's for I Year B. Tech)

Course Objectives:

- This course will illuminate the students in the concepts of calculus.
- To enlighten the learners in the concept of differential equations and multivariable calculus.
- To equip the students with standard concepts and tools at an intermediate to advanced level mathematics to develop the confidence and ability among the students to handle various real world problems and their applications.

Course Outcomes: At the end of the course, the student will be able to

- utilize mean value theorems to real life problems (L3)
- solve the differential equations related to various engineering fields (L3)
- familiarize with functions of several variables which is useful in optimization (L3)
- Apply double integration techniques in evaluating areas bounded by region (L3)
- students will also learn important tools of calculus in higher dimensions. Students will become familiar with 2- dimensional and 3-dimensional coordinate systems (L5)

UNIT I: Sequences, Series and Mean value theorems: (10 hrs)

Sequences and Series: Convergences and divergence – Ratio test – Comparison tests – Integral test – Cauchy's root test – Alternate series – Leibnitz's rule.

Mean Value Theorems (without proofs): Rolle's Theorem – Lagrange's mean value theorem – Cauchy's mean value theorem – Taylor's and Maclaurin's theorems with remainders.

UNIT II: Differential equations of first order and first degree: (10 hrs)

Linear differential equations – Bernoulli's equations – Exact equations and equations reducible to exact form.

Applications: Newton's Law of cooling – Law of natural growth and decay – Orthogonal trajectories – Electrical circuits.

UNIT III: Linear differential equations of higher order: (10 hrs)

Non-homogeneous equations of higher order with constant coefficients – with non-homogeneous term of the type e^{ax} , $\sin ax$, $\cos ax$, polynomials in x^n , $e^{ax} V(x)$ and $x^n V(x)$ – Method of Variation of parameters.

Applications: LCR circuit, Simple Harmonic motion.



JAWAHARLAL NEHRU TECHNOLOGICAL UNIVERSITY KAKINADA
KAKINADA – 533 003, Andhra Pradesh, India

DEPARTMENT OF MECHANICAL ENGINEERING

UNIT IV: Partial differentiation:

(10 hrs)

Introduction – Homogeneous function – Euler’s theorem – Total derivative – Chain rule – Jacobian – Functional dependence – Taylor’s and Mc Laurent’s series expansion of functions of two variables. Applications: Maxima and Minima of functions of two variables without constraints and Lagrange’s method (with constraints).

UNIT V: Multiple integrals:

(8 hrs)

Double and Triple integrals – Change of order of integration – Change of variables. Applications: Finding Areas and Volumes.

Text Books:

1. **B. S. Grewal**, Higher Engineering Mathematics, 43rd Edition, Khanna Publishers.
2. **B. V. Ramana**, Higher Engineering Mathematics, 2007 Edition, Tata Mc. Graw Hill Education.

Reference Books:

1. **Erwin Kreyszig**, Advanced Engineering Mathematics, 10th Edition, Wiley-India.
2. **Joel Hass, Christopher Heil and Maurice D. Weir**, Thomas calculus, 14th Edition, Pearson.
3. **Lawrence Turyn**, Advanced Engineering Mathematics, CRC Press, 2013.
4. **Srimantha Pal, S C Bhunia**, Engineering Mathematics, Oxford University Press.



JAWAHARLAL NEHRU TECHNOLOGICAL UNIVERSITY KAKINADA

KAKINADA – 533 003, Andhra Pradesh, India

DEPARTMENT OF MECHANICAL ENGINEERING

I Year - I Semester		L	T	P	C
		3	0	0	3
MATHEMATICS - II (BS1102) (Common to all Branch's for I Year B. Tech)					

Course Objectives:

- To instruct the concept of Matrices in solving linear algebraic equations
- To elucidate the different numerical methods to solve nonlinear algebraic equations
- To disseminate the use of different numerical techniques for carrying out numerical integration.
- To equip the students with standard concepts and tools at an intermediate to advanced level mathematics to develop the confidence and ability among the students to handle various real world problems and their applications.

Course Outcomes: At the end of the course, the student will be able to

- develop the use of matrix algebra techniques that is needed by engineers for practical applications (L6)
- solve system of linear algebraic equations using Gauss elimination, Gauss Jordan, Gauss Seidel (L3)
- evaluate approximating the roots of polynomial and transcendental equations by different algorithms (L5)
- apply Newton's forward & backward interpolation and Lagrange's formulae for equal and unequal intervals (L3)
- apply different algorithms for approximating the solutions of ordinary differential equations to its analytical computations (L3)

Unit I: Solving systems of linear equations, Eigen values and Eigen vectors: (10 hrs)

Rank of a matrix by echelon form and normal form – Solving system of homogeneous and non-homogeneous equations linear equations – Gauss Elimination for solving system of equations – Eigen values and Eigen vectors and their properties.

Unit-II: Cayley-Hamilton theorem and Quadratic forms: (10 hrs)

Cayley-Hamilton theorem (without proof) – Finding inverse and power of a matrix by Cayley-Hamilton theorem – Reduction to Diagonal form – Quadratic forms and nature of the quadratic forms – Reduction of quadratic form to canonical forms by orthogonal transformation.

Singular values of a matrix, singular value decomposition (Ref. Book – 1).



JAWAHARLAL NEHRU TECHNOLOGICAL UNIVERSITY KAKINADA
KAKINADA – 533 003, Andhra Pradesh, India

DEPARTMENT OF MECHANICAL ENGINEERING

UNIT III: Iterative methods: (8 hrs)

Introduction – Bisection method – Secant method – Method of false position – Iteration method – Newton-Raphson method (One variable and simultaneous Equations) – Jacobi and Gauss-Seidel methods for solving system of equations.

UNIT IV: Interpolation: (10 hrs)

Introduction – Errors in polynomial interpolation – Finite differences – Forward differences – Backward differences – Central differences – Relations between operators – Newton's forward and backward formulae for interpolation – Interpolation with unequal intervals – Lagrange's interpolation formula – Newton's divide difference formula.

UNIT V: Numerical integration and solution of ordinary differential equations: (10 hrs)

Trapezoidal rule – Simpson's $1/3^{\text{rd}}$ and $3/8^{\text{th}}$ rule – Solution of ordinary differential equations by Taylor's series – Picard's method of successive approximations – Euler's method – Runge-Kutta method (second and fourth order).

Text Books:

1. **B. S. Grewal**, Higher Engineering Mathematics, 43rd Edition, Khanna Publishers.
2. **B. V. Ramana**, Higher Engineering Mathematics, 2007 Edition, Tata Mc. Graw Hill Education.

Reference Books:

1. **David Poole**, Linear Algebra- A modern introduction, 4th Edition, Cengage.
2. **Steven C. Chapra**, Applied Numerical Methods with MATLAB for Engineering and Science, Tata Mc. Graw Hill Education.
3. **M. K. Jain, S. R. K. Iyengar and R. K. Jain**, Numerical Methods for Scientific and Engineering Computation, New Age International Publications.
4. **Lawrence Turyn**, Advanced Engineering Mathematics, CRC Press.



JAWAHARLAL NEHRU TECHNOLOGICAL UNIVERSITY KAKINADA
KAKINADA – 533 003, Andhra Pradesh, India

DEPARTMENT OF MECHANICAL ENGINEERING

I Year - I Semester		L	T	P	C
		3	0	0	3
ENGINEERING PHYSICS (BS1108)					

Course Objectives:

Physics curriculum which is re-oriented to the needs of non-circuital branches of graduate engineering courses offered by JNT University Kakinada that serves as a transit to understand the branch specific advanced topics. The course is designed to:

- Impart concepts of mechanics required to identify forces and moments in mechanical systems by vector representation-extend Newton's second law for inertial and non-inertial frames of reference- study different types of harmonic oscillatory motions.
- Tap the Simple harmonic motion and its adaptability for improved acoustic quality of concert halls- impart concepts of flaw detection techniques using ultrasonics.
- Study the structure- property relationship exhibited by solid materials within the elastic limit.
- Impart knowledge in basic concepts of LASERs along with its Engineering applications- Familiarize types of sensors for various engineering applications
- Explore the knowledge of magnetic and dielectric materials and their utility in appliances.

UNIT-I

(10hrs)

MECHANICS: Basic laws of vectors and scalars, rotational frames-conservative and non – conservative forces , $F = - \text{grad } V$, Newton's laws in inertial and linear accelerating non-inertial frames of reference, rotating frame of reference with constant angular velocity, Harmonic oscillator ; damped harmonic motion ; Forced oscillations and resonance.

Outcome:

The students will be able to

- Identify forces and moments in mechanical systems using scalar and vector techniques
- extend Newton's second law for inertial and non-inertial frame of reference
- explain simple harmonic motion and damped harmonic motions

UNIT-II

(10hrs)

ACOUSTICS & ULTRASONICS: Introduction – Reverberation - Reverberation time - Sabine's formula (Derivation using growth and decay method)–absorption coefficient and its determination-factors affecting acoustics of buildings and their remedies.

Production of ultrasonics by Magnetostriction and piezoelectric methods – Detection of ultrasonics - acoustic grating - Non-Destructive Testing- pulse echo system through transmission and reflection modes - Applications.



JAWAHARLAL NEHRU TECHNOLOGICAL UNIVERSITY KAKINADA
KAKINADA – 533 003, Andhra Pradesh, India

DEPARTMENT OF MECHANICAL ENGINEERING

Outcome:

The students will be able to

- explain how sound is propagated in buildings
- analyze acoustic properties of typically used materials in buildings
- recognize sound level disruptors and their use in architectural acoustics
- Use of ultrasonics in flaw detection using NDT technique

UNIT-III

(9hrs)

ELASTICITY:, stress, strain, Hooke's law, stress-strain curve, generalized Hooke's law with and without thermal strains for isotropic materials, different types of moduli and their relations, bending of beams – Bending moment of a beam – Depression of cantilever.

Outcome:

The students will be able to

- Understand the elasticity and plasticity concepts
- Study different types of moduli and their relation
- Analyze the concepts of shearing force and moment of inertia

UNIT-IV

(9hrs)

LASERS & SENSORS: Characteristics–Spontaneous and Stimulated emission of radiation – population inversion - Einstein's coefficients & Relation between them and their significance - Pumping Mechanisms - Ruby laser – Helium Neon laser – Applications.

SENSORS (qualitative description only): Different types of sensors and applications; Strain and Pressure sensors- Piezoelectric, magnetostrictive sensors, Temperature sensor - bimetallic strip, pyroelectric detectors.

Outcome:

The students will be able to

- **Understand** the basic concepts of LASER light Sources
- Study Different types of laser systems
- Identify different types of sensors and their working principles

UNIT-V

(10hrs)

MAGNETISM & DIELECTRICS: Introduction – Magnetic dipole moment – Magnetization-Magnetic susceptibility and permeability – Origin of permanent magnetic moment – Bohr Magneton - Classification of magnetic materials (Dia, Para and Ferro) – Domain concept of Ferromagnetism - Hysteresis – soft and hard magnetic materials – Applications of Ferromagnetic materials.

Introduction - Dielectric polarization – Dielectric polarizability, Susceptibility and Dielectric constant- types of polarizations: Electronic and Ionic (Quantitative), Orientational polarizations (qualitative)- Lorentz internal field – Claussius_Mossoti equation- Frequency dependence of polarization - Applications of dielectrics.

Outcome:

The students will be able to

- **explain** the concept of dielectric constant and polarization in dielectric materials.
- **summarize** various types of polarization of dielectrics .



JAWAHARLAL NEHRU TECHNOLOGICAL UNIVERSITY KAKINADA
KAKINADA – 533 003, Andhra Pradesh, India

DEPARTMENT OF MECHANICAL ENGINEERING

- **interpret** Lorentz field and Claussius_Mosotti relation in dielectrics.
- **classify** the magnetic materials based on susceptibility and their temperature dependence.
- **explain** the applications of dielectric and magnetic materials .
- **Apply** the concept of magnetism to magnetic devices.

Text Books:

1. “Engineering Mechanics” by Manoj K Harbola, Cengage Publications 2nd Eds.
2. “A text book of Engineering Physics” by P G Kshirsagar & M N Avadhanulu, S Chand & Company Ltd.
3. “Engineering Physics” by R K Gaur and S L Gupta, Dhanpat Rai Publications.
4. “Sensor and Transducers” by Ian R Sinclair, Elsevier (Newnes) 3rd Eds.

Reference Books:

1. “Engineering Physics” by M R Srinivasan, New Age International Publishers.
2. “Lectures on Physics” by Richard P Feynman, Pearson Publishers, New Millennium Eds.
3. “Lasers and Non-linear Optics” by B B Laud, New Age International Publishers (3rd Eds.).



JAWAHARLAL NEHRU TECHNOLOGICAL UNIVERSITY KAKINADA

KAKINADA – 533 003, Andhra Pradesh, India

DEPARTMENT OF MECHANICAL ENGINEERING

I Year - I Semester		L	T	P	C
		3	0	0	3
PROGRAMMING FOR PROBLEM SOLVING USING C (ES1101)					

COURSE OBJECTIVES:

The objectives of Programming for Problem Solving Using C are

- 1) To learn about the computer systems, computing environments, developing of a computer program and Structure of a C Program
- 2) To gain knowledge of the operators, selection, control statements and repetition in C
- 3) To learn about the design concepts of arrays, strings, enumerated structure and union types. To learn about their usage.
- 4) To assimilate about pointers, dynamic memory allocation and know the significance of Preprocessor.
- 5) To assimilate about File I/O and significance of functions

UNIT I

Introduction to Computers: Creating and running Programs, Computer Numbering System, Storing Integers, Storing Real Numbers

Introduction to the C Language: Background, C Programs, Identifiers, Types, Variable, Constants, Input/output, Programming Examples, Scope, Storage Classes and Type Qualifiers.

Structure of a C Program: Expressions Precedence and Associativity, Side Effects, Evaluating Expressions, Type Conversion Statements, Simple Programs, Command Line Arguments.

UNIT II

Bitwise Operators: Exact Size Integer Types, Logical Bitwise Operators, Shift Operators.

Selection & Making Decisions: Logical Data and Operators, Two Way Selection, Multiway Selection, More Standard Functions

Repetition: Concept of Loop, Pretest and Post-test Loops, Initialization and Updating, Event and Counter Controlled Loops, Loops in C, Other Statements Related to Looping, Looping Applications, Programming Examples

UNIT III

Arrays: Concepts, Using Array in C, Array Application, Two Dimensional Arrays, Multidimensional Arrays, Programming Example – Calculate Averages

Strings: String Concepts, C String, String Input / Output Functions, Arrays of Strings, String Manipulation Functions String/ Data Conversion, A Programming Example – Morse Code

Enumerated, Structure, and Union: The Type Definition (Type def), Enumerated Types, Structure, Unions, and Programming Application

UNIT IV

Pointers: Introduction, Pointers to pointers, Compatibility, L value and R value

Pointer Applications: Arrays, and Pointers, Pointer Arithmetic and Arrays, Memory Allocation Function, Array of Pointers, Programming Application

Processor Commands: Processor Commands



JAWAHARLAL NEHRU TECHNOLOGICAL UNIVERSITY KAKINADA
KAKINADA – 533 003, Andhra Pradesh, India

DEPARTMENT OF MECHANICAL ENGINEERING

UNIT V

Functions: Designing, Structured Programs, Function in C, User Defined Functions, Inter-Function Communication, Standard Functions, Passing Array to Functions, Passing Pointers to Functions, Recursion

Text Input / Output: Files, Streams, Standard Library Input / Output Functions, Formatting Input / Output Functions, Character Input / Output Functions

Binary Input / Output: Text versus Binary Streams, Standard Library, Functions for Files, Converting File Type.

TEXT BOOKS:

1. Programming for Problem Solving, Behrouz A. Forouzan, Richard F. Gilberg, CENGAGE
2. The C Programming Language, Brian W. Kernighan, Dennis M. Ritchie, 2e, Pearson

REFERENCES:

1. Computer Fundamentals and Programming, Sumithabha Das, Mc Graw Hill
2. Programming in C, Ashok N. Kamthane, Amit Kamthane, Pearson
3. Computer Fundamentals and Programming in C, Pradip Dey, Manas Ghosh, OXFORD

COURSE OUTCOMES:

Upon the completion of the course the student will learn

- 1) To write algorithms and to draw flowcharts for solving problems
- 2) To convert flowcharts/algorithms to C Programs, compile and debug programs
- 3) To use different operators, data types and write programs that use two-way/ multi-way selection
- 4) To select the best loop construct for a given problem
- 5) To design and implement programs to analyze the different pointer applications
- 6) To decompose a problem into functions and to develop modular reusable code
- 7) To apply File I/O operations



JAWAHARLAL NEHRU TECHNOLOGICAL UNIVERSITY KAKINADA
KAKINADA – 533 003, Andhra Pradesh, India

DEPARTMENT OF MECHANICAL ENGINEERING

I Year - I Semester	L	T	P	C
	1	0	3	2.5
ENGINEERING DRAWING (ES1103)				

Course Objective: Engineering drawing being the principal method of communication for engineers, the objective is to introduce the students, the techniques of constructing the various types of polygons, curves and scales. The objective is also to visualize and represent the 3D objects in 2D planes with proper dimensioning, scaling etc.

Unit I

Objective: To introduce the students to use drawing instruments and to draw polygons, Engg. Curves.

Polygons: Constructing regular polygons by general methods, inscribing and describing polygons on circles.

Curves: Parabola, Ellipse and Hyperbola by general and special methods, cycloids, involutes, tangents & normals for the curves.

Scales: Plain scales, diagonal scales and vernier scales

Unit II

Objective: To introduce the students to use orthographic projections, projections of points & simple lines. To make the students draw the projections of the lines inclined to both the planes.

Orthographic Projections: Reference plane, importance of reference lines, projections of points in various quadrants, projections of lines, line parallel to both the planes, line parallel to one plane and inclined to other plane.

Projections of straight lines inclined to both the planes, determination of true lengths, angle of inclination and traces.

Unit III

Objective: The objective is to make the students draw the projections of the plane inclined to both the planes.

Projections of planes: regular planes perpendicular/parallel to one reference plane and inclined to the other reference plane; inclined to both the reference planes.

Unit IV

Objective: The objective is to make the students draw the projections of the various types of solids in different positions inclined to one of the planes.

Projections of Solids – Prisms, Pyramids, Cones and Cylinders with the axis inclined to both the planes.

Unit V

Objective: The objective is to represent the object in 3D view through isometric views. The student will be able to represent and convert the isometric view to orthographic view and vice versa.

Conversion of isometric views to orthographic views; Conversion of orthographic views to isometric views.

Computer Aided Design, Drawing practice using Auto CAD, Creating 2D&3D drawings of objects using Auto CAD

Note:In the End Examination there will be no question from CAD.



JAWAHARLAL NEHRU TECHNOLOGICAL UNIVERSITY KAKINADA
KAKINADA – 533 003, Andhra Pradesh, India

DEPARTMENT OF MECHANICAL ENGINEERING

TEXT BOOKS:

1. Engineering Drawing by N.D. Butt, Chariot Publications
2. Engineering Drawing by Agarwal & Agarwal, Tata McGraw Hill Publishers

REFERENCE BOOKS:

1. Engineering Drawing by K.L.Narayana & P. Kannaiah, Scitech Publishers
2. Engineering Graphics for Degree by K.C. John, PHI Publishers
3. Engineering Graphics by PI Varghese, McGrawHill Publishers
4. Engineering Drawing + AutoCad – K Venugopal, V. Prabhu Raja, New Age

Course Outcome: The student will learn how to visualize 2D & 3D objects.



JAWAHARLAL NEHRU TECHNOLOGICAL UNIVERSITY KAKINADA

KAKINADA – 533 003, Andhra Pradesh, India

DEPARTMENT OF MECHANICAL ENGINEERING

I Year - I Semester		L	T	P	C
		0	0	3	1.5
ENGLISH LAB (HS1102)					

UNIT I:

Vowels, Consonants, Pronunciation, Phonetic Transcription

UNIT II:

Past tense markers, word stress-di-syllabic words, Poly-Syllabic words

UNIT III:

Rhythm & Intonation

UNIT IV:

Contrastive Stress (Homographs)

UNIT V:

Word Stress: Weak and Strong forms

Stress in compound words

References books:

1. Infotech English, Maruthi Publications (with Compact Disc).
2. Exercises in Spoken English Part 1,2,3,4, OUP and CIEFL.
3. English Pronunciation in use- Mark Hancock, Cambridge University Press.
4. English Phonetics and Phonology-Peter Roach, Cambridge University Press.
5. English Pronunciation in use- Mark Hewings, Cambridge University Press.
6. English Pronunciation Dictionary- Daniel Jones, Cambridge University Press.
7. English Phonetics for Indian Students- P. Bala Subramanian, Mac Millan Publications.



JAWAHARLAL NEHRU TECHNOLOGICAL UNIVERSITY KAKINADA

KAKINADA – 533 003, Andhra Pradesh, India

DEPARTMENT OF MECHANICAL ENGINEERING

I Year - I Semester		L	T	P	C
		0	0	3	1.5

ENGINEERING PHYSICS LAB (BS1109)

(Any 10 of the following listed 15 experiments)

LIST OF EXPERIMENTS:

1. Determination of Rigidity modulus of a material- Torsional Pendulum.
2. Determination of Young's modulus by method of single cantilever oscillations.
3. Determination of Acceleration due to Gravity and Radius of Gyration - Compound Pendulum.
4. Verification of laws of vibrations in stretched strings – Sonometer.
5. Determination of spring constant of springs using coupled oscillators.
6. Magnetic field along the axis of a current carrying coil – Stewart and Gee's apparatus
7. Study the variation of B versus H by magnetizing the magnetic material (B-H curve).
8. Measurement of magnetic susceptibility by Gouy's method.
9. Determination of ultrasonic velocity in liquid (Acoustic Grating)
10. Determination of dielectric constant by charging and discharging method
11. Determination of wavelength of Laser by diffraction grating
12. Determination of particle size using Laser.
13. Determination of Pressure variation using strain Gauge sensor.
14. Determination of Moment of Inertia of a Fly Wheel.
15. Determination of Velocity of sound –Volume Resoantor.



JAWAHARLAL NEHRU TECHNOLOGICAL UNIVERSITY KAKINADA
KAKINADA – 533 003, Andhra Pradesh, India

DEPARTMENT OF MECHANICAL ENGINEERING

I Year - I Semester	L	T	P	C
	0	0	3	1.5
PROGRAMMING FOR PROBLEM SOLVING USING C LAB (ES1102)				

Course Objectives:

- 1) Apply the principles of C language in problem solving.
- 2) To design flowcharts, algorithms and knowing how to debug programs.
- 3) To design & develop of C programs using arrays, strings pointers & functions.
- 4) To review the file operations, preprocessor commands.

Exercise 1:

1. Write a C program to print a block F using hash (#), where the F has a height of six characters and width of five and four characters.
2. Write a C program to compute the perimeter and area of a rectangle with a height of 7 inches and width of 5 inches.
3. Write a C program to display multiple variables.

Exercise 2:

1. Write a C program to calculate the distance between the two points.
2. Write a C program that accepts 4 integers p, q, r, s from the user where r and s are positive and p is even. If q is greater than r and s is greater than p and if the sum of r and s is greater than the sum of p and q print "Correct values", otherwise print "Wrong values".

Exercise 3:

1. Write a C program to convert a string to a long integer.
2. Write a program in C which is a Menu-Driven Program to compute the area of the various geometrical shape.
3. Write a C program to calculate the factorial of a given number.

Exercise 4:

1. Write a program in C to display the n terms of even natural number and their sum.
2. Write a program in C to display the n terms of harmonic series and their sum.
 $1 + 1/2 + 1/3 + 1/4 + 1/5 \dots 1/n$ terms.
3. Write a C program to check whether a given number is an Armstrong number or not.

Exercise 5:

1. Write a program in C to print all unique elements in an array.
2. Write a program in C to separate odd and even integers in separate arrays.
3. Write a program in C to sort elements of array in ascending order.

Exercise 6:

1. Write a program in C for multiplication of two square Matrices.
2. Write a program in C to find transpose of a given matrix.

Exercise 7:

1. Write a program in C to search an element in a row wise and column wise sorted matrix.
2. Write a program in C to print individual characters of string in reverse order.

Exercise 8:

1. Write a program in C to compare two strings without using string library functions.
2. Write a program in C to copy one string to another string.



JAWAHARLAL NEHRU TECHNOLOGICAL UNIVERSITY KAKINADA
KAKINADA – 533 003, Andhra Pradesh, India

DEPARTMENT OF MECHANICAL ENGINEERING

Exercise 9:

1. Write a C Program to Store Information Using Structures with Dynamically Memory Allocation
2. Write a program in C to demonstrate how to handle the pointers in the program.

Exercise 10:

1. Write a program in C to demonstrate the use of & (address of) and *(value at address) operator.
2. Write a program in C to add two numbers using pointers.

Exercise 11:

1. Write a program in C to add numbers using call by reference.
2. Write a program in C to find the largest element using Dynamic Memory Allocation.

Exercise 12:

1. Write a program in C to swap elements using call by reference.
2. Write a program in C to count the number of vowels and consonants in a string using a pointer.

Exercise 13:

1. Write a program in C to show how a function returning pointer.
2. Write a C program to find sum of n elements entered by user. To perform this program, allocate memory dynamically using malloc() function.

Exercise 14:

1. Write a C program to find sum of n elements entered by user. To perform this program, allocate memory dynamically using calloc() function. Understand the difference between the above two programs
2. Write a program in C to convert decimal number to binary number using the function.

Exercise 15:

1. Write a program in C to check whether a number is a prime number or not using the function.
2. Write a program in C to get the largest element of an array using the function.

Exercise 16:

1. Write a program in C to append multiple lines at the end of a text file.
2. Write a program in C to copy a file in another name.
3. Write a program in C to remove a file from the disk.

Course Outcomes:

By the end of the Lab, the student

- 1) Gains Knowledge on various concepts of a C language.
- 2) Able to draw flowcharts and write algorithms.
- 3) Able design and development of C problem solving skills.
- 4) Able to design and develop modular programming skills.
- 5) Able to trace and debug a program



JAWAHARLAL NEHRU TECHNOLOGICAL UNIVERSITY KAKINADA

KAKINADA – 533 003, Andhra Pradesh, India

DEPARTMENT OF MECHANICAL ENGINEERING

I Year - I Semester		L	T	P	C
		2	0	0	0
CONSTITUTION OF INDIA (MC1104)					

Course Objectives:

- To Enable the student to understand the importance of constitution
- To understand the structure of executive, legislature and judiciary
- To understand philosophy of fundamental rights and duties
- To understand the autonomous nature of constitutional bodies like Supreme Court and high court controller and auditor general of India and election commission of India.
- To understand the central and state relation financial and administrative.

UNIT-I

Introduction to Indian Constitution: Constitution meaning of the term, Indian Constitution - Sources and constitutional history, Features - Citizenship, Preamble, Fundamental Rights and Duties, Directive Principles of State Policy.

Learning outcomes:

After completion of this unit student will

- Understand the concept of Indian constitution
- Apply the knowledge on directive principle of state policy
- Analyze the History, features of Indian constitution
- Evaluate Preamble Fundamental Rights and Duties

UNIT-II

Union Government and its Administration Structure of the Indian Union: Federalism, Centre- State relationship, President: Role, power and position, PM and Council of ministers, Cabinet and Central Secretariat, Lok Sabha, Rajya Sabha, The Supreme Court and High Court: Powers and Functions;

Learning outcomes:-After completion of this unit student will

- Understand the structure of Indian government
- Differentiate between the state and central government
- Explain the role of President and Prime Minister
- Know the Structure of supreme court and High court

UNIT-III

State Government and its Administration Governor - Role and Position - CM and Council of ministers, State Secretariat: Organisation, Structure and Functions

Learning outcomes:-After completion of this unit student will

- Understand the structure of state government
- Analyze the role Governor and Chief Minister
- Explain the role of state Secretariat
- Differentiate between structure and functions of state secretariat

UNIT-IV

A. Local Administration - District's Administration Head - Role and Importance, Municipalities - Mayor and role of Elected Representative - CEO of Municipal Corporation Panchayati Raj: Functions PRI: Zila Panchayat, Elected officials and their roles, CEO Zila Panchayat: Block level Organizational Hierarchy - (Different departments), Village level - Role of Elected and Appointed officials - Importance of grass root democracy

Learning outcomes:-After completion of this unit student will

- Understand the local Administration



JAWAHARLAL NEHRU TECHNOLOGICAL UNIVERSITY KAKINADA

KAKINADA – 533 003, Andhra Pradesh, India

DEPARTMENT OF MECHANICAL ENGINEERING

- Compare and contrast district administration role and importance
- Analyze the role of Myer and elected representatives of Municipalities
- Evaluate Zillapanchayat block level organisation

UNIT-V

Election Commission: Election Commission- Role of Chief Election Commissioner and Election Commissionerate State Election Commission:, Functions of Commissions for the welfare of SC/ST/OBC and women

Learning outcomes:-After completion of this unit student will

- Know the role of Election Commission apply knowledge
- Contrast and compare the role of Chief Election commissioner and Commissionerate
- Analyze role of state election commission
- Evaluate various commissions of viz SC/ST/OBC and women

References:

1. Durga Das Basu, Introduction to the Constitution of India, Prentice – Hall of India Pvt. Ltd.. New Delhi
2. SubashKashyap, Indian Constitution, National Book Trust
3. J.A. Siwach, Dynamics of Indian Government & Politics
4. D.C. Gupta, Indian Government and Politics
5. H.M.Sreevai, Constitutional Law of India, 4th edition in 3 volumes (Universal Law Publication)
6. J.C. Johari, Indian Government and Politics Hans
7. J. Raj Indian Government and Politics
8. M.V. Pylee, Indian Constitution Durga Das Basu, Human Rights in Constitutional Law, Prentice – Hall of India Pvt. Ltd.. New Delhi
9. Noorani, A.G., (South Asia Human Rights Documentation Centre), Challenges to Civil Right), Challenges to Civil Rights Guarantees in India, Oxford University Press 2012

E-resources:

1. nptel.ac.in/courses/109104074/8
2. nptel.ac.in/courses/109104045/
3. nptel.ac.in/courses/101104065/
4. www.hss.iitb.ac.in/en/lecture-details
5. www.iitb.ac.in/en/event/2nd-lecture-institute-lecture-series-indian-constitution

Course Outcomes:

At the end of the semester/course, the student will be able to have a clear knowledge on the following:

- Understand historical background of the constitution making and its importance for building a democratic India.
- Understand the functioning of three wings of the government ie., executive, legislative and judiciary.
- Understand the value of the fundamental rights and duties for becoming good citizen of India.
- Analyze the decentralization of power between central, state and local self-government.
- Apply the knowledge in strengthening of the constitutional institutions like CAG, Election Commission and UPSC for sustaining democracy.
 1. Know the sources, features and principles of Indian Constitution.
 2. Learn about Union Government, State government and its administration.
 3. Get acquainted with Local administration and Pachayati Raj.
 4. Be aware of basic concepts and developments of Human Rights.
 5. Gain knowledge on roles and functioning of Election Commission



JAWAHARLAL NEHRU TECHNOLOGICAL UNIVERSITY KAKINADA

KAKINADA – 533 003, Andhra Pradesh, India

DEPARTMENT OF MECHANICAL ENGINEERING

I Year - II Semester		L	T	P	C
		3	0	0	3
ENGLISH (HS1201)					

Introduction

The course is designed to train students in receptive (listening and reading) as well as productive and interactive (speaking and writing) skills by incorporating a comprehensive, coherent and integrated approach that improves the learners' ability to effectively use English language in academic/ workplace contexts. The shift is from *learning about the language* to *using the language*. On successful completion of the compulsory English language course/s in B.Tech., learners would be confident of appearing for international language qualification/proficiency tests such as IELTS, TOEFL, or BEC, besides being able to express themselves clearly in speech and competently handle the writing tasks and verbal ability component of campus placement tests. Activity based teaching-learning methods would be adopted to ensure that learners would engage in actual use of language both in the classroom and laboratory sessions.

Course Objectives

- Facilitate effective listening skills for better comprehension of academic lectures and English spoken by native speakers
- Focus on appropriate reading strategies for comprehension of various academic texts and authentic materials
- Help improve speaking skills through participation in activities such as role plays, discussions and structured talks/oral presentations
- Impart effective strategies for good writing and demonstrate the same in summarizing, writing well organized essays, record and report useful information
- Provide knowledge of grammatical structures and vocabulary and encourage their appropriate use in speech and writing

Learning Outcomes

At the end of the module, the learners will be able to

- understand social or transactional dialogues spoken by native speakers of English and identify the context, topic, and pieces of specific information
- ask and answer general questions on familiar topics and introduce oneself/others
- employ suitable strategies for skimming and scanning to get the general idea of a text and locate specific information
- recognize paragraph structure and be able to match beginnings/endings/headings with paragraphs
- form sentences using proper grammatical structures and correct word forms



JAWAHARLAL NEHRU TECHNOLOGICAL UNIVERSITY KAKINADA
KAKINADA – 533 003, Andhra Pradesh, India

DEPARTMENT OF MECHANICAL ENGINEERING

Unit 1:

Lesson-1: A Drawer full of happiness from “**Infotech English**”, Maruthi Publications

Lesson-2: Deliverance by Premchand from “**The Individual Society**”, Pearson Publications.

(Non-detailed)

Listening: Listening to short audio texts and identifying the topic. Listening to short audio texts and identifying the context and specific pieces of information to answer a series of questions both in speaking and writing.

Speaking: Asking and answering general questions on familiar topics such as home, family, work, studies and interests. Self introductions and introducing others.

Reading: Skimming text to get the main idea. Scanning to look for specific pieces of information.

Reading for Writing: Paragraph writing (specific topics) using suitable cohesive devices; linkers, sign posts and transition signals; mechanics of writing - punctuation, capital letters.

Vocabulary: Technical vocabulary from across technical branches (20) GRE Vocabulary (20) (Antonyms and Synonyms, Word applications) Verbal reasoning and sequencing of words.

Grammar: Content words and function words; word forms: verbs, nouns, adjectives and adverbs; nouns: countables and uncountables; singular and plural basic sentence structures; simple question form - wh-questions; word order in sentences.

Pronunciation: Vowels, Consonants, Plural markers and their realizations

Unit 2:

Lesson-1: Nehru’s letter to his daughter Indira on her birthday from “**Infotech English**”, Maruthi Publications

Lesson-2: Bosom Friend by Hira Bansode from “**The Individual Society**”, Pearson Publications. (Non-detailed)

Listening: Answering a series of questions about main idea and supporting ideas after listening to audio texts, both in speaking and writing.

Speaking: Discussion in pairs/ small groups on specific topics followed by short structured talks. Functional English: Greetings and leave takings.

Reading: Identifying sequence of ideas; recognizing verbal techniques that help to link the ideas in a paragraph together.

Reading for Writing: Summarizing - identifying main idea/s and rephrasing what is read; avoiding redundancies and repetitions.



JAWAHARLAL NEHRU TECHNOLOGICAL UNIVERSITY KAKINADA

KAKINADA – 533 003, Andhra Pradesh, India

DEPARTMENT OF MECHANICAL ENGINEERING

Vocabulary: Technical vocabulary from across technical branches (20 words). GRE Vocabulary Analogies (20 words) (Antonyms and Synonyms, Word applications)

Grammar: Use of articles and zero article; prepositions.

Pronunciation: Past tense markers, word stress-di-syllabic words

Unit 3:

Lesson-1: Stephen Hawking-Positivity ‘Benchmark’ from “**Infotech English**”, Maruthi Publications

Lesson-2: Shakespeare’s Sister by Virginia Woolf from “**The Individual Society**”, Pearson Publications. (Non-detailed)

Listening: Listening for global comprehension and summarizing what is listened to, both in speaking and writing.

Speaking: Discussing specific topics in pairs or small groups and reporting what is discussed. Functional English: Complaining and Apologizing.

Reading: Reading a text in detail by making basic inferences - recognizing and interpreting specific context clues; strategies to use text clues for comprehension. Critical reading.

Reading for Writing: Summarizing - identifying main idea/s and rephrasing what is read; avoiding redundancies and repetitions. Letter writing-types, format and principles of letter writing. E-mail etiquette, Writing CV’s.

Vocabulary: Technical vocabulary from across technical branches (20 words). GRE Vocabulary (20 words) (Antonyms and Synonyms, Word applications) Association, sequencing of words

Grammar: Verbs - tenses; subject-verb agreement; direct and indirect speech, reporting verbs for academic purposes.

Pronunciation: word stress-poly-syllabic words

Unit 4:

Lesson-1: Liking a Tree, Unbowed: Wangari Maathai-biography from “**Infotech English**”, Maruthi Publications

Lesson-2: Telephone Conversation-Wole Soyinka from “**The Individual Society**”, Pearson Publications. (Non-detailed)

Listening: Making predictions while listening to conversations/ transactional dialogues without video (only audio); listening to audio-visual texts.



JAWAHARLAL NEHRU TECHNOLOGICAL UNIVERSITY KAKINADA

KAKINADA – 533 003, Andhra Pradesh, India

DEPARTMENT OF MECHANICAL ENGINEERING

Speaking: Role plays for practice of conversational English in academic contexts (formal and informal) - asking for and giving information/directions. Functional English: Permissions, Requesting, Inviting.

Reading: Studying the use of graphic elements in texts to convey information, reveal trends/patterns/relationships, communicative process or display complicated data.

Reading for Writing: Information transfer; describe, compare, contrast, identify significance/trends based on information provided in figures/charts/graphs/tables. Writing SOP, writing for media.

Vocabulary: Technical vocabulary from across technical branches (20 words) GRE Vocabulary (20 words) (Antonyms and Synonyms, Word applications) Cloze Encounters.

Grammar: Quantifying expressions - adjectives and adverbs; comparing and contrasting; degrees of comparison; use of antonyms

Pronunciation: Contrastive Stress

Unit 5:

Lesson-1: Stay Hungry-Stay foolish from “**Infotech English**”, Maruthi Publications

Lesson-2: Still I Rise by Maya Angelou from “**The Individual Society**”, Pearson Publications. (Non-detailed)

Listening: Identifying key terms, understanding concepts and interpreting the concepts both in speaking and writing.

Speaking: Formal oral presentations on topics from academic contexts - without the use of PPT slides. Functional English: Suggesting/Opinion giving.

Reading: Reading for comprehension. RAP Strategy Intensive reading and Extensive reading techniques.

Reading for Writing: Writing academic proposals- writing research articles: format and style.

Vocabulary: Technical vocabulary from across technical branches (20 words) GRE Vocabulary (20 words) (Antonyms and Synonyms, Word applications) Coherence, matching emotions.

Grammar: Editing short texts – identifying and correcting common errors in grammar and usage (articles, prepositions, tenses, subject verb agreement)

Pronunciation: Stress in compound words

Prescribed text books for theory:

1. “**Infotech English**”, Maruthi Publications. (Detailed)
2. “**The Individual Society**”, Pearson Publications. (Non-detailed)

Reference books:

1. Bailey, Stephen. Academic writing: A handbook for international students. Routledge, 2014.
2. Chase, Becky Tarver. Pathways: Listening, Speaking and Critical Thinking. Heinley ELT; 2nd Edition, 2018.
3. Skillful Level 2 Reading & Writing Student's Book Pack (B1) Macmillan Educational.
4. Hewings, Martin. Cambridge Academic English (B2). CUP, 2012.



JAWAHARLAL NEHRU TECHNOLOGICAL UNIVERSITY KAKINADA
KAKINADA – 533 003, Andhra Pradesh, India

DEPARTMENT OF MECHANICAL ENGINEERING

I Year - II Semester		L	T	P	C
		3	0	0	3
ENGINEERING CHEMISTRY (BS1210)					

Knowledge of basic concepts of Chemistry for Engineering students will help them as professional engineers later in design and material selection, as well as utilizing the available resources.

Learning Objectives:

- **Importance** of usage of plastics in household appliances and composites (FRP) in aerospace and automotive industries.
- **Outline** the basics for the construction of electrochemical cells, batteries and fuel cells. Understand the mechanism of corrosion and how it can be prevented.
Express the increase in demand as wide variety of advanced materials are introduced; which have excellent engineering properties.
Classify and discuss the materials used in major industries like steel industry, metallurgical industries and construction industries and electrical equipment manufacturing industries. Lubrication is also **summarized**.
- **Relate** the need of fuels as a source of energy to any industry, particularly industries like thermal power stations, steel industry, fertilizer industry etc., and hence introduced.
- **Explain** the importance and usage of water as basic material in almost all the industries; **interpret** drawbacks of steam boilers and also how portable water is supplied for drinking purposes.

UNIT I: POLYMER TECHNOLOGY

Polymerisation:- Introduction-methods of polymerization (emulsion and suspension)-physical and mechanical properties.

Plastics: Compounding-fabrication (compression, injection, blown film, extrusion) - preparation, properties and applications of PVC, polycarbonates and Bakelite-mention some examples of plastic materials used in electronic gadgets, recycling of e-plastic waste.

Elastomers:- Natural rubber-drawbacks-vulcanization-preparation, properties and applications of synthetic rubbers (Buna S, thiokol and polyurethanes).

Composite materials: Fiber reinforced plastics-conducting polymers-biodegradable polymers-biopolymers-biomedical polymers.

Learning Outcomes: At the end of this unit, the students will be able to

- **Outline** the properties of polymers and various additives added and different methods of forming plastic materials.
- **Explain** the preparation, properties and applications of some plastic materials.
- **Interpret** the mechanism of conduction in conducting polymers .
- **Discuss** natural and synthetic rubbers and their applications.



JAWAHARLAL NEHRU TECHNOLOGICAL UNIVERSITY KAKINADA

KAKINADA – 533 003, Andhra Pradesh, India

DEPARTMENT OF MECHANICAL ENGINEERING

UNIT II: ELECTROCHEMICAL CELLS AND CORROSION

Single electrode potential-Electrochemical series and uses of series-standard hydrogen electrode, calomel electrode-concentration cell-construction of glass electrode-Batteries: Dry cell, Ni-Cd cells, Ni-Metal hydride cells, Li ion battery, zinc air cells–Fuel cells: H₂-O₂, CH₃OH-O₂, phosphoric acid, molten carbonate.

Corrosion:-Definition-theories of corrosion (chemical and electrochemical)-galvanic corrosion, differential aeration corrosion, stress corrosion, waterline corrosion-passivity of metals-galvanic series-factors influencing rate of corrosion-corrosion control (proper designing, cathodic protection)-Protective coatings: Surface preparation, cathodic and anodic coatings, electroplating, electroless plating (nickel). Paints (constituents, functions, special paints).

Learning Outcomes: At the end of this unit, the students will be able to

- **Explain** the theory of construction of battery and fuel cells.
- **Categorize** the reasons for corrosion and study some methods of corrosion control.

UNIT III: CHEMISTRY OF MATERIALS

Part- A:

Nano materials:- Introduction-sol-gel method-characterization by BET, SEM and TEM methods-applications of graphene-carbon nanotubes and fullerenes:Types, preparation and applications

Thermal analysis techniques: Instrumentation and applications of thermogravimetric analysis (TGA), differential thermal analysis (DTA), differential scanning calorimetry (DSC).

Part-B:

Refractories: - Definition, classification, properties (refractoriness, refractoriness under load, porosity and thermal spalling), failure of refractories.

Lubricants: - Definition, mechanism of lubricants and properties (definition and importance).

Cement: - Constituents, manufacturing, parameters to characterize the clinker formation: lime saturation factor (LSF), silica ratio (SR) and alumina ratio (AR), chemistry of setting and hardening, deterioration of cement.

Learning Outcomes: At the end of this unit, the students will be able to

- **Outline** the awareness of materials like nanomaterials and fullerenes and their uses.
- **Explain** the techniques that detect and measure changes of state of reaction.
- **Illustrate** the commonly used industrial materials.

UNIT IV: FUELS

Introduction-calorific value-HCV and LCV-problems using Dulong's formula-proximate and ultimate analysis of coal sample-significance of these analyses-problems-Petroleum (refining-cracking)-Synthetic petrol (Fischer Tropsch and Bergius)-petrol knocking-diesel knocking-octane and cetane ratings-anti-knock agents-Introduction to alternative fuels (Bio-diesel, ethanol, methanol, Natural gas, LPG, CNG)-Flue gas analysis by Orsat apparatus-Rocket fuels.

Learning Outcomes: At the end of this unit, the students will be able to

- **Differentiate** petroleum, petrol, synthetic petrol and have knowledge how they are produced.
- **Study** alternate fuels.



JAWAHARLAL NEHRU TECHNOLOGICAL UNIVERSITY KAKINADA

KAKINADA – 533 003, Andhra Pradesh, India

DEPARTMENT OF MECHANICAL ENGINEERING

- **Analyse** flue gases.

UNIT V: WATER TECHNOLOGY

Hardness of water-determination of hardness by complexometric method-boiler troubles (priming and foaming, scale formation, boiler corrosion, caustic embrittlement)-internal treatments-softening of hard water (zeolite process and related sums, ion exchange process)-treatment of industrial waste water Portable water and its specifications-steps involved in purification of water-chlorination, break point chlorination-reverse osmosis and electro dialysis.

Learning Outcomes: At the end of this unit, the students will be able to

- **Explain** the impurities present in raw water, problems associated with them and how to avoid them are understood.

Standard Books:

- | | | |
|----|--------------------------------------------|-------------------------------------------------|
| 1. | Rai Publicating Co. Latest edition | Engineering Chemistry by Jain and Jain; Dhanpat |
| 2. | Cambridge University Press, 2019 edition. | Engineering Chemistry by Shikha Agarwal; |
| 3. | Dara; S. Chand & Co Ltd., Latest Edition | A text book of engineering Chemistry by S. S. |
| 4. | Dhanpat Rai Publicating Co. Latest edition | Engineering Chemistry by Shashi Chawla; |



JAWAHARLAL NEHRU TECHNOLOGICAL UNIVERSITY KAKINADA
KAKINADA – 533 003, Andhra Pradesh, India

DEPARTMENT OF MECHANICAL ENGINEERING

I Year - II Semester		L	T	P	C
		3	0	0	3
ENGINEERING MECHANICS (BS1204)					

Objectives: The students completing this course are expected to understand the concepts of forces and its resolution in different planes, resultant of force system, Forces acting on a body, their free body diagrams using graphical methods. They are required to understand the concepts of centre of gravity and moments of inertia and their application, Analysis of frames and trusses, different types of motion, friction and application of work - energy method.

UNIT – I

Objectives: The students are to be exposed to the concepts of force and friction, direction and its application.

Introduction to Engg. Mechanics – Basic Concepts.

Systems of Forces: Coplanar Concurrent Forces – Components in Space – Resultant – Moment of Force and its Application – Couples and Resultant of Force Systems.

Friction: Introduction, limiting friction and impending motion, coulomb's laws of dry friction, coefficient of friction, cone of friction

UNIT II

Objectives: The students are to be exposed to application of free body diagrams. Solution to problems using graphical methods and law of triangle of forces.

Equilibrium of Systems of Forces: Free Body Diagrams, , Lami's Theorem, Equations of Equilibrium of Coplanar Systems, Graphical method for the equilibrium, Triangle law of forces, converse of the law of polygon of forces condition of equilibrium, Equations of Equilibrium for Spatial System of forces, Numerical examples on spatial system of forces using vector approach, Analysis of plane trusses.

UNIT – III

Objectives : The students are to be exposed to concepts of centre of gravity. The students are to be exposed to concepts of moment of inertia and polar moment of inertia including transfer methods and their applications.

Centroid: Centroids of simple figures (from basic principles) – Centroids of Composite Figures

Centre of Gravity: Centre of gravity of simple body (from basic principles), centre of gravity of composite bodies, Pappus theorems.

Area moments of Inertia: Definition – Polar Moment of Inertia, Transfer Theorem, Moments of Inertia of Composite Figures, Products of Inertia, Transfer Formula for Product of Inertia. **Mass Moment of Inertia:** Moment of Inertia of Masses, Transfer Formula for Mass Moments of Inertia, mass moment of inertia of composite bodies.

UNIT – IV

Objectives: The students are to be exposed to motion in straight line and in curvilinear paths, its velocity and acceleration computation and methods of representing plane motion.

Rectilinear and Curvilinear motion of a particle: Kinematics and Kinetics- Work Energy method and applications to particle motion- Impulse momentum method.



JAWAHARLAL NEHRU TECHNOLOGICAL UNIVERSITY KAKINADA
KAKINADA – 533 003, Andhra Pradesh, India

DEPARTMENT OF MECHANICAL ENGINEERING

UNIT – V

Objectives: The students are to be exposed to rigid motion kinematics and kinetics

Rigid body Motion: Kinematics and kinetics of translation, Rotation about fixed axis and plane motion, Work Energy method and Impulse momentum method.

TEXT BOOK:

1. Engg. Mechanics - S.Timoshenko & D.H.Young., 4th Edn - , Mc Graw Hill publications.

Course outcomes:

1. The student should be able to draw free body diagrams for FBDs for particles and rigid bodies in plane and space and problems to solve the unknown forces, orientations and geometric parameters.
2. He should be able to determine centroid for lines, areas and center of gravity for volumes and their composites.
3. He should be able to determine area and mass movement of inertia for composite sections
4. He should be able to analyze motion of particles and rigid bodies and apply the principles of motion, work energy and impulse – momentum.



JAWAHARLAL NEHRU TECHNOLOGICAL UNIVERSITY KAKINADA
KAKINADA – 533 003, Andhra Pradesh, India

DEPARTMENT OF MECHANICAL ENGINEERING

I Year - II Semester		L	T	P	C
		3	0	0	3
BASIC ELECTRICAL & ELECTRONICS ENGINEERING (ES1206)					

Preamble:

This course covers the topics related to analysis of various electrical circuits, operation of various electrical machines and electronic components to perform well in their respective fields.

Learning Objectives:

- To learn the basic principles of electrical circuit law's and analysis of networks.
- To understand principle of operation and construction details of DC machines.
- To understand principle of operation and construction details of transformers, alternator and 3-Phase induction motor.
- To study operation of PN junction diode, half wave, full wave rectifiers and OP-AMPs.
- To learn operation of PNP and NPN transistors and various amplifiers.

Unit - I

Electrical Circuits

Basic definitions – types of network elements – Ohm's Law – Kirchhoff's Laws – inductive networks – capacitive networks – series – parallel circuits – star-delta and delta-star transformations.-Numerical Problems.

Unit - II

DC Machines

Principle of operation of DC generator – EMF equation – types of DC machines – torque equation characteristics of DC motors – applications – three point starter – speed control methods of DC motor – Swinburne's Test-Brake test on DC shunt motor-Numerical problems.

Unit - III

AC Machines:

Transformers

Principle of operation and construction of single phase transformers – EMF equation – Losses – OC & SC tests – efficiency and regulation-Numerical Problems.

AC Rotating Machines

Principle of operation and construction of alternators – types of alternators Regulation of alternator by synchronous impedance method – principle of operation of synchronous motor – principle of operation of 3-Phase induction motor – slip-torque characteristics – efficiency – applications- Numerical Problems.



JAWAHARLAL NEHRU TECHNOLOGICAL UNIVERSITY KAKINADA
KAKINADA – 533 003, Andhra Pradesh, India

DEPARTMENT OF MECHANICAL ENGINEERING

Unit IV

Rectifiers & Linear ICs

PN junction diodes – diode applications (half wave and bridge rectifiers). Characteristics of operation amplifiers (OP-AMP) – application of OP-AMPs (inverting, non-inverting, integrator and differentiator)- Numerical Problems.

Unit V

Transistors

PNP and NPN junction transistor, transistor as an amplifier– frequency response of CE amplifier – Basic concepts of feedback amplifier-Numerical problems.

Learning Outcomes:

The student should be able to:

- Analyse various electrical networks.
- Understand operation of DC generators, 3-point starter and DC machine testing by Swinburne's Test and Brake test.
- Analyse performance of single-phase transformer and acquire proper knowledge and working of 3-phase alternator and 3-phase induction motors.
- Analyse operation of half wave, full wave bridge rectifiers and OP-AMPs.
- Understanding operations of CE amplifier and basic concept of feedback amplifier.

Text Books:

1. Electrical Technology by Surinder Pal Bali, Pearson Publications.
2. Electronic Devices and Circuits by R.L. Boylestad and Louis Nashelsky, 9th edition, PEI/PHI 2006.

Reference Books:

1. Electrical Circuit Theory and Technology by John Bird, Routledge Taylor & Francis Group
2. Basic Electrical Engineering by M.S.Naidu and S.Kamakshiah, TMH Publications
3. Fundamentals of Electrical Engineering by Rajendra Prasad, PHI Publications, 2nd edition
4. Basic Electrical Engineering by Nagsarkar, Sukhija, Oxford Publications, 2nd edition
5. Industrial Electronics by G.K. Mittal, PHI



JAWAHARLAL NEHRU TECHNOLOGICAL UNIVERSITY KAKINADA
KAKINADA – 533 003, Andhra Pradesh, India

DEPARTMENT OF MECHANICAL ENGINEERING

I Year - II Semester		L	T	P	C
		1	0	3	2.5
COMPUTER AIDED ENGINEERING DRAWING (ES1207)					

Course Objective: To enhance the student's knowledge and skills in engineering drawing and to introduce drafting packages and commands for computer aided drawing and modeling.

UNIT-I:

Objective: The knowledge of projections of solids is essential in 3D modeling and animation. The student will be able to draw projections of solids. The objective is to enhance the skills they already acquired in their earlier course in drawing of projection.

PROJECTIONS OF SOLIDS: Projections of Regular Solids inclined to both planes – Auxiliary Views.

UNIT-II:

The knowledge of sections of solids and development of surfaces is required in designing and manufacturing of the objects. Whenever two or more solids combine, a definite curve is seen at their intersection.

SECTIONS OF SOLIDS: Sections and Sectional views of Right Regular Solids – Prism, Cylinder, Pyramid, Cone – Auxiliary views.

DEVELOPMENT AND INTERPENETRATION OF SOLIDS: Development of Surfaces of Right Regular Solids – Prism, Cylinder, Pyramid, Cone and their parts.

UNIT-III:

The intersection of solids also plays an important role in designing and manufacturing. The objective is to impart this knowledge through this topic. A perspective view provides a realistic 3D View of an object. The objective is to make the students learn the methods of Iso and Perspective views.

INTERPENETRATION OF RIGHT REGULAR SOLIDS: Intersection of Cylinder Vs Cylinder, Cylinder Vs Prism, Cylinder Vs Cone, Prism Vs Cone.

PERSPECTIVE PROJECTIONS: Perspective View: Points, Lines, Plane Figures and Simple Solids, Vanishing Point Methods (General Method only).

In part B computer aided drafting is introduced.

UNIT IV:

The objective is to introduce various commands in AutoCAD to draw the geometric entities and to create 2D and 3D wire frame models.

INTRODUCTION TO COMPUTER AIDED DRAFTING: Generation of points, lines, curves, polygons, dimensioning. Types of modeling : object selection commands – edit, zoom, cross hatching, pattern filling, utility commands, 2D wire frame modeling, 3D wire frame modeling,.

UNIT V:

By going through this topic the student will be able to understand the paper-space environment thoroughly.

VIEW POINTS AND VIEW PORTS: view point coordinates and view(s) displayed, examples to exercise different options like save, restore, delete , joint , single option.



JAWAHARLAL NEHRU TECHNOLOGICAL UNIVERSITY KAKINADA
KAKINADA – 533 003, Andhra Pradesh, India

DEPARTMENT OF MECHANICAL ENGINEERING

UNIT VI:

The objective is to make the students create geometrical model of simple solids and machine parts and display the same as an Isometric, Orthographic or Perspective projection.

COMPUTER AIDED SOLID MODELING: Isometric projections, orthographic projections of isometric projections, Modeling of simple solids, Modeling of Machines & Machine Parts.

TEXT BOOKS :

1. Engineering drawing by N.D Bhatt , Charotar publications.
2. Engineering Graphics, K.C. John, PHI Publications

REFERENCES:

1. Mastering Auto CAD 2013 and Auto CAD LT 2013 – George Omura, Sybex
2. Auto CAD 2013 fundamentals- Elisemoss, SDC Publ.
3. Engineering Drawing and Graphics using Auto Cad – T Jeyapooan, vikas
4. Engineering Drawing + AutoCAD – K Venugopal, V. Prabhu Raja, New Age
5. Engineering Drawing – RK Dhawan, S Chand
6. Engineering Drawing – MB Shaw, BC Rana, Pearson
7. Engineering Drawing – KL Narayana, P Kannaiah, Scitech
8. Engineering Drawing – Agarwal and Agarwal, Mc Graw Hill
9. Engineering Graphics – PI Varghese, Mc Graw Hill
10. Text book of Engineering Drawing with auto-CAD , K.venkata reddy/B.S . publications.
11. Engineering Drawing with Auto CAD/ James D Bethune/Pearson Publications
12. Engineering Graphics with Auto CAD/Kulkarni D.M, Rastogi A.P, Sarkar A.K/PHI Publications

End Semester examination shall be conducted for **Four** hours with the following pattern:

- a) Two hours-Conventional drawing
- b) Two hours – Computer Aided Drawing

Course outcomes:

1. Student get exposed on working of sheet metal with help of development of surfaces.
2. Student understands how to know the hidden details of machine components with the help of sections and interpenetrations of solids.
3. Student shall exposed to modeling commands for generating 2D and 3D objects using computer aided drafting tools which are useful to create machine elements for computer aided analysis.



JAWAHARLAL NEHRU TECHNOLOGICAL UNIVERSITY KAKINADA

KAKINADA – 533 003, Andhra Pradesh, India

DEPARTMENT OF MECHANICAL ENGINEERING

I Year - II Semester		L	T	P	C
		0	0	2	1
COMMUNICATION SKILLS LAB (HS1203)					

UNIT I:

Oral Activity: JAM, Hypothetical Situations, Self/Peer Profile

Common Errors in Pronunciation, Neutralising Accent

UNIT II:

Oral Activity: Telephonic Etiquette, Role Plays

Poster Presentations

UNIT III:

Oral Activity: Oral Presentation skills, Public speaking

Data Interpretation

UNIT IV:

Oral Activity: Group Discussions: Do's and Don'ts- Types, Modalities

UNIT V:

Oral Activity: Interview Skills: Preparatory Techniques, Frequently asked questions, Mock Interviews.

Pronunciation: Connected speech (Pausing, Tempo, Tone, Fluency etc.,)

References:

1. Infotech English, Maruthi Publications (with Compact Disc).
2. Exercises in Spoken English Part 1,2,3,4, OUP and CIEFL.
3. English Pronunciation in use- Mark Hancock, Cambridge University Press.
4. English Phonetics and Phonology-Peter Roach, Cambridge University Press.
5. English Pronunciation in use- Mark Hewings, Cambridge University Press.
6. English Pronunciation Dictionary- Daniel Jones, Cambridge University Press.
7. English Phonetics for Indian Students- P. Bala Subramanian, Mac Millan Publications.
8. Technical Communication- Meenakshi Raman, Sangeeta Sharma, Oxford University Press.
9. Technical Communication- Gajendra Singh Chauhan, Smita Kashiramka, Cengage Publications.



JAWAHARLAL NEHRU TECHNOLOGICAL UNIVERSITY KAKINADA

KAKINADA – 533 003, Andhra Pradesh, India

DEPARTMENT OF MECHANICAL ENGINEERING

I Year - II Semester		L	T	P	C
		0	0	2	1.5
ENGINEERING CHEMISTRY LAB (BS1211)					

Introduction to Chemistry laboratory – Molarity, normality, primary, secondary standard solutions, volumetric titrations, quantitative analysis

1. Determination of HCl using standard Na_2CO_3 solution.
2. Determination of alkalinity of a sample containing Na_2CO_3 and NaOH.
3. Determination of Mn (II) using standard oxalic acid solution.
4. Determination of ferrous iron using standard $\text{K}_2\text{Cr}_2\text{O}_7$ solution.
5. Determination of copper (II) using standard hypo solution.
6. Determination of temporary and permanent hardness of water using standard EDTA solution.
7. Determination of iron (III) by a colorimetric method.
8. Determination of the concentration of acetic acid using sodium hydroxide (pH-metry method).
9. Determination of the concentration of strong acid vs strong base (by conductometric method).
10. Determination of strong acid vs strong base (by potentiometric method).
11. Determination of Mg^{+2} present in an antacid.
12. Determination of CaCO_3 present in an egg shell.
13. Estimation of Vitamin C.
14. Determination of phosphoric content in soft drinks.
15. Adsorption of acetic acid by charcoal.
16. Preparation of nylon-6, 6 and Bakelite (demonstration only).

Of the above experiments at-least 10 assessment experiments should be completed in a semester.

Outcomes: The students entering into the professional course have practically very little exposure to lab classes. The experiments introduce volumetric analysis; redox titrations with different indicators; EDTA titrations; then they are exposed to a few instrumental methods of chemical analysis. Thus at the end of the lab course, the student is exposed to different methods of chemical analysis and use of some commonly employed instruments. They thus acquire some experimental skills.

Reference Books

1. A Textbook of Quantitative Analysis, Arthur J. Vogel.



JAWAHARLAL NEHRU TECHNOLOGICAL UNIVERSITY KAKINADA
KAKINADA – 533 003, Andhra Pradesh, India

DEPARTMENT OF MECHANICAL ENGINEERING

I Year - II Semester		L	T	P	C
		0	0	3	1.5
BASIC ELECTRICAL & ELECTRONICS ENGINEERING LAB (ES1208)					

Learning Objectives:

- To predetermine the efficiency of dc shunt machine using Swinburne’s test.
- To predetermine the efficiency and regulation of 1-phase transformer with O.C and S.C tests.
- To obtain performance characteristics of DC shunt motor & 3-phase induction motor.
- To find out regulation of an alternator with synchronous impedance method.
- To control speed of dc shunt motor using Armature voltage and Field flux control methods.
- To find out the characteristics of PN junction diode & transistor
- To determine the ripple factor of half wave & full wave rectifiers.

Section A: Electrical Engineering:

The following experiments are required to be conducted as compulsory experiments:

1. Swinburne’s test on D.C. Shunt machine (predetermination of efficiency of a given D.C. shunt machine working as motor and generator).
2. OC and SC tests on single phase transformer (predetermination of efficiency and regulation at given power factors).
3. Brake test on 3-phase Induction motor (determination of performance characteristics)
4. Regulation of alternator by Synchronous impedance method.
5. Speed control of D.C. Shunt motor by
 - a) Armature Voltage control b) Field flux control method
6. Brake test on D.C. Shunt Motor.

Section B: Electronics Engineering:

The following experiments are required to be conducted as compulsory experiments:

1. PN junction diode characteristics a) Forward bias b) Reverse bias (Cut in voltage and resistance calculations)
2. Transistor CE characteristics (input and output)
3. Half wave rectifier with and without filters.
4. Full wave rectifier with and without filters.
5. CE amplifiers.
6. OP- amp applications (inverting, non inverting, integrator and differentiator)



JAWAHARLAL NEHRU TECHNOLOGICAL UNIVERSITY KAKINADA
KAKINADA – 533 003, Andhra Pradesh, India

DEPARTMENT OF MECHANICAL ENGINEERING

Learning Outcomes:

The student should be able to:

- Compute the efficiency of DC shunt machine without actual loading of the machine.
- Estimate the efficiency and regulation at different load conditions and power factors for single phase transformer with OC and SC tests.
- Analyse the performance characteristics and to determine efficiency of DC shunt motor & 3-Phase induction motor.
- Pre-determine the regulation of an alternator by synchronous impedance method.
- Control the speed of dc shunt motor using Armature voltage and Field flux control methods.
- Draw the characteristics of PN junction diode & transistor
- Determine the ripple factor of half wave & full wave rectifiers.



JAWAHARLAL NEHRU TECHNOLOGICAL UNIVERSITY KAKINADA

KAKINADA – 533 003, Andhra Pradesh, India

DEPARTMENT OF MECHANICAL ENGINEERING

I Year - II Semester		L	T	P	C
		0	0	3	1.5
WORKSHOP PRACTICE LAB (ES1219)					

Course Objective: To impart hands-on practice on basic engineering trades and skills.

Note: At least two exercises to be done from each trade.

Trade:

- | | |
|-----------------------|----------------------------------------------------------------------------------------------------------------------------------------------------------------------------------------------------------------|
| 1.Carpentry | <ol style="list-style-type: none"> 1. T-Lap Joint 2. Cross Lap Joint 3. Dovetail Joint 4. Mortise and Tenon Joint |
| 2.Fitting | <ol style="list-style-type: none"> 1. Vee Fit 2. Square Fit 3. Half Round Fit 4. Dovetail Fit |
| 3.Black Smithy | <ol style="list-style-type: none"> 1. Round rod to Square 2. S-Hook 3. Round Rod to Flat Ring 4. Round Rod to Square headed bolt |
| 4.House Wiring | <ol style="list-style-type: none"> 1. Parallel / Series Connection of three bulbs 2. Stair Case wiring 3. Florescent Lamp Fitting 4. Measurement of Earth Resistance |
| 5.Tin Smithy | <ol style="list-style-type: none"> 1. Taper Tray 2. Square Box without lid 3. Open Scoop 4. Funnel |
| 6.IT Workshop | <ol style="list-style-type: none"> 1.Assembly & Disassembly of Computer |



JAWAHARLAL NEHRU TECHNOLOGICAL UNIVERSITY KAKINADA
KAKINADA – 533 003, Andhra Pradesh, India

DEPARTMENT OF MECHANICAL ENGINEERING

I Year - II Semester	L	T	P	C
	0	0	2	1
ENGINEERING EXPLORATION PROJECT (PR1201)				

COURSE OBJECTIVES:

- Build mindsets & foundations essential for designers
- Learn about the Human-Centered Design methodology and understand their real-world applications
- Use Design Thinking for problem solving methodology for investigating illdefined problems.
- Undergo several design challenges and work towards the final design challenge

Apply Design Thinking on the following Streams to

- Project Stream 1: Electronics, Robotics, IOT and Sensors
- Project Stream 2: Computer Science and IT Applications
- Project Stream 3: Mechanical and Electrical tools
- Project Stream4: Eco-friendly solutions for waste management, infrastructure, safety, alternative energy sources, Agriculture, Environmental science and other fields of engineering.

HOW TO PURSUE THE PROJECT WORK?

- The first part will be learning-based-masking students to embrace the methodology by exploring all the phases of design thinking through the wallet/ bag challenge and podcasts.
- The second part will be more discussion-based and will focus on building some necessary skills as designers and learning about complementary material for human- centered design.
- The class will then divide into teams and they will be working with one another for about 2 – 3 weeks. These teams and design challenges will be the basis for the final project and final presentation to be presented.
- The teams start with **Design Challenge** and go through all the phases more in depth from coming up with the right question to empathizing to ideating to prototyping and to testing.
- Outside of class, students will also be gathering the requirements, identifying the challenges, usability, importance etc
- At the end, Students are required to submit the final reports, and will be evaluated by the faculty.

TASKS TO BE DONE:

Task 1: Everyone is a Designer

- Understand class objectives & harness the designer mindset

Task 2: The Wallet/Bag Challenge and Podcast

- Gain a quick introduction to the design thinking methodology
- Go through all stages of the methodology through a simple design challenge
- Podcast: Observe, Listen and Engage with the surrounding environment and identify a design challenge.

Task 3: Teams & Problems

- Start Design Challenge and learn about teams & problems through this
- Foster team collaboration, find inspiration from the environment and learn how to identify problems



JAWAHARLAL NEHRU TECHNOLOGICAL UNIVERSITY KAKINADA
KAKINADA – 533 003, Andhra Pradesh, India

DEPARTMENT OF MECHANICAL ENGINEERING

Task 4: Empathizing

- Continue Design Challenge and learn empathy
- Learn techniques on how to empathize with users
- Go to the field and interview people in their environments
- Submit Activity Card

Task 5: Ideating

- Continue Design Challenge and learn how to brainstorm effectively
- Encourage exploration and foster spaces for brainstorming
- Submit Activity Card

Task 6: Prototyping

- Continue Design Challenge and learn how to create effective prototypes
- Build tangible models and use them as communication tools
- Start giving constructive feedback to classmates and teammates
- Submit Activity Card

Task 7: Testing

- Finish Design Challenge and iterate prototypes and ideas through user feedback
- Evolve ideas and prototypes through user feedback and constructive criticism
- Get peer feedback on individual and group performance
- Submit Activity Card

Task 8:

- Final Report Submission and Presentation

Note: The colleges may arrange for Guest Speakers from Various Design Fields: Graphic Design, Industrial Design, Architecture, Product Design, Organizational Design, etc to enrich the students with Design Thinking Concept.

REFERENCES:

1. Tom Kelly, *The Art of Innovation: Lessons in Creativity From IDEO, America's Leading Design Firm* (Profile Books, 2002)
2. Tim Brown, *Change by Design: How Design Thinking Transforms Organizations and Inspires Innovation* (HarperBusiness, 2009)
3. Jeanne Liedtka, Randy Salzman, and Daisy Azer, *Design Thinking for the Greater Good: Innovation in the Social Sector* (Columbia Business School Publishing, 2017)

OTHER USEFUL DESIGN THINKING FRAMEWORKS AND METHODOLOGIES:

- Human-Centered Design Toolkit (IDEO); <https://www.ideo.com/post/design-kit>
- Design Thinking Boot Camp Bootleg (Stanford D-School); <https://dschool.stanford.edu/resources/the-bootcamp-bootleg>
- Collective Action Toolkit (frogdesign); https://www.frogdesign.com/wpcontent/uploads/2016/03/CAT_2.0_English.pdf
- Design Thinking for Educators (IDEO); <https://designthinkingforeducators.com/>



JAWAHARLAL NEHRU TECHNOLOGICAL UNIVERSITY KAKINADA

KAKINADA – 533 003, Andhra Pradesh, India

DEPARTMENT OF MECHANICAL ENGINEERING

II Year - I Semester		L	T	P	C
		3	0	0	3
VECTOR CALCULUS & FOURIER TRANSFORMS					

Course Objectives:

- To familiarize the techniques in partial differential equations.
- To furnish the learners with basic concepts and techniques at plus two level to lead them into advanced level by handling various real world applications.

Course Objectives: At the end of the course, the student will be able to

- Interpret the physical meaning of different operators such as gradient, curl and divergence (L5)
- Estimate the work done against a field, circulation and flux using vector calculus (L5)
- Apply the Laplace transform for solving differential equations (L3).
- Find or compute the Fourier series of periodic signals (L3)
- Know and be able to apply integral expressions for the forwards and inverse Fourier transform to a range of non-periodic waveforms (L3)
- Identify solution methods for partial differential equations that model physical processes (L3)

UNIT I: Vector calculus:

(10 hrs)

Vector Differentiation: Gradient — Directional derivative — Divergence — Curl — Scalar Potential.

Vector Integration: Line integral — Work done — Area — Surface and volume integrals — Vector integral theorems: Greens, Stokes and Gauss Divergence theorems (without proof).

UNIT II:Laplace Transforms:

(10 hrs)

Laplace transforms of standard functions — Shifting theorems — Transforms of derivatives and integrals —

Unit step function — Dirac's delta function — Inverse Laplace transforms — Convolution theorem (without proof).

Applications: Solving ordinary differential equations (initial value problems) using Laplace transforms.

UNIT III:Fourier series and Fourier Transforms:

(10 hrs)

Fourier Series: Introduction — Periodic functions — Fourier series of periodic function — Dirichlet's conditions — Even and odd functions — Change of interval — Half-range sine and cosine series.

Fourier Transforms: Fourier integral theorem (without proof) — Fourier sine and cosine integrals — Sine and cosine transforms — Properties — inverse transforms — Finite Fourier transforms.

UNIT IV:PDE of first order:

(8 hrs)

Formation of partial differential equations by elimination of arbitrary constants and arbitrary functions — Solutions of first order linear (Lagrange) equation and nonlinear (standard types) equations.

UNIT V: Second order PDE and Applications:

(10 hrs)

Second order PDE: Solutions of linear partial differential equations with constant coefficients —

RHS term of the type e^{ax+by} , $\sin(ax+by)$, $\cos(ax+by)$, $x^m y^n$

Applications of PDE: Method of separation of Variables — Solution of One dimensional Wave, Heat and two-dimensional Laplace equation.



JAWAHARLAL NEHRU TECHNOLOGICAL UNIVERSITY KAKINADA
KAKINADA – 533 003, Andhra Pradesh, India

DEPARTMENT OF MECHANICAL ENGINEERING

Text Books:

1. **B.S. Grewal**, Higher Engineering Mathematics, 43rd Edition, Khanna Publishers.
2. **B. V. Ramana**, Higher Engineering Mathematics, 2007 Edition, Tata Mc. Graw Hill Education.

Reference Books:

1. **Erwin Kreyszig**, Advanced Engineering Mathematics, 10th Edition, Wiley-India.
2. **Dean. G. Duffy**, Advanced Engineering Mathematics with MATLAB, 3rd Edition, CRC Press.
3. **Peter O' Neil**, Advanced Engineering Mathematics, Cengage.
4. **Srimantha Pal, S C Bhunia**, Engineering Mathematics, Oxford University Press.



JAWAHARLAL NEHRU TECHNOLOGICAL UNIVERSITY KAKINADA
KAKINADA – 533 003, Andhra Pradesh, India

DEPARTMENT OF MECHANICAL ENGINEERING

II Year - I Semester		L	T	P	C
		3	0	0	3
MECHANICS OF SOLIDS					

Objective: *The students completing this course are expected to understand the basic terms like stress, strain, Poisson's ratio...etc and different stresses and deflections induced in beams, thin cylinders, thick cylinders, and columns. Further, the student shall be able to understand the shear stresses due to torsion in circular shafts.*

UNIT – I

SIMPLE STRESSES & STRAINS : Elasticity and plasticity – Types of stresses & strains–Hooke's law – stress – strain diagram for mild steel – Working stress – Factor of safety – Lateral strain, Poisson's ratio & volumetric strain – Bars of varying section – composite bars – Temperature stresses- Complex Stresses - Stresses on an inclined plane under different uniaxial and biaxial stress conditions - Principal planes and principal stresses - Mohr's circle - Relation between elastic constants, Strain energy – Resilience – Gradual, sudden, impact and shock loadings.

UNIT – II

SHEAR FORCE AND BENDING MOMENT : Definition of beam – Types of beams – Concept of shear force and bending moment – S.F and B.M diagrams for cantilever, simply supported and overhanging beams subjected to point loads, u.d.l, uniformly varying loads and combination of these loads – Point of contra flexure – Relation between S.F., B.M and rate of loading at a section of a beam.

UNIT – III

FLEXURAL STRESSES : Theory of simple bending – Assumptions – Derivation of bending equation: $M/I = f/y = E/R$ Neutral axis – Determination bending stresses – section modulus of rectangular and circular sections (Solid and Hollow), I,T, Angle and Channel sections – Design of simple beam sections.
SHEAR STRESSES: Derivation of formula – Shear stress distribution across various beams sections like rectangular, circular, triangular, I, T angle sections.

UNIT – IV

DEFLECTION OF BEAMS : Bending into a circular arc – slope, deflection and radius of curvature – Differential equation for the elastic line of a beam – Double integration and Macaulay's methods – Determination of slope and deflection for cantilever and simply supported beams subjected to point loads, - U.D.L uniformly varying load. Mohr's theorems – Moment area method – application to simple cases including overhanging beams, Statically indeterminate Beams and solution methods.

TORSION: Introduction-Derivation- Torsion of Circular shafts- Pure Shear-Transmission of power by circular shafts, Shafts in series, Shafts in parallel.

UNIT – V

THIN AND THICK CYLINDERS: Thin seamless cylindrical shells – Derivation of formula for longitudinal and circumferential stresses – hoop, longitudinal and Volumetric strains – changes in dia, and volume of thin cylinders – Riveted boiler shells – Thin spherical shells. Wire wound thin cylinders. Lamé's equation – cylinders subjected to inside & outside pressures –compound cylinders.

COLUMNS:



JAWAHARLAL NEHRU TECHNOLOGICAL UNIVERSITY KAKINADA
KAKINADA – 533 003, Andhra Pradesh, India

DEPARTMENT OF MECHANICAL ENGINEERING

Buckling and Stability, Columns with Pinned ends, Columns with other support Conditions, Limitations of Euler's Formula, Rankine's Formula,

TEXT BOOK:

1. Strength of materials /GH Ryder/ Mc Millan publishers India Ltd.
2. Strength of materials by B.C. Punmia-lakshmi publications pvt.Ltd, New Delhi.

REFERENCES :

1. Mechanics of Materials by Gere & Timoshenko
2. Strength of Materials -By Jindal, Umesh Publications.
3. Strength of Materials by S.Timoshenko- D. VAN NOSTRAND Company- PHI Publishers
4. Strength of Materials by Andrew Pytel and Ferdinand L. Singer Longman- Harpercollins College Division
5. Solid Mechanics, by Popov-
6. Mechanics of Materials/Gere and Timoshenko, CBS Publishers

Course outcomes:

On the completion of the course the student will able to

CO1: Model & Analyze the behavior of basic structural members subjected to various loading and support conditions based on principles of equilibrium.

CO2: Understand the apply the concept of stress and strain to analyze and design structural members and machine parts under axial, shear and bending loads, moment and torsional moment.

CO3: Students will learn all the methods to analyze beams, columns, frames for normal, shear, and torsion stresses and to solve deflection problems in preparation for the design of such structural components. Students are able to analyse beams and draw correct and complete shear and bending moment diagrams for beams.

CO4: Students attain a deeper understanding of the loads, stresses, and strains acting on a structure and their relations in the elastic behavior

CO5: Design and analysis of Industrial components like pressure vessels.



JAWAHARLAL NEHRU TECHNOLOGICAL UNIVERSITY KAKINADA
KAKINADA – 533 003, Andhra Pradesh, India

DEPARTMENT OF MECHANICAL ENGINEERING

II Year - I Semester		L	T	P	C
		3	0	0	3
MATERIALS SCIENCE & METALLURGY					

Course Objective: To understand the basic fundamentals of Material science and Physical metallurgy. The basic concepts to be taught will help for the improvement, proper selection and effective utilization of materials which is essential to satisfy the ever increasing demands of the society.

UNIT – I

Structure of Metals and Constitution of alloys: Bonds in Solids, Metallic bond, crystallization of metals, Packing Factor - SC, BCC, FCC & HCP-line density, plane density. Grain and grain boundaries, effect of grain boundaries on the Properties of metal / alloys – determination of grain size. Imperfections – point, line, surface and volume- Slip and Twinning.

Necessity of alloying, types of solid solutions, Hume Rotherys rules, intermediate alloy phases, and electron compounds

Equilibrium Diagrams : Experimental methods of construction of equilibrium diagrams, Isomorphous alloy systems, equilibrium cooling and heating of alloys, Lever rule, coring miscibility gaps, eutectic systems, congruent melting intermediate phases, peritectic reaction. Transformations in the solid state – allotropy, eutectoid, peritectoid reactions, phase rule, relationship between equilibrium diagrams and properties of alloys. Study of binary phase diagrams such as Cu-Ni and Fe-Fe₃C.

UNIT – II

Ferrous metals and alloys: Structure and properties of White Cast iron, Malleable Cast iron, grey cast iron, Spheroidal graphite cast iron, Alloy cast irons. Classification of steels, structure and properties of plain carbon steels, Low alloy steels, Hadfield manganese steels, tool and die steels.

Non-ferrous Metals and Alloys: Structure and properties of Copper and its alloys, Aluminium and its alloys, Titanium and its alloys, Magnesium and its alloys, Super alloys.

UNIT – III

Heat treatment of Alloys: Effect of alloying elements on Fe-Fe₃C system, Annealing, normalizing, hardening, TTT diagrams, tempering, hardenability, surface - hardening methods, Age hardening treatment, Cryogenic treatment of alloys.

UNIT – IV

Powder Metallurgy: Basic processes- Methods of producing metal powders- milling atomization- Granulation-Reduction-Electrolytic Deposition. Compacting methods – Sintering - Methods of manufacturing sintered parts. Sintering Secondary operations-Sizing, coining, machining -Factors determining the use of powder metallurgy-Application of this process.

UNIT – V

Ceramic and composite materials: Crystalline ceramics, glasses, cermets, abrasive materials, Classification of composites, various methods of component manufacture of composites, particle – reinforced materials, fiber reinforced materials, metal ceramic mixtures, metal – matrix composites and C – C composites. Nanomaterials – definition, properties and applications.



JAWAHARLAL NEHRU TECHNOLOGICAL UNIVERSITY KAKINADA
KAKINADA – 533 003, Andhra Pradesh, India

DEPARTMENT OF MECHANICAL ENGINEERING

TEXT BOOKS:

1. Introduction to Physical Metallurgy - Sidney H. Avener - McGrawHill
2. Essential of Materials science and engineering - Donald R. Askeland - Cengage.

REFERENCES :

1. Material Science and Metallurgy – Dr. V.D.kodgire- Everest Publishing House
2. Materials Science and engineering - Callister & Baalashubramanyam- Wiley Publications
3. Material Science for Engineering students – Fischer – Elsevier Publishers
4. Material science and Engineering - V. Rahghavan-PHI Publishers
5. Introduction to Material Science and Engineering – Yip-Wah Chung CRC Press
6. Material Science and Metallurgy – A V K Suryanarayana – B S Publications
7. Material Science and Metallurgy – U. C. Jindal – Pearson Publications

Course Outcomes:

CO1: Understand the crystalline structure of different metals and study the stability of phases in different alloy systems.

CO2: Study the behavior of ferrous and non ferrous metals and alloys and their application in different domains

CO3: Able to understand the effect of heat treatment, addition of alloying elements on properties of ferrous metals.

CO4: Grasp the methods of making of metal powders and applications of powder metallurgy

CO5: Comprehend the properties and applications of ceramic, composites and other advanced methods.



JAWAHARLAL NEHRU TECHNOLOGICAL UNIVERSITY KAKINADA
KAKINADA – 533 003, Andhra Pradesh, India

DEPARTMENT OF MECHANICAL ENGINEERING

II Year - I Semester		L	T	P	C
		3	0	0	3
PRODUCTION TECHNOLOGY					

Course Objective:

To impart basic knowledge and understanding about the primary manufacturing processes such as casting, joining, bulk forming, sheet metal forming and powder metallurgy and their relevance in current manufacturing industry.

UNIT – I

CASTING : Steps involved in making a casting – Advantage of casting and its applications. Patterns and Pattern making – Types of patterns – Materials used for patterns, pattern allowances and their construction, Molding – molding methods - ingredients of molding sand –. Molding materials, Properties of molding sand, Testing of molding sand. Types of molding – Hand molding – Machine molding. Core – different types of cores – materials – properties of core sand – core manufacturing.

UNIT – II

Principles of Gating, Gating ratio and design of Gating systems. Risers – Types, function and design, casting design considerations. Methods of melting and types of furnaces - cupola, electric arc, resistance and induction furnace. Solidification of castings-Solidification of pure metals and alloys-Short & long freezing range alloys. Fettling. Casting defects. Basic principles and applications of special casting processes - Centrifugal casting – True, semi and centrifuging, Die casting, Investment casting and shell molding.

UNIT – III

Welding : Classification of welding processes, types of welded joints and their characteristics, Gas welding, Different types of flames and uses, Oxy – Acetylene Gas cutting. Basic principles of Arc welding, power characteristics, Manual metal arc welding, Submerged arc welding, TIG & MIG welding. Electro – slag welding.

Resistance welding, Friction welding, Friction stir welding, Forge welding, Explosive welding; Thermit welding, Plasma Arc welding, Laser welding, electron beam welding, Soldering & Brazing.

Heat affected zones in welding; pre & post heating, Weldability of metals, welding defects – causes and remedies – destructive and nondestructive testing of welds.

UNIT – IV

Plastic deformation in metals and alloys-recovery, recrystallization and grain growth. Hot working and Cold working-Strain hardening and Annealing. Bulk forming processes: Forging - Types of Forging, Smith forging, Drop Forging, Roll forging, Forging hammers, Rotary forging, forging defects; Rolling – fundamentals, types of rolling mills and products, Forces in rolling and power requirements. Extrusion and its characteristics. Types of extrusion, Impact extrusion, Hydrostatic extrusion; Wire drawing and Tube drawing.



JAWAHARLAL NEHRU TECHNOLOGICAL UNIVERSITY KAKINADA
KAKINADA – 533 003, Andhra Pradesh, India

DEPARTMENT OF MECHANICAL ENGINEERING

UNIT – V

Sheet metal forming - Blanking and piercing, Forces and power requirement in these operations, Deep drawing, Stretch forming, Bending, Spring back and its remedies, Coining, Spinning, Types of presses and press tools.

High energy rate forming processes: Principles of explosive forming, electromagnetic forming, Electro hydraulic forming, rubber pad forming, advantages and limitations.

TEXT BOOKS:

1. Manufacturing Processes for Engineering Materials – Kalpakjian S and Steven R Schmid- Pearson Publ , 5th Edn.
2. Manufacturing Technology -Vol I- P.N. Rao- TMH

REFERENCES :

1. Manufacturing Science – A.Ghosh & A.K.Malik – East West Press Pvt. Ltd
2. Process and materials of manufacture- Lindberg- PHI
3. Production Technology- R.K. Jain- Khanna
4. Production Technology-P C Sharma-S. Chand
5. Manufacturing Processes- H.S. Shaun- Pearson
6. Manufacturing Processes- J.P. Kaushish- PHI
7. Workshop Technology -WAJ Chapman/CBS Publishers&Distributors Pvt.Ltd.
8. Production Technology-HMT- Tata McGrawHill

Course Outcomes:

CO1: Able to design the patterns and core boxes for metal casting processes

CO2: Able to design the gating system for different metallic components

CO3: Know the different types of manufacturing processes

CO4: Be able to use forging, extrusion processes

CO5: Learn about the different types of welding processes used for special fabrication.



JAWAHARLAL NEHRU TECHNOLOGICAL UNIVERSITY KAKINADA
KAKINADA – 533 003, Andhra Pradesh, India

DEPARTMENT OF MECHANICAL ENGINEERING

II Year - I Semester		L	T	P	C
		3	0	0	3
THERMODYNAMICS					

Course Objectives:

To impart the knowledge of the thermodynamic laws and principles so as to enable the student to prepare an energy audit of any mechanical system that exchange heat and work with the surroundings.

UNIT – I

Introduction: Basic Concepts : System, boundary, Surrounding, Universe, control volume, Types of Systems, Macroscopic and Microscopic viewpoints, Concept of Continuum, Thermodynamic Equilibrium, State, Property, Process - Reversible, Quasi static & Irreversible Processes, cycle, Causes of Irreversibility. Energy in State and in Transition - Types, Work and Heat, Point and Path function.

Zeroth Law of Thermodynamics – Concept of Temperature – Principles of Thermometry –Reference Points – Const. Volume gas Thermometer – Scales of Temperature.

UNIT – II

Joule's Experiments – First law of Thermodynamics – Corollaries – First law applied to a Process – applied to a flow system –Energy balance for closed systems-Specific heats- Internal energy, Enthalpy and Specific heats of Solids, liquids and Ideal gases, Some steady flow energy equation applied to Nozzle, Turbine, Compressor and heat exchanger devices, PMM-I.

UNIT III

Limitations of the First Law – Thermal Reservoir, Heat Engine, Heat pump, Parameters of performance, Second Law of Thermodynamics, Kelvin-Planck and Clausius Statements and their Equivalence, Corollaries, PMM of Second kind, Carnot cycle and its specialties, Carnot's theorem, Thermodynamic scale of Temperature.

Clausius Inequality, Entropy, Principle of Entropy Increase, Availability and Irreversibility (Basic definitions) – Thermodynamic Potentials, Gibbs and Helmholtz Functions, Maxwell Relations – Elementary Treatment of the Third Law of Thermodynamics.

UNIT IV

Pure Substances, P-V-T- surfaces, T-S and h-s diagrams, Mollier Charts, Phase Transformations – Triple point and critical point, properties during change of phase, Dryness Fraction – Clausius – Clapeyron Equation, Property tables. Various Thermodynamic processes and energy Transfer – Steam Calorimetry.

UNIT – V

Ideal Gas equation of state- Compressibility factor- Van der Waals equation of state- Beattie-Bridgeman equation of state- Benedict-Webb-Rubin equation of state- Viral equation of state- compressibility charts – variable specific heats .

Mixtures of perfect Gases – Dalton's Law of partial pressure, Avogadro's Laws of additive volumes- Equivalent Gas constant and Molecular Internal Energy, Enthalpy, Specific Heat and Entropy of Mixture of Perfect Gases and Vapour.



JAWAHARLAL NEHRU TECHNOLOGICAL UNIVERSITY KAKINADA
KAKINADA – 533 003, Andhra Pradesh, India

DEPARTMENT OF MECHANICAL ENGINEERING

Psychrometric Properties – Dry bulb Temperature, Wet Bulb Temperature, Dew point Temperature, Thermodynamic Wet Bulb Temperature, Specific Humidity, Relative Humidity, Saturated Air, Vapour pressure, Degree of saturation – Adiabatic Saturation , Carrier's Equation – Psychrometric chart.

TEXT BOOKS:

1. Engineering Thermodynamics, PK Nag 6th Edn , McGraw Hill.
2. Fundamentals of Thermodynamics – Sonntag, Borgnakke, Van Wylen, 6th Edn, Wiley

REFERENCES:

1. Thermodynamics by Prasanna Kumar, Pearson Publishers
2. Engineering Thermodynamics – Jones & Dugan PHI
3. Thermodynamics, an Engineering Approach, Yunus A Cengel, Michael A Boles, 8th Edn in SI Units, McGraw Hill.
4. Thermodynamics – J.P.Holman , McGrawHill
5. An Introduction to Thermodynamics - Y.V.C.Rao – Universities press.
6. Thermodynamics – W.Z.Black & J.G.Hartley, 3rd Edn Pearson Publ.
7. Engineering Thermodynamics – D.P.Misra, Cengage Publ.
8. Engineering Thermodynamics – P.Chattopadhyay – Oxford Higher Edn Publ.

COURSE OUTCOMES:

After undergoing the course the student is expected to learn

- CO1: Basic concepts of thermodynamics
- CO2: Laws of thermodynamics
- CO3: Concept of entropy
- CO4: Property evaluation of vapors and their depiction in tables and charts
- CO5: Evaluation of properties of perfect gas mixtures.



JAWAHARLAL NEHRU TECHNOLOGICAL UNIVERSITY KAKINADA
KAKINADA – 533 003, Andhra Pradesh, India

DEPARTMENT OF MECHANICAL ENGINEERING

II Year - I Semester		L	T	P	C
		1	0	3	2.5
MACHINE DRAWING					

Course Objective: The student will acquire knowledge in national and International standards while drawing machine components students will also familiarize in drawing assembly, orthographic and sectional views of various machine components.

Machine Drawing Conventions:

Need for drawing conventions – introduction to IS conventions-Standardization-Interchangeability-Selective assembly-Tolerance

- a) Conventional representation of materials, common machine elements and parts such as screws, nuts, bolts, keys, gears, webs, ribs.
- b) Types of sections – selection of section planes and drawing of sections and auxiliary sectional views. Parts not usually sectioned.
- c) Methods of dimensioning, general rules for sizes and placement of dimensions for holes, centers, curved tapered features and surface finish indication
- d) Title boxes, their size, location and details - common abbreviations & their liberal usage
- e) Types of Drawings – working drawings for machine parts.

PART-A

I. Drawing of Machine Elements and simple parts

Objective: To provide basic understanding and drawing practice of various joint, simple mechanical parts

Selection of Views, additional views for the following machine elements and parts with every drawing proportions.

- a) Popular forms of Screw threads, bolts, nuts, stud bolts, tap bolts, set screws.
- b) Keys, cotter joints, knuckle joint, Hook's joint
- c) Riveted joints for plates
- d) Shaft couplings.
- e) Journal, pivot and collar and foot step bearings.

PART-B

II. Assembly Drawings:

Objective: The student will be able to draw the assembly from the individual part drawing.

Drawings of assembled views for the part drawings of the following using conventions and easy drawing proportions.

- a) Engine parts –Gear pump, Fuel pump, petrol Engine connecting rod, piston, stuffing box and eccentric assembly.
- b) Other machine parts - Screws jack, Machine swivel vice, Plummer block, Tailstock and Tool post.

III. Manufacturing Drawing

Introduction of Limits and fits, fundamental deviations for Hole based and Shaft based systems, alpha numeric designation of limits & fits. Types of Fits. Form and positional tolerances.



JAWAHARLAL NEHRU TECHNOLOGICAL UNIVERSITY KAKINADA
KAKINADA – 533 003, Andhra Pradesh, India

DEPARTMENT OF MECHANICAL ENGINEERING

Conventional practices of indicating limits and fits, geometrical form and position tolerances, surface finish and surface treatments requirements. Study of Examples involving selection of fits and calculation of limits. Suggestion of suitable fits for mating parts.

Representation of limits fits and tolerances for mating parts. Use any four parts of above assembly drawings and prepare manufacturing drawing with dimensional and geometric tolerances.

TEXT BOOKS:

1. Machine Drawing – N.Siddeswar, K.Kannaiah & V.V.S.Sastry - TMH
2. Machine Drawing –K.L.Narayana, P.Kannaiah & K. Venkata Reddy / New Age/ Publishers
3. Production Drawing- K.L.Narayana, P.Kannaiah & K. Venkata Reddy / New Age/ Publishers

REFERENCES:

1. Machine Drawing – P.S.Gill,
2. Machine Drawing – Luzzader
3. Machine Drawing – Rajput
4. Machine Drawing – N.D. Junnarkar, Pearson
5. Machine Drawing – Ajeeth Singh, McGraw Hill
6. Machine Drawing – KC John, PHI
7. Machine Drawing – B Battacharya, Oxford
8. Machine Drawing – Gowtham and Gowtham, Pearson
9. Machine Drawing- Dhawan R K- S.chand&Company

Course Outcome:

- CO1. Draw and represent standard dimensions of different mechanical fasteners and joints and Couplings.
- CO2. Draw different types of bearings showing different components.
- CO3. Assemble components of a machine part and draw the sectional assembly drawing showing the dimensions of all the components of the assembly as per bill of materials
- CO4. Select and represent fits and geometrical form of different mating parts in assembly drawings.
- CO5: To prepare manufacturing drawings indicating fits, tolerances, surface finish and surface treatment requirements.



JAWAHARLAL NEHRU TECHNOLOGICAL UNIVERSITY KAKINADA
KAKINADA – 533 003, Andhra Pradesh, India

DEPARTMENT OF MECHANICAL ENGINEERING

II Year - I Semester		L	T	P	C
		0	0	3	1.5
METALLURGY & MECHANICS OF SOLIDS LAB					

Course Objective: To impart practical exposure on the microstructures of various materials and their hardness evaluation. Also to impart practical knowledge on the evaluation of material properties through various destructive testing procedures.

NOTE: Any 6 experiments from each section A and B.

(A) MECHANICS OF SOLIDS LAB:

1. Direct tension test
2. Bending test on
 - a) Simple supported
 - b) Cantilever beam
3. Torsion test
4. Hardness test
 - a) Brinells hardness test
 - b) Rockwell hardness test
5. Test on springs
6. Compression test on cube
7. Impact test
8. Punch shear test

(B) METALLURGY LAB:

1. Preparation and study of the Microstructure of pure metals like Iron, Cu and Al.
2. Preparation and study of the Microstructure of Mild steel, Medium carbon steels, High carbon steels.
3. Study of the Micro Structures of Cast Irons.
4. Study of the Micro Structures of Non-Ferrous alloys.
5. Study of the Micro structures of Heat treated steels.
6. Hardeneability of steels by Jominy End Quench Test.
7. To find out the hardness of various treated and untreated steels.



JAWAHARLAL NEHRU TECHNOLOGICAL UNIVERSITY KAKINADA
KAKINADA – 533 003, Andhra Pradesh, India

DEPARTMENT OF MECHANICAL ENGINEERING

II Year - I Semester		L	T	P	C
		0	0	3	1.5
PRODUCTION TECHNOLOGY LAB					

Course Objective: To impart hands-on practical exposure on manufacturing processes and equipment.

1. Design and making of pattern
 - i. Single piece pattern
 - ii. Split pattern
2. Sand properties testing
 - i. Sieve analysis (dry sand)
 - ii. Clay content test
 - iii. Moisture content test
 - iv. Strength test (Compression test & Shear test)
 - v. Permeability test
3. Mould preparation
 - i. Straight pipe
 - ii. Bent pipe
 - iii. Dumble
 - iv. Gear blank
4. Gas cutting and welding
5. Manual metal arc welding
 - i. Lap joint
 - ii. Butt joint
6. Injection Molding
7. Blow Molding
8. Simple models using sheet metal operations
9. Study of deep drawing and extrusion operations
10. Study of Basic powder compaction and sintering
11. Study of TIG/MIG Welding
12. Study of Resistance Spot Welding
13. Study of Brazing and soldering
14. Study of Plastic Moulding Process.



JAWAHARLAL NEHRU TECHNOLOGICAL UNIVERSITY KAKINADA

KAKINADA – 533 003, Andhra Pradesh, India

DEPARTMENT OF MECHANICAL ENGINEERING

II Year - I Semester		L	T	P	C
		3	0	0	0
ENVIRONMENTAL SCIENCE					

Learning Objectives:

The objectives of the course are to impart:

- Overall understanding of the natural resources.
- Basic understanding of the ecosystem and its diversity.
- Acquaintance on various environmental challenges induced due to unplanned anthropogenic activities.
- An understanding of the environmental impact of developmental activities.
- Awareness on the social issues, environmental legislation and global treaties.

UNIT-I:

Multidisciplinary nature of Environmental Studies: Definition, Scope and Importance –Sustainability: Stockholm and Rio Summit–Global Environmental Challenges: Global warming and climate change, acid rains, ozone layer depletion, population growth and explosion, effects;. Role of information technology in environment and human health.

Ecosystems: Concept of an ecosystem. - Structure and function of an ecosystem; Producers, consumers and decomposers. - Energy flow in the ecosystem - Ecological succession. - Food chains, food webs and ecological pyramids; Introduction, types, characteristic features, structure and function of Forest ecosystem, Grassland ecosystem, Desert ecosystem, Aquatic ecosystems.

UNIT-II:

Natural Resources: Natural resources and associated problems.

Forest resources: Use and over – exploitation, deforestation – Timber extraction – Mining, dams and other effects on forest and tribal people.

Water resources: Use and over utilization of surface and ground water – Floods, drought, conflicts over water, dams – benefits and problems.

Mineral resources: Use and exploitation, environmental effects of extracting and using mineral resources.

Food resources: World food problems, changes caused by non-agriculture activities-effects of modern agriculture, fertilizer-pesticide problems, water logging, salinity.

Energy resources: Growing energy needs, renewable and non-renewable energy sources use of alternate energy sources.

Land resources: Land as a resource, land degradation, Wasteland reclamation, man induced landslides, soil erosion and desertification; Role of an individual in conservation of natural resources; Equitable use of resources for sustainable lifestyles.

UNIT-III:

Biodiversity and its conservation: Definition: genetic, species and ecosystem diversity-classification - Value of biodiversity: consumptive use, productive use, social-Biodiversity at national and local levels. India as a mega-diversity nation - Hot-spots of biodiversity - Threats to biodiversity: habitat loss, man-wildlife conflicts. - Endangered and endemic species of India – Conservation of biodiversity: conservation of biodiversity.



JAWAHARLAL NEHRU TECHNOLOGICAL UNIVERSITY KAKINADA

KAKINADA – 533 003, Andhra Pradesh, India

DEPARTMENT OF MECHANICAL ENGINEERING

UNIT – IV Environmental Pollution: Definition, Cause, effects and control measures of Air pollution, Water pollution, Soil pollution, Noise pollution, Nuclear hazards. Role of an individual in prevention of pollution. - Pollution case studies, Sustainable Life Studies. Impact of Fire Crackers on Men and his well being.

Solid Waste Management: Sources, Classification, effects and control measures of urban and industrial solid wastes. Consumerism and waste products, Biomedical, Hazardous and e – waste management.

UNIT – V Social Issues and the Environment: Urban problems related to energy -Water conservation, rain water harvesting-Resettlement and rehabilitation of people; its problems and concerns. Environmental ethics: Issues and possible solutions. Environmental Protection Act -Air (Prevention and Control of Pollution) Act. –Water (Prevention and control of Pollution) Act -Wildlife Protection Act - Forest Conservation Act-Issues involved in enforcement of environmental legislation. -Public awareness.

Environmental Management: Impact Assessment and its significance various stages of EIA, preparation of EMP and EIS, Environmental audit. Ecotourism, Green Campus – Green business and Green politics.

The student should Visit an Industry / Ecosystem and submit a report individually on any issues related to Environmental Studies course and make a power point presentation.

Text Books:

1. Environmental Studies, K. V. S. G. Murali Krishna, VGS Publishers, Vijayawada
2. Environmental Studies, R. Rajagopalan, 2nd Edition, 2011, Oxford University Press.
3. Environmental Studies, P. N. Palanisamy, P. Manikandan, A. Geetha, and K. Manjula Rani; Pearson Education, Chennai

Reference:

1. Text Book of Environmental Studies, Deeshita Dave & P. Udaya Bhaskar, Cengage Learning.
2. A Textbook of Environmental Studies, Shaashi Chawla, TMH, New Delhi
3. Environmental Studies, Benny Joseph, Tata McGraw Hill Co, New Delhi
4. Perspectives in Environment Studies, Anubha Kaushik, C P Kaushik, New Age International Publishers, 2014



JAWAHARLAL NEHRU TECHNOLOGICAL UNIVERSITY KAKINADA

KAKINADA – 533 003, Andhra Pradesh, India

DEPARTMENT OF MECHANICAL ENGINEERING

II Year - I Semester		L	T	P	C
		0	0	0	0.5
SOCIALLY RELEVANT PROJECT					

Student can choose any one of the given below / any other socially relevant problem and work on it to produce a project document.

1. Water Conservation Related Works
2. Swatch Bharath (Internal External)
3. Helping police
4. Traffic monitoring
5. Teaching Rural Kids (Sarva siksha Abhiyan)
6. Street light monitoring
7. Electricity Conservation
8. Solar panel utilization
9. E- policing & cyber solution
10. Pollution
11. Any social related



JAWAHARLAL NEHRU TECHNOLOGICAL UNIVERSITY KAKINADA
KAKINADA – 533 003, Andhra Pradesh, India

DEPARTMENT OF MECHANICAL ENGINEERING

II Year - II Semester		L	T	P	C
		3	0	0	3
COMPLEX VARIABLES & STATISTICAL METHODS					

Course Objectives:

- To familiarize the complex variables.
- To familiarize the students with the foundations of probability and statistical methods.
- To equip the students to solve application problems in their disciplines.

Course Outcomes: At the end of the course students will be able to

- apply Cauchy-Riemann equations to complex functions in order to determine whether a given continuous function is analytic (L3)
- find the differentiation and integration of complex functions used in engineering problems (L5)
- make use of the Cauchy residue theorem to evaluate certain integrals (L3)
- apply discrete and continuous probability distributions (L3)
- design the components of a classical hypothesis test (L6)
- infer the statistical inferential methods based on small and large sampling tests (L4)

UNIT – I: Functions of a complex variable and Complex integration:

Introduction – Continuity – Differentiability – Analyticity – Properties – Cauchy-Riemann equations in Cartesian and polar coordinates – Harmonic and conjugate harmonic functions – Milne – Thompson method.

Complex integration: Line integral – Cauchy’s integral theorem – Cauchy’s integral formula – Generalized integral formula (all without proofs).

UNIT – II: Series expansions and Residue Theorem:

Radius of convergence – Expansion in Taylor’s series, Maclaurin’s series and Laurent series.

Types of Singularities: Isolated – pole of order m – Essential – Residues – Residue theorem

(without proof) – Evaluation of real integral of the type $\int_{-\infty}^{\infty} f(x)dx$



JAWAHARLAL NEHRU TECHNOLOGICAL UNIVERSITY KAKINADA
KAKINADA – 533 003, Andhra Pradesh, India

DEPARTMENT OF MECHANICAL ENGINEERING

UNIT – III: Probability and Distributions:

Review of probability and Baye's theorem – Random variables – Discrete and Continuous random variables – Distribution function – Mathematical Expectation and Variance – Binomial, Poisson, Uniform and Normal distributions.

UNIT – IV: Sampling Theory:

Introduction – Population and samples – Sampling distribution of Means and Variance (definition only) – Central limit theorem (without proof) – Introduction to t, χ^2 and F-distributions – Point and Interval estimations – Maximum error of estimate.

UNIT – V: Tests of Hypothesis:

Introduction – Hypothesis – Null and Alternative Hypothesis – Type I and Type II errors – Level of significance – One tail and two-tail tests – Tests concerning one mean and two means (Large and Small samples) – Tests on proportions.

Text Books:

1. **B. S. Grewal**, Higher Engineering Mathematics, 43rd Edition, Khanna Publishers.
2. **Miller and Freund's**, Probability and Statistics for Engineers, 7/e, Pearson, 2008.

Reference Books:

1. **S. C. Gupta and V. K. Kapoor**, Fundamentals of Mathematical Statistics, 11/e, Sultan Chand & Sons Publications, 2012.
2. **Jay I. Devore**, Probability and Statistics for Engineering and the Sciences, 8th Edition, Cengage.
3. **Shron L. Myers, Keying Ye, Ronald E Walpole**, Probability and Statistics Engineers and the Scientists, 8th Edition, Pearson 2007.
4. **Sheldon, M. Ross**, Introduction to probability and statistics Engineers and the Scientists, 4th Edition, Academic Foundation, 2011



JAWAHARLAL NEHRU TECHNOLOGICAL UNIVERSITY KAKINADA
KAKINADA – 533 003, Andhra Pradesh, India

DEPARTMENT OF MECHANICAL ENGINEERING

II Year - II Semester	L	T	P	C
	3	0	0	3
KINEMATICS OF MACHINERY				

Course objective: The students completing this course are expected to understand the nature and role of the kinematics of machinery, mechanisms and machines. The course includes velocity and acceleration diagrams, analysis of mechanisms joints, Cams and their applications. It exposes the students to various kinds of power transmission devices like belt, rope, chain and gear drives and their working principles and their merits and demerits.

UNIT – I

MECHANISMS : Elements or Links – Classification – Rigid Link, flexible and fluid link – Types of kinematic pairs – sliding, turning, rolling, screw and spherical pairs – lower and higher pairs – closed and open pairs – constrained motion – completely, partially or successfully constrained and incompletely constrained.

Grashoff's law, Degrees of freedom, Kutzbach criterion for planar mechanisms, Mechanism and machines – classification of machines – kinematic chain – inversion of mechanism – inversions of quadric cycle chain – single and double slider crank chains.

UNIT – II

LOWER PAIR MECHANISM: Exact and approximate copiers and generated types – Peaucellier, Hart and Scott Russel – Grasshopper – Watt T. Chebicheff and Robert Mechanisms and straight line motion, Pantograph.

Conditions for correct steering – Davis Steering gear, Ackermans steering gear – velocity ratio; Hooke's Joint: Single and double – Universal coupling – application – problems.

UNIT – III

KINEMATICS: Velocity and acceleration – Motion of a link in machine – Determination of Velocity and acceleration diagrams – Graphical method – Application of relative velocity method four bar chain. Velocity and acceleration analysis of for a given mechanism, Klein's construction, determination of Coriolis component of acceleration.

PLANE MOTION OF BODY: Instantaneous center of rotation, centroids and axodes – relative motion between two bodies – Three centres in line theorem – Graphical determination of instantaneous centre, diagrams for simple mechanisms and determination of angular velocity of points and links.

UNIT – IV

CAMS: Definitions of cam and followers – their uses – Types of followers and cams – Terminology – Types of follower motion: Uniform velocity, Simple harmonic motion and uniform acceleration and retardation. Maximum velocity and maximum acceleration during outward and return strokes in the above 3 cases.

Analysis of motion of followers: Roller follower – circular cam with straight, concave and convex flanks.

BELT DRIVES: Introduction, Belt and rope drives, selection of belt drive- types of belt drives, V-belts, materials used for belt and rope drives, velocity ratio of belt drives, slip of belt, creep of belt, tensions for



JAWAHARLAL NEHRU TECHNOLOGICAL UNIVERSITY KAKINADA
KAKINADA – 533 003, Andhra Pradesh, India

DEPARTMENT OF MECHANICAL ENGINEERING

flat belt drive, angle of contact, centrifugal tension, maximum tension of belt, Chains- length, angular speed ratio, classification of chains.

UNIT – V
GEARS

Higher pairs, friction wheels and toothed gears–types – law of gearing, condition for constant velocity ratio for transmission of motion, Form of teeth: cycloidal and involute profiles. Velocity of sliding – phenomena of interferences – Methods of interference. Condition for minimum number of teeth to avoid interference, expressions for arc of contact and path of contact – Introduction to Helical, Bevel and worm gearing.

GEAR TRAINS :Introduction to gear Trains, Train value, Types – Simple and reverted wheel train – Epicyclic gear Train. Methods of finding train value or velocity ratio – Epicyclic gear trains. Selection of gear box-Differential gear for an automobile.

TEXT BOOKS:

1. Theory of Mechanisms & Machines by Jagadeesh lal, Metropolitan Pvt.Ltd.
2. Theory of Machines by Thomas Bevan/ CBS Publishers

REFERENCES:

1. Theory of Machines – S. S Rattan- TMH Publishers
2. Theory of machines and Machinery-Vickers - Oxford .
3. Theory of Mechanisms and machines – A.Ghosh & A.K.Malik – East West Press Pvt. Ltd.
4. Kinematics and dynamics of Machinery- R.L Norton- TATA McGraw-Hill

Course outcomes:

The student should be able to

CO1: Conceive a mechanism for a given plane motion with single degree of freedom.

CO2: Suggest and analyze a mechanism for a given straight line motion and automobile steering motion.

CO3: Analyze the motion (velocity and acceleration) of a plane mechanism.

CO4: Suggest and analyze mechanisms for a prescribed intermittent motion like opening and closing of IC engine valves etc.

CO5: Select a power transmission system for a given application and analyze motion of different transmission systems



JAWAHARLAL NEHRU TECHNOLOGICAL UNIVERSITY KAKINADA
KAKINADA – 533 003, Andhra Pradesh, India

DEPARTMENT OF MECHANICAL ENGINEERING

II Year - II Semester	L	T	P	C
	3	0	0	3
APPLIED THERMODYNAMICS				

Course objectives:

This course is intended to study the thermodynamic analysis of major components of Rankine cycle, refrigeration cycles and compressible fluids and to analyze the energy transfers and transformations in these components including individual performance evaluation.

UNIT – I

VAPOUR POWER CYCLES: Carnot, Rankine cycle - schematic layout, thermodynamic analysis, concept of mean temperature of heat addition, methods to improve cycle performance – regeneration & reheating.

COMBUSTION: Fuels and combustion, concepts of heat of reaction, adiabatic flame temperature, Stoichiometry, flue gas analysis.

UNIT II

BOILERS : Classification – working principles of L.P & H.P boilers with sketches – mountings and accessories – working principles, boiler horse power, equivalent evaporation, efficiency and heat balance – Draught: classification – height of chimney for given draught and discharge, condition for maximum discharge, efficiency of chimney – artificial draught, induced and forced.

UNIT – III

STEAM NOZZLES: Function of a nozzle – applications - types, flow through nozzles, thermodynamic analysis – assumptions -velocity of fluid at nozzle exit-Ideal and actual expansion in a nozzle, velocity coefficient, condition for maximum discharge, critical pressure ratio, criteria to decide nozzle shape: Super saturated flow - its effects, degree of super saturation and degree of under cooling, Wilson line.

STEAM TURBINES: Classification – impulse turbine; mechanical details – velocity diagram – effect of friction – power developed, axial thrust, blade or diagram efficiency – condition for maximum efficiency. De-laval turbine - methods to reduce rotor speed-velocity compounding, pressure compounding and velocity & pressure compounding, velocity and pressure variation along the flow – combined velocity diagram for a velocity compounded impulse turbine, condition for maximum efficiency

UNIT IV

REACTION TURBINE: Mechanical details – principle of operation, thermodynamic analysis of a stage, degree of reaction –velocity diagram – Parson’s reaction turbine – condition for maximum efficiency – calculation of blade height.

STEAM CONDENSERS: Requirements of steam condensing plant – classification of condensers – working principle of different types – vacuum efficiency and condenser efficiency – air leakage, sources and its affects, air pump, cooling water requirement.

UNIT – V

COMPRESSORS – Classification –Reciprocating type, Principle of operation, work required, Isothermal efficiency, volumetric efficiency and effect of clearance, multi stage compression, saving of work, minimum work condition for two stage compression.



JAWAHARLAL NEHRU TECHNOLOGICAL UNIVERSITY KAKINADA
KAKINADA – 533 003, Andhra Pradesh, India

DEPARTMENT OF MECHANICAL ENGINEERING

Rotary (Positive displacement type)

Roots Blower, vane sealed compressor, Lysholm compressor – mechanical details and principle of working – efficiency considerations.

Rotary (non positive displacement type)

Centrifugal compressors: Mechanical details and principle of operation – velocity and pressure variation. Energy transfer-impeller blade shape-losses, velocity diagrams.

Axial Flow Compressors: Mechanical details and principle of operation, velocity diagrams.

TEXT BOOKS:

1. Basics & Applied Thermodynamics- P.K.Nag – 4th edition- McGraw Hill
2. Applied Thermodynamics - R Yadhav

REFERENCES:

1. Thermal Engineering- Mahesh Rathore - TataMcGrawHill
2. Heat Engineering (MKS and SI units) - VP Vasandani& DS Kumar - Metropolitan books
3. Thermal Engineering - Sadhu Singh- Pearson Publishers
4. Applied Thermodynamics - Eastop & McConkey- Pearson 5th Edn
5. Fluid Mechanics Fundamentals and Applications - Y.A.Cengel, J.M.Cimbala- McGrawHill
6. Thermal Engineering-M.L.Marthur & Mehta- Jain bros. Publishers
7. Thermal Engineering - RK Rajput- Lakshmi Publications

Course outcomes:

CO1: Expected to learn the working of steam power cycles and also should be able to analyze and evaluate the performance of individual components

CO2: Student is able to learn the principles of combustion , stoichiometry and flue gas analysis

CO3: Students will be able to design the components and calculate the losses and efficiency of the boilers, nozzles and impulse turbines.

CO4: Students will be able to design the components and calculate the losses and efficiency of reactions turbines and condensers.

CO5: Student is able to learn various types of compressors, principles of working and their performance evaluation.



JAWAHARLAL NEHRU TECHNOLOGICAL UNIVERSITY KAKINADA
KAKINADA – 533 003, Andhra Pradesh, India

DEPARTMENT OF MECHANICAL ENGINEERING

II Year - II Semester		L	T	P	C
		3	0	0	3
FLUID MECHANICS & HYDRAULIC MACHINES					

Course Objectives: *The students completing this course are expected to understand the properties of fluids, its kinematic and dynamic behavior through various laws of fluids like continuity, Euler's, Bernoulli's equations, energy and momentum equations. Further, the student shall be able to understand the theory of boundary layer, working and performance characteristics of various hydraulic machines like pumps and turbines.*

UNIT I

Objective: *After studying this unit student will know the concept of fluid and its properties, manometry, hydrostatic forces acting on different surfaces and also problem solving techniques.*

Fluid statics: Dimensions and units: physical properties of fluids - specific gravity, viscosity and its significance, surface tension, capillarity, vapor pressure. Atmospheric, gauge and vacuum pressure, Measurement of pressure – Manometers - Piezometer, U-tube, inverted and differential manometers. Pascal's & hydrostatic laws.

Buoyancy and floatation: Meta center, stability of floating body. Submerged bodies. Calculation of metacenter height. Stability analysis and applications.

UNIT II

Objective: *In this unit student will be exposed to the basic laws of fluids, flow patterns, viscous flow through ducts and their corresponding problems.*

Fluid kinematics: Introduction, flow types. Equation of continuity for one dimensional flow, circulation and vorticity, Stream line, path line and streak lines and stream tube. Stream function and velocity potential function, differences and relation between them. Condition for irrotational flow, flow net, source and sink, doublet and vortex flow.

Fluid dynamics: surface and body forces –Euler's and Bernoulli's equations for flow along a stream line, momentum equation and its applications, force on pipe bend.

Closed conduit flow: Reynold's experiment- Darcy Weisbach equation- Minor losses in pipes- pipes in series and pipes in parallel- total energy line-hydraulic gradient line.

UNIT III

Objective: *At the end of this unit student will be aware of the concepts related to boundary layer theory, flow separation, basic concepts of velocity profiles, dimensionless numbers and dimensional analysis.*

Boundary Layer Theory: Introduction, momentum integral equation, displacement, momentum and energy thickness, separation of boundary layer, control of flow separation, Stream lined body, Bluff body and its applications, basic concepts of velocity profiles.

Dimensional Analysis: Dimensions and Units, Dimensional Homogeneity, Non dimensionalization of equations, Method of repeating variables and Buckingham Pi Theorem.



JAWAHARLAL NEHRU TECHNOLOGICAL UNIVERSITY KAKINADA
KAKINADA – 533 003, Andhra Pradesh, India

DEPARTMENT OF MECHANICAL ENGINEERING

UNIT IV

Objective: *In this unit student will know the hydrodynamic forces acting on vanes and performance evaluation of hydraulic turbines.*

Basics of turbo machinery: hydrodynamic force of jets on stationary and moving flat, inclined, and curved vanes, jet striking centrally and at tip, velocity diagrams, work done and efficiency, flow over radial vanes.

Hydraulic Turbines: classification of turbines, impulse and reaction turbines, Pelton wheel, Francis turbine and Kaplan turbine-working proportions, work done, efficiencies, hydraulic design – draft tube- theory- functions and efficiency.

UNIT V

Objective: *After studying this unit student will be in a position to understand the characteristic curves of hydraulic turbines and also evaluate the performance characteristics of hydraulic pumps.*

Performance of hydraulic turbines: Geometric similarity, Unit and specific quantities, characteristic curves, governing of turbines, selection of type of turbine, cavitation, surge tank, water hammer. Hydraulic systems- hydraulic ram, hydraulic lift, hydraulic coupling. Fluidics – amplifiers, sensors and oscillators. Advantages, limitations and applications.

Centrifugal pumps: classification, working, work done – manometric head- losses and efficiencies-specific speed- pumps in series and parallel-performance characteristic curves, cavitation & NPSH.

Reciprocating pumps: Working, Discharge, slip, indicator diagrams.

TEXT BOOKS:

1. Fluid Mechanics- Fundamentals and Applications by Y.A. Cengel, J.M.Cimbala, 6th Edn, McGrawHill
2. Fluid Mechanics - Dixon, 7th Edn, Elsevier

REFERENCE BOOKS:

1. Hydraulics, fluid mechanics and Hydraulic machinery- Modi and Seth
2. Fluid Mechanics and Hydraulic Machines - RK Bansal- Laxmi Publications (P) Ltd.
3. Fluid Mechanics and Hydraulic Machines - Rajput
4. Fluid Mechanics and Fluid Power Engineering - D.S. Kumar, Kotaria & Sons.
5. Fluid Mechanics and Machinery - D. Rama Durgaiyah, New Age International.

COURSE OUTCOMES:

From this course the student is expected to learn

CO1: The basic concepts of fluid properties.

CO2: The mechanics of fluids in static and dynamic conditions.

CO3: Boundary layer theory, flow separation and dimensional analysis.

CO4: Hydrodynamic forces of jet on vanes in different positions.

CO5: Working Principles and performance evaluation of hydraulic pump and turbines.



JAWAHARLAL NEHRU TECHNOLOGICAL UNIVERSITY KAKINADA
KAKINADA – 533 003, Andhra Pradesh, India

DEPARTMENT OF MECHANICAL ENGINEERING

II Year - II Semester		L	T	P	C
		3	0	0	3
METAL CUTTING & MACHINE TOOLS					

Course objectives:

1. The course provides students with fundamental knowledge and principles in material removal processes.
2. In this course, the students apply the fundamentals and principles of metal cutting to practical applications through multiple labs using lathes, milling machines, grinding machines, and drill presses, Computer Numerical Control etc
3. To demonstrate the fundamentals of machining processes and machine tools.
4. To develop knowledge and importance of metal cutting parameters.
5. To develop fundamental knowledge on tool materials, cutting fluids and tool wear mechanisms.
6. To apply knowledge of basic mathematics to calculate the machining parameters for different machining processes.

UNIT – I

FUNDAMENTAL OF MACHINING:

Elementary treatment of metal cutting theory – element of cutting process – Single point cutting tools, nomenclature of single point cutting tool, tool signature, tool angles, mechanism of metal cutting, types of chips and chip formation – built up edge and its effects, chip breakers, mechanics of orthogonal and oblique cutting –Merchant’s force diagram, cutting forces, velocity ratio, cutting speeds, feed, depth of cut, tool life, Taylor’s tool life equation, simple problems - Tool wear, tool wear mechanisms, heat generation in metal cutting, coolants, machinability, economics of machining, tool materials and properties.

UNIT – II

LATHE MACHINES:

Introduction- types of lathe - Engine lathe – principle of working - construction - specification of lathe - work holders and tool holders – accessories and attachments – lathe operations – taper turning methods and thread cutting – drilling on lathes – cutting speed and feed - constructional features of speed gear box and feed gear box - turret and capstan lathes – collet chucks – other work holders – tool holding devices – box and tool layout- principal features of automatic lathes – classification – single spindle and multi-spindle automatic lathes – tool layout and cam design for automats.

UNIT – III

SHAPING, SLOTTING AND PLANNING MACHINES: Introduction - principle of working – principle parts – specifications - operations performed - slider crank mechanism - machining time calculations.

DRILLING & BORING MACHINES: Introduction – construction of drilling machines – types of drilling machines - principles of working – specifications- types of drills – geometry of twist drill - tool holding devices - operations performed – tool holding devices – cutting speed and feed – machining time calculations - Boring Machines – fine Boring Machines – jig boring machines - deep hole Drilling Machines.



JAWAHARLAL NEHRU TECHNOLOGICAL UNIVERSITY KAKINADA
KAKINADA – 533 003, Andhra Pradesh, India

DEPARTMENT OF MECHANICAL ENGINEERING

UNIT – IV

MILLING MACHINES: Introduction - principle of working – specifications – milling methods - classification of Milling Machines – principle features of horizontal, vertical and universal Milling Machine, machining operations, types of cutters - geometry of milling cutters – methods of indexing, accessories to milling machines - cutting speed and feed – machining time calculations.

UNIT –V

FINISHING PROCESSES: Introduction - theory of grinding – classification of grinding machines- cylindrical and surface grinding machines- tool and cutter grinding machines- different types of abrasives- bonds, specification and selection of a grinding wheel-lapping, Honing & Broaching operations- comparison to grinding.

TEXT BOOKS:

1. Manufacturing Engineering and Technology -Kalpakjian S & Steven R Schmid/Pearson Publications 7th Edition
2. Manufacturing Technology Vol-II/P.N Rao/Tata McGraw Hill

REFERENCES:

1. Metal cutting and machine tools /Geoffrey Boothroyd, Winston A.Knight/ Taylor & Francis
2. Production Engineering/K.C Jain & A.K Chitale/PHI Publishers
3. Technology of machine tools/S.F.Krar, A.R. Gill, Peter SMID/ TMH
4. Fundamentals of modern manufacturing – Mikell P Groover – John Wiley & sons -5th edition

Course Outcomes:

CO1: Learned the fundamental knowledge and principals in material removal process.

CO2: Acquire the knowledge on operations in conventional, automatic, Capstan and turret lathes

CO3: capable of understanding the working principles and operations of shaping, slotting, planning , drilling and boring machines.

CO4: able to make gear and keyway in milling machines and understand the indexing mechanisms

CO5: Understand the different types of unconventional machining methods and principles of finishing processes.



JAWAHARLAL NEHRU TECHNOLOGICAL UNIVERSITY KAKINADA
KAKINADA – 533 003, Andhra Pradesh, India

DEPARTMENT OF MECHANICAL ENGINEERING

II Year - II Semester		L	T	P	C
		3	0	0	3
DESIGN OF MACHINE MEMBERS – I					

Course Objectives:

1. The student shall gain appreciation and understanding of the design function in mechanical engineering, the steps involved in designing and the relation of design activity with manufacturing activity
2. Able to select proper materials to different machine elements based on their physical and mechanical properties.
3. Learn and understand of the different types of failure modes and criteria.
4. Procedure for the different machine elements such as fasteners, shafts, couplings, keys, axially loaded joints etc.
5. To be able to know standards in design.

UNIT – I

INTRODUCTION: General considerations in the design of Engineering Materials and their properties – selection – Manufacturing consideration in design – BIS codes of steels.

STRESSES IN MACHINE MEMBERS: Simple stresses – combined stresses – torsional and bending stresses – impact stresses – stress strain relation – various theories of failure – factor of safety – design for strength and rigidity – preferred numbers. the concept of stiffness in tension, bending, torsion and combined situations – static strength design based on fracture toughness.

UNIT – II

STRENGTH OF MACHINE ELEMENTS: Stress concentration – theoretical stress concentration factor – fatigue stress concentration factor notch sensitivity – design for fluctuating stresses – endurance limit – estimation of endurance strength – goodman's line – soderberg's line – modified goodman's line, Gerber's parabola.

UNIT – III

RIVETED AND WELDED JOINTS – design of joints with initial stresses – eccentric loading.

Bolted joints – design of bolts with pre-stresses – design of joints under eccentric loading – locking devices – bolts of uniform strength.

KEYS, COTTERS AND KNUCKLE JOINTS: Design of keys-stresses in keys-cotter joints-spigot and socket, sleeve and cotter, jib and cotter joints- knuckle joints.

UNIT – IV

SHAFTS: Design of solid and hollow shafts for strength and rigidity – design of shafts for combined bending and axial loads – shaft sizes – BIS code. Use of internal and external circlips, gaskets and seals (stationary & rotary).

SHAFT COUPLING: Rigid couplings – muff, split muff and flange couplings: rigid flanged coupling, protected rigid flanged coupling, Bushed pin type flexible coupling.



JAWAHARLAL NEHRU TECHNOLOGICAL UNIVERSITY KAKINADA
KAKINADA – 533 003, Andhra Pradesh, India

DEPARTMENT OF MECHANICAL ENGINEERING

UNIT – V

MECHANICAL SPRINGS:

Stresses and deflections of helical springs – extension -compression springs – springs for fatigue loading, energy storage capacity – helical torsion springs – co-axial springs, leaf springs.

Note: Design data book is NOT Permitted for examination

TEXT BOOKS:

1. Machine Design/ Shigley, J.E/McGraw Hill
2. Machine Design/V.B.Bhandari/ McGrawHill Education

REFERENCES:

1. Machine design / Schaum Series/McGrawHill Professional
2. Machine Design / Norton/ Pearson publishers
3. Machine design / NC Pandya & CS Shah/Charotar Publishing House Pvt. Limited

COURSE OUTCOMES:

Students must be able to

1. Calculate different stresses in the machine components subjected to various static loads, failures and suitability of a material for an engineering application.
2. Calculate dynamic stresses in the machine components subjected to variable loads.
3. Design riveted, welded, bolted joints, keys, cotters and knuckle joints subjected to static loads and their failure modes
4. Design the machine shafts and suggest suitable coupling for a given application.
5. Calculate stresses in different types of springs subjected to static loads and dynamic loads.



JAWAHARLAL NEHRU TECHNOLOGICAL UNIVERSITY KAKINADA
KAKINADA – 533 003, Andhra Pradesh, India

DEPARTMENT OF MECHANICAL ENGINEERING

II Year - II Semester		L	T	P	C
		0	0	3	1.5
FLUID MECHANICS & HYDRAULIC MACHINERY LAB					

Course Objective: To impart practical exposure on the performance evaluation methods of various flow measuring equipment and hydraulic turbines and pumps.

1. Impact of jets on Vanes.
2. Performance Test on Pelton Wheel.
3. Performance Test on Francis Turbine.
4. Performance Test on Kaplan Turbine.
5. Performance Test on Single Stage Centrifugal Pump.
6. Performance Test on Multi Stage Centrifugal Pump.
7. Performance Test on Reciprocating Pump.
8. Calibration of Venturimeter.
9. Calibration of Orifice meter.
10. Determination of friction factor for a given pipe line.
11. Determination of loss of head due to sudden contraction in a pipeline.
12. Turbine flow meter.



JAWAHARLAL NEHRU TECHNOLOGICAL UNIVERSITY KAKINADA
KAKINADA – 533 003, Andhra Pradesh, India

DEPARTMENT OF MECHANICAL ENGINEERING

II Year - II Semester		L	T	P	C
		0	0	3	1.5
MACHINE TOOLS LAB					

Course objectives:

The students are required to understand the parts of various machine tools and operate them. They are required to understand the different shapes of products that can be produced on these machine tools.

1. Introduction of general purpose machines -Lathe, Drilling machine, Milling machine, Shaper, Planing machine, Slotting machine, Cylindrical grinder, Surface grinder and Tool and cutter grinder.
2. Operations on Lathe machines
 - (i) Step turning and Knurling
 - (ii) Taper turning and Knurling
 - (iii) Thread cutting and knurling
 - (iv) Drilling and tapping
3. Operations on Drilling machine
 - (i) Drilling, reaming and tapping
 - (ii) Rectangular drilling
 - (iii) Circumferential drilling
4. Operations on Shaping machine
 - (i) Round to square
 - (ii) Round to Hexagonal
5. Operations on Slotter
 - (i) Keyway (T –slot)
 - (ii) Keyway cutting
6. Operations on milling machines
 - (i) Indexing
 - (ii) Gear manufacturing



JAWAHARLAL NEHRU TECHNOLOGICAL UNIVERSITY KAKINADA

KAKINADA – 533 003, Andhra Pradesh, India

DEPARTMENT OF MECHANICAL ENGINEERING

II Year - II Semester		L	T	P	C
		2	0	0	0
ESSENCE OF INDIAN TRADITIONAL KNOWLEDGE					

Course Objectives:

To facilitate the students with the concepts of Indian traditional knowledge and to make them understand the Importance of roots of knowledge system

- The course aim of the importing basic principle of third process reasoning and inference sustainability is at the course of Indian traditional knowledge system
- To understand the legal framework and traditional knowledge and biological diversity act 2002 and geographical indication act 2003
- The courses focus on traditional knowledge and intellectual property mechanism of traditional knowledge and protection
- To know the student traditional knowledge in different sector

Course Outcomes:

After completion of the course, students will be able to:

- Understand the concept of Traditional knowledge and its importance
- Know the need and importance of protecting traditional knowledge
- Know the various enactments related to the protection of traditional knowledge
- Understand the concepts of Intellectual property to protect the traditional knowledge

UNIT I

Introduction to traditional knowledge: Define traditional knowledge, nature and characteristics, scope and importance, kinds of traditional knowledge, the physical and social contexts in which traditional knowledge develop, the historical impact of social change on traditional knowledge systems. Indigenous Knowledge (IK), characteristics, traditional knowledge vis-à-vis indigenous knowledge, traditional knowledge Vs western knowledge traditional knowledge vis-à-vis formal knowledge

Learning Outcomes:

At the end of the unit, the student will able to:

- Understand the traditional knowledge.
- Contrast and compare characteristics importance kinds of traditional knowledge.
- Analyze physical and social contexts of traditional knowledge.
- Evaluate social change on traditional knowledge.

UNIT II

Protection of traditional knowledge: the need for protecting traditional knowledge Significance of TK Protection, value of TK in global economy, Role of Government to harness TK.

Learning Outcomes:

At the end of the unit, the student will able to:

- Know the need of protecting traditional knowledge.
- Apply significance of tk protection.
- Analyze the value of tk in global economy.
- Evaluate role of government



JAWAHARLAL NEHRU TECHNOLOGICAL UNIVERSITY KAKINADA

KAKINADA – 533 003, Andhra Pradesh, India

DEPARTMENT OF MECHANICAL ENGINEERING

UNIT III

Legal framework and TK: A: The Scheduled Tribes and Other Traditional Forest Dwellers (Recognition of Forest Rights) Act, 2006, Plant Varieties Protection and Farmers Rights Act, 2001 (PPVFR Act); B: The Biological Diversity Act 2002 and Rules 2004, the protection of traditional knowledge bill, 2016. Geographical indications act 2003.

Learning Outcomes:

At the end of the unit the student will able to:

- Understand legal framework of TK.
- Contrast and compare the ST and other traditional forest dwellers
- Analyze plant variant protections
- Evaluate farmers right act

UNIT IV

Traditional knowledge and intellectual property: Systems of traditional knowledge protection, Legal concepts for the protection of traditional knowledge, Certain non IPR mechanisms of traditional knowledge protection, Patents and traditional knowledge, Strategies to increase protection of traditional knowledge, global legal FORA for increasing protection of Indian Traditional Knowledge.

Learning Outcomes:

At the end of the unit, the student will able to:

- Understand TK and IPR
- Apply systems of TK protection.
- Analyze legal concepts for the protection of TK.
- Evaluate strategies to increase the protection of TK.

UNIT V

Traditional knowledge in different sectors: Traditional knowledge and engineering, Traditional medicine system, TK and biotechnology, TK in agriculture, Traditional societies depend on it for their food and healthcare needs, Importance of conservation and sustainable development of environment, Management of biodiversity, Food security of the country and protection of TK.

Learning Outcomes:

At the end of the unit, the student will able to:

- Know TK in different sectors.
- Apply TK in engineering.
- Analyze TK in various sectors.
- Evaluate food security and protection of TK in the country.

Reference Books:

- 1) Traditional Knowledge System in India, by Amit Jha, 2009.
- 2) Traditional Knowledge System and Technology in India by Basanta Kumar Mohanta and Vipin Kumar Singh, PratibhaPrakashan 2012.
- 3) Traditional Knowledge System in India by Amit Jha Atlantic publishers, 2002
- 4) "Knowledge Traditions and Practices of India" Kapil Kapoor, Michel Danino

e-Resources:

- 1) <https://www.youtube.com/watch?v=LZP1StpYEPM>
- 2) <http://nptel.ac.in/courses/121106003/>



JAWAHARLAL NEHRU TECHNOLOGICAL UNIVERSITY KAKINADA
KAKINADA – 533 003, Andhra Pradesh, India

DEPARTMENT OF MECHANICAL ENGINEERING

III Year - I Semester		L	T	P	C
		3	0	0	3
DYNAMICS OF MACHINERY					

Course Objectives:

1. To analyze the forces in clutches, brakes and dynamometers involving friction.
2. understand the effect gyroscopic couple in motor cycles, aeroplanes and ships.
3. To understand the static and dynamic force analysis of four bar and slider crank mechanisms.
4. To study the turning moment diagrams of reciprocating engines and to learn design procedure of a flywheel
5. To learn analytical and graphical methods for calculating balancing of rotary and reciprocating masses
6. Understanding of vibrations and its significance on engineering design.

UNIT – I

FRICTION: Inclined plane, friction of screw and nuts, pivot and collar, uniform pressure, uniform wear, friction circle and friction axis: lubricated surfaces, boundary friction, film lubrication.

CLUTCHES: Friction clutches- single disc or plate clutch, multiple disc clutch, cone clutch, centrifugal clutch.

BRAKES AND DYNAMOMETERS: Simple block brakes, internal expanding brake, band brake of vehicle. General description and operation of dynamometers: Prony, Rope brake, Epicyclic, Bevis Gibson and belt transmission,

UNIT – II

STATIC AND DYNAMIC FORCE ANALYSIS: Dynamic force analysis of four bar mechanism and slider crank mechanism, inertia torque, angular velocity and acceleration of connecting rod, crank effort
TURNING MOMENT DIAGRAMS: Turning moment diagrams – fluctuation of energy – fly wheels and their design.

UNIT-III

PRECESSION: Gyroscopes, effect of precession motion on the stability of moving vehicles such as motor car, motor cycle, aero planes and ships.

GOVERNERS: Watt, porter and proell governors, spring loaded governors – Hartnell and Hartung with auxiliary springs. sensitiveness, isochronism and hunting.

UNIT – IV

BALANCING: Balancing of rotating masses single and multiple – single and different planes, use analytical and graphical methods. Primary, secondary, and higher balancing of reciprocating masses. analytical and graphical methods, unbalanced forces and couples – examination of “V” multi cylinder in line and radial engines for primary and secondary balancing, locomotive balancing, hammer blow, swaying couple, variation of tractive effort.

UNIT – V

VIBRATIONS: Free Vibration of spring mass system –Natural frequency-types of damping – damped free vibration, Simple problems on forced damped vibration, vibration isolation and transmissibility transverse loads, vibrations of beams with concentrated and distributed loads. Dunkerly’s methods, Raleigh’s method, whirling of shafts, critical speeds, torsional vibrations, two and three rotor systems.



JAWAHARLAL NEHRU TECHNOLOGICAL UNIVERSITY KAKINADA
KAKINADA – 533 003, Andhra Pradesh, India

DEPARTMENT OF MECHANICAL ENGINEERING

Text Books :

1. Theory of Machines -S.S Rattan - Mc. Graw Hill
2. Theory of Mechanisms and Machines -Dr.Jagadish Lal - Metropolitan Pvt.Ltd .

References :

1. Mechanism and machine theory - JS Rao & RV Dukupati - New Age Publishers.
2. Theory of Machines - Shigley - McGrawHill Publishers
3. Theory of Machines - Thomas Bevan - Pearson Publishers

Course outcomes:

- (1) To compute the frictional losses and transmission in clutches, brakes and dynamometers
- (2) To determine the effect of gyroscopic couple in motor vehicles, ships and aeroplanes
- (3) To analyze the forces in four bar and slider crank mechanisms and design a flywheel
- (4) To determine the rotary unbalanced mass in reciprocating equipment
- (5) To determine the unbalanced forces and couples in reciprocating and radial engines
- (6) To determine the natural frequencies of discrete systems undergoing longitudinal, torsional and transverse vibrations.



JAWAHARLAL NEHRU TECHNOLOGICAL UNIVERSITY KAKINADA

KAKINADA – 533 003, Andhra Pradesh, India

DEPARTMENT OF MECHANICAL ENGINEERING

III Year - I Semester		L	T	P	C
		3	0	0	3
DESIGN OF MACHINE MEMBERS-II					

Course objectives

- This course gives the insight of slider and roller bearings and the life prediction.
- Learn to design I.C engine parts
- Design the mechanical systems for power transmission such as gears, belts, ropes, chains, keys and levers

UNIT – I

BEARINGS: Classification of bearings- applications, types of journal bearings – lubrication – bearing modulus – full and partial bearings – clearance ratio – heat dissipation of bearings, bearing materials – journal bearing design – ball and roller bearings – static loading of ball & roller bearings, bearing life.

UNIT – II

ENGINE PARTS: Connecting Rod: Thrust in connecting rod – stress due to whipping action on connecting rod ends – cranks and crank shafts, strength and proportions of over hung and center cranks – crank pins, crank shafts.

Pistons, forces acting on piston – construction design and proportions of piston, cylinder, cylinder liners,

UNIT – III

POWER TRANSMISSIONS SYSTEMS, PULLEYS: Transmission of power by belt and rope drives , transmission efficiencies, belts – flat and V types – ropes - pulleys for belt and rope drives, materials, chain drives

DESIGN OF POWER SCREWS: Design of screw, square ACME, buttress screws, design of nut, compound screw, differential screw, ball screw- possible failures.

UNIT – IV

SPUR & HELICAL GEAR DRIVES: Spur gears- helical gears – load concentration factor – dynamic load factor, surface compressive strength – bending strength – design analysis of spur gears – estimation of centre distance, module and face width, check for plastic deformation, check for dynamic and wear considerations.

UNIT – V

MACHINE TOOL ELEMENTS: Levers and brackets: design of levers – hand levers-foot lever – cranked lever – lever of a lever loaded safety valve- rocker arm straight – angular- design of a crank pin – brackets- hangers- wall boxes.

Wire Ropes: Construction, Designation, Stresses in wire ropes, rope sheaves and drums.

Design of curved Beams: introduction, stresses in curved beams, expression for radius of neutral axis for rectangular, circular, trapezoidal and t-section, design of crane hooks, c –clamps.

Note: Design data book is permitted for examination



JAWAHARLAL NEHRU TECHNOLOGICAL UNIVERSITY KAKINADA
KAKINADA – 533 003, Andhra Pradesh, India

DEPARTMENT OF MECHANICAL ENGINEERING

Text Books:

1. Machine Design/V.B.Bhandari/TMH Publishers
2. Machine Design/ NC Pandya & CS Shaw/ Charotar publishers
3. Design data book.

References:

1. Machine Design: An integrated Approach / R.L. Norton / Pearson Education
2. Mech. Engg. Design / JE Shigley/Tata McGraw Hill education
3. Design of machine elements- spots/Pearson Publications
4. Machine Design-Norton/Pearson Publications

Course outcomes: At the end of the course, The student will able to

1. Select the suitable bearing based on the application of the loads and predict the life of the bearing.
2. Design of IC Engines parts.
3. Design of power transmission elements such as gears, belts, chains, pulleys, ropes, levers and power screws.
4. Design spur & helical gear for different engineering applications.



JAWAHARLAL NEHRU TECHNOLOGICAL UNIVERSITY KAKINADA
KAKINADA – 533 003, Andhra Pradesh, India

DEPARTMENT OF MECHANICAL ENGINEERING

III Year - I Semester		L	T	P	C
		3	0	0	3
MECHANICAL MEASUREMENTS & METROLOGY					

Course objectives: The students will learn

1. Inspection of engineering parts with various precision instruments
2. Design of part, tolerances and fits
3. Principles of measuring instruments and gauges and their uses
4. Evaluation and inspection of surface roughness
5. Inspection of spur gear and thread elements
6. The methods of measurement of displacement, speed, acceleration, vibration, stress and strain, force, torque and power.

UNIT – I

Basic principles of measurement – measurement systems, generalized configuration and functional descriptions of measuring instruments – examples. dynamic performance characteristics – sources of error, classification and elimination of error.

MEASUREMENT OF DISPLACEMENT: Theory and construction of various transducers to measure displacement – piezo electric, inductive, capacitance, resistance, ionization and photo electric transducers, calibration procedures.

MEASUREMENT OF SPEED : Mechanical tachometers – electrical tachometers – stroboscope, noncontact type of tachometer

UNIT-II

STRESS STRAIN MEASUREMENTS : Various types of stress and strain measurements – electrical strain gauge – gauge factor – method of usage of resistance strain gauge for bending compressive and tensile strains – usage for measuring torque, strain gauge rosettes.

MEASUREMENT OF FORCE, TORQUE AND POWER- Elastic force meters, load cells, torsion meters, dynamometers.

MEASUREMENT OF ACCELERATION AND VIBRATION: Different simple instruments – principles of seismic instruments – Vibrometer and accelerometer using this principle.

UNIT-III

SYSTEMS OF LIMITS AND FITS: Introduction, nominal size, tolerance, limits, deviations, fits -Unilateral and bilateral tolerance system, hole and shaft basis systems- interchangeability, deterministic & statistical tolerances, selective assembly. International standard system of tolerances, selection of limits and tolerances for correct functioning.

LIMIT GAUGES:

Taylor's principle – design of go and no go gauges; plug, ring, snap, gap, taper, profile and position gauges.

UNIT-IV

LINEAR MEASUREMENT: Length standards, end standards, slip gauges- calibration of the slip gauges, dial indicators, micrometers.

MEASUREMENT OF ANGLES AND TAPERS:



JAWAHARLAL NEHRU TECHNOLOGICAL UNIVERSITY KAKINADA
KAKINADA – 533 003, Andhra Pradesh, India

DEPARTMENT OF MECHANICAL ENGINEERING

Different methods – bevel protractor, angle slip gauges- angle dekkor- spirit levels- sine bar- sine table, rollers and spheres used to measure angles and tapers.

OPTICAL MEASURING INSTRUMENTS: Tools maker's microscope and uses - autocollimators, optical projector, optical flats and their uses. Interferometry- Interference of light, Michelson's interferometer, NPL flatness interferometer, and NPL gauge interferometer.

COMPARATORS: Types - mechanical, optical , electrical and electronic, pneumatic comparators and their uses.

UNIT-V

SURFACE ROUGHNESS MEASUREMENT: Differences between surface roughness and surface waviness –Numerical assessment of surface finish-CLA, Rt., R.M.S. Rz, R10 values, Method of measurement of surface finish – Profilograph, Talysurf, ISI symbols for indication of surface finish.

GEAR MEASUREMENT: Nomenclature of gear tooth, tooth thickness measurement with gear tooth vernier & flange micro meter, pitch measurement, total composite error and tooth to tooth composite errors, rolling gear tester, involute profile checking.

SCREW THREAD MEASUREMENT: Elements of measurement – errors in screw threads- concept of virtual effective diameter, measurement of effective diameter, angle of thread and thread pitch, and profile thread gauges.

FLATNESS MEASUREMENT:

Measurement of flatness of surfaces- instruments used- straight edges- surface plates – auto collimator.

Text Books:

1. Engineering Metrology / R.K.Jain / Khanna Publishers
2. Measurement Systems: Applications & design / D.S Kumar/

References:

1. Measurement systems: Application and design/Doeblin Earnest. O. Adaptation/ TMH
- 2.Experimental Methods for Engineers / J.P.Holman/McGraw Hill
3. Mechanical and Industrial Measurements / R.K. Jain/ Khanna Publishers.
- 4.Instrumentation, measurement & analysis / B.C.Nakra & K.K.Choudhary/TMH
- 5.Engineering Metrology / Mahajan / Dhanpat Rai Publishers
6. Engineering Metrology / I.C.Gupta / Dhanpat Rai Publishers
7. Precision Engineering in Manufacturing / R.L.Murthy / New Age
8. Engineering Metrology and Measurements / NV Raghavendra, L Krishna murthy/ Oxford publishers.
9. Engineering Metrology / KL Narayana/Scitech publishers

Course outcomes: Students will be able to

CO1: Describe the construction and working principles of measuring instruments for measurement of displacement and speed and select appropriate instrument for a given application.

CO2: Describe the construction and working principles of measuring instruments for strain, force, Torque, power, acceleration and Vibration and select appropriate instrument for a given application.

CO3: Explain shaft basis system and hole basis systems for fits and represent tolerances for a given fit as per the shaft basis system and hole basis system and design limit gauges based on the tolerances for quality check in mass production.



JAWAHARLAL NEHRU TECHNOLOGICAL UNIVERSITY KAKINADA
KAKINADA – 533 003, Andhra Pradesh, India

DEPARTMENT OF MECHANICAL ENGINEERING

CO4: Explain methods for linear, angle and flatness measurements and select a suitable method and its relevant instrument for a given application.

CO5: To measure the threads, gear tooth profiles, surface roughness and flatness using appropriate instruments and analyze the data.



JAWAHARLAL NEHRU TECHNOLOGICAL UNIVERSITY KAKINADA

KAKINADA – 533 003, Andhra Pradesh, India

DEPARTMENT OF MECHANICAL ENGINEERING

III Year - I Semester		L	T	P	C
		3	0	0	3
MANAGERIAL ECONOMICS AND FINANCIAL ACCOUNTANCY					

Course Objectives:

- The Learning objectives of this paper are to understand the concept and nature of Managerial Economics and its relationship with other disciplines and also to understand the Concept of Demand and Demand forecasting.
- To familiarize about the Production function, Input Output relationship, Cost-Output relationship and Cost-Volume-Profit Analysis.
- To understand the nature of markets, Methods of Pricing in the different market structures and to know the different forms of Business organization and the concept of Business Cycles.
- To learn different Accounting Systems, preparation of Financial Statement and uses of different tools for performance evaluation.
- Finally, it is also to understand the concept of Capital, Capital Budgeting and the techniques used to evaluate Capital Budgeting proposals.

Unit-I

Introduction to Managerial Economics and demand Analysis:

Definition of Managerial Economics –Scope of Managerial Economics and its relationship with other subjects –Concept of Demand, Types of Demand, Determinants of Demand- Demand schedule, Demand curve, Law of Demand and its limitations- Elasticity of Demand, Types of Elasticity of Demand and Measurement- Demand forecasting and Methods of forecasting, Concept of Supply and Law of Supply.

Unit – II:

Theories of Production and Cost Analyses:

Theories of Production function- Law of Variable proportions-Isoquants and Isocosts and choice of least cost factor combination-Concepts of Returns to scale and Economies of scale-Different cost concepts: opportunity costs, explicit and implicit costs-Fixed costs, Variable Costs and Total costs –Cost –Volume-Profit analysis-Determination of Breakeven point(problems)-Managerial significance and limitations of Breakeven point.

Unit – III:

Introduction to Markets, Theories of the Firm & Pricing Policies:

Market Structures: Perfect Competition, Monopoly, Monopolistic competition and Oligopoly – Features – Price and Output Determination – Managerial Theories of firm: Marris and Williamson's models – other Methods of Pricing: Average cost pricing, Limit Pricing, Market Skimming Pricing, Internet Pricing: (Flat Rate Pricing, Usage sensitive pricing) and Priority Pricing, Business Cycles : Meaning and Features – Phases of a Business Cycle. Features and Evaluation of Sole Trader, Partnership, Joint Stock Company – State/Public Enterprises and their forms.



JAWAHARLAL NEHRU TECHNOLOGICAL UNIVERSITY KAKINADA
KAKINADA – 533 003, Andhra Pradesh, India

DEPARTMENT OF MECHANICAL ENGINEERING

Unit – IV:

Introduction to Accounting & Financing Analysis:

Introduction to Double Entry System, Journal, Ledger, Trail Balance and Preparation of Final Accounts with adjustments – Preparation of Financial Statements-Analysis and Interpretation of Financial Statements-Ratio Analysis – Preparation of Funds flow and cash flow analysis (Problems)

Unit – V:

Capital and Capital Budgeting: Capital Budgeting: Meaning of Capital-Capitalization-Meaning of Capital Budgeting-Time value of money- Methods of appraising Project profitability: Traditional Methods(pay back period, accounting rate of return) and modern methods(Discounted cash flow method, Net Present Value method, Internal Rate of Return Method and Profitability Index)

Course Outcomes:

- The Learner is equipped with the knowledge of estimating the Demand and demand elasticities for a product.
- The knowledge of understanding of the Input-Output-Cost relationships and estimation of the least cost combination of inputs.
- The pupil is also ready to understand the nature of different markets and Price Output determination under various market conditions and also to have the knowledge of different Business Units.
- The Learner is able to prepare Financial Statements and the usage of various Accounting tools for Analysis.
- The Learner can able to evaluate various investment project proposals with the help of capital budgeting techniques for decision making.

TEXT BOOKS:

A R Aryasri, Managerial Economics and Financial Analysis, The McGraw – Hill companies.

REFERENCES:

1. Varshney R.L, K.L Maheswari, Managerial Economics, S. Chand & Company Ltd,
2. JL Pappas and EF Brigham, Managerial Economics, Holt, R & W; New edition edition
3. N.P Srinivasn and M. SakthivelMurugan, Accounting for Management, S. Chand & Company Ltd,
4. Maheswari S.N, An Introduction to Accountancy, Vikas Publishing House Pvt Ltd
5. I.M Pandey, Financial Management , Vikas Publishing House Pvt Ltd
6. V. Maheswari, Managerial Economics, S. Chand & Company Ltd,



JAWAHARLAL NEHRU TECHNOLOGICAL UNIVERSITY KAKINADA
KAKINADA – 533 003, Andhra Pradesh, India

DEPARTMENT OF MECHANICAL ENGINEERING

III Year - I Semester		L	T	P	C
		3	0	0	3
IC ENGINES & GAS TURBINES					

Learning Objectives:

- (1) To make the student learn and understand the reasons and affects of various losses that occur in the actual engine operation.
- (2) To familiarize the student with the various engine systems along with their function and necessity.
- (3) To learn about normal combustion phenomenon and knocking in S.I. and C.I. Engines and to find the several engine operating parameters that affect the smooth engine operation.
- (4) To make the student learn to perform testing on S.I and C.I Engines for the calculations of performance and emission parameters.

UNIT – I

Air standard Cycles: otto, diesel and dual cycles, its comparison, Brayton cycle

Actual Cycles and their Analysis: Introduction, Comparison of Air Standard and Actual Cycles, Time Loss Factor, Heat Loss Factor, Exhaust Blowdown-Loss due to Gas exchange process, Volumetric Efficiency. Loss due to Rubbing Friction, Actual and Fuel-Air Cycles of CI Engines.

UNIT – II

I. C. ENGINES : Classification - Working principles, Valve and Port Timing Diagrams, - Engine systems – Fuel, Carburettor, Fuel Injection System, Ignition, Cooling and Lubrication, principle of wankle engine, principles of supercharging and turbo charging.

UNIT – III

Combustion in S.I. Engines : Normal Combustion and abnormal combustion – Importance of flame speed and effect of engine variables – Types of Abnormal combustion, pre-ignition and knocking (explanation of) – Fuel requirements and fuel rating, anti knock additives – combustion chamber – requirements, types.

Combustion in C.I. Engines : Four stages of combustion – Delay period and its importance – Effect of engine variables – Diesel Knock– Need for air movement, suction, compression and combustion induced turbulence – open and divided combustion chambers and nozzles used – fuel requirements and fuel rating.

UNIT – IV

Measurement, Testing and Performance: Parameters of performance - measurement of cylinder pressure, fuel consumption, air intake, exhaust gas composition, Brake power – Determination of frictional losses and indicated power – Performance test – Heat balance sheet and chart.

UNIT – V

GAS TURBINES: Simple gas turbine plant – ideal cycle, essential components – parameters of performance – actual cycle – regeneration, inter cooling and reheating –closed cycle type gas turbines.

JET PROPULSION : Principle of operation –classification of jet propulsive engines – working principles with schematic diagrams and representation on t-s diagram - thrust, thrust power and propulsion efficiency – turbo jet engines – needs and demands met by turbo jet – schematic diagram, thermodynamic cycle, performance evaluation (Definitions and Simple Problems).

ROCKETS: Application – working principle – classification – propellant type – thrust, propulsive efficiency – specific impulse – solid and liquid propellant rocket engines (only Theoretical concepts).



JAWAHARLAL NEHRU TECHNOLOGICAL UNIVERSITY KAKINADA
KAKINADA – 533 003, Andhra Pradesh, India

DEPARTMENT OF MECHANICAL ENGINEERING

Text Books:

1. I.C. Engines - V. Ganesan- Tata McGraw Hill Publishers
2. Gas Turbines – V.Ganesan – Tata McGraw Hill Publishers

References:

1. Thermal Engineering - Mahesh Rathore- McGraw Hill publishers
2. I.C.Engines–AppliedThermosciences–C.R.Ferguson&A.T.Kirkpatrick-2ndEdition-Wiley Publ
3. I.C. Engines - J.B.Heywood /McGrawHill.
4. Heat engines, Vasandani & Kumar - Thermal publications
5. Gas Turbine Theory – HIH Saravanamuttoo, Cohen, Rogers –Pearson Publishers

Course Outcomes: Student must able to,

- CO1: Derive the actual cycle from fuel-air cycle and air- standard cycle for all practical applications.
CO2: Explain working principle and various components of IC engine
CO3: Explain combustion phenomenon of CI and SI engines and their impact on engine variables.
CO4: Analyze the performance of an IC engine based on the performance parameters.
CO5: Explain the cycles and systems of a gas turbine and determine the efficiency of gas turbine.
CO6: Explain the applications and working principle of rockets and jet propulsion.



JAWAHARLAL NEHRU TECHNOLOGICAL UNIVERSITY KAKINADA
KAKINADA – 533 003, Andhra Pradesh, India

DEPARTMENT OF MECHANICAL ENGINEERING

III Year - I Semester		L	T	P	C
		0	0	3	1.5
THERMAL ENGINEERING LAB					

Course objective: To provide hands on experience in operating various types of internal combustion engines and understand their functioning and performance.

Note: The students have to perform minimum 10 Experiments.

1. I.C. Engines valve and port timing diagrams.
2. Testing of Fuels – Viscosity, flash point/fire point, carbon residue, calorific value.
3. I.C. Engine performance test and Exhaust emission measurements (4 -stroke diesel engine)
4. I.C. Engine performance test and Exhaust emission measurements (2-stroke petrol engine)
5. Evaluation of friction power by conducting Morse test on 4-stroke multi cylinder engine.
6. Determination of Friction Power by retardation or motoring test on IC engine.
7. I.C. Engine heat balance at different loads and show the heat distribution curve.
8. Economical speed test of an IC engine.
9. Performance test on variable compression ratio engines.
10. Performance test on reciprocating air compressor unit.
11. Dis-assembly / assembly of different parts of two wheelers. 3 wheelers & 4 wheelers. Tractor & Heavy duty engines covering 2-stroke and 4 stroke, SI and CI engines.
12. Study of boilers, mountings and accessories.



JAWAHARLAL NEHRU TECHNOLOGICAL UNIVERSITY KAKINADA
KAKINADA – 533 003, Andhra Pradesh, India

DEPARTMENT OF MECHANICAL ENGINEERING

III Year - I Semester		L	T	P	C
		0	0	3	1.5
THEORY OF MACHINES LAB					

1. To determine whirling speed of shaft theoretically and experimentally.
2. To determine the position of sleeve against controlling force and speed of a Hartnell governor and to plot the characteristic curve of radius of rotation.
3. To analyse the motion of a motorized gyroscope when the couple is applied along its spin axis
4. To determine the frequency of undamped free vibration of an equivalent spring mass system.
5. To determine the frequency of damped force vibration of a spring mass system
6. To study the static and dynamic balancing using rigid blocks.
7. To find the moment of inertia of a flywheel
8. To plot follower displacement vs cam rotation for various Cam Follower systems.
9. To plot slider displacement, velocity and acceleration against crank rotation for single slider crank mechanism/Four bar mechanism
10. To find coefficient of friction between belt and pulley.
11. To study simple and compound screw jack and determine the mechanical advantage , velocity ratio and efficiency
12. To study various types of gears- Spur, Helical, Worm and Bevel Gears



JAWAHARLAL NEHRU TECHNOLOGICAL UNIVERSITY KAKINADA
KAKINADA – 533 003, Andhra Pradesh, India

DEPARTMENT OF MECHANICAL ENGINEERING

III Year - I Semester	L	T	P	C
	0	0	3	1.5
MECHANICAL MEASUREMENTS & METROLOGY LAB				

Course Objectives:

- (1) The Metrology Lab course is designed for measuring and gauging instruments for inspection of precision linear, geometric forms, angular and surface finish measurements. The student can learn the measurements with and calibration of instruments.
- (2) Mechanical Measurements lab introduces the students with the theory and methods for conducting experimental work in the laboratory and calibration of various instruments for measuring pressure, temperature, displacement, speed, vibration etc.

Note: The students have to conduct at least 8 experiments from each lab

METROLOGY LAB

1. Measurement of lengths, heights, diameters by vernier calipers, micrometers etc.
2. Measurement of bores by internal micrometers and dial bore indicators.
3. Use of gear tooth vernier caliper for tooth thickness inspection and flange micro meter for checking the chordal thickness of spur gear.
4. Measurement using Mechanical comparator.
5. Measurements using Optical Projector.
6. Measurement of alignment using Autocollimator.
7. Angle and taper measurements with bevel protractor, Sine bar, rollers and balls.
8. Use of spirit level in finding the straightness of a bed and flatness of a surface.
9. Thread inspection with two wire/ three wire method & tool makers microscope.
10. Surface roughness measurement with roughness measuring instrument.

MECHANICAL MEASUREMENTS LAB

1. Calibration of pressure gauge.
2. Calibration of transducer for temperature measurement.
3. Study and calibration of LVDT transducer for displacement measurement.
4. Calibration of strain gauge.
5. Calibration of thermocouple.
6. Calibration of capacitive transducer.
7. Study and calibration of photo and magnetic speed pickups.
8. Calibration of resistance temperature detector.
9. Study and calibration of a rotameter.
10. Study and use of a seismic pickup for the measurement of vibration amplitude of an engine bed at various loads.
11. Study and calibration of McLeod gauge for low pressure.

Course outcomes:

Metrology Lab

Student will become familiar with the different instruments that are available for linear, angular, roundness and roughness measurements they will be able to select and use the appropriate measuring instrument according to a specific requirement (in terms of accuracy, etc)

MECHANICAL MEASUREMENTS LAB



JAWAHARLAL NEHRU TECHNOLOGICAL UNIVERSITY KAKINADA
KAKINADA – 533 003, Andhra Pradesh, India

DEPARTMENT OF MECHANICAL ENGINEERING

Students will be able to select proper measuring instrument and know requirement of calibration, errors in measurement etc. They can perform accurate measurements.



JAWAHARLAL NEHRU TECHNOLOGICAL UNIVERSITY KAKINADA

KAKINADA – 533 003, Andhra Pradesh, India

DEPARTMENT OF MECHANICAL ENGINEERING

III Year - I Semester		L	T	P	C
		0	0	0	0.5
SOCIALLY RELEVANT PROJECT					

Student can choose any one of the given below / any other socially relevant problem and work on it to produce a project document.

1. Water Conservation Related Works
2. Swatch Bharath (Internal External)
3. Helping police
4. Traffic monitoring
5. Teaching Rural Kids (Sarva siksha Abhiyan)
6. Street light monitoring
7. Electricity Conservation
8. Solar panel utilization
9. E- policing & cyber solution
10. Pollution
11. Any social related



JAWAHARLAL NEHRU TECHNOLOGICAL UNIVERSITY KAKINADA
KAKINADA – 533 003, Andhra Pradesh, India

DEPARTMENT OF MECHANICAL ENGINEERING

III Year - II Semester		L	T	P	C
		3	0	0	3
OPERATIONS RESEARCH					

Course Objectives:

The objective of the course is to understand the availability of resources and constraints in an industry and optimize them through the applications of appropriate resource management tools.

UNIT – I

Development – definition– characteristics and phases – operation research models – applications.

LINEAR PROGRAMMING: problem formulation – graphical solution – simplex method – artificial variables techniques -two–phase method, big-M method – duality principle.

UNIT – II

TRANSPORTATION PROBLEM: Formulation – optimal solution, unbalanced transportation problem – degeneracy, assignment problem – formulation – optimal solution - variants of assignment problem- traveling salesman problem.

SEQUENCING – Introduction – flow –shop sequencing – n jobs through two machines – n jobs through three machines – job shop sequencing – two jobs through ‘m’ machines.

UNIT – III

REPLACEMENT: Introduction – replacement of items that deteriorate with time – when money value is not counted and counted – replacement of items that fail completely, group replacement.

UNIT – IV

THEORY OF GAMES: Introduction to decision theory – mini. max (max. mini) – criterion and optimal strategy – solution of games with saddle points – rectangular games without saddle points – 2×2 games – dominance principle – $m \times 2$ & $2 \times n$ games -graphical method.

WAITING LINES: Introduction to Kendall's notation–classification of queuing models, single channel – with infinite population and finite population models– multichannel – with infinite population.

UNIT – V

Network Analysis: Project planning, scheduling and controlling – tools for project management – critical path method – programme evaluation and review technique (PERT) – cost analysis and crashing – resource leveling – updating.

TEXT BOOKS:

1. Operations Research-An Introduction/Hamdy A Taha/Pearson publishers
2. Operations Research –Theory & publications / S.D.Sharma-Kedarnath/McMillan publishers India Ltd

REFERENCES:

1. Introduction to O.R/Hiller & Libermann/TMH
2. Operations Research /A.M.Natarajan,P.Balasubramani,A. Tamilarasi/Pearson Education.
3. Operations Research: Methods & Problems / Maurice Saseini, Arthur Yaspan & Lawrence Friedman/Wiley
4. Operations Research / R.Pannerselvam/ PHI Publications.
5. Operations Research / Wagner/ PHI Publications.



JAWAHARLAL NEHRU TECHNOLOGICAL UNIVERSITY KAKINADA
KAKINADA – 533 003, Andhra Pradesh, India

DEPARTMENT OF MECHANICAL ENGINEERING

6. Operation Research /J.K.Sharma/MacMilan Publ.
7. Operations Research/ Pai/ Oxford Publications
8. Operations Research/S Kalavathy / Vikas Publishers
9. Operations Research / DS Cheema/University Science Press
- 10.Operations Research / Ravindran, Philips, Solberg / Wiley publishers

Course Outcomes:

After studying the course, the students are able to

1. Formulate the resource management problems and identify appropriate methods to solve them
2. Apply LPP, transportation and assignment models to optimize the industrial resources
3. Solve decision theory problems through the application of game theory
4. Apply the replacement and queuing models to increase the efficiency of the system
5. Model the project management problems through CPM and PERT



JAWAHARLAL NEHRU TECHNOLOGICAL UNIVERSITY KAKINADA
KAKINADA – 533 003, Andhra Pradesh, India

DEPARTMENT OF MECHANICAL ENGINEERING

III Year - II Semester		L	T	P	C
		3	0	0	3
HEAT TRANSFER					

Course Objective: To understand different modes of heat transfer and apply these basics in the design of thermal systems

UNIT – I:

Introduction: Modes and mechanisms of heat transfer – Basic laws of heat transfer –General discussion about applications of heat transfer.

Conduction Heat Transfer: Fourier rate equation – General heat conduction equation in Cartesian, Cylindrical and Spherical coordinates – simplification and forms of the field equation – steady, unsteady and periodic heat transfer – Initial and boundary conditions

One Dimensional Steady State Conduction Heat Transfer: Homogeneous slabs, hollow cylinders and spheres- Composite systems– overall heat transfer coefficient – Electrical analogy – Critical radius of insulation

UNIT – II:

One Dimensional Steady State Conduction Heat Transfer: Variable Thermal conductivity – systems with heat sources or Heat generation-Extended surface (fins) Heat Transfer – Long Fin, Fin with insulated tip and Short Fin, Application to error measurement of Temperature

One Dimensional Transient Conduction Heat Transfer: Systems with negligible internal resistance – Significance of Biot and Fourier Numbers –Infinite bodies- Chart solutions of transient conduction systems- Concept of Semi infinite body.

UNIT – III:

Convective Heat Transfer: Classification of systems based on causation of flow, condition of flow, configuration of flow and medium of flow – Dimensional analysis as a tool for experimental investigation – Buckingham Π Theorem and method, application for developing semi – empirical non- dimensional correlation for convection heat transfer – Significance of non-dimensional numbers – Concepts of Continuity, Momentum and Energy Equations.

Forced convection: External Flows: Concepts about hydrodynamic and thermal boundary layer and use of empirical correlations for convective heat transfer -Flat plates and Cylinders.

Internal Flows: Concepts about Hydrodynamic and Thermal Entry Lengths – Division of internal flow based on this –Use of empirical relations for Horizontal Pipe Flow and annulus flow.

UNIT – IV:

Free Convection: Development of Hydrodynamic and thermal boundary layer along a vertical plate - Use of empirical relations for Vertical plates and pipes.

Heat Exchangers: Classification of heat exchangers – overall heat transfer Coefficient and fouling factor – Concepts of LMTD and NTU methods - Problems using LMTD and NTU methods.

UNIT V:

Heat Transfer with Phase Change:

Boiling: – Pool boiling – Regimes – Calculations on Nucleate boiling, Critical Heat flux and Film boiling

Condensation: Film wise and drop wise condensation –Nusselt’s Theory of Condensation on a vertical plate - Film condensation on vertical and horizontal cylinders using empirical correlations.

Radiation Heat Transfer : Emission characteristics and laws of black-body radiation – Irradiation – total and monochromatic quantities – laws of Planck, Wien, Kirchoff, Lambert, Stefan and Boltzmann– heat exchange between two black bodies – concepts of shape factor – Emissivity – heat exchange between grey bodies – radiation shields – electrical analogy for radiation networks.

TEXT BOOKS:

1. Heat Transfer by HOLMAN, Tata McgrawHill



JAWAHARLAL NEHRU TECHNOLOGICAL UNIVERSITY KAKINADA
KAKINADA – 533 003, Andhra Pradesh, India

DEPARTMENT OF MECHANICAL ENGINEERING

2. Heat Transfer by P.K.Nag, TMH

REFERENCE BOOKS:

1. Fundamentals of Heat Transfer by Incropera & Dewitt, John wiley
2. Fundamentals of Engineering, Heat& Mass Transfer by R.C.Sachdeva, NewAge.
3. Heat& Mass Transfer by Amit Pal – Pearson Publishers
4. Heat Transfer by Ghosh dastidar, Oxford University press.
5. Heat Transfer by a Practical Approach, YunusCengel, Boles, TMH
6. Engineering Heat and Mass Transfer by Sarit K. Das, DhanpatRai Pub

Note: Heat and Mass transfer Data Book by C P Kothandaraman and Subrahmanyam is used to design and analyze various thermal processes and thermal equipment.

Course Outcomes: At the end of the course, the student should be able to

CO1: Compute rate of heat transfer for 1D, steady state composite systems without heat generation.

CO2: Analyze the system with heat generation, variable thermal conductivity, fins and 1D transient conduction heat transfer problems.

CO3: Develop the empirical equations for forced convection problems by using Buckingham's pi theorem.

CO4: Compute the rate of heat transfer for natural convection systems and design and analysis of heat exchangers.

CO5: Solve the heat transfer systems with phase change and radiation.



JAWAHARLAL NEHRU TECHNOLOGICAL UNIVERSITY KAKINADA
KAKINADA – 533 003, Andhra Pradesh, India

DEPARTMENT OF MECHANICAL ENGINEERING

III Year - II Semester	L	T	P	C
	3	0	0	3
CAD/CAM				

Course Objectives:

The general objectives of the course are to enable the students to

1. Understand the basic fundamentals of computer aided design and manufacturing.
2. To learn 2D & 3D transformations of the basic entities like line, circle, ellipse etc
3. To understand the different geometric modeling techniques like solid modeling, surface modeling, feature based modeling etc. and to visualize how the components look like before its manufacturing or fabrication
4. To learn the part programming, importance of group technology, computer aided process planning, computer aided quality control
5. To learn the overall configuration and elements of computer integrated manufacturing systems.

UNIT – I

Introduction to CAD/CAM, product cycle, CAD / CAM Hardware, basic structure.

COMPUTER GRAPHICS: Raster scan graphics coordinate system, database structure for graphics modeling, transformation of geometry, 2D and 3D transformations, mathematics of projections, clipping, hidden surface removal.

UNIT – II

GEOMETRIC MODELING: Requirements, geometric models, geometric construction models, curve representation methods, parametric representation of various curves: cubic spline, bezier curves. surface representation methods, Solid modelling.

UNIT – III

PART PROGRAMMING FOR NC MACHINES: NC, NC modes, NC elements, CNC machine tools, structure of CNC machine tools, features of Machining center, turning center, CNC Part Programming: fundamentals, manual part programming methods, Computer Aided Part Programming. Direct Numerical Control, Adaptive Control.

UNIT – IV

GROUP TECHNOLOGY: Part family, coding and classification, production flow analysis, types and advantages. Computer aided processes planning – importance, types. FMS- Introduction, Equipment, Tool management systems, Layouts, FMS Control

UNIT – V

COMPUTER INTEGRATED MANUFACTURING SYSTEMS: Types of manufacturing systems, machine tools and related equipment, material handling systems, material requirement planning, computer control systems, human labor in manufacturing systems, CIMS benefits.

COMPUTER AIDED QUALITY CONTROL: Terminology used in quality control, use of computers in Quality control. Inspection methods- contact and noncontact types, computer aided testing, integration of CAQC with CAD/CAM.



JAWAHARLAL NEHRU TECHNOLOGICAL UNIVERSITY KAKINADA
KAKINADA – 533 003, Andhra Pradesh, India

DEPARTMENT OF MECHANICAL ENGINEERING

Text Books:

1. CAD / CAM Principles and Applications/PN Rao / McGraw-Hill
2. Automation, Production systems & Computer integrated Manufacturing/ M.P. Groover/Pearson Education

References:

1. Mastering CAD / CAM / Ibrahim Zeid / McGraw-Hill
2. Principles of Computer Aided Design and Manufacturing / Farid Amirouche / Pearson
3. Computer Numerical Control Concepts and programming / Warren S Seames / Thomson learning, Inc
4. Product manufacturing and cost estimation using CAD/CAE/ Kuang Hua Chang/Elsevier Publishers

Course Outcomes:

At the end of the course the students shall be able to:

1. Describe the mathematical basis in the technique of representation of geometric entities including points, lines, and parametric curves, surfaces and solid, and the technique of transformation of geometric entities using transformation matrix
2. Describe the use of GT and CAPP for the product development
3. Identify the various elements and their activities in the Computer Integrated Manufacturing Systems.



JAWAHARLAL NEHRU TECHNOLOGICAL UNIVERSITY KAKINADA
KAKINADA – 533 003, Andhra Pradesh, India

DEPARTMENT OF MECHANICAL ENGINEERING

III Year - II Semester		L	T	P	C
		3	0	0	3
COMPOSITE MATERIALS					

Course Objective: The prime objective of this course is to introduce, classify, and process composite materials which are novel and widely applied materials. The applications of composite materials that would suit the requirements are also dealt in detail as an integral part.

UNIT - I

Introduction: Definition – Classification of Composite materials based on structure and matrix. Advantages and disadvantages application of composites based on structure – Functional requirements of reinforcement and matrix. Effect of reinforcement (size, shape, distribution, volume fraction) on overall composite performance.

UNIT - II

Reinforcements: Preparation, properties and applications of glass fibers, carbon fibers, Kevlar fibers and Boron fibers. Properties and applications of whiskers, particle reinforcements. Mechanical behavior of composites; Rule of mixtures, Inverse rule of mixtures. Loading under Isostrain and Isostress conditions.

UNIT - III

Manufacturing of Polymer matrix composites; Preparation of Moulding compounds and prepregs – hand lay-up method – Autoclave method – Filament winding method – Compression moulding – Reaction injection moulding. Properties and applications

UNIT - IV

Manufacturing of Metal Matrix Composites; Casting – Solid State diffusion technique, Cladding – Hot isostatic pressing. Properties and applications polymer composites

UNIT - V

Nanocomposites:- Synthesis, properties and characterization, advantages and disadvantages over conventional composites , applications of nano composites.

TEXT BOOKS:

1. Composite Materials – K. K. Chawla
2. Materials Science and Engineering, An introduction. WD Callister, Jr., Adapted by R. Balasubramaniam, John Wiley & Sons, NY, Indian edition, 2007

REFERENCE:

1. Composite Materials Science and Applications – Deborah D.L. Chung
2. Composite Materials Design and Applications – Danial Gay, Suong V. Hoa, and Stephen W. Tasi

Course Outcomes:

After learning the course the students should be able to

1. Explain various composite materials with their constituents, advantages, limitations and applications
2. Enumerate different reinforcements with their application.
3. Describe various manufacturing methods of polymer and metal matrix composites materials.
4. Describe various manufacturing methods of metal matrix composites materials and their applications.
5. Explain the synthesis and characterization procedures of nanocomposites.



JAWAHARLAL NEHRU TECHNOLOGICAL UNIVERSITY KAKINADA

KAKINADA – 533 003, Andhra Pradesh, India

DEPARTMENT OF MECHANICAL ENGINEERING

III Year - II Semester		L	T	P	C
		3	0	0	3
REFRIGERATION AND AIR CONDITIONING					

Course Objective: To apply the principles of Thermodynamics to analyse different types of refrigeration and air conditioning systems and to understand the functionality of the major components.

UNIT – I:

Introduction to Refrigeration: - Necessity and applications – Unit of refrigeration and C.O.P. – Mechanical Refrigeration – Types of Ideal cycle of refrigeration.

Air Refrigeration: Bell Coleman cycle and Brayton Cycle, Open and Dense air systems – Actual air refrigeration system – Refrigeration needs of Aircrafts- Air systems – Actual Air refrigeration system – Refrigeration needs of Aircrafts – Application of Air Refrigeration, Justification – Types of systems – Problems.

UNIT – II:

Vapour compression refrigeration – working principle and essential components of the plant – Simple Vapour compression refrigeration cycle – COP – Representation of cycle on T-S and p-h charts – effect of sub cooling and super heating – cycle analysis – Actual cycle Influence of various parameters on system performance – Use of p-h charts – Problems.

UNIT III:

System Components: Compressors – General classification – comparison – Advantages and Disadvantages.

Condensers – classification – Working Principles, Evaporators – classification – Working Principles

Expansion devices – Types – Working Principles,

Refrigerants: Desirable properties – common refrigerants used – Nomenclature – Ozone Depletion – Global Warming – Azeotropes and Zeotropes

UNIT IV:

Vapor Absorption System – Calculation of max COP – description and working of NH₃ – water system – Li – Br system. Principle of operation Three Fluid absorption system, salient features.

Steam Jet Refrigeration System – Working Principle and Basic Components

Principle and operation of (i) Thermoelectric refrigerator (ii) Vortex tube or Hilsch tube.

UNIT – V:

Introduction to Air Conditioning:

Psychometric Properties & Processes – Sensible and latent heat loads – Characterization – Need for Ventilation, Consideration of Infiltration – Load concepts of RSHF, ASHF, ESHF and ADP.

Concept of human comfort and effective temperature – Comfort Air conditioning – Industrial air conditioning and Requirements – Air conditioning Load Calculations.

Air Conditioning systems - Classification of equipment, cooling, heating humidification and dehumidification, filters, grills and registers, deodorants, fans and blowers.

Heat Pump – Heat sources – different heat pump circuits – Applications.

TEXT BOOKS:

1. A Course in Refrigeration and Air conditioning - SC Arora & Domkundwar, Dhanpatrai Rai Publishers
2. Refrigeration and Air Conditioning - CP Arora, Tata McGraw Hill

REFERENCE BOOKS:

1. Refrigeration and Air Conditioning - Manohar Prasad, New Age
2. Principles of Refrigeration - Dossat, Pearson Education



JAWAHARLAL NEHRU TECHNOLOGICAL UNIVERSITY KAKINADA
KAKINADA – 533 003, Andhra Pradesh, India

DEPARTMENT OF MECHANICAL ENGINEERING

3. Basic Refrigeration and Air-Conditioning- Ananthanarayanan, TMH

Course Outcomes: At the end of the course, the student should be able to

- Differentiate between different types of refrigeration systems with respect to engineering applications
- Thermodynamically analyse refrigeration and air conditioning systems and evaluate performance parameters
- Apply the principles of Psychrometrics to design the air conditioning loads for the industrial applications
- perform cooling load calculations and select the appropriate process and equipment for the required comfort and industrial air-conditioning.



JAWAHARLAL NEHRU TECHNOLOGICAL UNIVERSITY KAKINADA
KAKINADA – 533 003, Andhra Pradesh, India

DEPARTMENT OF MECHANICAL ENGINEERING

Course outcomes:

After studying the course, the students are able to

- Understand the characteristics and importance of different types of unconventional machining processes
- Identify the appropriate unconventional machining process for the implementation in a typical industrial scenario based on the applications
- Understand the significance of tools and resources used for machining the components in unconventional machining
- Machine the components through ECM / EDM and other machining processes
- Perform experiments in the advanced unconventional machining processes such as laser beam machining and electron beam machining



JAWAHARLAL NEHRU TECHNOLOGICAL UNIVERSITY KAKINADA
KAKINADA – 533 003, Andhra Pradesh, India

DEPARTMENT OF MECHANICAL ENGINEERING

III Year - II Semester		L	T	P	C
		3	0	0	3
ADVANCED MECHANICS OF SOLIDS					

COURSE OBJECTIVES:

- To understand the concept of theory of elasticity equations for solving various engineering problems
- To study the failure modes of different structural members.
- To analyse the internal stresses in curved beams and beams subjected to un-symmetrical bending.
- To understand the deformations and stresses in non circular cross section members with torsional loading.

UNIT I

Theories of stress and strain, Definition of stress at a point, stress notation, principal stresses, other properties, differential equations of motion of a deformable body, deformation of a deformable body, strain theory, principal strains, strain of a volume element, small displacement theory.

UNIT II

Failure criteria: Modes of failure, Failure criteria, Excessive deflections, Yield initiation, fracture, Progressive fracture, (High Cycle fatigue for number of cycles $N > 10^6$, buckling.

Application of energy methods: Elastic deflections and statically indeterminate members and structures: Principle of stationary potential energy, Castiglione's theorem on deflections, Castiglione's theorem on deflections for linear load deflection relations, deflections of statically determinate structures.

UNIT III

Unsymmetrical bending: Bending stresses in Beams subjected to Nonsymmetrical bending; Deflection of straight beams due to nonsymmetrical bending.

UNIT IV

Curved beam theory: Winkler Bach formula for circumferential stress – Limitations – Correction factors –Radial stress in curved beams – closed ring subjected to concentrated and uniform loads–stresses in chain links.

UNIT V

Torsion : Linear elastic solution; Prandtl elastic membrane (Soap-Film) Analogy; Narrow rectangular cross Section ;Hollow thin wall torsion members ,Multiply connected Cross Section.

TEXTBOOKS:

1. Advanced Mechanics of materials by Boresi & Sidebottom- Wiely International.
2. Theory of elasticity by Timoschenko S.P. and Goodier J.N. McGraw-Hill Publishers 3rd

Edition



JAWAHARLAL NEHRU TECHNOLOGICAL UNIVERSITY KAKINADA
KAKINADA – 533 003, Andhra Pradesh, India

DEPARTMENT OF MECHANICAL ENGINEERING

REFERENCES:

1. Strength of materials & Theory of structures (Vol I & II) by B.C Punmia
2. Strength of materials by Sadhu singh.
3. Advanced Mechanics of Solids, L.S Srinath

COURSE OUTCOMES:

- Able to identify the failure modes of different structural members and apply various energy methods for statically determinant and in determinant structures.
- Gets acquainted with solving problems of curved beams and beams with un-symmetrical loading
- Able to apply the Soap-film analogy concept for torsional problems with non-circular cross section



JAWAHARLAL NEHRU TECHNOLOGICAL UNIVERSITY KAKINADA

KAKINADA – 533 003, Andhra Pradesh, India

DEPARTMENT OF MECHANICAL ENGINEERING

III Year - II Semester		L	T	P	C
		3	0	0	3
MATERIAL CHARACTERIZATION					

Course Objectives: To introduce the students to the principles of optical and electron microscopy, X-ray diffraction and various spectroscopic techniques.

UNIT I

Introduction to materials and characterization Techniques, X-ray diffraction: Bragg's law, phase identification, indexing and lattice parameter determination. Analytical line profile fitting using various models, Neutron diffraction, Reflection High Energy Electron Diffraction, and Low Energy Electron Diffraction.

UNIT II

Microscopy techniques: Optical microscopy, energy dispersive X-ray microanalysis (EDS), scanning electron microscopy (SEM), transmission electron microscopy (TEM), atomic force microscopy (AFM) and scanning probe microscopy (SPM), merits of TEM over SEM.

UNIT III

Thermal analysis technique: Differential thermal analysis (DTA), Differential Scanning Calorimetry (DSC), Thermo gravimetric analysis (TGA), determination of different thermal properties by DTA, DSC and TGA

UNIT IV

Magnetic characterization techniques: Introduction to Magnetism, Measurement Methods, Measuring Magnetization by Force, Measuring Magnetization by Induction method, Types of measurements using magnetometers: M-H loop, temperature dependent magnetization, time dependent magnetization, Measurements using AC susceptibility, Magneto-optical Kerr effect, Nuclear Magnetic Resonance, Electron Spin Resonance.

UNIT V

Optical and electronic characterization techniques: UV-VIS spectroscopy, Fourier transform infrared spectroscopy, Raman spectroscopy, X-ray photoelectron spectroscopy.

TEXT BOOKS:

1. Characterization of Materials (Materials Science and Technology: A Comprehensive Treatment, Vol 2A & 2B, VCH (1992).
2. Semiconductor Material and Device Characterization, 3rd Edition, D. K. Schroder, Wiley-IEEE Press (2006).
3. Materials Characterization Techniques, S Zhang, L. Li and Shok Kumar, CRC Press (2008).

REFERENCES:

1. Physical methods for Materials Characterization, P. E. J. Flewitt and R. K. Wild, IOP Publishing (2003).
2. Characterization of Nanophase materials, Ed. Z. L. Wang, Wiley-VCH (2000).



JAWAHARLAL NEHRU TECHNOLOGICAL UNIVERSITY KAKINADA
KAKINADA – 533 003, Andhra Pradesh, India

DEPARTMENT OF MECHANICAL ENGINEERING

COURSE OUTCOMES: Students will have achieved the ability to:

1. choose and appropriate electron microscopy techniques to investigate microstructure of materials at high resolution
2. Determine crystal structure of specimen and estimate its crystallite size
3. Use appropriate spectroscopic technique to measure vibrational / electronic transitions to estimate parameters like energy band gap, elemental concentration, etc.
4. Apply thermal analysis techniques to determine thermal stability of and thermodynamic transitions of the specimen.



JAWAHARLAL NEHRU TECHNOLOGICAL UNIVERSITY KAKINADA
KAKINADA – 533 003, Andhra Pradesh, India

DEPARTMENT OF MECHANICAL ENGINEERING

III Year - II Semester		L	T	P	C
		3	0	0	3
TRIBOLOGY					

COURSE OBJECTIVES:

- To provide broad based understanding of the interdisciplinary subject ‘tribology’ and surface characterization techniques.
- To learn about the contact of solid surfaces and their interactions consequences of wear, wear mechanisms, wear theories and analysis of wear problems
- To understand the genesis of friction, the theories/laws of sliding and rolling friction
- To learn about the principles of lubrication, lubrication regimes, theories of hydrodynamic, elastohydrodynamic and mixed/ boundary lubrication
- To learn about tribotesting and experimental techniques in tribology and tribological modelling and simulation
- To learn about tribology of different machine components and emerging areas such as micro/nano tribology

UNIT – I

Introduction: Nature of surfaces and contact-Surface topography-friction and wear mechanisms, wear maps, effect of lubricants- methods of fluid film formation.

Lubrication: Choice of lubricants, types of oil, Grease and solid lubricants- additives- lubrication systems and their selection.

UNIT – II

Selection of rolling element bearings: Nominal life, static and dynamic capacity-Equivalent load, probabilities of survival- cubic mean load- bearing mounting details, pre loading of bearings, conditioning monitoring using shock pulse method.

UNIT – III

Hydrostatic Bearings: Thrust bearings – pad coefficients- restriction- optimum film thickness-journal bearings – design procedure –Aerostatic bearings; Thrust bearings and Journal bearings – design procedure.

UNIT – IV

Hydrodynamic bearings: Fundamentals of fluid formation – Reynold’s equation; Hydrodynamic journal bearings – Sommerfield number- performance parameters – optimum bearing with maximum load capacity – Friction – Heat generated and Heat dissipated. Hydrodynamic thrust bearings; Raimondi and Boyd solution for hydrodynamic thrust bearings- fixed tilting pads, single and multiple pad bearings- optimum condition with largest minimum film thickness.

UNIT – V

Seals: different type-mechanical seals, lip seals, packed glands, soft piston seals, Mechanical piston rod packing, labyrinth seals and throttling bushes, oil flinger rings and drain grooves – selection of mechanical seals.

Failure of Tribological components: Failure analysis of plain bearings, rolling bearings, gears and seals, wear analysis using soap and Ferrography.

Dry rubbing Bearings: porous metal bearings and oscillatory journal bearings – qualitative approach only.

TEXT BOOKS:



JAWAHARLAL NEHRU TECHNOLOGICAL UNIVERSITY KAKINADA
KAKINADA – 533 003, Andhra Pradesh, India

DEPARTMENT OF MECHANICAL ENGINEERING

1. Rowe WW & O' Dionoghue, "Hydrostatic and Hybrid bearing design" Butterworths & Co. Publishers Ltd, 1983.
2. Collacott R.A., "Mechanical Fault diagnosis and condition monitoring", Chapman and Hall, London 1977.
3. Bernard J. Hamrock, "Fundamentals of fluid film lubricant", McGraw-Hill Co., 1994.
4. Introduction to Tribology of bearings – B.C. Majumdar – S Chand Publishing.

REFERENCES:

1. Neale MJ, (Editor) "Tribology hand Book" Neumann Butterworths, 1975.
2. Connor and Boyd JJO (Editors) "Standard hand book of lubrication engineers" ASLE, McGraw Hill Book & Co., 1968
3. Shigley J, E Charles, "Mechanical Engineering Design", McGraw Hill Co., 1989

COURSE OUTCOMES:

- Students will demonstrate basic understanding of friction, lubrication and wear processes.
- Students will become familiar with mathematical tools used to analyze tribological processes.
- To enhance students' awareness of tribological issues in the design of machine components, such as rolling element bearings, journal bearings, thrust bearings, seals and braking systems.
- Students will become familiar with common anti-friction and anti-wear components and the lubricants used therein.
- Students will be able to describe the detailed operation of selected anti-friction or anti-wear components.
- Students will be exposed to design a tribological system for optimal performance. Students will be able to develop technical project reports and technical presentations



JAWAHARLAL NEHRU TECHNOLOGICAL UNIVERSITY KAKINADA
KAKINADA – 533 003, Andhra Pradesh, India

DEPARTMENT OF MECHANICAL ENGINEERING

III Year - II Semester		L	T	P	C
		3	0	0	3
AUTOMOBILE ENGINEERING					

Course Objectives:

- (1) Understand the basic lay-out of an automobile.
- (2) Understand the operation of engine cooling, lubrication, ignition, electrical and air conditioning systems.
- (3) Understand the principles of transmission, suspension, steering and braking systems.
- (4) Understand automotive electronics.
- (5) Study latest developments in automobiles.

UNIT – I:

Introduction: Components of four wheeler automobile – chassis and body – power unit – power transmission – rear wheel drive, front wheel drive, 4 wheel drive – types of automobile engines, engine construction – engine lubrication, splash and pressure lubrication systems, oil filters, oil pumps – crank case ventilation – engine service, reboring, decarburization, Nitriding of crank shaft.

Emission from Automobiles – Pollution standards, National and international – Pollution Control – Techniques – Noise Pollution & control.

UNIT – II:

Fuel System: S.I. Engine: Fuel supply systems, Mechanical and electrical fuel pumps – carburetor – types – air filters – petrol injection.

C.I. Engines: Requirements of diesel injection systems, types of injection systems, fuel pump, nozzle, Alternative fuels for Automobiles-injection, Classification, Properties, Hybrid vehicles injection timing, testing of fuel, pumps.

UNIT – III:

Cooling System: Cooling Requirements, Air Cooling, Liquid Cooling and Forced Circulation System – Radiators – Types – Cooling Fan - water pump, thermostat, evaporating cooling – pressure sealed cooling – antifreeze solutions.

Ignition System: Function of an ignition system, battery ignition system, constructional features of storage battery, auto transformer, contact breaker points, condenser and spark plug – Magneto coil ignition system, electronic ignition system using contact breaker, electronic ignition using contact triggers – spark advance and retard mechanism.

UNIT – IV:

Electrical System: Charging circuit, generator, current – voltage regulator – starting system, bendix drive mechanism solenoid switch, lighting systems, Horn, wiper, fuel gauge – oil pressure gauge, engine temperature indicator etc.

Transmission System: Clutches, principle, types, cone clutch, single plate clutch, multi plate clutch, magnetic and centrifugal clutches, fluid fly wheel – Gear boxes, types, sliding mesh, construct mesh, synchro mesh gear boxes, epicyclic gear box, over drive torque converter.

Propeller shaft – Hoatch – Kiss drive, Torque tube drive universal joint, differential rear axles – types – wheels and tyres.

UNIT – V:

Steering System: Steering geometry – camber, castor, king pin rake, combined angle toe in, center point steering. Types of steering mechanism – Ackerman steering mechanism, Davis steering mechanism, steering gears – types, steering linkages.

Suspension System: Objects of suspension systems – rigid axle suspension system, torsion bar, shock absorber, Independent suspension system.



JAWAHARLAL NEHRU TECHNOLOGICAL UNIVERSITY KAKINADA
KAKINADA – 533 003, Andhra Pradesh, India

DEPARTMENT OF MECHANICAL ENGINEERING

Braking System: Mechanical brake system, Hydraulic brake system, Master cylinder, wheel cylinder tandem master cylinder Requirement of brake fluid, Pneumatic and vacuum brakes.

TEXT BOOKS:

1. Automobile Engineering by Kripal Singh Vol. 1 & Vol. 2
2. Automobile Engineering by K.M Gupta, Umesh publication, Vol. 1 & Vol. 2,

REFERENCE BOOKS:

1. A System approach to Automotive Technology by Jack Erjavec YesDee publishing pvt Ltd.
2. Automobile Engineering by William Crouse
3. Automotive Mechanics by Heitner
4. Alternative fuels of Automobiles by P.Rami Reddy, Frontline publications

Course Outcomes: At the end of the course, the student will be able to:

- (1) Describe the basic lay-out of an automobile and its components and enlist the emission standards of an automobile.
- (2) Describe different engine cooling, lubrication, ignition, electrical and air conditioning systems and suggest suitable systems for a given application.
- (3) Explain the principles of transmission, suspension, steering and braking systems.
- (4) Describe various fuel supply systems in SI and CI engines



JAWAHARLAL NEHRU TECHNOLOGICAL UNIVERSITY KAKINADA

KAKINADA – 533 003, Andhra Pradesh, India

DEPARTMENT OF MECHANICAL ENGINEERING

III Year - II Semester		L	T	P	C
		3	0	0	3
MECHATRONICS					

Course Objective

The main objective of this course is to introduce the integrative nature of Mechatronics. To describe the different components and devices of mechatronics systems.

UNIT-I

Mechatronics systems – elements & levels of mechatronics system, Mechatronics design process, system, measurement systems, control systems, microprocessor-based controllers, advantages and disadvantages of mechatronics systems. Sensors and transducers, types, displacement, position, proximity, velocity, motion, force, acceleration, torque, fluid pressure, liquid flow, liquid level, temperature and light sensors.

UNIT-II

Hydraulic and pneumatic actuating systems - Fluid systems, Hydraulic systems, and pneumatic systems, components, control valves, electro-pneumatic, hydro-pneumatic, electro-hydraulic servo systems. Mechanical actuating systems and electrical actuating systems – basic principles and elements.

UNIT-III

Digital electronics and systems, digital logic control, micro processors and micro controllers, programming, process controllers, programmable logic controllers, PLCs versus computers, application of PLCs for control.

UNIT-IV

System and interfacing and data acquisition – Data Acquisition Systems, Analog to Digital and Digital to Analog conversions; Digital Signal Processing – data flow in DSPs, block diagrams, typical layouts, Interfacing motor drives.

UNIT-V

Dynamic models and analogies, System response. Process Controllers – Digital Controllers, Programmable Logic Controllers, Design of mechatronics systems & future trends.

Text Books:

1. MECHATRONICS Integrated Mechanical Electronics Systems/KP Ramachandran, GK Vijaya Raghavan & MS Balasundaram/WILEY India Edition

References:

1. Mechatronics /Smaili A, Mrad F/ Oxford Higher Education, Oxford University Press
2. Mechatronics Source Book / Newton C Braga/Thomson Publications, Chennai.
3. Mechatronics – N. Shanmugam / Anuradha Agencies Publishers.
4. Mechatronics System Design / Devdas shetty/Richard/Thomson.
5. Mechatronics/M.D.Singh/J.G.Joshi/PHI.
6. Mechatronics – Electronic Control Systems in Mechanical and Electrical Engg. 4th Edition / W. Bolton/ Pearson, 2012
7. Mechatronics – Principles and Application / Godfrey C. Onwubolu/Elsevier, Indian print



JAWAHARLAL NEHRU TECHNOLOGICAL UNIVERSITY KAKINADA
KAKINADA – 533 003, Andhra Pradesh, India

DEPARTMENT OF MECHANICAL ENGINEERING

Course outcomes:

After completion of this course, the student shall be able to use the various mechatronics systems devices and components in the design of electro mechanical systems.

Course Outcomes

CO1. Shall be able to use the various mechatronics systems devices and components in the design of electro mechanical systems.

At the end of the course, the student will be able to

CO1: Explain mechatronics design process and outline appropriate sensors and actuators for engineering applications

CO2: Develop a simulation model for simple physical systems

CO3: Write simple microcontroller programs

CO4: Explain linearization of nonlinear systems and elements of data acquisition

CO5: Explain various applications of design of mechatronic systems



JAWAHARLAL NEHRU TECHNOLOGICAL UNIVERSITY KAKINADA
KAKINADA – 533 003, Andhra Pradesh, India

DEPARTMENT OF MECHANICAL ENGINEERING

III Year - II Semester	L	T	P	C
		0	0	2
SIMULATION OF MECHANICAL SYSTEMS LAB				

1. Mass-Spring-Damper with controller
2. Double Mass-Spring- Damper
3. Simple Mechanical System
4. Mechanical System with Translational Friction
5. Mechanical System with Translational Hard stop
6. Mechanical Rotational System with stick-slip motion
7. Linkage Mechanism
8. Steering Mechanism

Softwares Used: MATLAB/SCILAB



JAWAHARLAL NEHRU TECHNOLOGICAL UNIVERSITY KAKINADA
KAKINADA – 533 003, Andhra Pradesh, India

DEPARTMENT OF MECHANICAL ENGINEERING

III Year - II Semester		L	T	P	C
		0	0	3	1.5
HEAT TRANSFER LAB					

Objectives:

The laboratory course is aimed to provide the practical exposure to the students with regard to the determination of amount of heat exchange in various modes of heat transfer including condensation & boiling for several geometries.

Note: The students have to perform minimum 12 Experiments.

1. COP of VCR System with Capillary and thermal expansion valve.
2. Determination of overall heat transfer co-efficient of a composite slab
3. Determination of heat transfer rate through a lagged pipe.
4. Determination of heat transfer rate through a concentric sphere
5. Determination of thermal conductivity of a metal rod.
6. Determination of efficiency of a pin-fin
7. Determination of heat transfer coefficient in natural and forced convection
8. Determination of effectiveness of parallel and counter flow heat exchangers.
9. Determination of emissivity of a given surface.
10. Determination of Stefan Boltzman constant.
11. Determination of heat transfer rate in drop and film wise condensation.
12. Determination of critical heat flux.
13. Determination of Thermal conductivity of liquids and gases.
14. Investigation of Lambert's cosine law.

Outcomes:

The student should be able to evaluate the amount of heat exchange for plane, cylindrical & spherical geometries and should be able to compare the performance of extended surfaces and heat exchangers



JAWAHARLAL NEHRU TECHNOLOGICAL UNIVERSITY KAKINADA
KAKINADA – 533 003, Andhra Pradesh, India

DEPARTMENT OF MECHANICAL ENGINEERING

III Year - II Semester	L	T	P	C
	0	0	3	1.5
CAD/CAM LAB				

Course Objectives:

1. To impart the fundamental knowledge on using various analytical tools like ANSYS, FLUENT, etc., for Engineering Simulation
 2. To know various fields of engineering where these tools can be effectively used to improve the output of a product.
 3. To impart knowledge on how these tools are used in Industries by solving some real time problems using these tools..
1. **DRAFTING:** Development of part drawings for various components in the form of orthographic and isometric. representation of dimensioning and tolerances scanning and plotting. study of script, DXE and IGES files.
 2. **PART MODELING:** Generation of various 3D models through protrusion, revolve, shell sweep. creation of various features. study of parent child relation. feature based and boolean based modeling surface and assembly modeling. study of various standard translators. design simple components.
 3. a). Study of various post processors used in NC Machines.
 b). Machining of simple components on NC lathe and Mill by transferring NC Code / from a CAM package. Through RS 232.
 c). Practice on CNC Sinutrain Turning
 d). Practice on CNC Sinutrain Milling
 e). CNC programming for turned components using FANUC Controller
 f). CNC programming for milled components using FANUC Controller
 g). Automated CNC Tool path & G-Code generation using Pro/E/MasterCAM

Packages to be provided to cater to drafting and modeling from the following:

CATIA, Pro-E, I-DEAS, Gibbs CAM, Master CAM etc.

Course outcomes:

Upon successful completion of this course student should be able to:

1. The student will be able to appreciate the utility of the modeling tools in creating 2D and 3D drawings.
2. Use of these tools for any engineering and real time applications
3. Acquire knowledge on utilizing these tools for a better project in their curriculum as well as they will be prepared to handle industry problems with confidence when it matters to use these tools in their Employment



JAWAHARLAL NEHRU TECHNOLOGICAL UNIVERSITY KAKINADA

KAKINADA – 533 003, Andhra Pradesh, India

DEPARTMENT OF MECHANICAL ENGINEERING

IV Year - I Semester		L	T	P	C
		3	0	0	3
INDUSTRIAL MANAGEMENT					

Course Objectives:

1. To impart fundamental knowledge and skill sets required in the Industrial Management and Engineering profession, which include the ability to apply basic knowledge of mathematics, probability and statistics, and the domain knowledge of Industrial Management and Engineering
2. To produce graduates with the ability to adopt a system approach to design, develop, implement and innovate integrated systems that include people, materials, information, equipment and energy.
3. To enable students to understand the interactions between engineering, business, technological and environmental spheres in the modern society.
4. To enable students to understand their role as engineers and their impact to society at the national and global context.

UNIT – I

INTRODUCTION: Definition of industrial engineering (I.E), development, applications, role of an industrial engineer, differences between production management and industrial engineering, quantitative tools of IE and productivity measurement. concepts of management, importance, functions of management, scientific management, Taylor's principles, theory X and theory Y, Fayol's principles of management.

UNIT – II

PLANT LAYOUT: Factors governing plant location, types of production layouts, advantages and disadvantages of process layout and product layout, applications, quantitative techniques for optimal design of layouts, plant maintenance, preventive and breakdown maintenance.

UNIT – III

WORK STUDY: Importance, types of production, applications, workstudy, method study and time study, work sampling, PMTS, micro-motion study, rating techniques, MTM, work factor system, principles of Ergonomics, flow process charts, string diagrams and Therbligs,

UNIT – IV

STATISTICAL QUALITY CONTROL: Quality control, Queing assurance and its importance, SQC, attribute sampling inspection with single and double sampling, Control charts – \bar{X} and R – charts \bar{X} and S charts and their applications, numerical examples.

TOTAL QUALITY MANAGEMENT: zero defect concept, quality circles, implementation, applications, ISO quality systems. six sigma – definition, basic concepts

UNIT – V

RESOURCE MANAGEMENT: Concept of human resource management, personnel management and industrial relations, functions of personnel management, Job-evaluation, its importance and types, merit rating, quantitative methods, wage incentive plans, types.



JAWAHARLAL NEHRU TECHNOLOGICAL UNIVERSITY KAKINADA

KAKINADA – 533 003, Andhra Pradesh, India

DEPARTMENT OF MECHANICAL ENGINEERING

VALUE ANALYSIS: Value engineering, implementation procedure, enterprise resource planning and supply chain management.

TEXT BOOKS:

1. Industrial Engineering and management / O.P Khanna/Khanna Publishers.
2. Industrial Engineering and Production Management/Martand Telsang/S.Chand & Company Ltd. New Delhi

Reference Books:

1. Industrial Management / Bhattacharya DK/Vikas publishers
2. Operations Management / J.G Monks/McGrawHill Publishers.
3. Industrial Engineering and Management Science/T.R. Banga, S.C.Sharma, N. K. Agarwal/Khanna Publishers
4. Principles of Management /Koontz O' Donnel/McGraw Hill Publishers.
5. Statistical Quality Control /Gupta/Khanna Publishers
6. Industrial Engineering and Management /NVS Raju/Cengage Publishers

Course outcome:

Upon successful completion of this course you should be able to:

1. Design and conduct experiments, analyse, interpret data and synthesize valid conclusions
2. Design a system, component, or process, and synthesize solutions to achieve desired needs
3. Use the techniques, skills, and modern engineering tools necessary for engineering practice with appropriate considerations for public health and safety, cultural, societal, and environmental constraints
4. Function effectively within multi-disciplinary teams and understand the fundamental precepts of effective project management



JAWAHARLAL NEHRU TECHNOLOGICAL UNIVERSITY KAKINADA
KAKINADA – 533 003, Andhra Pradesh, India

DEPARTMENT OF MECHANICAL ENGINEERING

IV Year - I Semester	L	T	P	C
	3	0	0	3
FINITE ELEMENT METHODS				

Course Objectives:

1. To learn basic principles of finite element analysis procedure
2. To learn the theory and characteristics of finite elements that represent engineering structures
3. To learn and apply finite element solutions to structural, thermal and dynamic problems.
4. Learn to model complex geometry problems and solution techniques.

UNIT-I

Introduction to finite element method, stress and equilibrium, strain – displacement relations, stress – strain relations, plane stress and plane strain conditions, variational and weighted residual methods, concept of potential energy, one dimensional problems.

Discretization of domain, element shapes, discretization procedures, assembly of stiffness matrix, band width, node numbering, mesh generation, interpolation functions, local and global coordinates, convergence requirements, treatment of boundary conditions.

UNIT – II

Analysis of Trusses: Finite element modeling, coordinates and shape functions, assembly of global stiffness matrix and load vector, finite element equations, treatment of boundary conditions, stress, strain and support reaction calculations.

Analysis of Beams: Element stiffness matrix for Hermite beam element, derivation of load vector for concentrated and UDL, simple problems on beams.

UNIT – III

Finite element modeling of two dimensional stress analysis with constant strain triangles and treatment of boundary conditions, formulation of axisymmetric problems.

UNIT-IV

Higher order and isoparametric elements: One dimensional quadratic and cubic elements in natural coordinates, two dimensional four noded isoparametric elements and numerical integration.

UNIT – V

Steady state heat transfer analysis : one dimensional analysis of a fin and two dimensional analysis of thin plate, analysis of a uniform shaft subjected to torsion. Dynamic Analysis: Formulation of finite element model, element consistent and lumped mass matrices, evaluation of eigen values and eigen vectors, free vibration analysis.

Text Books:

- 1.The Finite Element Methods in Engineering / SS Rao / Pergamon.
2. Introduction to Finite Elements in Engineering/ Tirupathi R. Chandrupatla, Ashok D. Belegundu, Pearson Publishers.



JAWAHARLAL NEHRU TECHNOLOGICAL UNIVERSITY KAKINADA
KAKINADA – 533 003, Andhra Pradesh, India

DEPARTMENT OF MECHANICAL ENGINEERING

References:

1. Finite Element Method with applications in Engineering / YM Desai, Eldho & Shah / Pearson publishers
2. An introduction to Finite Element Method / JN Reddy / McGraw Hill
3. The Finite Element Method for Engineers – Kenneth H. Huebner, Donald L. Dewhurst, Douglas E. Smith and Ted G. Byrom / John Wiley & sons (ASIA) Pte Ltd.

Course outcomes:

Upon successful completion of this course you should be able to:

1. Understand the concepts behind variational methods and weighted residual methods in FEM
2. Identify the application and characteristics of FEA elements such as bars, beams, plane and isoparametric elements, and 3-D element .
3. Develop element characteristic equation procedure and generate global equations.
4. Able to apply Suitable boundary conditions to global equations, and reduce it to a solvable form.
5. Able to apply the FE procedure to field problems like heat transfer.



JAWAHARLAL NEHRU TECHNOLOGICAL UNIVERSITY KAKINADA
KAKINADA – 533 003, Andhra Pradesh, India

DEPARTMENT OF MECHANICAL ENGINEERING

IV Year - I Semester		L	T	P	C
		3	0	0	3
MECHANICAL VIBRATIONS					

Course Objectives:

- Analyze the various 1-D periodic and periodic responses of a vibrating system with and without damping
- To learn to derive the equations of motion and solution for Two and multi degree freedom systems by the application of analytical methods
- To understand the numerical methods for quick estimation of 1st natural frequency of multi degree freedom systems .
- Have the knowledge of the various physical vibration measuring instruments.
- Learn to solve vibrations problems of continuous systems.

Unit I

Single degree of Freedom systems: Undamped and damped free vibrations: forced vibrations ; coulomb damping; Response to harmonic excitation; rotating unbalance and support excitation, Vibration isolation and transmissibility,.

Unit II

Vibration Measurement: Vibrometers, velocity meters & accelerometers

Two degree of freedom systems: Principal modes – undamped and damped free and forced vibrations; undamped vibration absorbers.

UNIT-III

Multi degree of freedom systems: Matrix formulation, stiffness and flexibility influence coefficients; Eigen value problem; normal modes and their properties; Free and forced vibration by Modal analysis; Method of matrix inversion; Torsional vibrations of multi – rotor systems and geared systems; Discrete-Time systems.

Unit IV

Numerical Methods: Rayleigh's, Stodola's, Matrix iteration, Rayleigh-Ritz Method and Holzer's methods.

Unit V

Application of concepts: Free vibration of strings – longitudinal oscillations of bars-transverse vibrations of beams- Torsional vibrations of shafts. Critical speeds without and with damping, secondary critical speed.



JAWAHARLAL NEHRU TECHNOLOGICAL UNIVERSITY KAKINADA
KAKINADA – 533 003, Andhra Pradesh, India

DEPARTMENT OF MECHANICAL ENGINEERING

TEXT BOOKS:

1. Elements of Vibration Analysis by Meirovitch.
2. Mechanical Vibrations by G.K. Groover.

REFERENCES:

1. Vibrations by W.T. Thomson
2. Mechanical Vibrations – Schaum series.
3. Vibration problems in Engineering by S.P. Timoshenko.

COURSE OUTCOMES:

- To Analyze the various 1-D periodic and periodic responses of an vibrating system with and without damping
- Able to derive equations of motion and solutions for two and multi degree freedom systems by the application of analytical methods
- Able to understand the numerical methods for quick estimation of 1st natural frequency of multi degree freedom systems.
- Apply the knowledge of the various physical vibration measuring instruments and their applications in real life vibration data acquisition.



JAWAHARLAL NEHRU TECHNOLOGICAL UNIVERSITY KAKINADA
KAKINADA – 533 003, Andhra Pradesh, India

DEPARTMENT OF MECHANICAL ENGINEERING

IV Year - I Semester	L	T	P	C
	3	0	0	3
RENEWABLE ENERGY SOURCES				

Course Objective:

The course aims to highlight the significance of alternative sources of energy, green energy systems and processes and provides the theory and working principles of probable sources of renewable and green energy systems that are environmental friendly.

UNIT-I

SOLAR RADIATION: Role and potential of new and renewable sources, the solar energy option, Environmental impact of solar power, structure of the sun, the solar constant, sun-earth relationships, coordinate systems and coordinates of the sun, extraterrestrial and terrestrial solar radiation, solar radiation on tilted surface, instruments for measuring solar radiation and sun shine, solar radiation data, numerical problems. Photo voltaic energy conversion – types of PV cells.

SOLAR ENERGY COLLECTION: Flat plate and concentrating collectors, classification of concentrating collectors, orientation.

SOLAR ENERGY STORAGE AND APPLICATIONS: Different methods, sensible, latent heat and stratified storage, solar ponds, solar applications- solar heating/cooling technique, solar distillation and drying, solar cookers, central power tower concept and solar chimney.

UNIT – II

WIND ENERGY: Sources and potentials, horizontal and vertical axis windmills, performance characteristics, betz criteria, types of winds, wind data measurement.

BIO-MASS: Principles of bio-conversion, anaerobic/aerobic digestion, types of bio-gas digesters, gas yield, utilization for cooking, bio fuels, I.C. engine operation and economic aspects.

GEOTHERMAL ENERGY: Resources, types of wells, methods of harnessing the energy.

OCEAN ENERGY: OTEC, Principles of utilization, setting of OTEC plants, thermodynamic cycles. Tidal and wave energy: Potential and conversion techniques.

UNIT – III

ENERGY EFFICIENT SYSTEMS:

- (A) **ELECTRICAL SYSTEMS:** Energy efficient motors, energy efficient lighting and control, selection of luminaire, variable voltage variable frequency drives (adjustable speed drives), controls for HVAC (heating, ventilation and air conditioning), demand site management.
- (B) **MECHANICAL SYSTEMS:** Fuel cells- principle, thermodynamic aspects, selection of fuels & working of various types of fuel cells, Environmental friendly and Energy efficient compressors and pumps.

UNIT-IV

ENERGY EFFICIENT PROCESSES: Environmental impact of the current manufacturing practices and systems, benefits of green manufacturing systems, selection of recyclable and environment friendly materials in manufacturing, design and implementation of efficient and sustainable green production systems with examples like environmental friendly machining, vegetable based cutting fluids, alternate casting and joining techniques, zero waste manufacturing.



JAWAHARLAL NEHRU TECHNOLOGICAL UNIVERSITY KAKINADA

KAKINADA – 533 003, Andhra Pradesh, India

DEPARTMENT OF MECHANICAL ENGINEERING

UNIT – V

GREEN BUILDINGS: Definition, features and benefits. Sustainable site selection and planning of buildings for maximum comfort. Environmental friendly building materials like bamboo, timber, rammed earth, hollow blocks, lime & lime pozzolana cement, agro materials and industrial waste, Ferro cement and Ferro-concrete, alternate roofing systems, paints to reduce heat gain of the buildings. Energy management.

Text Books:

1. Solar Energy – Principles of Thermal Collection and Storage/Sukhatme S.P. and J.K.Nayak/TMH
2. Non-Conventional Energy Resources- Khan B.H/ Tata McGraw Hill, New Delhi, 2006
3. Green Manufacturing Processes and Systems - J. Paulo Davim/Springer 2013

References:

1. Alternative Building Materials and Technologies - K.S Jagadeesh, B.V Venkata Rama Reddy and K.S Nanjunda Rao/New age international
2. Principles of Solar Engineering - D.Yogi Goswami, Frank Krieth & John F Kreider / Taylor & Francis
3. Non-Conventional Energy - Ashok V Desai /New Age International (P) Ltd
4. Renewable Energy Technologies -Ramesh & Kumar /Narosa
5. Non conventional Energy Source- G.D Roy/Standard Publishers
6. Renewable Energy Resources-2nd Edition/ J.Twidell and T. Weir/ BSP Books Pvt.Ltd
7. Fuel Cell Technology -Hand Book / Gregor Hoogers / BSP Books Pvt. Ltd.

Course outcome:

At the end of the course, the student will be able to:

- (1) To understand the principles and working of solar, wind, biomass, geo thermal, ocean energies.
- (2) To understand the principles and working and green energy systems and appreciate their significance in view of their importance in the current scenario and their potential future applications.



JAWAHARLAL NEHRU TECHNOLOGICAL UNIVERSITY KAKINADA
KAKINADA – 533 003, Andhra Pradesh, India

DEPARTMENT OF MECHANICAL ENGINEERING

IV Year - I Semester		L	T	P	C
		3	0	0	3
PRODUCTION PLANNING & CONTROL					

Course objectives:

This subject provides students with

1. An understanding of the concepts of production and service systems;
2. The ability to apply principles and techniques in the design, planning and control of these systems to optimise/make best use of resources in achieving their objectives.
3. Identify different strategies employed in manufacturing and service industries to plan production and control inventory.
4. Measure the effectiveness, identify likely areas for improvement, develop and implement improved planning and control methods for production systems.

UNIT – I

Introduction: Definition – objectives and functions of production planning and control – elements of production control – types of production – organization of production planning and control department – internal organization of department.

UNIT – II

Forecasting – importance of forecasting – types of forecasting, their uses – general principles of forecasting – forecasting techniques – qualitative methods and quantitative methods.

UNIT – III

Inventory management – functions of inventories – relevant inventory costs – ABC analysis – VED analysis – EOQ model – Inventory control systems – P-Systems and Q-Systems

UNIT – IV

Capacity planning, factors, measures of capacity, economies of scale, aggregate planning, long term and short term strategies, LPP models to solve Aggregate planning problems, Disaggregating

UNIT – V

Material Requirement Planning, Master Production Schedule, Bill of Materials, Lot sizing Methods, MRP-II, Introduction to ERP, Line balancing Methods

TEXT BOOKS:

1. Elements of Production Planning and Control / Samuel Eilon/Universal Book Corp.
2. Manufacturing, Planning and Control/Partik Jonsson Stig-Arne Mattsson/TataMcGrawHill

REFERENCES:

1. Inventory Control Theory and Practice / Martin K. Starr and David W. Miller/Prentice-Hall
2. Production Planning and Control/Mukhopadhyay/PHL.
3. Production Control A Quantitative Approach / John E. Biegel/Prentice-Hall
4. Production Control / Franklin G Moore & Ronald Jablonski/ Mc-GrawHill
5. Production and Operations Management/Shailendra Kale/McGraw Hill
6. Production and Operations Management/Ajay K Garg/McGraw Hill



JAWAHARLAL NEHRU TECHNOLOGICAL UNIVERSITY KAKINADA
KAKINADA – 533 003, Andhra Pradesh, India

DEPARTMENT OF MECHANICAL ENGINEERING

Course Outcome:

- CO1. Apply the systems concept for the design of production and service systems.
- CO2. Make forecasts in the manufacturing and service sectors using selected quantitative and qualitative techniques.
- CO3. Apply the principles and techniques for planning and control of the production and service systems to optimize/make best use of resources.
- CO4. Understand the importance and function of inventory and to be able to apply selected techniques for its control and management under dependent and independent demand circumstances.



JAWAHARLAL NEHRU TECHNOLOGICAL UNIVERSITY KAKINADA
KAKINADA – 533 003, Andhra Pradesh, India

DEPARTMENT OF MECHANICAL ENGINEERING

IV Year - I Semester		L	T	P	C
		3	0	0	3
MACHINE TOOL DESIGN					

Course Objectives:

- To learn and applications of the basics and working principles of different types of machine tools
- To grasp the knowledge of critical functional and operational requirements of different types of machine tools
- To learn the knowledge of design of different types of machine tools to meet varied functional and operational requirements.

Unit I:

Basic features: Classification of machine tools-Basic features of construction and fundamental kinematic mechanisms of general purpose, special purpose machine tools, transfer machines, Automatic and N.C. machines. Mechanisms used for converting rotary to linear motion: Mechanisms for intermittent motion.

Unit II:

Kinematics, Drives of Machine tools: Selection of range of speeds and feeds. Layout in G.P., A.P. and H.P, standardization of speeds and feeds. Productivity loss. Selection of highest and lowest speeds, range ratio. Design of ray diagram and structural diagrams for machine tool gear boxes. Sliding, clustered and clutched drives, support drive.

Unit III:

Feed gear boxes: Norton and Meander drives pre-selection of speed, stepped and stepless regulation. Strength, rigidity and design analysis: Analysis of beds, frames, columns. Materials for structures. Methods to improve the rigidity of structures. Types of Guide ways-overall compliance of machine tool. Thermal effects-functional accuracy of machine tool.

Unit IV:

Spindle units: Spindle units of lathe, drilling, milling and grinding machines, materials for spindles. Spindle design. Effect of clearance on the rigidity of spindle. Hydrodynamic, hydrostatic, rolling bearings. Selection of bearings.

Unit V:

Jigs & Fixtures: Principles of design of jigs and fixtures and uses, classification of jigs & fixtures, principles of location and clamping, types of clamping & work holding devices, typical examples of jigs and fixtures.

Text Books:

1. Sen G.S., & Battacharya, "Principles of Machine Tools", New Central Book Agency, Calcutta, 1986.
2. Machine Tool Design and Numerical Control/ NK Mehata / Tata McGraw Hills, 2012

Reference Books:

1. Basu S.K., "Design of Machine Tools", Allied Publishers, 1980.
2. Russe W. Henke, "Introduction to Fluid Power Circuits and Systems", Addison Wesley, 1970.
3. Metal Cutting and Tool Design – Dr.B.J.Ranganath - Vikas Publishing House Pvt. Ltd.- 2nd Edition - 2018
4. A Textbook of Production Engineering – P.C.Sharma- S.Chand Publishers.



JAWAHARLAL NEHRU TECHNOLOGICAL UNIVERSITY KAKINADA
KAKINADA – 533 003, Andhra Pradesh, India

DEPARTMENT OF MECHANICAL ENGINEERING

Course Outcomes: Student will be able to

1. Understand the basic working principles of different machine tools with kinematic mechanisms.
2. Distinguish the functional and operational requirements of different machine tools
3. Design speed and feed gear boxes for a particular configuration.
4. Design machine tool structures for strength and rigidity
5. Understand various controls used in machine tools



JAWAHARLAL NEHRU TECHNOLOGICAL UNIVERSITY KAKINADA
KAKINADA – 533 003, Andhra Pradesh, India

DEPARTMENT OF MECHANICAL ENGINEERING

IV Year - I Semester		L	T	P	C
		3	0	0	3
INDUSTRIAL AUTOMATION AND ROBOTICS					

Course Objectives:

1. The student will be exposed to the concepts of automation
2. The students will be exposed to the concepts of robot kinematics, Dynamics, Trajectory planning.
3. Mathematical approach to explain how the robotic arm motion can be described.
4. The students will understand the functioning of sensors and actuators and their applications
5. The student will be exposed to the applications of robotics in manufacturing.

UNIT-I

INTRODUCTION: Automation and Robotics, types of automation, assembly automation equipment, material handling systems, feed systems, Automated Guided Vehicles, Automated storage and retrieval systems, Flexible Manufacturing Systems, Computer Aided Process Planning Systems, Computer Aided manufacturing. CAD/CAM and Robotics – An over view of Robotics – present and future applications – classification by coordinate system and control system.

COMPONENTS OF THE INDUSTRIAL ROBOTICS: Function line diagram representation of robot arms, common types of arms. Components, Architecture, number of degrees of freedom – Requirements and challenges of end effectors, determination of the end effectors, comparison of Electric, Hydraulic and Pneumatic types of locomotion devices.

UNIT – II

MOTION ANALYSIS: Homogeneous transformations as applicable to rotation and translation – problems.

MANIPULATOR KINEMATICS: Specifications of matrices, D-H notation joint coordinates and world coordinates Forward and inverse kinematics – problems.

UNIT – III

Differential transformation and manipulators, Jacobians – problems

Dynamics: Lagrange – Euler and Newton – Euler formulations – Problems.

UNIT IV

General considerations in path description and generation. Trajectory planning and avoidance of obstacles, path planning, Skew motion, joint integrated motion –straight line motion – Robot programming, languages and software packages-description of paths with a robot programming language.

UNIT V

ROBOT ACTUATORS AND FEED BACK COMPONENTS:

Actuators: Pneumatic, Hydraulic actuators, electric & stepper motors.

Feedback components: position sensors – potentiometers, resolvers, encoders – Velocity sensors.

ROBOT APPLICATIONS IN MANUFACTURING: Material Transfer - Material handling, loading and unloading- Processing - spot and continuous arc welding & spray painting - Assembly and Inspection.



JAWAHARLAL NEHRU TECHNOLOGICAL UNIVERSITY KAKINADA
KAKINADA – 533 003, Andhra Pradesh, India

DEPARTMENT OF MECHANICAL ENGINEERING

Text Books:

1. Industrial Robotics / Groover M P / Pearson Edu.
2. Robotics and Control / Mittal R K & Nagrath I J / TMH.

References:

1. Robotics / Fu K S/ McGraw Hill.
2. Robotic Engineering / Richard D. Klafter, Prentice Hall
3. Robot Analysis and Control / H. Asada and J.J.E. Slotine / BSP Books Pvt.Ltd.
4. Introduction to Robotics / John J Craig / Pearson Edu.

Course outcomes:

Upon successful completion of this course you should be able to:

1. Identify various robot configuration and components,
2. Select appropriate actuators and sensors for a robot based on specific application
3. Carry out kinematic and dynamic analysis for simple serial kinematic chains
4. Perform trajectory planning for a manipulator by avoiding obstacles.
5. Use knowledge of robotics for automation in manufacturing applications.



JAWAHARLAL NEHRU TECHNOLOGICAL UNIVERSITY KAKINADA

KAKINADA – 533 003, Andhra Pradesh, India

DEPARTMENT OF MECHANICAL ENGINEERING

IV Year - I Semester		L	T	P	C
		3	0	0	3
MICRO AND NANO MANUFACTURING					

UNIT:I

Nanomaterials and their synthesis: Synthesis of Bulk poly crystalline samples, growth of single crystals, synthesis techniques- Bottom –Up approaches – Thin film growth, PVD and CVD. Top-Down approaches – Ball milling, Micro fabrication, Electron beam and Ion beam Lithography, Nano lithography.

UNIT:II

Thin films and Nanocomposites: Micro and Nano scale thin film fabrication techniques, Optical, electrical and magnetic properties of Nano structured thin films, Nano composites and their physical and optical properties, Etching- Wet etching and Dry etching, Diffusion and Ion implantation

UNIT III

Nano Scale Characterization Techniques: X Ray diffraction, Scanning electron microscopy, Transmission electron microscopy, Energy dispersive X-Ray analysis and Atomic force microscopy.

UNIT:IV

An Over view of Micro and Nano mechanical systems and their applications in mechanical engineering, Silicon micro machining methods, Crystal growing and wafer preparation, Films and Film deposition Materials Aspects of Micro Electro Mechanical Systems (MEMS) and Nano Electro Mechanical Systems (NEMS), Silicon, Germanium-Based Materials, Metals, Harsh Environment Semiconductors, GaAs, InP, and Related III-V Materials, Ferroelectric Materials and Polymer Materials,

UNIT:V

Micro machining of MEMS devices, MEMS Fabrication Techniques, Bulk Micromachining, Surface Micromachining, High Aspect-Ratio Micromachining, Silicon micro machining methods, Crystal growing and wafer preparation, Films and Film deposition

Nanofabrication Techniques, E-Beam and Nano-Imprint Fabrication, Epitaxy and Strain Engineering, Scanned Probe Techniques, Self-Assembly and Template Manufacturing

Text Books:

1. Nanoscience and Nanotechnology: Fundamentals to Frontiers/ M.S.Ramachandra Rao, Shubra Singh, Willey.

References:

1. Springer's Hand book of Nano-technology - Bharat Bhusan (Ed.)
2. Nanotechnology and nanoelectronics – WR Fahrner, Springer International

Course Outcomes: Upon successful completion of this course you should be able to:

1. get awareness of different techniques used in micro and nano manufacturing.
2. get in-depth idea of thin films and nano composites
3. get awareness on Characterization Techniques



JAWAHARLAL NEHRU TECHNOLOGICAL UNIVERSITY KAKINADA
KAKINADA – 533 003, Andhra Pradesh, India

DEPARTMENT OF MECHANICAL ENGINEERING

4. find different materials for Micro and Nano mechanical systems and their applications in mechanical engineering.
5. Explain different MEMS & Nano fabrication Techniques.



JAWAHARLAL NEHRU TECHNOLOGICAL UNIVERSITY KAKINADA
KAKINADA – 533 003, Andhra Pradesh, India

DEPARTMENT OF MECHANICAL ENGINEERING

IV Year - I Semester	L	T	P	C
	3	0	0	3
POWER PLANT ENGINEERING				

Course Objectives:

The course is aimed at providing knowledge of power generation through different prime movers viz steam, ICGT, Hydro, nuclear and hybrid systems along with their economics and environmental considerations.

UNIT – I

Introduction to the sources of energy – resources and development of power in india.

STEAM POWER PLANT: Plant layout, working of different circuits, fuel and handling equipments, types of coals, coal handling, choice of handling equipment, coal storage, ash handling systems. Combustion: properties of coal – overfeed and underfeed fuel beds, traveling grate stokers, spreader stokers, retort stokers, pulverized fuel burning system and its components, combustion needs and draught system, cyclone furnace, design and construction, dust collectors, cooling towers and heat rejection, corrosion and feed water treatment.

UNIT – II

INTERNAL COMBUSTION AND GAS TURBINE POWER PLANTS:

DIESEL POWER PLANT: Plant layout with auxiliaries – fuel supply system, air starting equipment, super charging.

GAS TURBINE PLANT: Introduction – classification - construction – layout with auxiliaries, combined cycle power plants and comparison.

UNIT – III

HYDRO ELECTRIC POWER PLANT: Water power – hydrological cycle / flow measurement – drainage area characteristics – hydrographs – storage and pondage – classification of dams and spill ways.

HYDRO PROJECTS AND PLANT: Classification – plant operation and pumped storage plants.

NUCLEAR POWER STATION: Nuclear fuel – breeding and fertile materials – nuclear reactor – reactor operation.

TYPES OF REACTORS: Pressurized water reactor, boiling water reactor, sodium-graphite reactor, fast breeder reactor, radiation hazards and shielding – radioactive waste disposal.

UNIT – IV

COMBINED OPERATIONS OF DIFFERENT POWER PLANTS: Introduction, advantages of combined working, load division between power stations, storage type hydro-electric plant in combination with steam plant, run-of-river plant in combination with steam plant, pump storage plant in combination with steam or nuclear power plant, co-ordination of hydro-electric and gas turbine stations,

POWER PLANT INSTRUMENTATION AND CONTROL: Importance of measurement and instrumentation in power plant, measurement of water purity, gas analysis, O₂ and CO₂ measurements, measurement of smoke and dust, measurement of moisture in carbon dioxide circuit, nuclear measurements.



JAWAHARLAL NEHRU TECHNOLOGICAL UNIVERSITY KAKINADA
KAKINADA – 533 003, Andhra Pradesh, India

DEPARTMENT OF MECHANICAL ENGINEERING

UNIT – V

POWER PLANT ECONOMICS AND ENVIRONMENTAL CONSIDERATIONS: Capital cost, investment of fixed charges, operating costs, general arrangement of power distribution, load curves, load duration curve, definitions of connected load, maximum demand, demand factor, average load, load factor, diversity factor – related exercises. effluents from power plants and Impact on environment – pollutants and pollution standards – methods of pollution control.

Text Books:

1. A course in Power Plant Engineering - Arora and Domkundwar/Dhanpatrai & Co.
2. Power Plant Engineering - P.C.Sharma / S.K.Kataria Pub

References:

1. Power Plant Engineering - P.K.Nag/ II Edition /TMH.
2. Power station Engineering – ElWakil / McGrawHill.
3. An Introduction to Power Plant Technology - G.D. Rai/Khanna Publishers

Course outcomes:

After undergoing this course the student can

- (1) Understand various conventional methods of power generation
- (2) To understand the principle of operation and performance of respective prime movers along with their economics and their impact on environment.
- (3) To understand the power plant instrumentation and control



JAWAHARLAL NEHRU TECHNOLOGICAL UNIVERSITY KAKINADA

KAKINADA – 533 003, Andhra Pradesh, India

DEPARTMENT OF MECHANICAL ENGINEERING

IV Year - I Semester		L	T	P	C
		3	0	0	3
OPTIMIZATION TECHNIQUES					

COURSE OBJECTIVES:

To enable the students learn the latest non-linear optimization techniques such as classical optimization methods, integer programming etc. Provide basic knowledge and enough competence to formulate the optimization problems.

UNIT I

INTRODUCTION TO OPTIMIZATION: Engineering applications of optimization- statement of an optimization problem- classification of optimization problem- optimization techniques.

CLASSICAL OPTIMIZATION TECHNIQUES: Single variable optimization- multivariable optimization with equality constraints- multivariable optimization with inequality constraints.

UNIT-II

UNCONSTRAINED OPTIMIZATION TECHNIQUES: Pattern search method- Rosenbrock's method of rotating coordinates- Simplex method- Descent methods- Gradient of function- Steepest Descent method.

UNIT-III

CONSTRAINED OPTIMIZATION TECHNIQUES: Characteristics of a constrained problem- methods of feasible directions - basic approach in the penalty function method- interior penalty function method- convex programming problem- exterior penalty function method.

UNIT-IV

GEOMETRIC PROGRAMMING (G.P): Solution of an unconstrained geometric programming, differential calculus method and arithmetic method. primal dual relationship and sufficiency conditions. Solution of a constrained geometric programming problem (G.P.P). Complimentary geometric programming (C.G.P)

UNIT-V

INTEGER PROGRAMMING (I.P): Graphical representation. Gomory's cutting plane method. Bala's algorithm for zero-one programming problem. Integer non linear programming.

TEXT BOOK:

1. Optimization Theory and Applications/ S.S.Rao/Wiley Eastern Limited, New Delhi.

REFERENCES:

1. Engineering Optimization / Kalyanmanai Deb/Prentice Hall of India, New Delhi.
2. Optimization Techniques-Theory and applications/C.Mohan & Kusum Deep/New Age International
3. Operations Research /S.D.Sharma / MacMillan Publishers

Course Out comes:

1. Students at the end of the course learn advanced optimization techniques to solve real-life problems
2. Students can able to formulate and solve various practical optimization problems in manufacturing and service organizations



JAWAHARLAL NEHRU TECHNOLOGICAL UNIVERSITY KAKINADA
KAKINADA – 533 003, Andhra Pradesh, India

DEPARTMENT OF MECHANICAL ENGINEERING

IV Year - I Semester		L	T	P	C
		3	0	0	3
MICRO ELECTRO MECHANICAL SYSTEMS					

UNIT – I

INTRODUCTION: Definition of MEMS, MEMS history and development, micro machining, lithography principles & methods, structural and sacrificial materials, thin film deposition, impurity doping, etching, surface micro machining, wafer bonding, LIGA.

MECHANICAL SENSORS AND ACTUATORS: Principles of sensing and actuation: beam and cantilever, capacitive, piezo electric, strain, pressure, flow, pressure measurement by micro phone, MEMS gyroscopes, shear mode piezo actuator, gripping piezo actuator, Inchworm technology.

UNIT – II

THERMAL SENSORS AND ACTUATORS: Thermal energy basics and heat transfer processes, thermistors, thermo devices, thermo couple, micro machined thermo couple probe, peltier effect heat pumps, thermal flow sensors, micro hot plate gas sensors, MEMS thermo vessels, pyro electricity, shape memory alloys (SMA), U-shaped horizontal and vertical electro thermal actuator, thermally activated MEMS relay, micro spring thermal actuator, data storage cantilever.

MAGNETIC SENSORS AND ACTUATORS: Magnetic materials for MEMS and properties, magnetic sensing and detection, magneto resistive sensor, more on hall effect, magneto diodes, magneto transistor, MEMS magnetic sensor, pressure sensor utilizing MOKE, magnetic MEMS actuators, by directional micro actuator, feedback circuit integrated magnetic actuator, large force reluctance actuator, magnetic probe based storage device.

UNIT – III

MICRO-OPTO-ELECTRO MECHANICAL SYSTEMS: Principle of MOEMS technology, properties of light, light modulators, beam splitter, micro lens, micro mirrors, digital micro mirror device (DMD), light detectors, grating light valve (GLV), optical switch, wave guide and tuning, shear stress measurement.

UNIT – IV

RADIO FREQUENCY (RF) MEMS: RF – based communication systems, RF MEMS, MEMS inductors, varactors, tuner/filter, resonator, clarification of tuner, filter, resonator, MEMS switches, phase shifter.

MICRO FLUIDIC SYSTEMS: Applications, considerations on micro scale fluid, fluid actuation methods, dielectro phoresis (DEP), electro wetting, electro thermal flow, thermo capillary effect, electro osmosis flow, opto electro wetting (OEW), tuning using micro fluidics, typical micro fluidic channel, microfluid dispenser, micro needle, molecular gate, micro pumps.

UNIT - V

CHEMICAL AND BIO MEDICAL MICRO SYSTEMS: Sensing mechanism & principle, membrane-transducer materials, chem.-lab-on-a-chip (CLOC) chemoresistors, chemocapacitors, chemotransistors, electronic nose (Enose), mass sensitive chemosensors, fluorescence detection, calorimetric spectroscopy.



JAWAHARLAL NEHRU TECHNOLOGICAL UNIVERSITY KAKINADA
KAKINADA – 533 003, Andhra Pradesh, India

DEPARTMENT OF MECHANICAL ENGINEERING

TEXT BOOK:

1. MEMS, Nitaigour Premchand Mahalik, TMH Publishing co.

REFERENCE BOOKS:

1. Foundation of MEMS, Chang Liu, Prentice Hall Ltd.
2. Bio-MEMS (Micro systems), Gerald Urban, Springer.
3. MEMS and Micro Systems: Design and Manufacture, Tai-Ran Hsu, TMH Publishers.

Course Outcomes: After completion of this course, the student shall be able to understand various micro electro mechanical system devices and components.



JAWAHARLAL NEHRU TECHNOLOGICAL UNIVERSITY KAKINADA

KAKINADA – 533 003, Andhra Pradesh, India

DEPARTMENT OF MECHANICAL ENGINEERING

IV Year - I Semester		L	T	P	C
		3	0	0	3
OPTIMIZATION METHODS					

UNIT -I INTRODUCTION

Concept of optimization – classification of optimization – problems.

UNIT- II LINEAR PROGRAMMING

Examples of linear programming problems – formulation simplex methods variable with upper bounds – duality principle -dual simplex method - sensitivity analysis – revised simplex procedure – solution of the transportation problem – assignment – network minimization – shortest route problem – maximal two problem – L.P. representation of networks.

UNIT -III UNCONSTRAINED OPTIMIZATION

Maximization and minimization of convex functions. Necessary and sufficient conditions for local minima – speed and order of convergence – univariate search – steepest and descent methods- metcher reeves method -conjugate gradient method.

UNIT- IV CONSTRAINED OPTIMIZATION

Necessary and sufficient condition – equality constraints, inequality constraints -kuhu – tucker conditions – gradient projection method – penalty function methods – cutting plane methods of sibel directions.

UNIT- V GENETIC ALGORITHMS (GA)

Differences and similarities between conventional and evolutionary algorithms, working principle, reproduction, crossover, mutation, termination criteria, different reproduction and crossover operators, GA for constrained optimization, draw backs of GA,

TEXT BOOK(S):

1.Rao S.S, "Optimization – Theory and applications", Wiley Easter Ltd., 1979.

REFERENCE BOOKS:

1. David G.Luerbeggan, "Introduction to Linear and Non Linear Programming", Addison Wesley Publishing Co. 1973.

2. Hadley G. "Nonlinear and – dynamic programming" Addison Wesley Publishing Co. 1964.

3. Cordan C.C. Beveridge and Robert S. Schedther, "Optimization, Theory and Practice" McGraw Hill Co.1970.



JAWAHARLAL NEHRU TECHNOLOGICAL UNIVERSITY KAKINADA
KAKINADA – 533 003, Andhra Pradesh, India

DEPARTMENT OF MECHANICAL ENGINEERING

4. HarndyA.Tahh. “operations Research, An Introduction”, Macmillan Publishers Co.NewYork,1982.
5. Beightferand S. others, “Foundations of Optimization Pill”, New Delhi, 1979

Course Outcomes:

1. Students at the end of the course learn advanced optimization techniques to solve real-life problems
2. Students can able to formulate and solve various practical optimization problems in manufacturing and service organizations



JAWAHARLAL NEHRU TECHNOLOGICAL UNIVERSITY KAKINADA
KAKINADA – 533 003, Andhra Pradesh, India

DEPARTMENT OF MECHANICAL ENGINEERING

IV Year - I Semester		L	T	P	C
		3	0	0	3
OPERATIONS MANAGEMENT					

Course objectives:

1. To develop an understanding of how the operations, have strategic importance and can provide a competitive advantage in the workplace.
2. To understand the relationship between operations and other business functions
3. To understand techniques of location and facility planning; line balancing; job designing; and
4. capacity planning in operations management.

UNIT-I

Forecasting: Introduction, types of forecasting and their uses, General principles of forecasting, forecasting techniques: qualitative and quantitative methods of Forecasting.

Production Systems: Types of production systems: job, batch, mass and flow type production.

UNIT-II

Plant Location: Factors affecting the plant location, comparison of rural and urban sites.

Plant Layout: Introduction, principles of plant layout, types of plant layouts

UNIT-III

Materials Management: Introduction, functions of materials management, inventory, inventory management, types of inventories, Selective inventory control techniques: ABC analysis, VED analysis.

Material Requirement Planning: Introduction, Inputs, outputs and MRP logic.

UNIT-IV

Aggregate Planning: Introduction, aggregate planning strategies, aggregate planning methods mathematical planning models, heuristic and computer search models, problems. Scheduling:

Introduction, difference with loading, scheduling policies, techniques, standard scheduling methods.

UNIT-V

Inventory Control: Deterministic models, safety stock inventory control systems Contemporary management techniques: Introduction to MRP-II, JIT, ERP and Supply chain management

TEXT BOOKS:

1. Operations Management /Joseph. G.Monks, International (3rd) Edition
2. Elements of Production Planning and Control / Samuel Eilon.
3. Modern Production/ operation managements / Baffa & Rakesh Sarin

REFERENCES:

1. Operations Management – S.N. Chary.
2. Inventory Control Theory and Practice / Martin K. Starr and David W. Miller.
3. Production And Operation Management / Martand Telsang
4. Production Control A Quantitative Approach / John E. Biegel.
5. Production Control / Moore.



JAWAHARLAL NEHRU TECHNOLOGICAL UNIVERSITY KAKINADA
KAKINADA – 533 003, Andhra Pradesh, India

DEPARTMENT OF MECHANICAL ENGINEERING

Course Outcomes: On completion of this course, the students will be able to

1. Identify the elements of operations management and various transformation processes to enhance productivity and competitiveness
2. Analyze plant and process layout
3. Develop aggregate capacity plans and MPS in operation environments.



JAWAHARLAL NEHRU TECHNOLOGICAL UNIVERSITY KAKINADA

KAKINADA – 533 003, Andhra Pradesh, India

DEPARTMENT OF MECHANICAL ENGINEERING

IV Year - I Semester		L	T	P	C
		3	0	0	3
NANO TECHNOLOGY					

Course Objectives:

1. To make the students acquire an understanding the Nanoscience and Applications

UNIT-I

GENERAL INTRODUCTION: Basics of Quantum Mechanics, Harmonic oscillator, magnetic Phenomena, band structure in solids, Mossbauer and Spectroscopy, optical phenomena bonding in solids, Anisotropy.

UNIT-II

SILICON CARBIDE: Application of Silicon carbide, nano materials preparation, Sintering of SiC, X-ray Diffraction data, electron microscopy sintering of nano particles,

NANO PARTICLES OF ALUMINA AND ZIRCONIA: Nano materials preparation, Characterization, Wear materials and nano composites,

UNIT-III

MECHANICAL PROPERTIES: Strength of nano crystalline SiC, Preparation for strength measurements, Mechanical properties, Magnetic properties,

Unit -IV

ELECTRICAL PROPERTIES: Switching glasses with nanoparticles, Electronic conduction with nano particles

OPTICAL PROPERTIES: Optical properties, special properties and the coloured glasses

UNIT-V

Process of synthesis of nano powders, Electro deposition, Important Nano materials

INVESTIGATING AND MANIPULATING MATERIALS IN THE NANOSCALE:

Electron microscopies, scanning probe microscopies, optical microscopies for nano science and technology, X-ray diffraction.

TEXT BOOKS:

1. Nano Materials- A.K.Bandyopadhyay/ New Age Publishers.
2. Nano Essentials- T.Pradeep/TMH

Course Outcomes: After completing this course students will be able to:

1. Learn the basic concepts of nanotechnology
2. Understand the synthesis of nanomaterials and their application
3. Apply their learned knowledge to develop Nanomaterial's.



JAWAHARLAL NEHRU TECHNOLOGICAL UNIVERSITY KAKINADA

KAKINADA – 533 003, Andhra Pradesh, India

DEPARTMENT OF MECHANICAL ENGINEERING

IV Year - I Semester		L	T	P	C
		3	0	0	3
FINITE ELEMENT ANALYSIS					

Course Objectives:

1. To learn basic principles of finite element analysis procedure
2. To learn the theory and characteristics of finite elements that represent engineering structures
3. To learn and apply finite element solutions to structural, thermal and dynamic problems.
4. Learn to model complex geometry problems and solution techniques.

UNIT-I

Introduction to finite element method, stress and equilibrium, strain – displacement relations, stress – strain relations, plane stress and plane strain conditions, variational and weighted residual methods, concept of potential energy, one dimensional problems.

Discretization of domain, element shapes, discretization procedures, assembly of stiffness matrix, band width, node numbering, mesh generation, interpolation functions, local and global coordinates, convergence requirements, treatment of boundary conditions.

UNIT – II

Analysis of Trusses: Finite element modeling, coordinates and shape functions, assembly of global stiffness matrix and load vector, finite element equations, treatment of boundary conditions, stress, strain and support reaction calculations.

Analysis of Beams: Element stiffness matrix for Hermite beam element, derivation of load vector for concentrated and UDL, simple problems on beams.

UNIT – III

Finite element modeling of two dimensional stress analysis with constant strain triangles and treatment of boundary conditions, formulation of axisymmetric problems.

UNIT-IV

Higher order and isoparametric elements: One dimensional quadratic and cubic elements in natural coordinates, two dimensional four noded isoparametric elements and numerical integration.

UNIT – V

Dynamic Analysis: Formulation of finite element model, element consistent and lumped mass matrices, evaluation of eigen values and eigen vectors, free vibration analysis.

Text Books:

1. The Finite Element Methods in Engineering / SS Rao / Pergamon.
2. Introduction to Finite Elements in Engineering/ Tirupathi R. Chandrupatla, Ashok D. Belgundu, Pearson Publishers.

References:

1. Finite Element Method with applications in Engineering / YM Desai, Eldho & Shah/Pearson publishers
2. An introduction to Finite Element Method / JN Reddy / McGraw Hill
3. The Finite Element Method for Engineers – Kenneth H. Huebner, Donald L. Dewhirst, Douglas E. Smith and Ted G. Byrom / John Wiley & sons (ASIA) Pte Ltd.

Course outcomes:



JAWAHARLAL NEHRU TECHNOLOGICAL UNIVERSITY KAKINADA
KAKINADA – 533 003, Andhra Pradesh, India

DEPARTMENT OF MECHANICAL ENGINEERING

Upon successful completion of this course you should be able to:

1. Understand the concepts behind variational methods and weighted residual methods in FEM
2. Identify the application and characteristics of FEA elements such as bars, beams, plane and isoparametric elements, and 3-D element .
3. Develop element characteristic equation procedure and generate global equations.
4. Able to apply Suitable boundary conditions to global equations, and reduce it to a solvable form.
5. Able to apply the FE procedure to field problems like heat transfer.



JAWAHARLAL NEHRU TECHNOLOGICAL UNIVERSITY KAKINADA
KAKINADA – 533 003, Andhra Pradesh, India

DEPARTMENT OF MECHANICAL ENGINEERING

IV Year - I Semester	L	T	P	C
	0	0	2	1
FINITE ELEMENT SIMULATION LAB				

The objective of this lab is to familiarize finite element simulation soft tools for the following applications:

1. Determination of deflection and stresses in 2D and 3D trusses and beams.
2. Determination of deflections component and principal and Von-mises stresses in plane stress, plane strain and Axisymmetric components.
3. Determination of stresses in 3D and shell structures (at least one example in each case)
4. Estimation of natural frequencies and mode shapes, Harmonic response of 2D beam.
5. Casting processes - Study of Solidification, temperatures, Residual stresses, metallurgical phases etc.
6. Forging processes - Study of cold working and hot working processes for extrusion, drawing, rolling, etc.
7. Forming Processes – Study of blanking, bending, deep drawing, etc.
8. Steady state heat transfer Analysis of plane and Axisymmetric components.
9. Convective heat transfer – Internal flow (study both velocity and thermal boundary layers)
10. Convective heat transfer – External flow (study both velocity and thermal boundary layers)
11. Radiation heat transfer– Emissivity



JAWAHARLAL NEHRU TECHNOLOGICAL UNIVERSITY KAKINADA
KAKINADA – 533 003, Andhra Pradesh, India

DEPARTMENT OF MECHANICAL ENGINEERING

IV Year - II Semester		L	T	P	C
		3	0	0	3
ADDITIVE MANUFACTURING					

Course Objectives:

The course aims at the importance of Additive Manufacturing, classifications, models, specifications of various Additive Manufacturing Techniques. To learn the different tools, softwares required and the applications of Additive Manufacturing.

UNIT – I

INTRODUCTION: Prototyping fundamentals, historical development, fundamentals of rapid prototyping, advantages and limitations of rapid prototyping, commonly used terms, classification of RP process.

LIQUID-BASED RAPID PROTOTYPING SYSTEMS: Stereo lithography Apparatus (SLA): models and specifications, process, working principle, photopolymers, photo polymerization, layering technology, laser and laser scanning, applications, advantages and disadvantages, case studies. Solid Ground Curing (SGC): models and specifications, process, working principle, applications, advantages and disadvantages, case studies.

UNIT-II

SOLID-BASED RAPID PROTOTYPING SYSTEMS: Laminated object manufacturing (LOM) - models and specifications, process, working principle, applications, advantages and disadvantages, case studies. Fused deposition modelling (FDM) - models and specifications, process, working principle, applications, advantages and disadvantages, case studies.

UNIT – III

POWDER BASED RAPID PROTOTYPING SYSTEMS: Selective laser sintering (SLS): models and specifications, process, working principle, applications, advantages and disadvantages, case studies. three dimensional printing (3DP): models and specifications, process, working principle, applications, advantages and disadvantages, case studies.

UNIT-IV

RAPID TOOLING: Introduction to rapid tooling (RT), conventional tooling Vs RT, Need for RT. rapid tooling classification: indirect rapid tooling methods: spray metal deposition, RTV epoxy tools, Ceramic tools, investment casting, spin casting, die casting, sand casting, 3D Keltool process. Direct rapid tooling: direct AIM, LOM Tools, DTM Rapid Tool Process, EOS Direct Tool Process and Direct Metal Tooling using 3DP.

UNIT – V

RAPID PROTOTYPING DATA FORMATS: STL Format, STL File Problems, consequence of building valid and invalid tessellated models, STL file Repairs: Generic Solution, other Translators, Newly Proposed Formats.

RP APPLICATIONS: Application in engineering, analysis and planning, aerospace industry, automotive industry, jewelry industry, coin industry, GIS application, arts and architecture. RP medical and bioengineering applications: planning and simulation of complex surgery, customized implants & prosthesis, design and production of medical devices, forensic science and anthropology, visualization of bimolecular.



JAWAHARLAL NEHRU TECHNOLOGICAL UNIVERSITY KAKINADA
KAKINADA – 533 003, Andhra Pradesh, India

DEPARTMENT OF MECHANICAL ENGINEERING

Text Books:

1. Rapid prototyping: Principles and Applications /Chua C.K., Leong K.F. and LIM C.S/World Scientific publications

References:

1. Rapid Manufacturing / D.T. Pham and S.S. Dimov/Springer
2. Wohlers Report 2000 /Terry T Wohlers/Wohlers Associates
3. Rapid Prototyping & Manufacturing / Paul F.Jacobs/ASME Press
4. Rapid Prototyping / Chua & Liou

Course Outcomes: The student shall be able to identify the use of Rapid Prototyping Techniques in the manufacturing of complex components that are otherwise very difficult to manufacture.



JAWAHARLAL NEHRU TECHNOLOGICAL UNIVERSITY KAKINADA
KAKINADA – 533 003, Andhra Pradesh, India

DEPARTMENT OF MECHANICAL ENGINEERING

IV Year - II Semester	L	T	P	C
	3	0	0	3
GAS DYNAMICS AND JET PROPULSION				

Course objectives:

The purpose of this course is to provide the student with the knowledge of basic principles of gas dynamics and its importance in jet propulsion applications.

UNIT-I

Introduction to gas dynamics: control volume and system approaches acoustic waves and sonic velocity - mach number - classification of fluid flow based on mach number - mach cone-compressibility factor - general features of one dimensional flow of a compressible fluid - continuity and momentum equations for a control volume.

UNIT-II

Isentropic flow of an ideal gas: basic equation - stagnation enthalpy, temperature, pressure and density- stagnation, acoustic speed - critical speed of sound- dimensionless velocity-governing equations for isentropic flow of a perfect gas - critical flow area - stream thrust and impulse function.

Steady one dimensional isentropic flow with area change-effect of area change on flow parameters- choking- convergent nozzle - performance of a nozzle under decreasing back pressure -De level nozzle - optimum area ratio effect of back pressure - nozzle discharge coefficients - nozzle efficiencies.

UNIT- III

Simple frictional flow: adiabatic flow with friction in a constant area duct-governing equations - fanno line limiting conditions - effect of wall friction on flow properties in an Isothermal flow with friction in a constant area duct-governing equations - limiting conditions.

Steady one dimensional flow with heat transfer in constant area ducts- governing equations - Rayleigh line entropy change caused by heat transfer - conditions of maximum enthalpy and entropy.

UNIT-IV

Effect of heat transfer on flow parameters: Intersection of Fanno and Rayleigh lines. Shock waves in perfect gas- properties of flow across a normal shock - governing equations - Rankine Hugoniat equations - Prandtl's velocity relationship - converging diverging nozzle flow with shock thickness - shock strength.

UNIT-V

Propulsion: Air craft propulsion: - types of jet engines - energy flow through jet engines, thrust, thrust power and propulsive efficiency turbojet components-diffuser, compressor, combustion chamber, turbines, exhaust systems.

Performance of turbo propeller engines, ramjet and pulsejet, scramjet engines. Rocket propulsion - rocket engines, Basic theory of equations - thrust equation - effective jet velocity - specific impulse - rocket engine performance - solid and liquid propellant rockets - comparison of various propulsion systems.



JAWAHARLAL NEHRU TECHNOLOGICAL UNIVERSITY KAKINADA
KAKINADA – 533 003, Andhra Pradesh, India

DEPARTMENT OF MECHANICAL ENGINEERING

Text Books:

1. Compressible fluid flow /A. H. Shapiro / Ronald Press Co., 1953
2. Fundamentals of compressible flow with aircraft and rocket propulsion/S. M. Yahya/New Age international Publishers
3. Fundamental of Gas dynamics-2nd edition/ M J Zucker/ Wiley publishers

References:

1. Elements of gas dynamics / HW Liepman & A Roshko/Wiley
2. Aircraft & Missile propulsion /MJ Zucrow/Wiley
3. Gas dynamics / M.J. Zucrow & Joe D.Holfman / Krieger Publishers

Course outcomes: At the end of the course student will be able to

CO1: Illustrate fluid flow systems

CO2: Analyze the isotropic flow of an ideal gas and its parameter

CO3: Study simple frictional flow with heat transfer problems

CO4: Analyze the impact of heat transfer on flow parameters.

CO5: Performance evaluation of different propulsion systems



JAWAHARLAL NEHRU TECHNOLOGICAL UNIVERSITY KAKINADA

KAKINADA – 533 003, Andhra Pradesh, India

DEPARTMENT OF MECHANICAL ENGINEERING

IV Year - II Semester		L	T	P	C
		3	0	0	3
PRODUCT DESIGN AND DEVELOPMENT					

COURSE OBJECTIVES:

The main learning objective of this course is to prepare the students for the understanding the principles of product development process, customer needs, setting product specification, testing and prototyping for new product design and development.

UNIT I

INTRODUCTION

Introduction – A Generic Development Process – Adapting the Generic Product Development Process - Product Development Process Flows- Digital tools for product design– Identifying Customer Needs - Product Specifications: Establishing Target Specifications; Setting the Final Specifications.

UNIT II

CONCEPT GENERATION

Concept Generation: The Activity of Concept Generation - Concept Selection: Concept Screening; Concept Scoring – Concept Testing – Concept innovation using TRIZ

UNIT III

PRODUCT ARCHITECTURE

Implications of the Architecture; Establishing the Architecture; Delayed Differentiation; Platform Planning; Related System-Level Design Issues – Industrial Design: Assessing the Need for Industrial Design; Impact of Industrial Design; The Industrial Design Process; Management of the Industrial Design Process; Assessing the Quality of Industrial Design.

UNIT IV

DFM AND PROTOTYPING

Design for Manufacturing: Estimate the Manufacturing Costs; Reduce the Costs of Components; Reduce the Costs of Assembly; Reduce the Costs of Supporting Production; Consider the Impact of DFMA– Prototyping: Type; Uses; Principles; Technologies; Planning for Prototypes.

UNIT V

PRODUCT DEVELOPMENT ECONOMICS

Elements of Economic Analysis; Economic Analysis Process – sustainable product development: framework and metrics – life cycle assessment of a product: stages and impact

TEXT BOOK:

1. Jamnia, A., Introduction to Product Design and Development for Engineers, CRC Press, 2018.
2. Karl, T. Ulrich and Steven, D. Eppinger, “Product Design and Development”, McGraw Hill, 2003.

REFERENCES:

1. Belz A., 36-Hour Course: “Product Development” McGraw-Hill, 2010.
2. Chitale, A. K. and Gupta, R. C., Product Design and Manufacturing, PHI Learning, 2013.
3. Pugh S., “Total Design – Integrated Methods for successful Product Engineering”, Addison Wesley Publishing, 1991.
4. Rosenthal S., “Effective Product Design and Development”, Business One, 1992.



JAWAHARLAL NEHRU TECHNOLOGICAL UNIVERSITY KAKINADA
KAKINADA – 533 003, Andhra Pradesh, India

DEPARTMENT OF MECHANICAL ENGINEERING

5. Silva, A., Handbook of Research on Trends in Product Design and Development: Technological and Organizational Perspectives: Technological and Organizational Perspectives, IGI Global, 2010.
6. Devdas Shetty, “Product design for Engineers”, Cengage Learning

COURSE OUTCOMES:

Upon completion of this course, the students will be able to:

1. Apply the principles of generic development process; conduct customer need analysis; and set product specification for new product design and development.
2. Generate, select, screen, and test concepts for new product design and development.
3. Apply the principles of product architecture and industrial design to design and develop new products.
4. Apply the principles of DFMA and Prototyping to design and develop new product.
5. Apply the concepts of economics principles sustainable product development and life cycle assessment.



JAWAHARLAL NEHRU TECHNOLOGICAL UNIVERSITY KAKINADA
KAKINADA – 533 003, Andhra Pradesh, India

DEPARTMENT OF MECHANICAL ENGINEERING

IV Year - II Semester	L	T	P	C
	3	0	0	3
RELIABILITY ENGINEERING				

Course Objectives:

The aim of the course is to stress the importance of reliability in engineering and products and also the concept of maintainability, failure modes and testing methods.

Unit I : Concepts of Reliability

Definition of Reliability – Reliability Vs Quality-Reliability Function-MTTF – Hazard Rate Function-Bathtub Curve – Derivation Of The Reliability Function-Constant Failure Rate Model – Time Dependent Failure Models. Weibull Distribution – Normal Distribution – The Lognormal Distribution.

Unit II: System and Models

Serial Configuration – Parallel Configuration – Combined Series Parallel Systems – System Structure Function, Minimal Cuts And Minimal Paths – Markov Analysis – Load Sharing Systems, Standby System, Degraded Systems, Three State Devices – Covariate Models, Static Models, Dynamic Models, Physics Of Failure Models.

Unit : III Design for Reliability

Reliability Design Process – System Effectiveness – Economic Analysis And Life Cycle Cost – Reliability Allocation – Optimal, Arinc, Agree, – Design Methods – Parts And Material Selection, Derating, Stress- Strength Analysis – Failure Analysis – Identification Of Failure Mode – Determination Of Causes –Assessment Of Effects – Classification Of Severity – Computation Of Criticality Index – Corrective Action – System Safety And Fta.

Unit-IV: Maintainability

Analysis Of Downtime – The Repair Time Distribution – Stochastic Point Processes – System Repair Time – Reliability Under Preventive Maintenance – State Dependent Systems With Repair – Mtr-Mean System Downtime – Mtr – Mh/Oh – Cost Model – Fault Isolation And Self Diagnostics – Repair Vs Replacement – Replacement Model – Proactive, Preventive, Predictive Maintenance – Maintenance And Spares Provisioning – Maintainability Prediction And Demonstration – Concepts And Definition Of Availability.



JAWAHARLAL NEHRU TECHNOLOGICAL UNIVERSITY KAKINADA
KAKINADA – 533 003, Andhra Pradesh, India

DEPARTMENT OF MECHANICAL ENGINEERING

Unit-V : Optimization Of System Reliability

Optimization Techniques For System Reliability With Redundancy – Heuristic Methods Applied To Optimal System Reliability- Redundancy Allocation By Dynamic Programming – Reliability Optimization By Non Linear Programming.

Text Books:

- Charles E. Ebling, “An Introduction To Reliability And Maintainability Engg”, Tata Mcgraw-Hill, 2000.

References:

- Patrick D T O’connor, “Practical Reliability Engineering”, John-Wiley And Sons Inc, 2002.
- David J Smith, “Reliability, Maintainability And Risk: Practical Methods For Engineers”, Butterworth, 2002
- Way Kuo, Rajendra Prasad V, Frank A And Tillman, Ching- Lai Hwang “Optimal Reliability Design And Applciations”, Cambridge University Press P Ltd., 2001.
- Srinath I.S, Engineering Design And Reliability, Iste, 1999.
- Oleg Vinogradov, “Introduction To Mechanical Reliability: A Designers Approach, Hemisphere Publications, 1991.

Course Outcomes

- CO1: Explain the basic concepts of Reliability Engineering and its Understand measures.
- CO 2. Predict the Reliability at system level using various models.
- CO 3. Design the test plan to meet the reliability Requirements.
- CO 4. Predict and estimate the reliability from failure data.
- CO 5. Develop and implement a successful Reliability programme



JAWAHARLAL NEHRU TECHNOLOGICAL UNIVERSITY KAKINADA
KAKINADA – 533 003, Andhra Pradesh, India

DEPARTMENT OF MECHANICAL ENGINEERING

IV Year - II Semester	L	T	P	C
	3	0	0	3
CONDITION MONITORING				

UNIT – I

Introduction to maintenance and condition based maintenance, Definition, system approach, objectives, responsibilities of maintenance department, maintenance strategies, principles of maintenance, concepts of maintainability, availability and reliability, implementation of CBM, comparison of CBM with other maintenance techniques and case studies (overview). Introduction to condition monitoring, Basic concept, techniques - visual monitoring, temperature monitoring, vibration monitoring, lubricant monitoring, crack monitoring, thickness monitoring, noise and sound monitoring.

UNIT – II

Basic signal processing techniques Probability distribution and density, Fourier analysis, Hilbert Transform, Cepstrum analysis, Digital filtering, Deterministic / random signal separation, Time-frequency analysis. Wavelet Transform Introduction to Wavelets, Continuous Wavelet Transform (CWT), Discrete Wavelet Transform (DWT), Wavelet Packet Transform (WPT), types of wavelets – Haar wavelets, Shannon wavelets, Meyer wavelets, Daubechies wavelets, Coifmann wavelets and applications of wavelets.

UNIT - III

Vibration Monitoring, Introduction, vibration data collection, techniques, instruments, transducers, selection, measurement location, time domain analysis, frequency domain analysis, time-frequency domain analysis and commonly witnessed machinery faults diagnosed by vibration analysis.

Rotating and reciprocating machines, Vibration signals from rotating and reciprocating machines – signal classification, signals generated by rotating machines, signals generated by reciprocating machines.

UNIT – IV

Mechanical fault diagnosis, Wear monitoring and lubricant analysis - sources of contamination, techniques, Spectrometric, Oil Analysis Procedure (SOAP) and ferrography. Nondestructive testing techniques, Measurement of surface and subsurface flaws – liquid penetrant inspection, eddy current inspection, radiographic inspection, ultrasonic inspection.

UNIT – V

Condition monitoring of rolling element bearings and gear, Introduction, construction, types of faults, rolling element bearing diagnostics and gear diagnostics. Tool wear monitoring, Introduction, techniques and case studies.

TEXT BOOKS:

1. Robert Bond Randall – Vibration-Based Condition Monitoring – Industrial, Aerospace and Automotive applications, John Wiley & Sons Ltd., 2011
2. R.A.Collacot – Mechanical Fault Diagnosis – Chapman and Hall Ltd., 1977.
3. ISTE Course material on Condition Monitoring.
4. R.C.Mishra, K.Pathak – Maintenance Engineering and Management, Prentice Hall of India Pvt. Ltd., 2002.
5. K. P. Soman, K. I. Ramachandran, N. G. Resmi – Insight into wavelet from theory to practice, Third Edition, Prentice Hall of India,



JAWAHARLAL NEHRU TECHNOLOGICAL UNIVERSITY KAKINADA
KAKINADA – 533 003, Andhra Pradesh, India

DEPARTMENT OF MECHANICAL ENGINEERING

REFERENCES BOOKS:

1. John S.Mitchell, Introduction to Machinery Analysis and Monitoring, PennWell Books,1993.
2. Elsevier-“Hand book of Condition Monitoring” ELSEVIER SCIENCE
3. R.A.Collacott, “Vibration monitoring and diagnosis”, Wiley,1979.
4. RaoJ.S.,“VibratoryConditionMonitoringofMachines”,CRCPress,2000.
5. “ConditionMonitoringmanual”,NationalProductivityCouncil,NewDelhi.

Course Outcomes:

At the end of this course the student shall be able to:

1. Understand the types of maintenance used and its significance, role of condition based maintenance in industries, familiarize with different condition monitoring techniques and its advantages in industries.
2. Implement the basic signal processing techniques.
3. Understand the role of vibration monitoring, its methodology and its use in condition monitoring of rotating and reciprocating machines.
4. Understand the significance of mechanical fault diagnosis and non-destructive testing techniques in monitoring and maintenance.
5. Study condition monitoring of rolling element bearing, gears and tool condition monitoring techniques in machining.



JAWAHARLAL NEHRU TECHNOLOGICAL UNIVERSITY KAKINADA

KAKINADA – 533 003, Andhra Pradesh, India

DEPARTMENT OF MECHANICAL ENGINEERING

IV Year - II Semester		L	T	P	C
		3	0	0	3
COMPUTATIONAL FLUID DYNAMICS					

Course Objectives:

The course aims at providing required numerical and software techniques for solving various engineering problems involving fluid flow.

UNIT-I

Number system and errors, representation of integers, fractions, floating point arithmetic, loss of significance and error propagation, condition and instability, computational methods for error estimation, convergence of sequences.

Solution of a system of simultaneous linear algebraic equations, iterative schemes of matrix inversion, direct methods for matrix inversion, direct methods for banded matrices.

UNIT-II

conservation of mass, Newton's second law of motion, expanded forms of Navier-Stokes equations, conservation of energy principle, special forms of the Navier-Stokes equations.

Steady flow, dimensionless form of momentum and energy equations, Stokes equation, conservative body force fields, stream function - vorticity formulation.

UNIT-III

Finite difference applications in heat conduction and convection – heat conduction, steady heat conduction in a rectangular geometry, transient heat conduction, finite difference application in convective heat transfer, closure.

Finite differences, discretization, consistency, stability, and fundamentals of fluid flow modelling: introduction, elementary finite difference quotients, implementation aspects of finite-difference equations, consistency, explicit and implicit methods.

UNIT –IV

Introduction to first order wave equation, stability of hyperbolic and elliptic equations, fundamentals of fluid flow modelling, conservative property, the upwind scheme.

UNIT –V

FINITE VOLUME METHOD: Approximation of surface integrals, volume integrals, interpolation and differentiation practices, upwind interpolation, linear interpolation and quadratic interpolation.

Text Books:

1. Numerical heat transfer and fluid flow / Suhas V. Patankar/Butter-worth Publishers
2. Computational fluid dynamics - Basics with applications /John. D. Anderson / Mc Graw Hill.

References:

1. Computational Fluid Flow and Heat Transfer/ Niyogi/Pearson Publications
2. Fundamentals of Computational Fluid Dynamics /Tapan K. Sengupta / Universities Press.
3. Computational fluid dynamics: An introduction, 3rd edition/John.F Wendt/Springer publishers

Course Outcomes:

After undergoing the course the student shall be able to apply various numerical tools like finite volume, finite difference etc for solving the different fluid flow heat transfer problems.



JAWAHARLAL NEHRU TECHNOLOGICAL UNIVERSITY KAKINADA
KAKINADA – 533 003, Andhra Pradesh, India

DEPARTMENT OF MECHANICAL ENGINEERING

IV Year - II Semester		L	T	P	C
		3	0	0	3
NON - DESTRUCTIVE EVALUATION					

Course Objectives:

1. The students are to be exposed to the concepts of various NDE techniques using radiography, ultrasonics, liquid penetrates, magnetic patches and Eddy currents
2. They will learn basic principles of these methods and will be able to select a testing process
3. They will understand the advantages and disadvantages of these techniques.

UNIT – I

Introduction to non-destructive testing: Visual Inspection. Radiography: Sources of ray-x-ray production - properties of d and x rays - film characteristics - exposure charts - contrasts - operational characteristics of x ray equipment - applications.

UNIT – II

Ultrasonic test: Reflection, Refraction, Diffraction, Mode Conversion and Attenuation, Sound Field, Piezo-electric Effect .Production of ultrasonic waves - different types of waves - general characteristics of waves - pulse echo method –A, B, C scans - Principles of acoustic emission techniques - Advantages and limitations - Instrumentation - applications. Ultrasonic Transducers and their Characteristics.

UNIT – III

Liquid Penetrant Test: Liquid Penetrant Test, Basic Concepts, Liquid Penetrant System, Test Procedure, Effectiveness and Limitations of Liquid Penetrant Testing, Eddy Current Test: Principle of Eddy Current, Eddy Current Test System, Applications of Eddy Current Testing Effectiveness of Eddy Current Testing

UNIT – IV

Magnetic Particle Test: Magnetic Materials, Magnetization of Materials , Demagnetization of Materials, Principle of Magnetic Particle Test, Magnetic Particle Test Equipment, Magnetic Particle Test Procedure, Standardization and Calibration, Interpretation and Evaluation, Effective Applications and Limitations of the Magnetic Particle Test.

UNIT – V

Thermography: Thermography Principles, types, applications, advantages and limitations. Optical and Acoustical holography- Principles, types, applications, advantages and limitations. Case studies: weld, cast and formed components.

Industrial Applications of NDE: Span of NDE Activities Railways, Nuclear, Non-nuclear and Chemical Industries, Aircraft and Aerospace Industries, Automotive Industries, Offshore Gas and Petroleum Projects, Coal Mining Industry, NDE of pressure vessels, castings, welded constructions

TEXT BOOKS:

1. Non-Destructive Examination and Quality Control, ASM International, Vol.17, 9th edition (1989)
2. J.Prasad and C. G. K. Nair, Non-Destructive Test and Evaluation of Materials, Tata McGraw-Hill Education, 2nd edition (2011).
3. B.Raj, T. Jayakumar and M. Thavasimuthu, Practical Non Destructive Testing, Alpha Science International Limited, 3 rd edition (2007).
4. Ultrasonic testing of materials/ H Krautkramer/Springer



JAWAHARLAL NEHRU TECHNOLOGICAL UNIVERSITY KAKINADA
KAKINADA – 533 003, Andhra Pradesh, India

DEPARTMENT OF MECHANICAL ENGINEERING

5. J. Krautkramer and H. Krautkramer, Ultrasonic Testing of Materials, Springer, 4 th edition (1990)
6. Nondestructive evaluation of materials by infrared thermography / X. P. V. Maldague, Springer-Verlag, 1 st edition, (1993)

REFERENCES:

1. Ultrasonic inspection training for NDT/ E. A. Gingel/Prometheus Press,
2. ASTM Standards, Vol 3.01, Metals and alloys
3. Non-destructive, Hand Book – R. Hamchand

Course Outcomes:

1. Comprehensive, theory based understanding of the techniques and methods of non destructive testing
2. Apply methods knowledge of non destructive testing to evaluate products of railways, automobiles, aircrafts, chemical industries etc.



JAWAHARLAL NEHRU TECHNOLOGICAL UNIVERSITY KAKINADA
KAKINADA – 533 003, Andhra Pradesh, India

DEPARTMENT OF MECHANICAL ENGINEERING

IV Year - II Semester		L	T	P	C
		3	0	0	3
CONTROL SYSTEMS					

Course Objectives:

- To learn the mathematical modeling of physical systems and to use block diagram algebra and signal flow graph to determine overall transfer function
- To analyze the time response of first and second order systems and improvement of performance by proportional plus derivative and proportional plus integral controllers
- To investigate the stability of closed loop systems using Routh's stability criterion and the analysis by root locus method.
- To discuss basic aspects of design and compensation of linear control system using Bode plot.
- To present the Frequency Response approaches for the analysis of linear time invariant (LTI) systems using Bode plots, polar plots.
- Ability to formulate state models and analyze the systems. To learn the concepts of Controllability and observability.

UNIT – I:

Mathematical modeling of control systems

Classification of control systems, open loop and closed loop control systems and their differences, Feedback characteristics, transfer function of linear system, differential equations of electrical networks, translational and rotational mechanical systems, transfer function of DC servo motor – AC servo motor – stepper motor – synchro, transmitter and receiver – block diagram algebra – representation by signal flow graph – reduction using Mason's gain formula.

UNIT-II:

Time response analysis

Standard test signals – time response of first and second order systems – time domain specifications, steady state errors and error constants, P, PI, PID controlles.

Stability and rootlocus technique

The concept of stability – Routh's stability criterion –limitations of Routh's stability, Root locus concept – construction of root loci (simple problems).

UNIT-IV:

Frequency response analysis

Introduction to frequency domain specifications – Bode diagrams – transfer function from the Bode diagram – phase margin and gain margin – stability analysis from Bode plots, Polar plots, Nyquist stability criterion.

UNIT-V:

State space analysis of LTI systems

Concepts of state, state variables and state model, state space representation of transfer function, State Transition Matrix and it's Properties, concepts of controllability and observability.



JAWAHARLAL NEHRU TECHNOLOGICAL UNIVERSITY KAKINADA
KAKINADA – 533 003, Andhra Pradesh, India

DEPARTMENT OF MECHANICAL ENGINEERING

Course Outcome:

The student should be able to:

- Derive the transfer function of physical systems and determination of overall transfer function using block diagram algebra and signal flow graphs.
- Determine time response specifications of second order systems and to determine error constants.
- Analyze absolute and relative stability of LTI systems using Routh's stability criterion and the root locus method.
- Analyze the stability of LTI systems using frequency response methods.
- Represent physical systems as state models and determine the response. Understanding the concepts of controllability and observability.

Text Books:

1. Modern Control Engineering by Kotsuhiko Ogata, Prentice Hall of India.
2. Automatic control systems by Benjamin C.Kuo, Prentice Hall of India, 2nd Edition.

Reference Books:

1. Control Systems principles and design by M.Gopal, Tata Mc Graw Hill education Pvt Ltd., 4th Edition.
2. Control Systems by Manik Dhanesh N, Cengage publications.
3. Control Systems Engineering by I.J.Nagarath and M.Gopal, Newage International Publications, 5th Edition.
4. Control Systems Engineering by S.Palani, Tata Mc Graw Hill Publications.



JAWAHARLAL NEHRU TECHNOLOGICAL UNIVERSITY KAKINADA

KAKINADA – 533 003, Andhra Pradesh, India

DEPARTMENT OF MECHANICAL ENGINEERING

IV Year - II Semester		L	T	P	C
		3	0	0	3
ENTREPRENEURSHIP DEVELOPMENT					

COURSE OBJECTIVE:

The aim of this course is to develop and strengthen entrepreneurial quality and motivation among students. This course will impart the basic entrepreneurial skills and understandings to run a business efficiently and effectively.

UNIT I ENTREPRENEURIAL COMPETENCE

Entrepreneurship concept – Entrepreneurship as a Career – Entrepreneurial Personality -Characteristics of Successful, Entrepreneur – Knowledge and Skills of Entrepreneur, types of entrepreneurship, women-rural- tourism- social – agri –family - entrepreneurship.

UNIT II ENTREPRENEURIAL ENVIRONMENT AND POLICIES

Business Environment - Role of Family and Society - Entrepreneurship Development Training and Other Support Organisational Services –Central and State Government Industrial Policies and Regulations - International Business.

UNIT III BUSINESS PLAN PREPARATION

Sources of Product for Business - Prefeasibility Study - Criteria for Selection of Product -Ownership - Capital - Budgeting Project Profile Preparation - Matching Entrepreneur with the Project - Feasibility Report Preparation and Evaluation Criteria.

UNIT IV LAUNCHING OF SMALL BUSINESS

Finance and Human Resource Mobilization Operations Planning - Market and Channel Selection - Growth Strategies - Product Launching – Incubation, Venture capital, IT startups.

UNIT V MANAGEMENT OF SMALL BUSINESS

Monitoring and Evaluation of Business - Preventing Sickness and Rehabilitation of Business Units- Effective Management of small Business. Intellectual property rights (IPR) and Micro small medium enterprises (MSME).

Text Books:

1. Hisrich, Entrepreneurship, Tata McGraw Hill, New Delhi, 2001.
2. S.S.Khanka, Entrepreneurial Development, S.Chand and Company Limited, New Delhi, 2001.

References

1. Mathew Manimala, Entrepreneurship Theory at the Crossroads, Paradigms & Praxis, Biztrantra ,2nd Edition 2005
2. Prasanna Chandra, Projects – Planning, Analysis, Selection, Implementation and Reviews, Tata McGraw-Hill, 1996.
3. P.Saravanavel, Entrepreneurial Development, Ess Pee kay Publishing House, Chennai -1997.



JAWAHARLAL NEHRU TECHNOLOGICAL UNIVERSITY KAKINADA
KAKINADA – 533 003, Andhra Pradesh, India

DEPARTMENT OF MECHANICAL ENGINEERING

COURSE OUTCOME:

Upon completing this course, students are able to

- Gain the competency of preparing business plans
- Get the awareness on industrial policies
- Study the impact of launching small business
- Understand the recourse planning and market selection for start ups.



JAWAHARLAL NEHRU TECHNOLOGICAL UNIVERSITY KAKINADA

KAKINADA – 533 003, Andhra Pradesh, India

DEPARTMENT OF MECHANICAL ENGINEERING

IV Year - II Semester		L	T	P	C
		3	0	0	3
HYDROGEN & FUEL CELLS					

Course Objective : To introduce to emerging technologies like production and storage of Hydrogen

Unit-1

Hydrogen Energy Economy: Hydrogen Energy Economy – Conception, Present status and a vision – Applications of Hydrogen - Transport application-cars, light trucks, buses - Stationary and Portable-Electronic gadgets.

Unit-2

Hydrogen And Production Techniques: Hydrogen – Physical and chemical properties, salient characteristics - Production of hydrogen – Steam reforming – Water electrolysis – Gasification and woody biomass conversion – Biological hydrogen production – Photo dissociation – Direct thermal or catalytic splitting of water.

Unit-3

Hydrogen Storage & Transport: Hydrogen storage options – Compressed gas – Liquid hydrogen – Hydride – Chemical Storage – Comparisons - Transport of Hydrogen - Pipelines, gaseous, liquid and compound materials.

Unit-4

Fuel Cells: History – Principle - Working - Thermodynamics and kinetics of fuel cell process – Performance evaluation of fuel cell – Comparison on battery Vs fuel cell - Types of fuel cells – AFC, PAFC, SOFC, MCFC, DMFC, PEMFC – Relative merits and demerits.

Unit-5

Application Of Fuel Cell: Fuel cell usage for domestic power systems - Large scale power generation – Automobile - Space - Environmental analysis of usage of Hydrogen in Fuel cell - Future trends in fuel cells.

Reference Books:

1. Hydrogen and Fuel Cells: A Comprehensive Guide, Rebecca L. and Busby, Penn Well Corporation, Oklahoma (2005)
2. Hydrogen and Fuel Cells: Emerging Technologies and Applications, Bent Sorensen (Sørensen), Elsevier, UK (2005)
3. Fuel Cell and Their Applications, Kordesch, K and G.Simader, Wiley-Vch, Germany (1996).
4. Fuel Cells: Theory and Application, Hart, A.B and G.J.Womack, Prentice Hall, NewYork Ltd., London (1989)
5. The Hydrogen Economy, Jeremy Rifkin, Penguin Group, USA (2002).
6. Fuel Cells – Principles and Applications, Viswanathan, B and M Aulice Scibioh, Universities Press (2006)

Course Outcome:

CO1: Students gets exposure to different fuel cells in particularly Hydrogen fuel cells



JAWAHARLAL NEHRU TECHNOLOGICAL UNIVERSITY KAKINADA
KAKINADA – 533 003, Andhra Pradesh, India

DEPARTMENT OF MECHANICAL ENGINEERING

IV Year - II Semester		L	T	P	C
		3	0	0	3
ROBOTICS					

Course Objectives: The goal of the course is to familiarize the students with the concepts and techniques in robotic engineering, manipulator kinematics, dynamics and control, chose, and incorporate robotic technology in engineering systems.

- Make the students acquainted with the theoretical aspects of Robotics
- Enable the students to acquire practical experience in the field of Robotics through design projects and case studies.
- Make the students to understand the importance of robots in various fields of engineering.
- Expose the students to various robots and their operational details.

UNIT - I

Robotics-Introduction-classification with respect to geometrical configuration (Anatomy), Controlled system & chain type: Serial manipulator & Parallel Manipulator. Components of Industrial robotics-precision of movement-resolution, accuracy & repeatability-Dynamic characteristics- speed of motion, load carrying capacity & speed of response-Sensors-Internal sensors: Position sensors,& Velocity sensors, External sensors: Proximity sensors, Tactile Sensors, & Force or Torque sensors.

UNIT - II

Grippers - Mechanical Gripper-Grasping force-Engelberger-g-factors-mechanisms for actuation, Magnetic gripper , vaccume cup gripper-considerations in gripper selection & design . Industrial robots specifications. Selection based on the Application.

UNIT - III

Kinematics-Manipulators Kinematics, Rotation Matrix, Homogenous Transformation Matrix, D-H transformation matrix, D-H method of assignment of frames. Direct and Inverse Kinematics for industrial robots. Differential Kinematics for planar serial robots

UNIT - IV

Trajectory planning: Joint space scheme- Cubic polynomial fit-Obstacle avoidance in operation space-cubic polynomial fit with via point, bleding scheme. Introduction Cartesian space scheme.

Control- Interaction control, Rigid Body mechanics, Control architecture- position, path velocity, and force control systems, computed torque control, adaptive control, and Servo system for robot control.

UNIT - V

Programming of Robots and Vision System-Lead through programming methods- Teach pendent-overview of various textual programming languages like VAL etc.

Machine (robot) vision:



JAWAHARLAL NEHRU TECHNOLOGICAL UNIVERSITY KAKINADA
KAKINADA – 533 003, Andhra Pradesh, India

DEPARTMENT OF MECHANICAL ENGINEERING

TEXT BOOKS:

1. Industrial Robotics / Groover M P /Mc Graw Hill
2. Introduction to Robotics / John J. Craig/ Pearson

REFERENCE BOOKS:

1. Theory of Applied Robotics /Jazar/Springer.
2. Robotics / Ghosal / Oxford

Course outcomes: After this completion of this course, the student should be able to

- Understand the basic components of robots.
- Differentiate types of robots and robot grippers.
- Model forward and inverse kinematics of robot manipulators.
- Analyze forces in links and joints of a robot.
- Programme a robot to perform tasks in industrial applications.
- Design intelligent robots using sensors.



JAWAHARLAL NEHRU TECHNOLOGICAL UNIVERSITY KAKINADA
KAKINADA – 533 003, Andhra Pradesh, India

DEPARTMENT OF MECHANICAL ENGINEERING

IV Year - II Semester		L	T	P	C
		3	0	0	3
ENERGY MANAGEMENT					

Course Objectives: The course is intended to

- Demonstrate the importance and role of energy management in the functional areas like Manufacturing Industry, Process Industry, Commerce and Government.
- To know the different energy resources
- Understand thermodynamic power cycles and the associated processes and fuels.
- Understand the economics of energy conversion
- Enable the students to understand the basic energy conversion and management principles and to identify sources of energy loss and target savings
- Enable students in carrying out budgeting and risk analysis

UNIT-I: INTRODUCTION: Principles of energy management Managerial organization, Functional areas for i) manufacturing industry, ii) Process industry, iii) Commerce, iv) Government, Role of Energy manager in each of these organizations. Initiating, Organizing and managing energy management programs

UNIT-II: ENERGY AUDIT: Definition and concepts. Types of energy audits, Basic energy concepts, Resources for plant energy studies. Data gathering, Analytical techniques. Energy Conservation: Technologies for energy conservation, Design for conservation of energy materials, Energy flow networks. Critical assessment of energy usage. Formulation of objectives and constrains, Synthesis of alternative options and technical analysis of options. Process integration.

UNIT-III: ECONOMIC ANALYSIS: Scope, Characterization of an investment project. Types of depreciation, Time value of money. Budget considerations, Risk analysis.

UNIT-IV: METHODS OF EVALUATION OF PROJECTS: Payback, Annualized costs, Investor's rate of return, Present worth, Internal rate of return. Pros and cons of the common method of analysis. Replacement analysis.

UNIT-V: ALTERNATIVE ENERGY SOURCES: SOLAR ENERGY: Types of devices for solar energy collections, Thermal storage system, Control systems. Wind Energy. Availability, Wind Devices. Wind Characteristics, performance of turbines and systems.



JAWAHARLAL NEHRU TECHNOLOGICAL UNIVERSITY KAKINADA
KAKINADA – 533 003, Andhra Pradesh, India

DEPARTMENT OF MECHANICAL ENGINEERING

TEXT BOOKS:

- Energy Management by Murfy
- General Aspects of Energy Management and Audit, National Productivity Council of India, Chennai (Course Material- National Certification Examination for Energy Management)

REFERENCE BOOKS:

- Energy Management Handbook, W.C. Turner, 5th Edition, Marcel Dekker, Inc, New York, 2005.
- Guide to Energy Management, B. L. Capehart, W. C. Turner, W. J. Kennedy, CRC Press, New York, 2005.
- Energy Management by O.P. Collagan

Course Outcomes: At the end of the course, the student will be able to:

1. Explain the fundamentals of energy management and its influence on environment
2. Describe methods of energy production for improved utilization.
3. Apply the principles of thermal engineering and energy management to improve the performance of thermal systems. Analyze the methods of energy conservation and energy efficiency for buildings, airconditioning, heat recovery and thermal energy storage systems.
4. Assess energy projects on the basis of economic and financial criteria.



JAWAHARLAL NEHRU TECHNOLOGICAL UNIVERSITY KAKINADA
KAKINADA – 533 003, Andhra Pradesh, India

DEPARTMENT OF MECHANICAL ENGINEERING

IV Year - II Semester	L	T	P	C
	3	0	0	3
3D PRINTING TECHNOLOGIES				

Course Objectives:

- To understand the fundamental concepts of Rapid Prototyping and 3-D printing, its advantages and limitations.
- To classify various types of Additive Manufacturing Processes and know their working principle, advantages, limitations etc.
- To have a holistic view of various applications of these technologies in relevant fields such as mechanical, Bio-medical, Aerospace, electronics etc.

UNIT – I

Introduction: Prototyping fundamentals, Historical development, Fundamentals of Rapid Prototyping, Advantages, and Limitations of Rapid Prototyping, Commonly used Terms, Classification of RP process, Rapid Prototyping Process Chain: Fundamental Automated Processes, Process Chain.

UNIT - II

Liquid-based Rapid Prototyping Systems: Stereo lithography Apparatus (SLA): Models and specifications, Process, working principle, photopolymers, photo polymerization, Layering technology, laser and laser scanning, Applications, Advantages and Disadvantages, Case studies. Solid ground curing (SGC): Models and specifications, Process, working principle, Applications, Advantages and Disadvantages, Case studies Solid-based Rapid

Prototyping Systems: Laminated Object Manufacturing (LOM): Models and specifications, Process, working principle, Applications, Advantages and Disadvantages, Case studies. Fused Deposition Modeling (FDM): Models and specifications, Process, working principle, Applications, Advantages and Disadvantages, Case studies.

UNIT - III

Powder Based Rapid Prototyping Systems: Selective laser sintering (SLS): Models and specifications, Process, working principle, Applications, Advantages and Disadvantages, Case studies. Three dimensional Printing (3DP): Models and specifications, Process, working principle, Applications, Advantages and Disadvantages, Case studies. Rapid Tooling: Introduction to Rapid Tooling (RT), Conventional Tooling Vs RT, Need for RT. Rapid Tooling Classification; Indirect Rapid Tooling Methods: Spray Metal Deposition, RTV Epoxy Tools, Ceramic tools, Investment Casting, Spin Casting, Die casting, Sand Casting, 3D Keltool process. Direct Rapid Tooling : Direct AIM, LOM Tools, DTM Rapid Tool Process, EOS Direct Tool Process and Direct Metal Tooling using 3DP

UNIT - IV

Rapid Prototyping Data Formats: STL Format, STL File Problems, Consequence of Building Valid and Invalid Tessellated Models, STL file Repairs: Generic Solution, Other Translators, Newly Proposed Formats. Rapid Prototyping Software's: Features of various RP software's like Magics, Mimics, Solid View, View Expert, 3 D View, Velocity 2, Rhino, STL View 3 Data Expert and 3 D doctor.



JAWAHARLAL NEHRU TECHNOLOGICAL UNIVERSITY KAKINADA
KAKINADA – 533 003, Andhra Pradesh, India

DEPARTMENT OF MECHANICAL ENGINEERING

UNIT - V

RP Applications : Application - Material Relationship, Application in Design, Application in Engineering, Analysis and Planning, Aerospace Industry, Automotive Industry, Jewelry Industry, Coin Industry, GIS application, Arts and Architecture. RP Medical and Bioengineering Applications: Planning and simulation of complex surgery, Customized Implants & Prosthesis, Design and Production of Medical Devices, Forensic Science and Anthropology, Visualization of Biomolecules.

Course Outcomes:

- Describe various CAD issues for 3D printing and rapid prototyping and related operations for STL model manipulation.
- Formulate and solve typical problems on reverse engineering for surface reconstruction from physical prototype models through digitizing and spline-based surface fitting.
- Formulate and solve typical problems on reverse engineering for surface reconstruction from digitized mesh models through topological modelling and subdivision surface fitting.
- Explain and summarize the principles and key characteristics of additive manufacturing technologies and commonly used 3D printing and additive manufacturing systems.
- Explain and summarize typical rapid tooling processes for quick batch production of plastic and metal parts

TEXT BOOKS:

1. Rapid prototyping; Principles and Applications /Chua C.K., Leong K.F. and LIM C.S/World Scientific Publications
2. Rapid Manufacturing /D.T. Pham and S.S. Dimov/Springer

REFERENCE BOOKS:

1. Terry Wohlers, Wohlers Report 2000, Wohlers Associates
2. Rapid Prototyping and Manufacturing /Paul F. Jacobs/ASME



JAWAHARLAL NEHRU TECHNOLOGICAL UNIVERSITY KAKINADA
KAKINADA – 533 003, Andhra Pradesh, India

DEPARTMENT OF MECHANICAL ENGINEERING

IV Year - II Semester	L	T	P	C
	3	0	0	3
MECHATRONICS				

Course Objective

The main objective of this course is to introduce the integrative nature of Mechatronics. To describe the different components and devices of mechatronics systems.

UNIT-I

Mechatronics systems – elements & levels of mechatronics system, Mechatronics design process, system, measurement systems, control systems, microprocessor-based controllers, advantages and disadvantages of mechatronics systems. Sensors and transducers, types, displacement, position, proximity, velocity, motion, force, acceleration, torque, fluid pressure, liquid flow, liquid level, temperature and light sensors.

UNIT-II

Hydraulic and pneumatic actuating systems - Fluid systems, Hydraulic systems, and pneumatic systems, components, control valves, electro-pneumatic, hydro-pneumatic, electro-hydraulic servo systems. Mechanical actuating systems and electrical actuating systems – basic principles and elements.

UNIT-III

Digital electronics and systems, digital logic control, micro processors and micro controllers, programming, process controllers, programmable logic controllers, PLCs versus computers, application of PLCs for control.

UNIT-IV

System and interfacing and data acquisition – Data Acquisition Systems, Analog to Digital and Digital to Analog conversions; Digital Signal Processing – data flow in DSPs, block diagrams, typical layouts, Interfacing motor drives.

UNIT-V

Dynamic models and analogies, System response. Process Controllers – Digital Controllers, Programmable Logic Controllers, Design of mechatronics systems & future trends.

Text Books:

1.MECHATRONICS Integrated Mechanical Electronics Systems/KP Ramachandran, GK Vijaya Raghavan & MS Balasundaram/WILEY India Edition

References:

- 1.Mechatronics /Smaili A, Mrad F/ Oxford Higher Education, Oxford University Press
- 2.Mechatronics Source Book / Newton C Braga/Thomson Publications,Chennai.
- 3.Mechatronics – N. Shanmugam / Anuradha Agencies Publishers.
- 4.Mechatronics System Design / Devdas shetty/Richard/Thomson.
- 5.Mechatronics/M.D.Singh/J.G.Joshi/PHI.

Course outcomes: After completion of this course, the student shall be able to use the various mechatronics systems devices and components in the design of electro mechanical systems.



JAWAHARLAL NEHRU TECHNOLOGICAL UNIVERSITY KAKINADA
KAKINADA – 533 003, Andhra Pradesh, India

DEPARTMENT OF MECHANICAL ENGINEERING

IV Year - II Semester		L	T	P	C
		3	0	0	3
TOTAL QUALITY MANAGEMENT					

Course Objectives

1. To understand the concept of Quality
2. To understand the Implication of Quality on Business
3. To Implement Quality Implementation Programs
4. To have exposure to challenges in Quality Improvement Programs

UNIT – I:

INTRODUCTION: The concept of TQM, Quality and Business performance, attitude and involvement of top management, communication, culture and management systems. Management of Process Quality: Definition of quality, Quality Control, a brief history, Product Inspection vs, Process Control, Statistical Quality Control, Control Charts and Acceptance Sampling.

UNIT – II:

CUSTOMER FOCUS AND SATISFACTION: The importance of customer satisfaction and loyalty- Crating satisfied customers, Understanding the customer needs, Process Vs. Customer, internal customer conflict, quality focus, Customer Satisfaction, role of Marketing and Sales, Buyer – Supplier relationships. Bench Marketing: Evolution of Bench Marketing, meaning of Bench marketing, benefits of bench marketing, the bench marketing process, pitfalls of bench marketing.

UNIT – III:

ORGANIZING FOR TQM: The systems approach, Organizing for quality implementation, making the transition from a traditional to a TQM organizing, Quality Circles. Productivity, Quality and Reengineering: The leverage of Productivity and Quality, Management systems Vs. Technology, Measuring Productivity, Improving Productivity Re-engineering.

UNIT – IV:

THE COST OF QUALITY: Definition of the Cost of Quality, Quality Costs, Measuring Quality Costs, use of Quality Cost Information, Accounting Systems and Quality Management.

UNIT – V:

ISO9000: Universal Standards of Quality: ISO around the world, The ISO9000 ANSI/ASQCQ-Series Standards, benefits of ISO9000 certification, the third party audit, Documentation ISO9000 and services, the cost of certification implementing the system.

TEXT BOOKS:

1. Total Quality Management / Joel E.Ross/Taylor and Francis Limited
2. Total Quality Management/P.N.Mukherjee/PHI



JAWAHARLAL NEHRU TECHNOLOGICAL UNIVERSITY KAKINADA
KAKINADA – 533 003, Andhra Pradesh, India

DEPARTMENT OF MECHANICAL ENGINEERING

REFERENCES:

- 1 Beyond TQM / Robert L.Flood
- 2 Statistical Quality Control / E.L. Grant / McGraw Hill.
- 3 Total Quality Management- A Practical Approach/H. Lal
- 4 Quality Management/Kanishka Bedi/Oxford University Press/2011
- 5 Total Engineering Quality Management/Sunil Sharma/Macmillan

Course Outcomes: On completion of this course, the students will be able to:

- CO1. To realize the importance of significance of quality
- CO2. Manage quality improvement teams
- CO3. Identify requirements of quality improvement programs



JAWAHARLAL NEHRU TECHNOLOGICAL UNIVERSITY KAKINADA
KAKINADA – 533 003, Andhra Pradesh, India

DEPARTMENT OF MECHANICAL ENGINEERING

IV Year - II Semester		L	T	P	C
		3	0	0	3
SUPPLY CHAIN MANAGEMENT					

Course Objectives: To understanding of the processes of supply chain management and their interrelationships within individual companies and across the supply chain

Unit-I

Strategic Framework: Introduction to Supply Chain Management, Decision phases in a supply chain, Process views of a supply chain: push/pull and cycle views, Achieving Strategic fit, Expanding strategic scope.

Unit-II

Supply Chain Drivers and Metrics: Drivers of supply chain performance, Framework for structuring Drivers, Obstacles to achieving strategic fit.

Unit-III

Designing Supply Chain Network: Factors influencing Distribution Network Design, Design options for a Distribution network, E-Business and Distribution network, Framework for Network Design Decisions, Models for Facility Location and Capacity Allocation.

Unit-IV

Forecasting in SC: Role of forecasting in a supply chain, Components of a forecast and forecasting methods, Risk management in forecasting.

Unit-V

Aggregate Planning and Inventories in SC: Aggregate planning problem in SC, Aggregate Planning Strategies, Planning Supply and Demand in a SC, Managing uncertainty in a SC: Safety Inventory.

Coordination in SC: Modes of Transportation and their performance characteristics, Supply Chain IT framework, Coordination in a SC and Bullwhip Effect.

Text Books:

2. Sunil Chopra and Peter Meindl, Supply Chain Management - Strategy, Planning and Operation, 4th Edition, Pearson Education Asia, 2010.
3. David Simchi-Levi, Philip Kaminty and Edith Simchy Levy, Designing and Managing the Supply Chain - Concepts Strategies and Case Studies, 2nd Edition, Tata-McGraw Hill, 2000.

Course Outcomes: Up on completion of course students will be able to

CO1. To realize the importance of Supply chain management frame work in business management

CO2. Understand basic concepts of forecasting and risk management

CO3. Explain and implement the concept of aggregate planning and inventory.



JAWAHARLAL NEHRU TECHNOLOGICAL UNIVERSITY KAKINADA
KAKINADA – 533 003, Andhra Pradesh, India

DEPARTMENT OF MECHANICAL ENGINEERING

IV Year - II Semester		L	T	P	C
		3	0	0	3
PRODUCT DESIGN AND DEVELOPMENT					

COURSE OBJECTIVES:

The main learning objective of this course is to prepare the students for the understanding the principles of product development process, customer needs, setting product specification, testing and prototyping for new product design and development.

UNIT I

INTRODUCTION

Introduction – A Generic Development Process – Adapting the Generic Product Development Process - Product Development Process Flows- Digital tools for product design– Identifying Customer Needs - Product Specifications: Establishing Target Specifications; Setting the Final Specifications.

UNIT II

CONCEPT GENERATION

Concept Generation: The Activity of Concept Generation - Concept Selection: Concept Screening; Concept Scoring – Concept Testing – Concept innovation using TRIZ

UNIT III

PRODUCT ARCHITECTURE

Implications of the Architecture; Establishing the Architecture; Delayed Differentiation; Platform Planning; Related System-Level Design Issues – Industrial Design: Assessing the Need for Industrial Design; Impact of Industrial Design; The Industrial Design Process; Management of the Industrial Design Process; Assessing the Quality of Industrial Design.

UNIT IV

DFM AND PROTOTYPING

Design for Manufacturing: Estimate the Manufacturing Costs; Reduce the Costs of Components; Reduce the Costs of Assembly; Reduce the Costs of Supporting Production; Consider the Impact of DFMA– Prototyping: Type; Uses; Principles; Technologies; Planning for Prototypes.

UNIT V

PRODUCT DEVELOPMENT ECONOMICS

Elements of Economic Analysis; Economic Analysis Process – sustainable product development: framework and metrics – life cycle assessment of a product: stages and impact



JAWAHARLAL NEHRU TECHNOLOGICAL UNIVERSITY KAKINADA
KAKINADA – 533 003, Andhra Pradesh, India

DEPARTMENT OF MECHANICAL ENGINEERING

TEXT BOOK:

1. Jamnia, A., Introduction to Product Design and Development for Engineers, CRC Press, 2018.
2. Karl, T. Ulrich and Steven, D. Eppinger, “Product Design and Development”, McGraw Hill, 2003.

REFERENCES:

1. Belz A., 36-Hour Course: “Product Development” McGraw-Hill, 2010.
2. Chitale, A. K. and Gupta, R. C., Product Design and Manufacturing, PHI Learning, 2013.
3. Pugh S., “Total Design – Integrated Methods for successful Product Engineering”, Addison Wesley Publishing, 1991.
4. Rosenthal S., “Effective Product Design and Development”, Business One, 1992.
5. Silva, A., Handbook of Research on Trends in Product Design and Development: Technological and Organizational Perspectives: Technological and Organizational Perspectives, IGI Global, 2010.
6. Devdas Shetty, “Product design for Engineers”, Cengage Learning

COURSE OUTCOMES:

Upon completion of this course, the students will be able to:

1. Apply the principles of generic development process; conduct customer need analysis; and set product specification for new product design and development.
2. Generate, select, screen, and test concepts for new product design and development.
3. Apply the principles of product architecture and industrial design to design and develop new products.
4. Apply the principles of DFMA and Prototyping to design and develop new product.
5. Apply the concepts of economics principles sustainable product development and life cycle assessment.



JAWAHARLAL NEHRU TECHNOLOGICAL UNIVERSITY KAKINADA

KAKINADA – 533 003, Andhra Pradesh, India

DEPARTMENT OF MECHANICAL ENGINEERING

IV Year - II Semester		L	T	P	C
		3	0	0	3
ENTREPRENEURSHIP					

COURSE OBJECTIVE:

The aim of this course is to develop and strengthen entrepreneurial quality and motivation among students. This course will impart the basic entrepreneurial skills and understandings to run a business efficiently and effectively.

UNIT I ENTREPRENEURIAL COMPETENCE

Entrepreneurship concept – Entrepreneurship as a Career – Entrepreneurial Personality - Characteristics of Successful, Entrepreneur – Knowledge and Skills of Entrepreneur.

UNIT II ENTREPRENEURIAL ENVIRONMENT AND POLICIES

Business Environment - Role of Family and Society - Entrepreneurship Development Training and Other Support Organisational Services – Central and State Government Industrial Policies and Regulations - International Business.

UNIT III BUSINESS PLAN PREPARATION

Sources of Product for Business - Prefeasibility Study - Criteria for Selection of Product - Ownership - Capital - Budgeting Project Profile Preparation - Matching Entrepreneur with the Project - Feasibility Report Preparation and Evaluation Criteria.

UNIT IV LAUNCHING OF SMALL BUSINESS

Finance and Human Resource Mobilization Operations Planning - Market and Channel Selection - Growth Strategies - Product Launching – Incubation, Venture capital, IT startups.

UNIT V MANAGEMENT OF SMALL BUSINESS

Monitoring and Evaluation of Business - Preventing Sickness and Rehabilitation of Business Units- Effective Management of small Business.

Text Books:

1. Hisrich, Entrepreneurship, Tata McGraw Hill, New Delhi, 2001.
2. S.S.Khanka, Entrepreneurial Development, S.Chand and Company Limited, New Delhi, 2001.

References

1. Mathew Manimala, Entrepreneurship Theory at the Crossroads, Paradigms & Praxis, Biztrantra ,2nd Edition 2005
2. Prasanna Chandra, Projects – Planning, Analysis, Selection, Implementation and Reviews, Tata McGraw-Hill, 1996.
3. P.Saravanavel, Entrepreneurial Development, Ess Pee kay Publishing House, Chennai -1997.



JAWAHARLAL NEHRU TECHNOLOGICAL UNIVERSITY KAKINADA
KAKINADA – 533 003, Andhra Pradesh, India

DEPARTMENT OF MECHANICAL ENGINEERING

COURSE OUTCOME:

- Up on completing this course, students are able to
- Gain the competency of preparing business plans
- Get the awareness on industrial policies
- Study the impact of launching small business
- Understand the recourse planning and market selection for start ups.



JAWAHARLAL NEHRU TECHNOLOGICAL UNIVERSITY KAKINADA
KAKINADA – 533 003, Andhra Pradesh, India

DEPARTMENT OF MECHANICAL ENGINEERING

IV Year - II Semester		L	T	P	C
		3	0	0	3
ADVANCED MATERIALS					

Course Objectives

The objective for this course is to understand the mechanics of different materials. This understanding will include concepts such as anisotropic material behaviour, constituent properties and manufacturing processes of different composites. Suitability of smart and nano materials for engineering applications.

UNIT-I

INTRODUCTION TO COMPOSITE MATERIALS: Introduction, classification: polymer matrix composites, metal matrix composites, ceramic matrix composites, carbon-carbon composites, fiber-reinforced composites and nature-made composites, and applications

REINFORCEMENTS: Fibres- glass, silica, kevlar, carbon, boron, silicon carbide, and boron carbide fibres.

UNIT-II

Polymer composites, thermoplastics, thermosetting plastics, manufacturing of PMC, MMC & CCC and their applications.

MANUFACTURING METHODS: Autoclave, tape production, moulding methods, filament winding, hand layup, pultrusion, RTM.

UNIT-III

MACROMECHANICAL ANALYSIS OF A LAMINA: Introduction, generalized Hooke's law, reduction of Hooke's law in three dimensions to two dimensions, relationship of compliance and stiffness matrix to engineering elastic constants of an orthotropic lamina, laminate-laminate code.

UNIT-IV

FUNCTIONALLY GRADED MATERIALS: Types of functionally graded materials-classification-different systems-preparation-properties and applications of functionally graded materials.

SHAPE MEMORY ALLOYS: Introduction-shape memory effect-classification of shape memory alloys-composition-properties and applications of shape memory alloys.

UNIT-V

NANO MATERIALS: Introduction-properties at nano scales-advantages & disadvantages-applications in comparison with bulk materials (nano – structure, wires, tubes, composites). state of art nano advanced- topic delivered by student.

Text Books:

1. Nano material /A.K. Bandyopadhyay/New age Publishers
2. Material science and Technology: A comprehensive treatment/Robert W.Cahn,/VCH
3. Engineering Mechanics of Composite Materials / Isaac and M Daniel/Oxford University Press

References:

1. Mechanics of Composite Materials / R. M. Jones/ Mc Graw Hill Company, New York, 1975.
2. Analysis of Laminated Composite Structures / L. R. Calcote/Van Nostrand Rainfold, NY 1969
3. Analysis and performance of fibre Composites /B. D. Agarwal and L. J. Broutman /Wiley-Interscience, New York, 1980



JAWAHARLAL NEHRU TECHNOLOGICAL UNIVERSITY KAKINADA
KAKINADA – 533 003, Andhra Pradesh, India

DEPARTMENT OF MECHANICAL ENGINEERING

4. Mechanics of Composite Materials - Second Edition (Mechanical Engineering) /Autar K.Kaw / CRC Press

Course Outcomes

After learning the course the students should be able to

1. Explain various composite materials with their constituents, advantages, limitations and applications
2. Describe various manufacturing methods of polymer matrix composites materials.
3. Derive stress strain relationships for orthotropic materials and analyze orthotropic lamina.
4. Explain various functionally graded materials with their properties, preparation and applications
5. Explain different smart materials with their application.

COURSE STRUCTURE AND SYLLABUS

For

MECHANICAL ENGINEERING

(Applicable for batches admitted from 2016-2017)



JAWAHARLAL NEHRU TECHNOLOGICAL UNIVERSITY: KAKINADA
KAKINADA - 533 003, Andhra Pradesh, India

I Year - I Semester

S. No.	Subjects	L	T	P	Credits
1-HS	English – I	4	--	--	3
2-BS	Mathematics - I	4	--	--	3
3-ES	Engineering Chemistry	4	--	--	3
4-BS	Engineering Mechanics	4	--	--	3
5-BS	Computer Programming	4	--	--	3
6-ES	Environmental Studies	4	--	--	3
7-HS	Engineering/Applied Chemistry Laboratory	--	--	3	2
8-BS	English - Communication Skills Lab - I	--	--	3	2
9-ES	Computer Programming Lab	--	--	3	2
Total Credits					24

I Year - II Semester

S. No.	Subjects	L	T	P	Credits
1-HS	English – II	4	--	--	3
2-BS	Mathematics – II (Mathematical Methods)	4	--	--	3
3-BS	Mathematics – III	4	--	--	3
4-ES	Engineering Physics	4	--	--	3
5-HS	Basic Electrical and Electronics Engineering	4	--	--	3
6-ES	Engineering Drawing	4	--	--	3
7-BS	English - Communication Skills Lab - II	--	--	3	2
8-HS	Engineering /Applied Physics Lab	--	--	3	2
9-ES	Engineering /Applied Physics – Virtual Labs - Assignments	--	--	2	--
10	Engg.Workshop & IT Workshop	--	--	3	2
Total Credits					24

II Year - I Semester

S. No.	Subjects	L	T	P	Credits
1	Metallurgy & Materials Science	4	--	--	3
2	Mechanics of Solids	4	--	--	3
3	Thermodynamics	4	--	--	3
4	Managerial Economics & Financial Analysis	4	--	--	3
5	Fluid Mechanics & Hydraulic Machines	4	--	--	3
6	Computer Aided Engineering Drawing Practice	3	3	--	3
7	Electrical & Electronics Engg. Lab	--	--	3	2
8	Mechanics of Solids & Metallurgy Lab	--	--	3	2
Total Credits					22

II Year - II Semester

S. No.	Subjects	L	T	P	Credits
1	Kinematics of Machinery	4	--	--	3
2	Thermal Engineering -I	4	--	--	3
3	Production Technology	4	--	--	3
4	Design of Machine Members -I	4	--	--	3
5	Machine Drawing	3	3	--	3
6	Industrial Engineering and Management	4	--	--	3
7	Fluid Mechanics & Hydraulic Machines Lab	--	--	3	2
8	Production Technology Lab	--	--	3	2
Total Credits					22

III Year - I Semester

S. No.	Subjects	L	T	P	Credits
1	Dynamics of Machinery	4	--	--	3
2	Metal Cutting & Machine Tools	4	--	--	3
3	Design of Machine Members–II	4	--	--	3
4	Operations Research	4	--	--	3
5	Thermal Engineering -II	4	--	--	3
6	Theory of Machines Lab	--	--	3	2
7	Machine Tools Lab	--	--	3	2
8	Thermal Engineering Lab	--	--	3	2
9	IPR & Patents	--	2	--	--
Total Credits					21

III YEAR - II Semester

S. No.	Subjects	L	T	P	Credits
1	Metrology	4	--	--	3
2	Instrumentation & Control Systems	4	--	--	3
3	Refrigeration & Air-conditioning	4	--	--	3
4	Heat Transfer	4	--	--	3
5	OPEN ELECTIVE 1. Entrepreneurship 2. Data Base Management System 3. Waste Water Management 4. Computer Graphics 5. Industrial Robotics 6. Green Engineering Systems	4	--	--	3
6	Heat Transfer Lab	--	--	3	2
7	Metrology & Instrumentation Lab	--	--	3	2
8	Computational Fluid Dynamics Lab	--	--	3	2
9MC	Professional Ethics & Human Values	--	3	--	--
Total Credits					21

IV Year - I Semester

S. NO	Subjects	L	T	P	Credits
1	Mechatronics	4	--	--	3
2	CAD/CAM	4	--	--	3
3	Finite Element Methods	4	--	--	3
4	Power Plant Engineering	4	--	--	3
5	Elective I 1. Computational Fluid Dynamics 2. Condition Monitoring 3. Additive Manufacturing	4	--	--	3
6	Elective II 1. Advanced Materials 2. Design for Manufacture 3. Gas Dynamics & Jet Propulsion	4	--	--	3
7	CAD/CAM Lab	--	--	2	2
8	Mechatronics Lab	--	--	2	2
Total Credits					22

IV Year - II Semester

S. No.	Subjects	L	T	P	Credits
1	Production Planning and Control	4	--	--	3
T 2	Unconventional Machining Processes	4	--	--	3
3	Automobile Engineering	4	--	--	3
4	Elective III 1. Thermal Equipment Design 2. Non Destructive Evaluation 3. Quality and Reliability Engineering	4	--	--	3
5	Seminar	--	3	--	2
6	Project	--	--	--	10
Total Credits					24

Total Course Credits = 48+44 + 42 + 46 = 180

SYLLABUS

I Year - I Semester

L	T	P	C
4	0	0	3

ENGLISH - I

Introduction:

In view of the growing importance of English as a tool for global communication and the consequent emphasis on training the students to acquire communicative competence, the syllabus has been designed to develop linguistic and communicative competence of the students of Engineering.

As far as the detailed Textbooks are concerned, the focus should be on the skills of listening, speaking, reading and writing. The non-detailed Textbooks are meant for extensive reading for pleasure and profit.

Thus the stress in the syllabus is primarily on the development of communicative skills and fostering of ideas.

Objectives:

1. To improve the language proficiency of the students in English with emphasis on LSRW skills.
2. To enable the students to study and comprehend the prescribed lessons and subjects more effectively relating to their theoretical and practical components.
3. To develop the communication skills of the students in both formal and informal situations.

LISTENING SKILLS:

Objectives:

1. To enable the students to appreciate the role of listening skill and improve their pronunciation.
2. To enable the students to comprehend the speech of people belonging to different backgrounds and regions.
3. To enable the students to listen for general content, to fill up information and for specific information.

SPEAKING SKILLS:

Objectives:

1. To make the students aware of the importance of speaking for their personal and professional communication.
2. To enable the students to express themselves fluently and accurately in social and professional success.
3. To help the students describe objects, situations and people.
4. To make the students participate in group activities like roleplays, discussions and debates.
5. To make the students participate in Just a Minute talks.

READING SKILLS:

Objectives:

1. To enable the students to comprehend a text through silent reading.
2. To enable the students to guess the meanings of words, messages and inferences of texts in given contexts.
3. To enable the students to skim and scan a text.
4. To enable the students to identify the topic sentence.
5. To enable the students to identify discourse features.
6. To enable the students to make intensive and extensive reading.

WRITING SKILLS:

Objectives:

1. To make the students understand that writing is an exact formal skills.
2. To enable the students to write sentences and paragraphs.
3. To make the students identify and use appropriate vocabulary.
4. To enable the students to narrate and describe.
5. To enable the students capable of note-making.
6. To enable the students to write coherently and cohesively.
7. To make the students to write formal and informal letters.
8. To enable the students to describe graphs using expressions of comparison.
9. To enable the students to write technical reports.

Methodology:

1. The class are to be learner-centered where the learners are to read the texts to get a comprehensive idea of those texts on their own with the help of the peer group and the teacher.
2. Integrated skill development methodology has to be adopted with focus on individual language skills as per the tasks/exercise.
3. The tasks/exercises at the end of each unit should be completed by the learners only and the teacher intervention is permitted as per the complexity of the task/exercise.
4. The teacher is expected to use supplementary material wherever necessary and also generate activities/tasks as per the requirement.
5. The teacher is permitted to use lecture method when a completely new concept is introduced in the class.

Assessment Procedure: Theory

1. The formative and summative assessment procedures are to be adopted (mid exams and end semester examination).
2. Neither the formative nor summative assessment procedures should test the memory of the content of the texts given in the textbook. The themes and global comprehension of the units in the present day context with application of the language skills learnt in the unit are to be tested.
3. Only new unseen passages are to be given to test reading skills of the learners. Written skills are to be tested from sentence level to essay level. The communication formats—emails, letters and reports-- are to be tested along with appropriate language and expressions.
4. Examinations:

I mid exam + II mid exam (15% for descriptive tests+10% for online tests)= 25%

(80% for the best of two and 20% for the other)

Assignments= 5%

End semester exams=70%

5. Three take home assignments are to be given to the learners where they will have to read texts from the reference books list or other sources and write their gist in their own words.

The following text books are recommended for study in I B.Tech I Semester (Common for all branches)and I B.Pharma I Sem of JNTU Kakinada from the academic year 2016-17

(R-16 Regualtions)

DETAILED TEXTBOOK:

ENGLISH FOR ENGINEERS AND TECHNOLOGISTS, Published by **Orient Blackswan Pvt Ltd**

NON-DETAILED TEXTBOOK:

PANORAMA: A COURSE ON READING, Published by **Oxford University Press India**

The course content along with the study material is divided into six units.

UNIT I:

1. 'Human Resources' from English for Engineers and Technologists.

OBJECTIVE:

To develop human resources to serve the society in different ways.

OUTCOME:

The lesson motivates the readers to develop their knowledge different fields and serve the society accordingly.

2. 'An Ideal Family' from Panorama: A Course on Reading

OBJECTIVE:

To develop extensive reading skill and comprehension for pleasure and profit.

OUTCOME:

Acquisition of writing skills

UNIT 2:

1. ' Transport: Problems and Solutions' from English for Engineers and Technologists.

OBJECTIVE:

To highlight road safety measures whatever be the mode of transport.

OUTCOME:

The lesson motivates the public to adopt road safety measures.

2. 'War' from 'Panorama : A Course on Reading'

OBJECTIVE:

To develop extensive reading skill and comprehension for pleasure and profit.

OUTCOME:

Acquisition of writing skills

UNIT 3:

1. 'Evaluating Technology' from English for Engineers and Technologists.

OBJECTIVE:

To highlight the advantages and disadvantages of technology.

OUTCOME:

The lesson creates an awareness in the readers that mass production is ultimately detrimental to biological survival.

2. 'The Verger' from 'Panorama : A Course on Reading'

OBJECTIVE:

To develop extensive reading skill and comprehension for pleasure and profit.

OUTCOME:

Acquisition of writing skills

UNIT 4:

1. 'Alternative Sources of Energy' from English for Engineers and Technologists.

OBJECTIVE:

To bring into focus different sources of energy as alternatives to the depleting sources.

OUTCOME:

The lesson helps to choose a source of energy suitable for rural India.

2. 'The Scarecrow' from Panorama : A Course on Reading

OBJECTIVE:

To develop extensive reading skill and comprehension for pleasure and profit.

OUTCOME:

Acquisition of writing skills

UNIT 5:

1. 'Our Living Environment' from English for Engineers and Technologists.

OBJECTIVE:

To highlight the fact that animals must be preserved because animal life is precious.

OUTCOME:

The lesson creates an awareness in the reader as to the usefulness of animals for the human society.

2. 'A Village Host to Nation' from Panorama: A Course on Reading

OBJECTIVE:

To develop extensive reading skill and comprehension for pleasure and profit.

OUTCOME:

Acquisition of writing skills

UNIT 6:

1. ' Safety and Training' from English for Engineers and Technologists.

OBJECTIVE:

To highlight the possibility of accidents in laboratories, industries and other places and to follow safety measures.

OUTCOME:

The lesson helps in identifying safety measures against different varieties of accidents at home and in the workplace.

2. 'Martin Luther King and Africa' from Panorama : A Course on Reading

OBJECTIVE:

To develop extensive reading skill and comprehension for pleasure and profit.

OUTCOME:

Acquisition of writing skills

NOTE:

All the exercises given in the prescribed lessons in both detailed and non-detailed textbooks relating to the theme and language skills must be covered.

OVERALL COURSE OUTCOME:

1. Using English languages, both written and spoken, competently and correctly.
2. Improving comprehension and fluency of speech.
3. Gaining confidence in using English in verbal situations.

MODEL QUESTION PAPER FOR THEORY

PART- I

Six short answer questions on 6 unit themes

One question on eliciting student's response to any of the themes

PART-II

Each question should be from one unit and the last question can be a combination of two or more units.

Each question should have 3 sub questions: A,B & C

A will be from the main text: 5 marks

B from non-detailed text: 3 marks

C on grammar and Vocabulary: 6 marks

I Year - I Semester

L	T	P	C
4	0	0	3

MATHEMATICS-I

(Common to ALL branches of First Year B.Tech.)

Course Objectives:

1. The course is designed to equip the students with the necessary mathematical skills and techniques that are essential for an engineering course.
2. The skills derived from the course will help the student from a necessary base to develop analytic and design concepts.

Course Outcomes: At the end of the Course, Student will be able to:

1. Solve linear differential equations of first, second and higher order.
2. Determine Laplace transform and inverse Laplace transform of various functions and use Laplace transforms to determine general solution to linear ODE.
3. Calculate total derivative, Jacobian and minima of functions of two variables.

UNIT I: Differential equations of first order and first degree:

Linear-Bernoulli-Exact-Reducible to exact.

Applications: Newton's Law of cooling-Law of natural growth and decay-Orthogonal trajectories- Electrical circuits- Chemical reactions.

UNIT II: Linear differential equations of higher order:

Non-homogeneous equations of higher order with constant coefficients with RHS term of the type e^{ax} , $\sin ax$, $\cos ax$, polynomials in x , $e^{ax} V(x)$, $xV(x)$ - Method of Variation of parameters.

Applications: LCR circuit, Simple Harmonic motion.

UNIT III: Laplace transforms:

Laplace transforms of standard functions-Shifting theorems - Transforms of derivatives and integrals – Unit step function –Dirac's delta function- Inverse Laplace transforms– Convolution theorem (with out proof).

Applications: Solving ordinary differential equations (initial value problems) using Laplace transforms.

UNIT IV: Partial differentiation:

Introduction- Homogeneous function-Euler's theorem-Total derivative-Chain rule-Generalized Mean value theorem for single variable (without proof)-Taylor's and Mc Laurent's series expansion of functions of two variables– Functional dependence- Jacobian.

Applications: Maxima and Minima of functions of two variables without constraints and Lagrange's method (with constraints).

UNIT V: First order Partial differential equations:

Formation of partial differential equations by elimination of arbitrary constants and arbitrary functions –solutions of first order linear (Lagrange) equation and nonlinear (standard types) equations.

UNIT VI: Higher order Partial differential equations:

Solutions of Linear Partial differential equations with constant coefficients. RHS term of the type e^{ax+by} , $\sin(ax+by)$, $\cos(ax+by)$, $x^m y^n$. Classification of second order partial differential equations.

Text Books:

1. **B.S.Grewal**, Higher Engineering Mathematics, 43rd Edition, Khanna Publishers.
2. **N.P.Bali**, Engineering Mathematics, Lakshmi Publications.

Reference Books:

1. **Erwin Kreyszig**, Advanced Engineering Mathematics, 10th Edition, Wiley-India
2. **Micheael Greenberg**, Advanced Engineering Mathematics, 9th edition, Pearson edn
3. **Dean G. Duffy**, Advanced engineering mathematics with MATLAB, CRC Press
4. **Peter O'neil**, Advanced Engineering Mathematics, Cengage Learning.
5. **Srimanta Pal, Subodh C.Bhunia**, Engineering Mathematics, Oxford University Press.
6. **Dass H.K., Rajnish Verma. Er.**, Higher Engineering Mathematics, S. Chand Co. Pvt. Ltd, Delhi.

I Year - I Semester

L	T	P	C
4	0	0	3

ENGINEERING CHEMISTRY

(CE, ME, PCE, PE, Met.E, Mining, Automobile, Aeronautical, Chemical, Bio. Tech.)

Knowledge of basic concepts of Chemistry for Engineering students will help them as professional engineers later in design and material selection, as well as utilizing the available resources.

Learning Objectives:

- Plastics are nowadays used in household appliances; also they are used as composites (FRP) in aerospace and automotive industries.
- Fuels as a source of energy are a basic need of any industry, particularly industries like thermal power stations, steel industry, fertilizer industry etc., and hence they are introduced.
- The basics for the construction of galvanic cells are introduced. Also if corrosion is to be controlled, one has to understand the mechanism of corrosion which itself is explained by electrochemical theory.
- With the increase in demand, a wide variety of materials are coming up; some of them have excellent engineering properties and a few of these materials are introduced.
- Water is a basic material in almost all the industries, more so where steam is generated and also where it is supplied for drinking purposes.
- Materials used in major industries like steel industry, metallurgical industries and construction industries and electrical equipment manufacturing industries are introduced. Also lubrication is introduced.

UNIT I: HIGH POLYMERS AND PLASTICS

Polymerisation:- Introduction- Mechanism of polymerization - Stereo regular polymers – methods of polymerization (emulsion and suspension) -Physical and mechanical properties – **Plastics** as engineering materials : advantages and limitations – Thermoplastics and Thermosetting plastics – Compounding and fabrication (4/5 techniques)- Preparation, properties and applications of polyethene, PVC, Bakelite Teflon and polycarbonates

Elastomers :- Natural rubber- compounding and vulcanization – Synthetic rubbers : Buna S, Buna N, Thiokol and polyurethanes – Applications of elastomers.

Composite materials & Fiber reinforced plastics – Biodegradable polymers – Conducting polymers.

UNIT II: FUEL TECHNOLOGY

Fuels – Introduction – Classification – Calorific value - HCV and LCV – Dulong's formula – Bomb calorimeter – Numerical problems – Coal — Proximate and ultimate analysis – Significance of the analyses – Liquid fuels – Petroleum- Refining – Cracking – Synthetic petrol –Petrol knocking – Diesel knocking - Octane and Cetane ratings – Anti-knock agents – Power alcohol – Bio-diesel – Gaseous fuels – Natural gas, LPG and CNG – Combustion – Calculation of air for the combustion of a fuel – Flue gas analysis – Orsat apparatus – Numerical problems on combustion.

Explosives:- Rocket fuels

UNIT III: ELECTROCHEMICAL CELLS AND CORROSION

Galvanic cells - Reversible and irreversible cells – Single electrode potential – Electro chemical series and uses of this series- Standard electrodes (Hydrogen and Calomel electrodes) - Concentration Cells – Batteries: Dry Cell - Ni-Cd cells - Ni-Metal hydride cells - Li cells - Zinc – air cells.

Corrosion :- Definition – Theories of Corrosion (chemical & electrochemical) – Formation of galvanic cells by different metals, by concentration cells, by differential aeration and waterline corrosion – Passivity of metals – Pitting corrosion - Galvanic series – Factors which influence the rate of corrosion - Protection from corrosion – Design and material selection – Cathodic protection - Protective coatings: – Surface preparation – Metallic (cathodic and anodic) coatings - Methods of application on metals (Galvanizing, Tinning, Electroplating, Electroless plating).

UNIT IV: CHEMISTRY OF ADVANCED MATERIALS

Nano materials:- Introduction – Sol-gel method & chemical reduction method of preparation – Characterization by BET method and TEM methods - Carbon nano tubes and fullerenes: Types, preparation, properties and applications

Liquid crystals:- Introduction – Types – Applications

Super conductors:-Type –I, Type II – Characteristics and applications

Green synthesis:- Principles - 3or 4 methods of synthesis with examples – R₄M₄ principles

UNIT V: WATER TECHNOLOGY

Hard water:- Reasons for hardness – units of hardness - determination of hardness and alkalinity - Water for steam generation - Boiler troubles – Priming and Foaming, Scale formation, Boiler corrosion, Caustic embrittlement - Internal treatments - Softening of Hard water : Lime – Soda process, Zeolite process and numerical problems based on these processes and Ion Exchange process - Water for drinking purposes- Purification – Sterilization and disinfection : Chlorination, Break point chlorination and other methods – Reverse Osmosis and Electro Dialysis.

UNIT VI: CHEMISTRY OF ENGINEERING MATERIALS AND FUEL CELLS

Refractories:- Definition, characteristics, classification, properties, failure of refractories

Lubricants:- Definition, function, Theory and mechanism of lubricants, properties (Definition and importance)

Cement:- Constituents, manufacturing, hardening and setting, deterioration of cement

Insulators:- Thermal and electrical insulators

Fuel cells:- Hydrogen Oxygen fuel cells – Methanol Oxygen fuel cells

Outcome: The advantages and limitations of plastic materials and their use in design would be understood. Fuels which are used commonly and their economics, advantages and limitations are discussed. Reasons for corrosion and some methods of corrosion control would be understood. The students would be now aware of materials like nano materials and fullerenes and their uses. Similarly liquid crystals and superconductors are understood. The importance of green synthesis is well understood and how they are different from conventional methods is also explained. The impurities present in raw water, problems associated with them and how to avoid them are understood. The advantages and limitations of plastic materials and their use in design would be understood. The commonly used industrial materials are introduced.

Standard Books:

1. Engineering Chemistry by Jain and Jain; Dhanpat Rai Publicating Co.
2. Engineering Chemistry by Shikha Agarwal; Cambridge University Press, 2015 edition.

Reference Books:

1. Engineering Chemistry of Wiley India Pvt. Ltd., Vairam and others, 2014 edition (second).
2. Engineering Chemistry by Prasanth Rath, Cengage Learning, 2015 edition.
3. A text book of engineering Chemistry by S. S. Dara; S. Chand & Co Ltd., Latest Edition
4. Applied Chemistry by H.D. Gesser, Springer Publishers
5. Text book of Nano-science and nanotechnology by B.S. Murthy, P. Shankar and others, University Press, IIM

I Year - I Semester

L	T	P	C
4	0	0	3

ENGINEERING MECHANICS

(Common to all branches)

Objectives: The students completing this course are expected to understand the concepts of forces and its resolution in different planes, resultant of force system, Forces acting on a body, their free body diagrams using graphical methods. They are required to understand the concepts of centre of gravity and moments of inertia and their application, Analysis of frames and trusses, different types of motion, friction and application of work - energy method.

UNIT – I

Objectives: The students are to be exposed to the concepts of force and friction, direction and its application.

Introduction to Engg. Mechanics – Basic Concepts.

Systems of Forces: Coplanar Concurrent Forces – Components in Space – Resultant – Moment of Force and its Application – Couples and Resultant of Force Systems.

Friction: Introduction, limiting friction and impending motion, coulomb's laws of dry friction, coefficient of friction, cone of friction

UNIT II

Objectives: The students are to be exposed to application of free body diagrams. Solution to problems using graphical methods and law of triangle of forces.

Equilibrium of Systems of Forces: Free Body Diagrams, Equations of Equilibrium of Coplanar Systems, Spatial Systems for concurrent forces. Lamis Theorem, Graphical method for the equilibrium of coplanar forces, Converse of the law of Triangle of forces, converse of the law of polygon of forces condition of equilibrium, analysis of plane trusses.

UNIT – III

Objectives : The students are to be exposed to concepts of centre of gravity.

Centroid: Centroids of simple figures (from basic principles) – Centroids of Composite Figures

Centre of Gravity: Centre of gravity of simple body (from basic principles), centre of gravity of composite bodies, Pappus theorems.

UNIT IV

Objective: The students are to be exposed to concepts of moment of inertia and polar moment of inertia including transfer methods and their applications.

Area moments of Inertia: Definition – Polar Moment of Inertia, Transfer Theorem, Moments of Inertia of Composite Figures, Products of Inertia, Transfer Formula for Product of Inertia. **Mass Moment of Inertia:** Moment of Inertia of Masses, Transfer Formula for Mass Moments of Inertia, mass moment of inertia of composite bodies.

UNIT – V

Objectives: The students are to be exposed to motion in straight line and in curvilinear paths, its velocity and acceleration computation and methods of representing plane motion.

Kinematics: Rectilinear and Curvelinear motions – Velocity and Acceleration – Motion of Rigid Body – Types and their Analysis in Planar Motion. **Kinetics:** Analysis as a Particle and Analysis as a Rigid Body in Translation – Central Force Motion – Equations of Plane Motion – Fixed Axis Rotation – Rolling Bodies.

UNIT – VI

Objectives: The students are to be exposed to concepts of work, energy and particle motion

Work – Energy Method: Equations for Translation, Work-Energy Applications to Particle Motion, Connected System-Fixed Axis Rotation and Plane Motion. Impulse momentum method.

TEXT BOOKS :

1. Engg. Mechanics - S.Timoshenko & D.H.Young., 4th Edn - , Mc Graw Hill publications.

REFERENCES :

1. Engineering Mechanics statics and dynamics – R.C.Hibbeler, 11th Edn – Pearson Publ.
2. Engineering Mechanics, statics – J.L.Meriam, 6th Edn – Wiley India Pvt Ltd.
3. Engineering Mechanics, statics and dynamics – I.H.Shames, – Pearson Publ.
4. Mechanics For Engineers, statics - F.P.Beer & E.R.Johnston – 5th Edn Mc Graw Hill Publ.
5. Mechanics For Engineers, dynamics - F.P.Beer & E.R.Johnston – 5th Edn Mc Graw Hill Publ.
6. Theory & Problems of engineering mechanics, statics & dynamics – E.W.Nelson, C.L.Best & W.G. McLean, 5th Edn – Schaum's outline series - Mc Graw Hill Publ.
7. Singer's Engineering Mechanics: Statics And Dynamics, K. Vijay Kumar Reddy, J. Suresh Kumar, Bs Publications
8. Engineering Mechanics, Ferdinand . L. Singer, Harper – Collins.
9. Engineering Mechanics statics and dynamics , A Nelson , Mc Graw Hill publications

I Year - I Semester

L	T	P	C
4	0	0	3

COMPUTER PROGRAMMING

Learning objectives:

Formulating algorithmic solutions to problems and implementing algorithms in C.

- Notion of Operation of a CPU, Notion of an algorithm and computational procedure, editing and executing programs in Linux.
- Understanding branching, iteration and data representation using arrays.
- Modular programming and recursive solution formulation.
- Understanding pointers and dynamic memory allocation.
- Understanding miscellaneous aspects of C.
- Comprehension of file operations.

UNIT-I:

History and Hardware - Computer Hardware, Bits and Bytes, Components, Programming Languages - Machine Language, Assembly Language, Low- and High-Level Languages, Procedural and Object-Oriented Languages, Application and System Software, The Development of C Algorithms The Software Development Process.

UNIT-II:

Introduction to C Programming- Identifiers, The main () Function, The printf () Function

Programming Style - Indentation, Comments, Data Types, Arithmetic Operations, Expression Types, Variables and Declarations, Negation, Operator Precedence and Associativity, Declaration Statements, Initialization.

Assignment - Implicit Type Conversions, Explicit Type Conversions (Casts), Assignment Variations, Mathematical Library Functions, Interactive Input, Formatted Output, Format Modifiers.

UNIT -III:

Control Flow-Relational Expressions - Logical Operators:

Selection: if-else Statement, nested if, examples, Multi-way selection: switch, else-if, examples.

Repetition: Basic Loop Structures, Pretest and Posttest Loops, Counter-Controlled and Condition-Controlled Loops, The while Statement, The for Statement, Nested Loops, The do-while Statement.

UNIT-IV

Modular Programming: Function and Parameter Declarations, Returning a Value, Functions with Empty Parameter Lists, Variable Scope, Variable Storage Class, Local Variable Storage Classes, Global Variable Storage Classes, Pass by Reference, Passing Addresses to a Function, Storing Addresses, Using Addresses, Declaring and Using Pointers, Passing Addresses to a Function.

Case Study: Swapping Values, Recursion - Mathematical Recursion, Recursion versus Iteration.

UNIT-V:

Arrays & Strings

Arrays: One-Dimensional Arrays, Input and Output of Array Values, Array Initialization, Arrays as Function Arguments, Two-Dimensional Arrays, Larger Dimensional Arrays- Matrices

Strings: String Fundamentals, String Input and Output, String Processing, Library Functions

UNIT-VI:

Pointers, Structures, Files

Pointers: Concept of a Pointer, Initialization of pointer variables, pointers as function arguments, passing by address, Dangling memory, address arithmetic, character pointers and functions, pointers to pointers, Dynamic memory management functions, command line arguments.

Structures: Derived types, Structures declaration, Initialization of structures, accessing structures, nested structures, arrays of structures, structures and functions, pointers to structures, self referential structures, unions, typedef, bit-fields.

Data Files: Declaring, Opening, and Closing File Streams, Reading from and Writing to Text Files, Random File Access

Outcomes:

- Understand the basic terminology used in computer programming
- Write, compile and debug programs in C language.
- Use different data types in a computer program.
- Design programs involving decision structures, loops and functions.
- Explain the difference between call by value and call by reference
- Understand the dynamics of memory by the use of pointers
- Use different data structures and create/update basic data files.

Text Books:

1. ANSI C Programming, Gary J. Bronson, Cengage Learning.
2. Programming in C, BI Juneja Anita Seth, Cengage Learning.
3. The C programming Language, Dennis Richie and Brian Kernighan, Pearson Education.

Reference Books:

1. C Programming-A Problem Solving Approach, Forouzan, Gilberg, Cengage.
2. Programming with C, Bichkar, Universities Press.
3. Programming in C, ReemaThareja, OXFORD.
4. C by Example, Noel Kalicharan, Cambridge.

I Year - I Semester

L	T	P	C
4	0	0	3

ENVIRONMENTAL STUDIES

Course Learning Objectives:

The objectives of the course is to impart

- Overall understanding of the natural resources
- Basic understanding of the ecosystem and its diversity
- Acquaintance on various environmental challenges induced due to unplanned anthropogenic activities
- An understanding of the environmental impact of developmental activities
- Awareness on the social issues, environmental legislation and global treaties

Course Outcomes:

The student should have knowledge on

- The natural resources and their importance for the sustenance of the life and recognize the need to conserve the natural resources
- The concepts of the ecosystem and its function in the environment. The need for protecting the producers and consumers in various ecosystems and their role in the food web
- The biodiversity of India and the threats to biodiversity, and conservation practices to protect the biodiversity
- Various attributes of the pollution and their impacts and measures to reduce or control the pollution along with waste management practices
- Social issues both rural and urban environment and the possible means to combat the challenges
- The environmental legislations of India and the first global initiatives towards sustainable development.
- About environmental assessment and the stages involved in EIA and the environmental audit.
- Self Sustaining Green Campus with Environment Friendly aspect of – Energy, Water and Wastewater reuse Plantation, Rain water Harvesting, Parking Curriculum.

Syllabus:

UNIT – I Multidisciplinary nature of Environmental Studies: Definition, Scope and Importance – Sustainability: Stockholm and Rio Summit–Global Environmental Challenges: Global warming and climate change, Carbon Credits, acid rains, ozone layer depletion, population growth and explosion, effects. Role of information Technology in Environment and human health.

Ecosystems: Concept of an ecosystem. - Structure and function of an ecosystem. - Producers, consumers and decomposers. - Energy flow in the ecosystem - Ecological succession. - Food chains, food webs and ecological pyramids. - Introduction, types, characteristic features, structure and function of Forest ecosystem, Grassland ecosystem, Desert ecosystem, Aquatic ecosystems.

UNIT – II Natural Resources: Natural resources and associated problems

Forest resources – Use and over – exploitation, deforestation – Timber extraction – Mining, dams and other effects on forest and tribal people

Water resources – Use and over utilization of surface and ground water – Floods, drought, conflicts over water, dams – benefits and problems

Mineral resources: Use and exploitation, environmental effects of extracting and using mineral resources, Sustainable mining of Granite, Lignite, Coal, Sea and River sands.

Food resources: World food problems, changes caused by non-agriculture activities-effects of modern agriculture, fertilizer-pesticide problems, water logging, salinity

Energy resources: Growing energy needs, renewable and non-renewable energy sources use of alternate energy sources Vs Oil and Natural Gas Extraction.

Land resources: Land as a resource, land degradation, Wasteland reclamation, man induced landslides, soil erosion and desertification. Role of an individual in conservation of natural resources. Equitable use of resources for sustainable lifestyles.

UNIT – III Biodiversity and its conservation: Definition: genetic, species and ecosystem diversity-classification - Value of biodiversity: consumptive use, productive use, social-Biodiversity at national and local levels. India as a mega-diversity nation - Hot-spots of biodiversity - Threats to biodiversity: habitat loss, man-wildlife conflicts - Endangered and endemic species of India – Conservation of biodiversity: conservation of biodiversity.

UNIT – IV Environmental Pollution: Definition, Cause, effects and control measures of Air pollution, Water pollution, Soil pollution, Noise pollution, Nuclear hazards. Role of an individual in prevention of pollution. - Pollution case studies, Sustainable Life Studies. Impact of Fire Crackers on Man and his well being.

Solid Waste Management: Sources, Classification, effects and control measures of urban and industrial solid wastes. Consumerism and waste products, Biomedical, Hazardous and e – waste management.

UNIT – V Social Issues and the Environment: Urban problems related to energy -Water conservation, rain water harvesting-Resettlement and rehabilitation of people; its problems and concerns. Environmental ethics: Issues and possible solutions. Environmental Protection Act -Air (Prevention and Control of Pollution) Act. – Water (Prevention and control of Pollution) Act -Wildlife Protection Act -Forest Conservation Act-Issues involved in enforcement of environmental legislation. -Public awareness.

UNIT – VI Environmental Management: Impact Assessment and its significance various stages of EIA, preparation of EMP and EIS, Environmental audit. Ecotourism, Green Campus – Green business and Green politics.

The student should Visit an Industry / Ecosystem and submit a report individually on any issues related to Environmental Studies course and make a power point presentation.

TEXT BOOKS:

1. Environmental Studies, K. V. S. G. Murali Krishna, VGS Publishers, Vijayawada
2. Environmental Studies, R. Rajagopalan, 2nd Edition, 2011, Oxford University Press.
3. Environmental Studies, P. N. Palanisamy, P. Manikandan, A. Geetha, and K. Manjula Rani; Pearson Education, Chennai

REFERENCE:

1. Text Book of Environmental Studies, Deeshita Dave & P. Udaya Bhaskar, Cengage Learning.
2. A Textbook of Environmental Studies, Shaashi Chawla, TMH, New Delhi
3. Environmental Studies, Benny Joseph, Tata McGraw Hill Co, New Delhi
4. Perspectives in Environment Studies, Anubha Kaushik, C P Kaushik, New Age International Publishers, 2014

I Year - I Semester	L	T	P	C
	0	0	3	2

ENGINEERING / APPLIED CHEMISTRY LABORATORY

1. Introduction to Chemistry laboratory – Molarity, Normality, Primary, secondary standard solutions, Volumetric titrations, Quantitative analysis, Qualitative analysis, etc.
2. Trial experiment - Determination of HCl using standard Na₂CO₃ solution.
3. Determination of alkalinity of a sample containing Na₂CO₃ and NaOH.
4. Determination of KMnO₄ using standard Oxalic acid solution.
5. Determination of Ferrous iron using standard K₂Cr₂O₇ solution.
6. Determination of Copper using standard K₂Cr₂O₇ solution.
7. Determination of temporary and permanent hardness of water using standard EDTA solution.
8. Determination of Copper using standard EDTA solution.
9. Determination of Iron by a Colorimetric method using thiocyanate as reagent.
10. Determination of pH of the given sample solution using pH meter.
11. Conductometric titration between strong acid and strong base.
12. Conductometric titration between strong acid and weak base.
13. Potentiometric titration between strong acid and strong base.
14. Potentiometric titration between strong acid and weak base.
15. Determination of Zinc using standard EDTA solution.
16. Determination of Vitamin – C.

Outcomes: The students entering into the professional course have practically very little exposure to lab classes. The experiments introduce volumetric analysis; redox titrations with different indicators; EDTA titrations; then they are exposed to a few instrumental methods of chemical analysis. Thus at the end of the lab course, the student is exposed to different methods of chemical analysis and use of some commonly employed instruments. They thus acquire some experimental skills.

Reference Books

1. A Textbook of Quantitative Analysis, Arthur J. Vogel.
2. Dr. Jyotsna Cherukuris (2012) *Laboratory Manual of engineering chemistry-II*, VGS Techno Series
3. Chemistry Practical Manual, Lorven Publications
4. K. Mukkanti (2009) *Practical Engineering Chemistry*, B.S. Publication

I Year - I Semester

L	T	P	C
0	0	3	2

ENGLISH - COMMUNICATION SKILLS LAB- I

PRESCRIBED LAB MANUAL FOR SEMESTER I:

'**INTERACT:** English Lab Manual for Undergraduate Students' Published by **Orient Blackswan Pvt Ltd.**

OBJECTIVES:

To enable the students to learn through practice the communication skills of listening, speaking, reading and writing.

OUTCOME:

A study of the communicative items in the laboratory will help the students become successful in the competitive world.

The course content along with the study material is divided into six units.

UNIT 1:

1. WHY study Spoken English?
2. Making Inquiries on the phone, thanking and responding to Thanks
Practice work.

UNIT 2:

1. Responding to Requests and asking for Directions
Practice work.

UNIT 3:

1. Asking for Clarifications, Inviting, Expressing Sympathy, Congratulating
2. Apologising, Advising, Suggesting, Agreeing and Disagreeing
Practice work.

UNIT 4:

1. Letters and Sounds
Practice work.

UNIT 5:

1. The Sounds of English
Practice work.

UNIT 6:

1. Pronunciation
2. Stress and Intonation
Practice work.

Assessment Procedure: Laboratory

1. Every lab session (150 minutes) should be handled by not less than two teachers (three would be ideal) where each faculty has to conduct a speaking activity for 20/30 students.
2. The teachers are to assess each learner in the class for not less than 10 speaking activities, each one to be assessed for 10 marks or 10%. The average of 10 day-to-day activity assessments is to be calculated for 10 marks for internal assessment.

The rubric given below has to be filled in for all the students for all activities.

The rubric to assess the learners:

	Body language		Fluency & Audibility	Clarity in Speech	Neutralization of accent	Appropriate Language		Total 10 marks	Remarks
	Gestures & Postures	Eye Contact				Grammar	Vocabulary & expressions		

- **Lab Assessment: Internal (25 marks)**

1. Day-to-Day activities: 10 marks
2. Completing the exercises in the lab manual: 5 marks
3. Internal test (5 marks written and 5 marks oral)

- **Lab Assessment: External (50 marks)**

1. Written test: 20 marks (writing a dialogue, note-taking and answering questions on listening to an audio recording).
2. Oral: Reading aloud a text or a dialogue- 10 marks
3. Viva-Voce by the external examiner: 20 marks

Reference Books:

1. Strengthen your communication skills by Dr M Hari Prasad, Dr Salivendra Raju and Dr G Suvarna Lakshmi, Maruti Publications.
2. English for Professionals by Prof Eliah, B.S Publications, Hyderabad.
3. Unlock, Listening and speaking skills 2, Cambridge University Press
4. Spring Board to Success, Orient BlackSwan
5. A Practical Course in effective english speaking skills, PHI
6. Word power made handy, Dr shalini verma, Schand Company
7. Let us hear them speak, Jayashree Mohanraj, Sage texts
8. Professional Communication, Aruna Koneru, Mc Grawhill Education
9. Cornerstone, Developing soft skills, Pearson Education

I Year - I Semester

L	T	P	C
0	0	3	2

COMPUTER PROGRAMMING LAB

OBJECTIVES:

- Understand the basic concept of C Programming, and its different modules that includes conditional and looping expressions, Arrays, Strings, Functions, Pointers, Structures and File programming.
- Acquire knowledge about the basic concept of writing a program.
- Role of constants, variables, identifiers, operators, type conversion and other building blocks of C Language.
- Use of conditional expressions and looping statements to solve problems associated with conditions and repetitions.
- Role of Functions involving the idea of modularity.

Programming

Exercise - 1 Basics

- a) What is an OS Command, Familiarization of Editors - vi, Emacs
- b) Using commands like mkdir, ls, cp, mv, cat, pwd, and man
- c) C Program to Perform Adding, Subtraction, Multiplication and Division of two numbers From Command line

Exercise - 2 Basic Math

- a) Write a C Program to Simulate 3 Laws at Motion
- b) Write a C Program to convert Celsius to Fahrenheit and vice versa

Exercise - 3 Control Flow - I

- a) Write a C Program to Find Whether the Given Year is a Leap Year or not.
- b) Write a C Program to Add Digits & Multiplication of a number

Exercise – 4 Control Flow - II

- a) Write a C Program to Find Whether the Given Number is
 - i) Prime Number
 - ii) Armstrong Number
- b) Write a C program to print Floyd Triangle
- c) Write a C Program to print Pascal Triangle

Exercise – 5 Functions

- a) Write a C Program demonstrating of parameter passing in Functions and returning values.
- b) Write a C Program illustrating Fibonacci, Factorial with Recursion without Recursion

Exercise – 6 Control Flow - III

- a) Write a C Program to make a simple Calculator to Add, Subtract, Multiply or Divide Using switch...case
- b) Write a C Program to convert decimal to binary and hex (using switch call function the function)

Exercise – 7 Functions - Continued

Write a C Program to compute the values of $\sin x$ and $\cos x$ and e^x values using Series expansion. (use factorial function)

Exercise – 8 Arrays

Demonstration of arrays

- a) Search-Linear.
- b) Sorting-Bubble, Selection.
- c) Operations on Matrix.

Exercises - 9 Structures

- a) Write a C Program to Store Information of a Movie Using Structure
- b) Write a C Program to Store Information Using Structures with Dynamically Memory Allocation
- c) Write a C Program to Add Two Complex Numbers by Passing Structure to a Function

Exercise - 10 Arrays and Pointers

- a) Write a C Program to Access Elements of an Array Using Pointer
- b) Write a C Program to find the sum of numbers with arrays and pointers.

Exercise – 11 Dynamic Memory Allocations

- a) Write a C program to find sum of n elements entered by user. To perform this program, allocate memory dynamically using malloc () function.
- b) Write a C program to find sum of n elements entered by user. To perform this program, allocate memory dynamically using calloc () function.

Understand the difference between the above two programs

Exercise – 12 Strings

- a) Implementation of string manipulation operations **with** library function.
 - i) copy
 - ii) concatenate
 - iii) length
 - iv) compare
- b) Implementation of string manipulation operations **without** library function.
 - i) copy
 - ii) concatenate
 - iii) length
 - iv) compare

Exercise -13 Files

- a) Write a C programming code to open a file and to print its contents on screen.
- b) Write a C program to copy files

Exercise - 14 Files Continued

- a) Write a C program merges two files and stores their contents in another file.
- b) Write a C program to delete a file.

OUTCOMES:

- Apply and practice logical ability to solve the problems.
- Understand C programming development environment, compiling, debugging, and linking and executing a program using the development environment
- Analyzing the complexity of problems, Modularize the problems into small modules and then convert them into programs
- Understand and apply the in-built functions and customized functions for solving the problems.
- Understand and apply the pointers, memory allocation techniques and use of files for dealing with variety of problems.
- Document and present the algorithms, flowcharts and programs in form of user-manuals
- Identification of various computer components, Installation of software

Note:

- a) All the Programs must be executed in the Linux Environment. (Mandatory)**
- b) The Lab record must be a print of the LATEX (.tex) Format.**

I Year - II Semester

L	T	P	C
4	0	0	3

ENGLISH -II

Introduction:

In view of the growing importance of English as a tool for global communication and the consequent emphasis on training the students to acquire communicative competence, the syllabus has been designed to develop linguistic and communicative competence of the students of Engineering.

As far as the detailed Textbooks are concerned, the focus should be on the skills of listening, speaking, reading and writing. The non-detailed Textbooks are meant for extensive reading for pleasure and profit.

Thus the stress in the syllabus is primarily on the development of communicative skills and fostering of ideas.

Objectives:

1. To improve the language proficiency of the students in English with emphasis on LSRW skills.
2. To enable the students to study and comprehend the prescribed lessons and subjects more effectively relating to their theoretical and practical components.
3. To develop the communication skills of the students in both formal and informal situations.

LISTENING SKILLS:

Objectives:

1. To enable the students to appreciate the role of listening skill and improve their pronunciation.
2. To enable the students to comprehend the speech of people belonging to different backgrounds and regions.
3. To enable the students to listen for general content, to fill up information and for specific information.

SPEAKING SKILLS:

Objectives:

1. To make the students aware of the importance of speaking for their personal and professional communication.
2. To enable the students to express themselves fluently and accurately in social and professional success.
3. To help the students describe objects, situations and people.
4. To make the students participate in group activities like roleplays, discussions and debates.
5. To make the students participate in Just a Minute talks.

READING SKILLS:

Objectives:

1. To enable the students to comprehend a text through silent reading.
2. To enable the students to guess the meanings of words, messages and inferences of texts in given contexts.
3. To enable the students to skim and scan a text.
4. To enable the students to identify the topic sentence.

5. To enable the students to identify discourse features.
6. To enable the students to make intensive and extensive reading.

WRITING SKILLS:

Objectives:

1. To make the students understand that writing is an exact formal skills.
2. To enable the students to write sentences and paragraphs.
3. To make the students identify and use appropriate vocabulary.
4. To enable the students to narrate and describe.
5. To enable the students capable of note-making.
6. To enable the students to write coherently and cohesively.
7. To make the students to write formal and informal letters.
8. To enable the students to describe graphs using expressions of comparison.
9. To enable the students to write technical reports.

Methodology:

1. The class are to be learner-centered where the learners are to read the texts to get a comprehensive idea of those texts on their own with the help of the peer group and the teacher.
2. Integrated skill development methodology has to be adopted with focus on individual language skills as per the tasks/exercise.
3. The tasks/exercises at the end of each unit should be completed by the learners only and the teacher interventions permitted as per the complexity of the task/exercise.
4. The teacher is expected to use supplementary material wherever necessary and also generate activities/tasks as per the requirement.
5. The teacher is permitted to use lecture method when a completely new concept is introduced in the class.

Assessment Procedure: Theory

1. The formative and summative assessment procedures are to be adopted (mid exams and end semester examination).
2. Neither the formative nor summative assessment procedures should test the memory of the content of the texts given in the textbook. The themes and global comprehension of the units in the present day context with application of the language skills learnt in the unit are to be tested.
3. Only new unseen passages are to be given to test reading skills of the learners. Written skills are to be tested from sentence level to essay level. The communication formats—emails, letters and reports-- are to be tested along with appropriate language and expressions.
4. Examinations:

I mid exam + II mid exam (15% for descriptive tests+10% for online tests)= 25%

(80% for the best of two and 20% for the other)

Assignments= 5%

End semester exams=70%

5. Three take home assignments are to be given to the learners where they will have to read texts from the reference books list or other sources and write their gist in their own words.

The following text books are recommended for study in I B. Tech II Semester (Common for all branches)and I B.Pharma II Sem of JNTU Kakinada from the academic year 2016-17 (**R-16 Regulations**)

DETAILED TEXTBOOK: ENGLISH ENCOUNTERS Published by **Maruthi Publishers**.

DETAILED NON-DETAIL: THE GREAT INDIAN SCIENTISTS Published by **Cengage learning**

The course content along with the study material is divided into six units.

UNIT 1:

1. ' The Greatest Resource- Education' from English Encounters

OBJECTIVE:

Schumacher describes the education system by saying that it was mere training, something more than mere knowledge of facts.

OUTCOME:

The lesson underscores that the ultimate aim of Education is to enhance wisdom.

2. ' A P J Abdul Kalam' from The Great Indian Scientists.

OBJECTIVE:

The lesson highlights Abdul Kalam's contributions to Indian science and the awards he received.

OUTCOME:

Abdul Kalam's simple life and service to the nation inspires the readers to follow in his footsteps.

UNIT 2:

1. ' A Dilemma' from English Encounters

OBJECTIVE: The lesson centres on the pros and cons of the development of science and technology.

OUTCOME: The lesson enables the students to promote peaceful co-existence and universal harmony among people and society.

2. 'C V Raman' from The Great Indian Scientists.

OBJECTIVE:

The lesson highlights the dedicated research work of C V Raman and his achievements in Physics.

OUTCOME:

The Achievements of C V Raman are inspiring and exemplary to the readers and all scientists.

UNIT 3:

1. 'Cultural Shock': Adjustments to new Cultural Environments from English Encounters.

OBJECTIVE: The lesson depicts of the symptoms of Cultural Shock and the aftermath consequences

OUTCOME:

The lesson imparts the students to manage different cultural shocks due to globalization.

2. 'Homi Jehangir Bhabha' from The Great Indian Scientists.

OBJECTIVE:

The lesson highlights Homi Jehangir Bhabha's contributions to Indian nuclear programme as architect.

OUTCOME:

The seminal contributions of Homi Jehangir Bhabha to Indian nuclear programme provide an aspiration to the readers to serve the nation and strengthen it.

UNIT 4:

1. 'The Lottery' from English Encounters.

OBJECTIVE:

The lesson highlights insightful commentary on cultural traditions.

OUTCOME:

The theme projects society's need to re examine its traditions when they are outdated.

2. 'Jagadish Chandra Bose' from The Great Indian Scientists.

OBJECTIVE:

The lesson gives an account of the unique discoveries and inventions of Jagadish Chandra Bose in Science.

OUTCOME: The Scientific discoveries and inventions of Jagadish Chandra Bose provide inspiration to the readers to make their own contributions to science and technology, and strengthen the nation.

UNIT 5:

1. ' The Health Threats of Climate Change' from English Encounters.

OBJECTIVE:

The essay presents several health disorders that spring out due to environmental changes

OUTCOME:

The lesson offers several inputs to protect environment for the sustainability of the future generations.

2. ' Prafulla Chandra Ray' from The Great Indian Scientists.

OBJECTIVE:

The lesson gives an account of the experiments and discoveries in Pharmaceuticals of Prafulla Chandra Ray.

OUTCOME:

Prafulla Chandra Ray's scientific achievements and patriotic fervour provide inspiration to the reader.

UNIT 6:

1. 'The Chief Software Architect' from English Encounters

OBJECTIVE:

The lesson supports the developments of technology for the betterment of human life.

OUTCOME:

Pupil get inspired by eminent personalities who toiled for the present day advancement of software development.

2. 'Srinivasa Ramanujan from The Great Indian Scientists.

OBJECTIVE:

The lesson highlights the extraordinary achievements of Srinivasa Ramanujan, a great mathematician and the most romantic figure in mathematics.

OUTCOME:

The lesson provides inspiration to the readers to think and tap their innate talents.

NOTE:

All the exercises given in the prescribed lessons in both detailed and non-detailed textbooks relating to the theme and language skills must be covered.

MODEL QUESTION PAPER FOR THEORY**PART-I**

Six short answer questions on 6 unit themes

One question on eliciting student's response to any of the themes

PART-II

Each question should be from one unit and the last question can be a combination of two or more units.

Each question should have 3 sub questions: A,B & C

A will be from the main text: 5 marks

B from non-detailed text: 3 marks

C on grammar and Vocabulary: 6 marks

I Year - II Semester

L	T	P	C
4	0	0	3

MATHEMATICS – II (MATHEMATICAL METHODS)

Course Objectives:

1. The course is designed to equip the students with the necessary mathematical skills and techniques that are essential for an engineering course.
2. The skills derived from the course will help the student from a necessary base to develop analytic and design concepts.
3. Understand the most basic numerical methods to solve simultaneous linear equations.

Course Outcomes: At the end of the Course, Student will be able to:

1. Calculate a root of algebraic and transcendental equations. Explain relation between the finite difference operators.
2. Compute interpolating polynomial for the given data.
3. Solve ordinary differential equations numerically using Euler's and RK method.
4. Find Fourier series and Fourier transforms for certain functions.
5. Identify/classify and solve the different types of partial differential equations.

UNIT I: Solution of Algebraic and Transcendental Equations:

Introduction- Bisection method – Method of false position – Iteration method – Newton-Raphson method (One variable and simultaneous Equations).

UNIT II: Interpolation:

Introduction- Errors in polynomial interpolation – Finite differences- Forward differences- Backward differences –Central differences – Symbolic relations and separation of symbols - Differences of a polynomial-Newton's formulae for interpolation – Interpolation with unequal intervals - Lagrange's interpolation formula.

UNIT III: Numerical Integration and solution of Ordinary Differential equations:

Trapezoidal rule- Simpson's $1/3^{\text{rd}}$ and $3/8^{\text{th}}$ rule-Solution of ordinary differential equations by Taylor's series-Picard's method of successive approximations-Euler's method - Runge-Kutta method (second and fourth order).

UNIT IV: Fourier Series:

Introduction- Periodic functions – Fourier series of π -periodic function - Dirichlet's conditions – Even and odd functions –Change of interval– Half-range sine and cosine series.

UNIT V: Applications of PDE:

Method of separation of Variables- Solution of One dimensional Wave, Heat and two-dimensional Laplace equation.

UNIT VI: Fourier Transforms:

Fourier integral theorem (without proof) – Fourier sine and cosine integrals - sine and cosine transforms – properties – inverse transforms – Finite Fourier transforms.

Text Books:

1. **B.S.Grewal**, Higher Engineering Mathematics, 43rd Edition, Khanna Publishers.
2. **N.P.Bali**, Engineering Mathematics, Lakshmi Publications.

Reference Books:

1. **Dean G. Duffy**, Advanced engineering mathematics with MATLAB, CRC Press
2. **V.Ravindranath and P.Vijayalakshmi**, Mathematical Methods, Himalaya Publishing House.
3. **Erwin Kreyszig**, Advanced Engineering Mathematics, 10th Edition, Wiley-India
4. **David Kincaid, Ward Cheney**, Numerical Analysis-Mathematics of Scientific Computing, 3rd Edition, Universities Press.
5. **Srimanta Pal, Subodh C.Bhunia**, Engineering Mathematics, Oxford University Press.
6. **Dass H.K., Rajnish Verma. Er.**, Higher Engineering Mathematics, S. Chand Co. Pvt. Ltd, Delhi.

I Year - II Semester

L	T	P	C
4	0	0	3

MATHEMATICS-III

Course Objectives:

1. The course is designed to equip the students with the necessary mathematical skills and techniques that are essential for an engineering course.
2. The skills derived from the course will help the student from a necessary base to develop analytic and design concepts.
3. Understand the most basic numerical methods to solve simultaneous linear equations.

Course Outcomes: At the end of the Course, Student will be able to:

1. Determine rank, Eigen values and Eigen vectors of a given matrix and solve simultaneous linear equations.
2. Solve simultaneous linear equations numerically using various matrix methods.
3. Determine double integral over a region and triple integral over a volume.
4. Calculate gradient of a scalar function, divergence and curl of a vector function. Determine line, surface and volume integrals. Apply Green, Stokes and Gauss divergence theorems to calculate line, surface and volume integrals.

UNIT I: Linear systems of equations:

Rank-Echelon form-Normal form – Solution of linear systems – Gauss elimination - Gauss Jordan- Gauss Jacobi and Gauss Seidal methods. Applications: Finding the current in electrical circuits.

UNIT II: Eigen values - Eigen vectors and Quadratic forms:

Eigen values - Eigen vectors– Properties – Cayley-Hamilton theorem - Inverse and powers of a matrix by using Cayley-Hamilton theorem- Diagonalization- Quadratic forms- Reduction of quadratic form to canonical form – Rank - Positive, negative and semi definite - Index – Signature.

Applications: Free vibration of a two-mass system.

UNIT III: Multiple integrals:

Curve tracing: Cartesian, Polar and Parametric forms.

Multiple integrals: Double and triple integrals – Change of variables – Change of order of integration.

Applications: Finding Areas and Volumes.

UNIT IV: Special functions:

Beta and Gamma functions- Properties - Relation between Beta and Gamma functions- Evaluation of improper integrals.

Applications: Evaluation of integrals.

UNIT V: Vector Differentiation:

Gradient- Divergence- Curl - Laplacian and second order operators -Vector identities.

Applications: Equation of continuity, potential surfaces

UNIT VI: Vector Integration:

Line integral – Work done – Potential function – Area- Surface and volume integrals Vector integral theorems: Greens, Stokes and Gauss Divergence theorems (without proof) and related problems.

Applications: Work done, Force.

Text Books:

1. **B.S.Grewal**, Higher Engineering Mathematics, 43rd Edition, Khanna Publishers.
2. **N.P.Bali**, Engineering Mathematics, Lakshmi Publications.

Reference Books:

1. **Greenberg**, Advanced Engineering Mathematics, 2nd edition, Pearson edn
2. **Erwin Kreyszig**, Advanced Engineering Mathematics, 10th Edition, Wiley-India
3. **Peter O'Neil**, Advanced Engineering Mathematics, 7th edition, Cengage Learning.
4. **D.W. Jordan and T.Smith**, Mathematical Techniques, Oxford University Press.
5. **Srimanta Pal, Subodh C.Bhunia**, Engineering Mathematics, Oxford University Press.
6. **Dass H.K., Rajnish Verma. Er.**, Higher Engineering Mathematics, S. Chand Co. Pvt. Ltd, Delhi.

I Year - II Semester

L	T	P	C
4	0	0	3

ENGINEERING PHYSICS

(ME, CE, PE, PCE, MET.E, MINING, AUTOMOBILE, CHEMICAL, AERONAUTICAL, BIO.TECH)

OBJECTIVES: Physics curriculum which is re-oriented to the needs of Circuital branches of graduate engineering courses offered by JNTUniv. KKD. that serves as a transit to understand the branch specific advanced topics. The courses are designed to:

- Impart concepts of Optical Interference, Diffraction and Polarization required to design instruments with higher resolution - Concepts of coherent sources, its realization and utility optical instrumentation.
- Study the Structure-property relationship exhibited by solid crystal materials for their utility.
- Tap the Simple harmonic motion and its adaptability for improved acoustic quality of concert halls.
- To explore the Nuclear Power as a reliable source required to run industries
- To impart the knowledge of materials with characteristic utility in appliances.

UNIT-I

INTERFERENCE: Principle of Superposition – Coherent Sources – Interference in thin films (reflection geometry) – Newton's rings – construction and basic principle of Interferometers.

UNIT-II

DIFFRACTION: Fraunhofer diffraction at single slit cases of double slit, N-slits & Circular Aperture (Qualitative treatment only)-Grating equation - Resolving power of a grating, Telescope and Microscopes.

UNIT-III

POLARIZATION: Types of Polarization-production - Nicol Prism -Quarter wave plate and Half Wave plate – Working principle of Polarimeter (Sacharimeter)

LASERS: Characteristics– Stimulated emission – Einstein's Transition Probabilities- Pumping schemes - Ruby laser – Helium Neon laser.

UNIT-IV

ACOUSTICS: Reverberation time - Sabine's formula – Acoustics of concert-hall.

ULTRASONICS: Production - Ultrasonic transducers- Non-Destructive Testing –Applications.

UNIT-V

CRYSTALLOGRAPHY & X-RAY DIFFRACTION: Basis and lattice – Bravais systems- Symmetry elements- Unit cell- packing fraction – coordination number- Miller indices – Separation between successive (h k l) planes – Bragg's law.

NUCLEAR ENERGY – SOURCE OF POWER: Mass defect & Binding Energy – Fusion and Fission as sources – Fast breeder Reactors.

UNIT-VI

MAGNETISM: Classification based on Field, Temperature and order/disorder –atomic origin – Ferromagnetism- Hysteresis- applications of magnetic materials (Para & Ferro)..

DIELECTRICS: Electric Polarization – Dielectrics in DC and AC fields – Internal field – Clausius Mossoti Equation - Loss, Breakdown and strength of dielectric materials – Ferroelectric Hysteresis and applications.

Outcome: *Construction and working details of instruments, ie., Interferometer, Diffractometer and Polarimeter are learnt. Study Acoustics, crystallography magnetic and dielectric materials enhances the utility aspects of materials.*

Text Books:

1. A Text book of Engineering Physics – by Dr. M.N.Avadhanulu and Dr.P.G.Kshirasagar, S.Chand & Company Ltd., (2014)
2. Physics for Engineers by M.R.Srinasan, New Age international publishers (2009)
3. Engineering Physics by D.K.Bhattacharya and Poonam Tandon , Oxford press (2015)

Reference books:

1. Applied Physics by P.K.Palanisamy , Scitech publications (2014)
2. Lasers and Non-Linear optics by B.B.Laud , Newage international publishers (2008)

I Year - II Semester

L	T	P	C
4	0	0	3

BASIC ELECTRICAL AND ELECTRONICS ENGINEERING

Preamble:

This course covers the topics related to analysis of various electrical circuits, operation of various electrical machines, various electronic components to perform well in their respective fields.

Learning Objectives:

- To learn the basic principles of electrical circuit law's and analysis of networks.
- To understand the principle of operation and construction details of DC machines & Transformers.
- To understand the principle of operation and construction details of alternator and 3-Phase induction motor.
- To study the operation of PN junction diode, half wave, full wave rectifiers and OP-AMPS.
- To learn the operation of PNP and NPN transistors and various amplifiers.

UNIT - I

Electrical Circuits:

Basic definitions - Types of network elements - Ohm's Law - Kirchoff's Laws - Inductive networks - Capacitive networks – Series - Parallel circuits - Star-delta and delta-star transformations.

UNIT - II

Dc Machines:

Principle of operation of DC generator – EMF equation - Types of DC machine – Torque equation – Applications – Three point starter - Speed control methods of DC motor – Swinburne's Test.

UNIT - III

Transformers:

Principle of operation and construction of single phase transformers – EMF equation – Losses – OC & SC tests - Efficiency and regulation.

UNIT - IV

AC Rotating Machines:

Principle of operation and construction of alternators– Types of alternators – Principle of operation of synchronous motor - Principle of operation of 3-Phase induction motor – Slip-torque characteristics - Efficiency – Applications.

UNIT V

Rectifiers & Linear ICs:

PN junction diodes - Diode applications(Half wave and bridge rectifiers). Characteristics of operation amplifiers (OP-AMP) - application of OP-AMPs (inverting, non-inverting, integrator and differentiator).

UNIT VI

Transistors:

PNP and NPN junction transistor, transistor as an amplifier- Transistor amplifier - Frequency response of CE amplifier - Concepts of feedback amplifier.

Learning Outcomes:

- Able to analyse the various electrical networks.
- Able to understand the operation of DC generators,3-point starter and DC machine testing by Swinburne's Test.
- Able to analyse the performance of single-phase transformer.
- Able to explain the operation of 3-phase alternator and 3-phase induction motors.
- Able to analyse the operation of half wave, full wave bridge rectifiers and OP-AMPs.
- Able to explain the single stage CE amplifier and concept of feedback amplifier.

Text Books:

1. Electrical Technology by Surinder Pal Bali, Pearson Publications.
2. Electronic Devices and Circuits, R.L. Boylestad and Louis Nashelsky, 9th edition, PEI/PHI 2006.

Reference Books:

1. Electrical Circuit Theory and Technology by John Bird, Routledge Taylor & Francis Group
2. Basic Electrical Engineering by M.S.Naidu and S.Kamakshiah, TMH Publications
3. Fundamentals of Electrical Engineering by Rajendra Prasad, PHI Publications, 2nd edition
4. Basic Electrical Engineering by Nagsarkar, Sukhija, Oxford Publications, 2nd edition
5. Industrial Electronics by G.K. Mittal, PHI

I Year - II Semester

L	T	P	C
4	0	0	3

ENGINEERING DRAWING

(Common to all branches)

Objective: Engineering drawing being the principle method of communication for engineers, the objective is to introduce the students, the techniques of constructing the various types of polygons, curves and scales. The objective is also to visualize and represent the 3D objects in 2D planes with proper dimensioning, scaling etc.

UNIT I

Objective: To introduce the students to use drawing instruments and to draw polygons, Engg. Curves.

Polygons: Constructing regular polygons by general methods, inscribing and describing polygons on circles.

Curves: Parabola, Ellipse and Hyperbola by general methods, cycloids, involutes, tangents & normals for the curves.

UNIT II

Objective: To introduce the students to use scales and orthographic projections, projections of points & simple lines.

Scales: Plain scales, diagonal scales and vernier scales

Orthographic Projections: Horizontal plane, vertical plane, profile plane, importance of reference lines, projections of points in various quadrants, projections of lines, lines parallel either to of the reference planes (HP, VP or PP)

UNIT III

Objective: The objective is to make the students draw the projections of the lines inclined to both the planes.

Projections of straight lines inclined to both the planes, determination of true lengths, angle of inclination and traces- HT, VT

UNIT IV

Objective: The objective is to make the students draw the projections of the plane inclined to both the planes.

Projections of planes: regular planes perpendicular/parallel to one plane and inclined to the other reference plane; inclined to both the reference planes.

UNIT V

Objective: The objective is to make the students draw the projections of the various types of solids in different positions inclined to one of the planes.

Projections of Solids – Prisms, Pyramids, Cones and Cylinders with the axis inclined to one of the planes.

UNIT VI

Objective: The objective is to represent the object in 3D view through isometric views. The student will be able to represent and convert the isometric view to orthographic view and vice versa.

Conversion of isometric views to orthographic views; Conversion of orthographic views to isometric views.

TEXT BOOKS:

1. Engineering Drawing by N.D. Butt, Chariot Publications
2. Engineering Drawing by Agarwal & Agarwal, Tata McGraw Hill Publishers

REFERENCE BOOKS:

1. Engineering Drawing by K.L.Narayana & P. Kannaiah, Scitech Publishers
2. Engineering Graphics for Degree by K.C. John, PHI Publishers
3. Engineering Graphics by PI Varghese, McGrawHill Publishers
4. Engineering Drawing + AutoCad – K Venugopal, V. Prabhu Raja, New Age

I Year - II Semester

L	T	P	C
0	0	3	2

ENGLISH-COMMUNICATIONS SKILLS LAB-II

PRESCRIBED LAB MANUAL FOR SEMESTER II:

'**INTERACT: English Lab Manual for Undergraduate Students**' Published by **Orient Blackswan Pvt Ltd.**

OBJECTIVES:

To enable the students to learn demonstratively the communication skills of listening, speaking, reading and writing.

OUTCOME:

A study of the communicative items in the laboratory will help the students become successful in the competitive world.

The course content along with the study material is divided into six units.

UNIT 1:

1. Debating
Practice work

UNIT 2:

1. Group Discussions
Practice work

UNIT 3:

1. Presentation Skills
Practice work

UNIT 4:

1. Interview Skills
Practice work

UNIT 5:

1. Email,
2. Curriculum Vitae
Practice work

UNIT 6:

1. Idiomatic Expressions
2. Common Errors in English
Practice work

Reference Books:

1. Strengthen your communication skills by Dr M Hari Prasad, Dr Salivendra Raju and Dr G Suvarna Lakshmi, Maruti Publications.
2. English for Professionals by Prof Eliah, B.S Publications, Hyderabad.
3. Unlock, Listening and speaking skills 2, Cambridge University Press
4. Spring Board to Success, Orient BlackSwan
5. A Practical Course in effective english speaking skills, PHI
6. Word power made handy, Dr shalini verma, Schand Company
7. Let us hear them speak, Jayashree Mohanraj, Sage texts
8. Professional Communication, Aruna Koneru, Mc Grawhill Education
9. Cornerstone, Developing soft skills, Pearson Education

I Year - II Semester

L	T	P	C
0	0	3	2

ENGINEERING / APPLIED PHYSICS LAB
(Any 10 of the following listed experiments)

Objective: *Training field oriented Engineering graduates to handle instruments and their design methods to improve the accuracy of measurements.*

LIST OF EXPERIMENTS:

1. Determination of wavelength of a source-Diffraction Grating-Normal incidence.
2. Newton's rings – Radius of Curvature of Plano - Convex Lens.
3. Determination of thickness of a spacer using wedge film and parallel interference fringes.
4. Determination of Rigidity modulus of a material- Torsional Pendulum.
5. Determination of Acceleration due to Gravity and Radius of Gyration- Compound Pendulum.
6. Melde's experiment – Transverse and Longitudinal modes.
7. Verification of laws of vibrations in stretched strings – Sonometer.
8. Determination of velocity of sound – Volume Resonator.
9. L- C- R Series Resonance Circuit.
10. Study of I/V Characteristics of Semiconductor diode.
11. I/V characteristics of Zener diode.
12. Characteristics of Thermistor – Temperature Coefficients.
13. Magnetic field along the axis of a current carrying coil – Stewart and Gee's apparatus.
14. Energy Band gap of a Semiconductor p - n junction.
15. Hall Effect in semiconductors.
16. Time constant of CR circuit.
17. Determination of wavelength of laser source using diffraction grating.
18. Determination of Young's modulus by method of single cantilever oscillations.
19. Determination of lattice constant – lattice dimensions kit.
20. Determination of Planck's constant using photocell.
21. Determination of surface tension of liquid by capillary rise method.

Outcome: *Physics lab curriculum gives fundamental understanding of design of an instrument with targeted accuracy for physical measurements.*

I Year - II Semester

L	T	P	C
0	0	2	0

ENGINEERING / APPLIED PHYSICS - VIRTUAL LABS – ASSIGNMENTS
(Constitutes 5% marks of 30marks of Internal-component)

Objective: *Training Engineering students to prepare a technical document and improving their writing skills.*

LIST OF EXPERIMENTS

1. Hall Effect
2. Crystal Structure
3. Hysteresis
4. Brewster's angle
5. Magnetic Levitation / SQUID
6. Numerical Aperture of Optical fiber
7. Photoelectric Effect
8. Simple Harmonic Motion
9. Damped Harmonic Motion
10. LASER – Beam Divergence and Spot size
11. B-H curve
12. Michelson's interferometer
13. Black body radiation

URL: www.vlab.co.in

Outcome: *Physics Virtual laboratory curriculum in the form of assignment ensures an engineering graduate to prepare a /technical/mini-project/ experimental report with scientific temper.*

I Year - II Semester

L **T** **P** **C**
0 **0** **3** **2**

ENGINEERING WORKSHOP & IT WORKSHOP

ENGINEERING WORKSHOP

Course Objective: To impart hands-on practice on basic engineering trades and skills.

Note: At least two exercises to be done from each trade.

Trade:

Carpentry	1. T-Lap Joint 2. Cross Lap Joint 3. Dovetail Joint 4. Mortise and Tenon Joint
Fitting	1. Vee Fit 2. Square Fit 3. Half Round Fit 4. Dovetail Fit
Black Smithy	1. Round rod to Square 2. S-Hook 3. Round Rod to Flat Ring 4. Round Rod to Square headed bolt
House Wiring	1. Parallel / Series Connection of three bulbs 2. Stair Case wiring 3. Florescent Lamp Fitting 4. Measurement of Earth Resistance
Tin Smithy	1. Taper Tray 2. Square Box without lid 3. Open Scoop 4. Funnel

IT WORKSHOP

OBJECTIVES:

- Understand the basic components and peripherals of a computer.
- To become familiar in configuring a system.
- Learn the usage of productivity tools.
- Acquire knowledge about the netiquette and cyber hygiene.
- Get hands on experience in trouble shooting a system?

1. System Assembling, Disassembling and identification of Parts / Peripherals

2. **Operating System Installation**-Install Operating Systems like Windows, Linux along with necessary Device Drivers.

3. MS-Office / Open Office

- a. **Word** - Formatting, Page Borders, Reviewing, Equations, symbols.
- b. **Spread Sheet** - organize data, usage of formula, graphs, charts.
- c. **Power point** - features of power point, guidelines for preparing an effective presentation.
- d. **Access**- creation of database, validate data.

4. **Network Configuration & Software Installation**-Configuring TCP/IP, proxy and firewall settings. Installing application software, system software & tools.
5. **Internet and World Wide Web**-Search Engines, Types of search engines, netiquette, cyber hygiene.
6. **Trouble Shooting**-Hardware trouble shooting, Software trouble shooting.
7. **MATLAB**- basic commands, subroutines, graph plotting.
8. **LATEX**-basic formatting, handling equations and images.

OUTCOMES:

- Common understanding of concepts, patterns of decentralization implementation in Africa †
- Identified opportunities for coordinated policy responses, capacity building and implementation of best practices †
- Identified instruments for improved decentralization to the local level †
- Identified strategies for overcoming constraints to effective decentralization and sustainable management at different levels

TEXT BOOKS:

1. Computer Hardware, Installation, Interfacing, Troubleshooting and Maintenance, K.L. James, Eastern Economy Edition.
2. Microsoft Office 2007: Introductory Concepts and Techniques, Windows XP Edition By Gary B. Shelly, Misty E. Vermaat and Thomas J. Cashman (2007, Paperback).
3. LATEX- User's Guide and Reference manual, Leslie Lamport, Pearson, LPE, 2/e.
4. Getting Started with MATLAB: A Quick Introduction for Scientists and Engineers, Rudraprathap, Oxford University Press, 2002.
5. Scott Mueller's Upgrading and Repairing PCs, 18/e, Scott. Mueller, QUE, Pearson, 2008
6. The Complete Computer upgrade and repair book, 3/e, Cheryl A Schmidt, Dreamtech.
7. Comdex Information Technology course tool kit Vikas Gupta, WILEY Dreamtech.
8. Introduction to Information Technology, ITL Education Solutions limited, Pearson Education.

II Year - I Semester

L	T	P	C
4	0	0	3

METALLURGY & MATERIALS SCIENCE

Course Objective: To understand the basic fundamentals of Material science and Physical metallurgy. The basic concepts to be taught will help for the improvement, proper selection and effective utilization of materials which is essential to satisfy the ever increasing demands of the society.

UNIT – I

Learning Objectives: To know the basic concepts of bonds in metals and alloys. To understand the basic requirements for the formation of solid solutions and other compounds.

Structure of Metals and Constitution of alloys: Bonds in Solids – Metallic bond - crystallization of metals, grain and grain boundaries, effect of grain boundaries on the properties of metal / alloys – determination of grain size. Necessity of alloying, types of solid solutions, Hume Rotherys rules, intermediate alloy phases, and electron compounds.

UNIT –II

Learning objectives: To understand the regions of stability of the phases that can occur in an alloy system in order to solve the problems in practical metallurgy.

Equilibrium Diagrams : Experimental methods of construction of equilibrium diagrams, Isomorphous alloy systems, equilibrium cooling and heating of alloys, Lever rule, coring miscibility gaps, eutectic systems, congruent melting intermediate phases, peritectic reaction. Transformations in the solid state – allotropy, eutectoid, peritectoid reactions, phase rule, relationship between equilibrium diagrams and properties of alloys. Study of important binary phase diagrams of Cu-Ni-, Al-Cu, Bi-Cd and Fe-Fe₃C.

UNIT –III

Learning objectives: To study the basic differences between cast irons and steels, their properties and practical applications.

Cast Irons and Steels: Structure and properties of White Cast iron, Malleable Cast iron, grey cast iron, Spheroidal graphite cast iron, Alloy cast irons. Classification of steels, structure and properties of plain carbon steels, Low alloy steels, Hadfield manganese steels, tool and die steels.

UNIT – IV

Learning objectives: To study the affect of various alloying elements on iron-iron carbide system. To understand the various heat treatment and strengthening processes used in practical applications.

Heat treatment of Alloys: Effect of alloying elements on Fe-Fe₃C system, Annealing, normalizing, hardening, TTT diagrams, tempering , hardenability, surface - hardening methods, Age hardening treatment, Cryogenic treatment of alloys.

UNIT – V

Learning objectives: To study the properties and applications of widely used non-ferrous metals and alloys so as to use the suitable material for practical applications.

Non-ferrous Metals and Alloys: Structure and properties of Copper and its alloys, Aluminium and its alloys, Titanium and its alloys.

UNIT – VI

Learning objectives: To study the properties and applications of ceramic, composite and other advanced materials so as to use the suitable material for practical applications.

Ceramic and composite materials: Crystalline ceramics, glasses, cermets, abrasive materials, nanomaterials – definition, properties and applications of the above.

Classification of composites, various methods of component manufacture of composites, particle – reinforced materials, fiber reinforced materials, metal ceramic mixtures, metal – matrix composites and C – C composites.

Text Books:

1. Introduction to Physical Metallurgy - Sidney H. Avener - McGrawHill
2. Essential of Materials science and engineering - Donald R.Askeland - Cengage.

References :

1. Material Science and Metallurgy – Dr. V.D.Kodgire.
2. Materials Science and engineering - Callister & Baalashubrahmanyam
3. Material Science for Engineering students – Fischer – Elsevier Publishers
4. Material science and Engineering - V. Rahghavan
5. Introduction to Material Science and Engineering – Yip-Wah Chung CRC Press
6. Material Science and Metallurgy – A V K Suryanarayana – B S Publications
7. Material Science and Metallurgy – U. C. Jindal – Pearson Publications

II Year - I Semester

L	T	P	C
4	0	0	3

MECHANICS OF SOLIDS

Common to Mechanical, Aeronautical & Automobile Engineering.

Objective: The students completing this course are expected to understand the basic terms like stress, strain, Poisson's ratio...etc and different stresses induced in beams, thin cylinders, thick cylinders, columns. Further, the student shall be able to understand the shear stresses in circular shafts.

UNIT – I

Objective: After studying this unit student will know the basic terms like stress, strain Poisson's ratio...etc and stresses in bars of varying cross sections, composite bars, thermal stress in members, stresses on inclined planes with analytical approach and graphical approach, strain energy under different loadings and also problem solving techniques.

SIMPLE STRESSES & STRAINS : Elasticity and plasticity – Types of stresses & strains–Hooke's law – stress – strain diagram for mild steel – Working stress – Factor of safety – Lateral strain, Poisson's ratio & volumetric strain – Bars of varying section – composite bars – Temperature stresses- Complex Stresses - Stresses on an inclined plane under different uniaxial and biaxial stress conditions - Principal planes and principal stresses - Mohr's circle - Relation between elastic constants, Strain energy – Resilience – Gradual, sudden, impact and shock loadings.

UNIT – II

Objective: After studying this unit student will know the construction of shear force diagrams and bending moment diagrams to the different loads for the different support arrangements and also problem solving techniques.

SHEAR FORCE AND BENDING MOMENT : Definition of beam – Types of beams – Concept of shear force and bending moment – S.F and B.M diagrams for cantilever, simply supported and overhanging beams subjected to point loads, u.d.l, uniformly varying loads and combination of these loads – Point of contra flexure – Relation between S.F., B.M and rate of loading at a section of a beam.

UNIT – III

Objective: After studying this unit student will know the bending and shear stress induced in the beams which are made with different cross sections like rectangular, circular, triangular, I, T angle sections and also problem solving techniques.

FLEXURAL STRESSES : Theory of simple bending – Assumptions – Derivation of bending equation: $M/I = f/y = E/R$ Neutral axis – Determination bending stresses – section modulus of rectangular and circular sections (Solid and Hollow), I,T, Angle and Channel sections – Design of simple beam sections.

SHEAR STRESSES: Derivation of formula – Shear stress distribution across various beams sections like rectangular, circular, triangular, I, T angle sections.

UNIT – IV

Objective: *After studying this unit student will know how to finding slope and deflection for different support arrangements by Double integration method, Macaulay's method and Moment-Area and also problem solving techniques.*

DEFLECTION OF BEAMS : Bending into a circular arc – slope, deflection and radius of curvature – Differential equation for the elastic line of a beam – Double integration and Macaulay's methods – Determination of slope and deflection for cantilever and simply supported beams subjected to point loads, - U.D.L uniformly varying load. Mohr's theorems – Moment area method – application to simple cases including overhanging beams, Statically Indeterminate Beams and solution methods.

UNIT – V

Objective: *After studying this unit student will know how a cylinder fails, what kind of stresses induced in cylinders subjected to internal, external pressures and also problem solving techniques.*

THIN CYLINDERS: Thin seamless cylindrical shells – Derivation of formula for longitudinal and circumferential stresses – hoop, longitudinal and Volumetric strains – changes in dia, and volume of thin cylinders – Riveted boiler shells – Thin spherical shells.

THICK CYLINDERS: –Lame's equation – cylinders subjected to inside & outside pressures –compound cylinders.

UNIT –VI

Objective: *After studying this unit student will know shear stresses induced in circular shafts, discussing columns in stability point of view and columns with different end conditions.*

TORSION: Introduction-Derivation- Torsion of Circular shafts- Pure Shear-Transmission of power by circular shafts, Shafts in series, Shafts in parallel.

COLUMNS:

Buckling and Stability, Columns with Pinned ends, Columns with other support Conditions, Limitations of Euler's Formula, Rankine's Formula,

Text Books:

1. Strength of materials /GH Ryder/ Mc Millan publishers India Ltd
2. Solid Mechanics, by Popov
3. Mechanics of Materials/Gere and Timoshenko, CBS Publishers

References :

1. Strength of Materials -By Jindal, Umesh Publications.
2. Analysis of structures by Vazirani and Ratwani.
3. Mechanics of Structures Vol-III, by S.B.Junnarkar.
4. Strength of Materials by S.Timoshenko
5. Strength of Materials by Andrew Pytel and Ferdinond L. Singer Longman.

THERMODYNAMICS

Course Objectives:

To impart the knowledge of the thermodynamic laws and principles so as to enable the student to prepare an energy audit of any mechanical system that exchange heat and work with the surroundings.

UNIT – I

Objectives: The student should be able to understand the basic concepts like thermodynamic system, its boundary and related fundamental definitions. Distinction between point function and path function shall be made with respect to energy, work and Heat.

Introduction: Basic Concepts : System, boundary, Surrounding, control volume, Universe, Types of Systems, Macroscopic and Microscopic viewpoints, Concept of Continuum, Thermodynamic Equilibrium, State, Property, Process, Cycle – Reversibility – Quasi – static Process, Irreversible Process, Causes of Irreversibility – Energy in State and in Transition, Types, Work and Heat, Point and Path function. Zeroth Law of Thermodynamics – Concept of Temperature – Principles of Thermometry –Reference Points – Const. Volume gas Thermometer – Scales of Temperature, Ideal Gas Scale – PMM I

UNIT II

Objectives: To learn the first law of thermodynamics, which is also the energy conservation principle, and should be able to apply to different thermodynamic systems. To understand the concept of equality of temperature and the principle of operation of various temperature measuring devices. To learn the applications of steady flow energy equation to the various mechanical components.

Joule's Experiments – First law of Thermodynamics – Corollaries – First law applied to a Process – applied to a flow system – Steady Flow Energy Equation. PMM-I, throttling and free expansion processes – deviations from perfect gas model – Vander waals equation of state – compressibility charts – variable specific heats – gas tables.

UNIT – III

Objectives: To understand the second law statements and the associated terms and should be able to apply the principles to heat engines. Should be able to analyse the concepts of Carnot cycle, entropy, availability and irreversibility. Should be able to understand the use of Maxwells relations and thermodynamic functions.

Limitations of the First Law – Thermal Reservoir, Heat Engine, Heat pump, Parameters of performance, Second Law of Thermodynamics, Kelvin-Planck and Clausius Statements and their Equivalence / Corollaries, PMM of Second kind, Carnot's principle, Carnot cycle and its specialties, Thermodynamic scale of Temperature, Clausius Inequality, Entropy, Principle of Entropy Increase – Energy Equation, Availability and Irreversibility – Thermodynamic Potentials, Gibbs and Helmholtz Functions, Maxwell Relations – Elementary Treatment of the Third Law of Thermodynamics.

UNIT IV

Objectives: should understand the process of steam formation and its representation on property diagrams with various phase changes and should be able to calculate the quality of steam after its expansion in a steam turbine, with the help of standard steam tables and charts.

Pure Substances, P-V-T- surfaces, T-S and h-s diagrams, Mollier Charts, Phase Transformations – Triple point at critical state properties during change of phase, Dryness Fraction – Clausius – Clapeyron Equation Property tables. Mollier charts – Various Thermodynamic processes and energy Transfer – Steam Calorimetry.

UNIT – V

Objectives: Should be able to use Psychrometric chart and calculate various psychrometric properties of air.

Mixtures of perfect Gases – Mole Fraction, Mass fraction Gravimetric and volumetric Analysis – Dalton's Law of partial pressure, Avogadro's Laws of additive volumes – Mole fraction, Volume fraction and partial pressure, Equivalent Gas const. And Molecular Internal Energy, Enthalpy, sp. Heats and Entropy of Mixture of perfect Gases and Vapour, Atmospheric air - Psychrometric Properties – Dry bulb Temperature, Wet Bulb Temperature, Dew point Temperature, Thermodynamic Wet Bulb Temperature, Specific Humidity, Relative Humidity, saturated Air, Vapour pressure, Degree of saturation – Adiabatic Saturation, Carrier's Equation – Psychrometric chart.

UNIT - VI

Objectives: To understand the concept of air standard cycles and should be able to calculate the efficiency and performance parameters of the systems that use these cycles.

Power Cycles : Otto, Diesel, Dual Combustion cycles, Sterling Cycle, Atkinson Cycle, Ericsson Cycle, Lenoir Cycle – Description and representation on P-V and T-S diagram, Thermal Efficiency, Mean Effective Pressures on Air standard basis – comparison of Cycles.

Refrigeration Cycles : Brayton and Rankine cycles – Performance Evaluation – combined cycles, Bell- Coleman cycle, Vapour compression cycle-performance Evaluation.

Text Books :

1. Engineering Thermodynamics, PK Nag 4th Edn, TMH.
2. Thermodynamics – An Engineering Approach with student resources DVD – Y.A.Cengel & M.A.Boles, 7th Edn - McGrawHill

References :

1. Engineering Thermodynamics – Jones & Dugan PHI
2. Thermodynamics – J.P.Holman, McGrawHill
3. Basic Engineering Thermodynamics – A.Venkatesh – Universities press.
4. An Introduction to Thermodynamics - Y.V.C.Rao – Universities press.
5. Thermodynamics – W.Z.Black & J.G.Hartley, 3rd Edn Pearson Publ.
6. Engineering Thermodynamics – D.P.Misra, Cengage Publ.
7. Engineering Thermodynamics – P.Chattopadhyay – Oxford Higher Edn Publ.

II Year - I Semester

L	T	P	C
4	0	0	3

MANAGERIAL ECONOMICS & FINANCIAL ANALYSIS

Course Objectives:

- The Learning objectives of this paper is to understand the concept and nature of Managerial Economics and its relationship with other disciplines and also to understand the Concept of Demand and Demand forecasting, Production function, Input Output relationship, Cost-Output relationship and Cost-Volume-Profit Analysis.
- To understand the nature of markets, Methods of Pricing in the different market structures and to know the different forms of Business organization and the concept of Business Cycles.
- To learn different Accounting Systems, preparation of Financial Statement and uses of different tools for performance evaluation. Finally, it is also to understand the concept of Capital, Capital Budgeting and the techniques used to evaluate Capital Budgeting proposals.

UNIT-I

Introduction to Managerial Economics and demand Analysis:

Definition of Managerial Economics –Scope of Managerial Economics and its relationship with other subjects – Concept of Demand, Types of Demand, Determinants of Demand- Demand schedule, Demand curve, Law of Demand and its limitations- Elasticity of Demand, Types of Elasticity of Demand and Measurement- Demand forecasting and Methods of forecasting, Concept of Supply and Law of Supply.

UNIT – II:

Production and Cost Analysis:

Concept of Production function- Cobb-Douglas Production function- Leontief production function - Law of Variable proportions-Isoquants and Isocosts and choice of least cost factor combination-Concepts of Returns to scale and Economies of scale-Different cost concepts: opportunity costs, explicit and implicit costs- Fixed costs, Variable Costs and Total costs –Cost –Volume-Profit analysis-Determination of Breakeven point(simple problems)-Managerial significance and limitations of Breakeven point.

UNIT – III:

Introduction to Markets, Theories of the Firm & Pricing Policies:

Market Structures: Perfect Competition, Monopoly, Monopolistic competition and Oligopoly – Features – Price and Output Determination – Managerial Theories of firm: Marris and Williamson's models – other Methods of Pricing: Average cost pricing, Limit Pricing, Market Skimming Pricing, Internet Pricing: (Flat Rate Pricing, Usage sensitive pricing) and Priority Pricing.

UNIT – IV:

Types of Business Organization and Business Cycles:

Features and Evaluation of Sole Trader, Partnership, Joint Stock Company – State/Public Enterprises and their forms – Business Cycles : Meaning and Features – Phases of a Business Cycle.

UNIT – V:

Introduction to Accounting & Financing Analysis:

Introduction to Double Entry Systems – Preparation of Financial Statements-Analysis and Interpretation of Financial Statements-Ratio Analysis – Preparation of Funds flow and cash flow statements (Simple Problems)

UNIT – VI:

Capital and Capital Budgeting: Capital Budgeting: Meaning of Capital-Capitalization-Meaning of Capital Budgeting-Time value of money- Methods of appraising Project profitability: Traditional Methods(pay back period, accounting rate of return) and modern methods(Discounted cash flow method, Net Present Value method, Internal Rate of Return Method and Profitability Index)

Course Outcome:

*The Learner is equipped with the knowledge of estimating the Demand and demand elasticities for a product and the knowledge of understanding of the Input-Output-Cost relationships and estimation of the least cost combination of inputs.

* One is also ready to understand the nature of different markets and Price Output determination under various market conditions and also to have the knowledge of different Business Units.

*The Learner is able to prepare Financial Statements and the usage of various Accounting tools for Analysis and to evaluate various investment project proposals with the help of capital budgeting techniques for decision making.

TEXT BOOKS

1. Dr. N. AppaRao, Dr. P. Vijay Kumar: 'Managerial Economics and Financial Analysis', Cengage Publications, New Delhi – 2011
2. Dr. A. R. Aryasri – Managerial Economics and Financial Analysis, TMH 2011
3. Prof. J.V.Prabhakararao, Prof. P. Venkatarao. 'Managerial Economics and Financial Analysis', Ravindra Publication.

References:

1. Dr. B. Kuberudu and Dr. T. V. Ramana: Managerial Economics & Financial Analysis, Himalaya Publishing House, 2014.
2. V. Maheswari: Managerial Economics, Sultan Chand.2014
3. Suma Damodaran: Managerial Economics, Oxford 2011.
4. Vanitha Agarwal: Managerial Economics, Pearson Publications 2011.
5. Sanjay Dhameja: Financial Accounting for Managers, Pearson.
6. Maheswari: Financial Accounting, Vikas Publications.
7. S. A. Siddiqui & A. S. Siddiqui: Managerial Economics and Financial Analysis, New Age International Publishers, 2012
8. Ramesh Singh, Indian Economy, 7th Edn., TMH2015
9. Pankaj Tandon A Text Book of Microeconomic Theory, Sage Publishers, 2015
10. Shailaja Gajjala and Usha Munipalle, Universities press, 2015

FLUID MECHANICS & HYDRAULIC MACHINES

Objective: *The students completing this course are expected to understand the properties of fluids, its kinematic and dynamic behavior through various laws of fluids like continuity, Euler's, Bernoulli's equations, energy and momentum equations. Further, the student shall be able to understand the theory of boundary layer, working and performance characteristics of various hydraulic machines like pumps and turbines.*

UNIT I

Objective: *After studying this unit student will know the concept of fluid and its properties, manometry, hydrostatic forces acting on different surfaces and also problem solving techniques.*

Fluid statics: Dimensions and units: physical properties of fluids- specific gravity, viscosity and its significance, surface tension, capillarity, vapor pressure. Atmospheric gauge and vacuum pressure – measurement of pressure. Manometers- Piezometer, U-tube, inverted and differential manometers. Pascal's law, hydrostatic law.

Buoyancy and floatation: Meta center, stability of floating body. Submerged bodies. Calculation of metacenter height. Stability analysis and applications.

UNIT II

Objective: *In this unit student will be exposed to the basic laws of fluids, flow patterns, viscous flow through ducts and their corresponding problems.*

Fluid kinematics: Introduction, flow types. Equation of continuity for one dimensional flow, circulation and vorticity, Stream line, path line and streak lines and stream tube. Stream function and velocity potential function, differences and relation between them. Condition for irrotational flow, flow net, source and sink, doublet and vortex flow.

Fluid dynamics: surface and body forces –Euler's and Bernoulli's equations for flow along a stream line, momentum equation and its applications, force on pipe bend.

Closed conduit flow: Reynold's experiment- Darcy Weisbach equation- Minor losses in pipes- pipes in series and pipes in parallel- total energy line-hydraulic gradient line.

UNIT III

Objective: *At the end of this unit student will be aware of the concepts related to boundary layer theory, flow separation, basic concepts of velocity profiles, dimensionless numbers and dimensional analysis.*

Boundary Layer Theory: Introduction, momentum integral equation, displacement, momentum and energy thickness, separation of boundary layer, control of flow separation, Stream lined body, Bluff body and its applications, basic concepts of velocity profiles.

Dimensional Analysis: Similitude and modelling – Dimensionless numbers

UNIT IV

Objective: *In this unit student will know the hydrodynamic forces acting on vanes and their performance evaluation.*

Basics of turbo machinery: hydrodynamic force of jets on stationary and moving flat, inclined, and curved vanes, jet striking centrally and at tip, velocity diagrams, work done and efficiency, flow over radial vanes.

UNIT V

Objective: *At the end of this unit student will be aware of the importance, function and performance of hydro machinery.*

Centrifugal pumps: classification, working, work done – manometric head- losses and efficiencies- specific speed- pumps in series and parallel-performance characteristic curves, cavitation & NPSH.

Reciprocating pumps: Working, Discharge, slip, indicator diagrams.

UNIT VI

Objective: *After studying this unit student will be in a position to evaluate the performance characteristics of hydraulic turbines. Also a little knowledge on hydraulic systems and fluidics is imparted to the student.*

Hydraulic Turbines: classification of turbines, impulse and reaction turbines, Pelton wheel, Francis turbine and Kaplan turbine-working proportions, work done, efficiencies, hydraulic design –draft tube- theory-functions and efficiency.

Performance of hydraulic turbines: Geometric similarity, Unit and specific quantities, characteristic curves, governing of turbines, selection of type of turbine, cavitation, surge tank, water hammer. Hydraulic systems- hydraulic ram, hydraulic lift, hydraulic coupling. Fluidics – amplifiers, sensors and oscillators. Advantages, limitations and applications.

Text Books:

1. Hydraulics, fluid mechanics and Hydraulic machinery MODI and SETH.
2. Fluid Mechanics and Hydraulic Machines by Rajput.
3. Fluid Mechanics and Hydraulic Machines/ RK Bansal/Laxmi Publications (P) Ltd.

Reference Books:

1. Fluid Mechanics and Fluid Power Engineering by D.S. Kumar, Kotaria & Sons.
2. Fluid Mechanics and Machinery by D. Rama Durgaiah, New Age International.
3. Hydraulic Machines by Banga & Sharma, Khanna Publishers.
4. Instrumentation for Engineering Measurements by James W. Dally, William E. Riley ,John Wiley & Sons Inc. 2004 (Chapter 12 – Fluid Flow Measurements)
5. Fluid Mechanics and Hydraulic Machines by Domkundwar & Domkundwar, Dhanpatrai & Co.

II Year - I Semester

L	T	P	C
3	3	0	3

COMPUTER AIDED ENGINEERING DRAWING PRACTICE

Course Objective: To enhance the student's knowledge and skills in engineering drawing and to introduce drafting packages and commands for computer aided drawing and modelling.

UNIT-I:

Objective: The knowledge of projections of solids is essential in 3D modelling and animation. The student will be able to draw projections of solids. The objective is to enhance the skills they already acquired in their earlier course in drawing of projection.

PROJECTIONS OF SOLIDS: Projections of Regular Solids inclined to both planes – Auxiliary Views.

UNIT-II:

The knowledge of sections of solids and development of surfaces is required in designing and manufacturing of the objects. Whenever two or more solids combine, a definite curve is seen at their intersection.

SECTIONS OF SOLIDS: Sections and Sectional views of Right Regular Solids – Prism, Cylinder, Pyramid, Cone – Auxiliary views.

DEVELOPMENT AND INTERPENETRATION OF SOLIDS: Development of Surfaces of Right Regular Solids – Prisms, Cylinder, Pyramid Cone and their parts.

UNIT-III:

The intersection of solids also plays an important role in designing and manufacturing. The objective is to impart this knowledge through this topic. A perspective view provides a realistic 3D View of an object. The objective is to make the students learn the methods of Iso and Perspective views.

INTERPENETRATION OF RIGHT REGULAR SOLIDS: Intersection of Cylinder Vs Cylinder, Cylinder Vs Prism, Cylinder Vs Cone, Prism Vs Cone.

PERSPECTIVE PROJECTIONS: Perspective View: Points, Lines, Plane Figures and Simple Solids, Vanishing Point Methods (General Method only).

In part B computer aided drafting is introduced.

UNIT IV:

The objective is to introduce various commands in AutoCAD to draw the geometric entities and to create 2D and 3D wire frame models.

INTRODUCTION TO COMPUTER AIDED DRAFTING: Generation of points, lines, curves, polygons, dimensioning. Types of modeling : object selection commands – edit, zoom, cross hatching, pattern filling, utility commands, 2D wire frame modeling, 3D wire frame modeling,.

UNIT V:

By going through this topic the student will be able to understand the paper-space environment thoroughly.

VIEW POINTS AND VIEW PORTS: view point coordinates and view(s) displayed, examples to exercise different options like save, restore, delete, joint , single option.

UNIT VI:

The objective is to make the students create geometrical model of simple solids and machine parts and display the same as an Isometric, Orthographic or Perspective projection.

COMPUTER AIDED SOLID MODELLING: Isometric projections, orthographic projections of isometric projections, Modeling of simple solids, Modeling of Machines & Machine Parts.

Text Books :

1. Engineering drawing by N.D Bhatt, Charotar publications.
2. Engineering Graphics, K.C. John, PHI Publications

References:

1. Mastering Auto CAD 2013 and Auto CAD LT 2013 – George Omura, Sybex
2. Auto CAD 2013 fundamentals- Elisemoss, SDC Publ.
3. Engineering Drawing and Graphics using Auto Cad – T Jeyapoovan, vikas
4. Engineering Drawing + AutoCAD – K Venugopal, V. Prabhu Raja, New Age
5. Engineering Drawing – RK Dhawan, S Chand
6. Engineering Drawing – MB Shaw, BC Rana, Pearson
7. Engineering Drawing – KL Narayana, P Kannaiah, Scitech
8. Engineering Drawing – Agarwal and Agarwal, Mc Graw Hill
9. Engineering Graphics – PI Varghese, Mc Graw Hill
10. Text book of Engineering Drawing with auto-CAD , K.Venkata Reddy/B.S . publications.
11. Engineering Drawing with Auto CAD/ James D Bethune/Pearson Publications
12. Engineering Graphics with Auto CAD/Kulkarni D.M, Rastogi A.P, Sarkar A.K/PHI Publications

End Semester examination shall be conducted for **Four** hours with the following pattern:

- a) Two hours-Conventional drawing
- b) Two hours – Computer Aided Drawing

ELECTRICAL & ELECTRONICS ENGINEERING LAB

Section A: Electrical Engineering:

Learning Objectives:

- To predetermine the efficiency of dc shunt machine using Swinburne's test.
- To predetermine the efficiency and regulation of 1-phase transformer with O.C and S.C tests.
- To obtain performance characteristics of DC shunt motor & 3-phase induction motor.
- To find out regulation of an alternator with synchronous impedance method.
- To control speed of dc shunt motor using speed control methods.
- To find out the characteristics of PN junction diode & transistor
- To determine the ripple factor of half wave & full wave rectifiers.

The following experiments are required to be conducted as compulsory experiments:

1. Swinburne's test on D.C. Shunt machine (Predetermination of efficiency of a given D.C. Shunt machine working as motor and generator).
2. OC and SC tests on single phase transformer (Predetermination of efficiency and regulation at given power factors).
3. Brake test on 3-phase Induction motor (Determination of performance characteristics)
4. Regulation of alternator by Synchronous impedance method.
5. Speed control of D.C. Shunt motor by
 - a) Armature Voltage control
 - b) Field flux control method
6. Brake test on D.C. Shunt Motor.

Section B: Electronics Engineering.

The following experiments are required to be conducted as compulsory experiments:

1. PN junction diode characteristics a) Forward bias b) Reverse bias (Cut in voltage and resistance calculations)
2. Transistor CE characteristics (Input and output)
3. Half wave rectifier with and with out filters.
4. Full wave rectifier with and with out filters.
5. CE amplifiers.
6. OP- Amp applications (inverting, non inverting, integrator and differentiator)

Learning Outcomes:

- Able to find out the efficiency of dc shunt machine without actual loading of the machine.
- Able to estimate the efficiency and regulation for different load conditions and power factors of single phase transformer with OC and SC test.
- Able to analyse the performance characteristics and to determine efficiency of DC shunt motor & 3-phase induction motor.
- Able to pre-determine the regulation of an alternator by synchronous impedance method.
- Able to control the speed of dc shunt motor using speed control methods.
- Able to find out the characteristics of PN junction diode & transistor
- Able to determine the ripple factor of half wave & full wave rectifiers.

II Year - I Semester

L	T	P	C
0	0	3	2

MECHANICS OF SOLIDS & METALLURGY LAB

Course Objective: To impart practical exposure on the microstructures of various materials and their hardness evaluation. Also to impart practical knowledge on the evaluation of material properties through various destructive testing procedures.

NOTE: Any 6 experiments from each section A and B.

(A) MECHANICS OF SOLIDS LAB :

1. Direct tension test
2. Bending test on
 - a) Simple supported
 - b) Cantilever beam
3. Torsion test
4. Hardness test
 - a) Brinells hardness test
 - b) Rockwell hardness test
5. Test on springs
6. Compression test on cube
7. Impact test
8. Punch shear test

(B) METALLURGY LAB:

1. Preparation and study of the Micro Structure of pure metals like Iron, Cu and Al.
2. Preparation and study of the Microstructure of Mild steels, low carbon steels, high – C steels.
3. Study of the Micro Structures of Cast Irons.
4. Study of the Micro Structures of Non-Ferrous alloys.
5. Study of the Micro structures of Heat treated steels.
6. Hardenability of steels by Jominy End Quench Test.
7. To find out the hardness of various treated and untreated steels.

KINEMATICS OF MACHINERY

Objective: The students completing this course are expected to understand the nature and role of the kinematics of machinery, the mechanisms and machines. The course includes velocity and acceleration diagrams, analysis of mechanisms joints, Cams and their applications. It exposes the students to various kinds of power transmission devices like belt, rope, chain and gear drives and their working principles and their merits and demerits.

UNIT – I

Objective: The objective of this unit is to make student understand the purpose of kinematics, Kinematic joint and mechanism and to study the relative motion of parts in a machine without taking into consideration the forces involved.

MECHANISMS : Elements or Links – Classification – Rigid Link, flexible and fluid link – Types of kinematic pairs – sliding, turning, rolling, screw and spherical pairs – lower and higher pairs – closed and open pairs – constrained motion – completely, partially or successfully constrained and incompletely constrained .

Grublers criterion, Grashoff's law, Degrees of freedom, Kutzbach criterion for planar mechanisms, Mechanism and machines – classification of machines – kinematic chain – inversion of mechanism – inversion of mechanism – inversions of quadric cycle, chain – single and double slider crank chains.

UNIT – II

Objective: The objective of this unit is to make student understand various mechanisms for straight line motion and their applications including steering mechanism.

LOWER PAIR MECHANISM: Exact and approximate copiers and generated types – Peaucellier, Hart and Scott Russel – Grasshopper – Watt T. Chebicheff and Robert Mechanisms and straight line motion, Pantograph.

Conditions for correct steering – Davis Steering gear, Ackermans steering gear – velocity ratio; Hooke's Joint: Single and double – Universal coupling–application–problems.

UNIT – III

Objective : The objective of this unit is to make student understand the velocity and acceleration concepts and the methodology using graphical methods and principles and application of four bar chain. To understand the application of slider crank mechanism etc. and study of plane motion of the body

KINEMATICS: Velocity and acceleration – Motion of a link in machine – Determination of Velocity and acceleration diagrams – Graphical method – Application of relative velocity method four bar chain. Velocity and acceleration analysis of for a given mechanism, Kleins construction, Coriolis acceleration, determination of Coriolis component of acceleration.

Plane motion of body: Instantaneous centre of rotation, centroids and axodes – relative motion between two bodies – Three centres in line theorem – Graphical determination of instantaneous centre, diagrams for simple mechanisms and determination of angular velocity of points and links.

UNIT – IV

Objective: The objective of this unit is to make student understand the theories involved in cams. Further the students are exposed to the applications of cams and their working principles.

CAMS

Definitions of cam and followers – their uses – Types of followers and cams – Terminology –Types of follower motion: Uniform velocity, Simple harmonic motion and uniform acceleration and retardation. Maximum velocity and maximum acceleration during outward and return strokes in the above 3 cases.

Analysis of motion of followers: Roller follower – circular cam with straight, concave and convex flanks.

UNIT – V

Objective: The objective of this unit is to make student understand gears, power transmission through different types of gears including gear profiles and its efficiency.

GEARS

Higher pairs, friction wheels and toothed gears–types – law of gearing, condition for constant velocity ratio for transmission of motion, Form of teeth: cycloidal and involute profiles. Velocity of sliding – phenomena of interferences – Methods of interference. Condition for minimum number of teeth to avoid interference, expressions for arc of contact and path of contact – Introduction to Helical, Bevel and worm gearing.

UNIT – VI

Objective: The objective of this unit is to make student understand various power transmission mechanisms and methodologies and working principles. Students are exposed to merits and demerits of each drive.

Power Transmissions : Introduction, Belt and rope drives, selection of belt drive- types of belt drives, V-belts, materials used for belt and rope drives, velocity ratio of belt drives, slip of belt, creep of belt, tensions for flat belt drive, angle of contact, centrifugal tension, maximum tension of belt, Chains- length, angular speed ratio, classification of chains.

Introduction to gear Trains, Train value, Types – Simple and reverted wheel train – Epicyclic gear Train. Methods of finding train value or velocity ratio – Epicyclic gear trains. Selection of gear box-Differential gear for an automobile.

Text Books:

1. Mechanism and Machine Theory by Ashok G. Ambekar, PHI Publishers
2. Theory of Machines – S. S Rattan- TMH
3. Theory of machines and Mechanisms – J.J Uicker, G.R.Pennock & J.E.Shigley - Oxford publishers.

References:

1. Theory of Machines Sadhu Singh, Pearsons Edn
2. Theory of machines and Machinery /Vickers /Oxford .
3. Theory of Machines by Thomas Bevan/ CBS
4. Kinematics of Machinery through Hyper Works – J.S. Rao – Springer Publ
5. Theory of Mechanisms and machines – A.Ghosh & A.K.Malik – East West Press Pvt. Ltd.

THERMAL ENGINEERING – I

UNIT – I

Objectives: To make the student learn and understand the reasons and affects of various losses that occur in the actual engine operation.

Actual Cycles and their Analysis: Introduction, Comparison of Air Standard and Actual Cycles, Time Loss Factor, Heat Loss Factor, Exhaust Blowdown-Loss due to Gas exchange process, Volumetric Efficiency. Loss due to Rubbing Friction, Actual and Fuel-Air Cycles of CI Engines.

UNIT – II

Objectives: To familiarize the student with the various engine systems along with their function and necessity.

I. C. ENGINES : Classification - Working principles, Valve and Port Timing Diagrams, - Engine systems – Fuel, Carburettor, Fuel Injection System, Ignition, Cooling and Lubrication, principle of wankle engine, principles of supercharging and turbo charging.

UNIT – III

Objectives: To learn about normal combustion phenomenon and knocking in S.I. and C.I. Engines and to find the several engine operating parameters that affect the smooth engine operation.

Combustion in S.I. Engines : Normal Combustion and abnormal combustion – Importance of flame speed and effect of engine variables – Types of Abnormal combustion, pre-ignition and knocking (explanation of) – Fuel requirements and fuel rating, anti knock additives – combustion chamber – requirements, types.

Combustion in C.I. Engines : Four stages of combustion – Delay period and its importance – Effect of engine variables – Diesel Knock– Need for air movement, suction, compression and combustion induced turbulence – open and divided combustion chambers and nozzles used – fuel requirements and fuel rating.

UNIT – IV

Objectives: To make the student learn to perform testing on S.I and C.I Engines for the calculations of performance and emission parameters.

Measurement, Testing and Performance: Parameters of performance - measurement of cylinder pressure, fuel consumption, air intake, exhaust gas composition, Brake power – Determination of frictional losses and indicated power – Performance test – Heat balance sheet and chart.

UNIT – V

Objectives: To make students learn about different types of compressors and to calculate power and efficiency of reciprocating compressors.

COMPRESSORS – Classification –positive displacement and roto dynamic machinery – Power producing and power absorbing machines, fan, blower and compressor – positive displacement and dynamic types – reciprocating and rotary types.

Reciprocating: Principle of operation, work required, Isothermal efficiency, volumetric efficiency and effect of clearance, multi stage compression, undercooling, saving of work, minimum work condition for two stage compression.

UNIT VI

Objectives: To make students learn mechanical details, and to calculate power and efficiency of rotary compressors

Rotary (Positive displacement type) : Roots Blower, vane sealed compressor, Lysholm compressor – mechanical details and principle of working – efficiency considerations.

Dynamic Compressors: Centrifugal compressors: Mechanical details and principle of operation – velocity and pressure variation. Energy transfer-impeller blade shape-losses, slip factor, power input factor, pressure coefficient and adiabatic coefficient – velocity diagrams – power.

Axial Flow Compressors: Mechanical details and principle of operation – velocity triangles and energy transfer per stage degree of reaction, work done factor - isentropic efficiency- pressure rise calculations – Polytropic efficiency.

Text Books:

1. I.C. Engines / V. Ganesan- TMH
2. Heat engines, Vasandani & Kumar publications Thermal

References:

1. Thermal Engineering / RK Rajput/ Lakshmi Publications
2. IC Engines – M.L.Mathur &R.P.Sharma – Dhanpath Rai & Sons.
3. I.C.Engines–AppliedThermosciences–C.R.Ferguson&A.T.Kirkpatrick-2ndEdition-Wiley Publ
4. I.C. Engines - J.B.Heywood /McGrawHill.
5. Thermal Engineering – R.S.Khurmi & J.S.Gupta- S.chand Publ
6. Thermal Engineering / PL Ballaney, Khanna Publishers

PRODUCTION TECHNOLOGY

Course Objective:

To impart basic knowledge and understanding about the primary manufacturing processes such as casting, joining, bulk forming, sheet metal forming and powder metallurgy and their relevance in current manufacturing industry; To introduce processing methods of plastics.

UNIT – I

CASTING : Steps involved in making a casting – Advantage of casting and its applications. – Patterns and Pattern making – Types of patterns – Materials used for patterns, pattern allowances and their construction, Principles of Gating, Gating ratio and design of Gating systems

UNIT – II

Methods of melting and types of furnaces, Solidification of castings, Solidification of pure metals and alloys, short & long freezing range alloys. Risers – Types, function and design, casting design considerations, Basic principles and applications of Centrifugal casting, Die casting and Investment casting.

UNIT – III

Welding : Classification of welding processes, types of welded joints and their characteristics, Gas welding, Different types of flames and uses, Oxy – Acetylene Gas cutting. Basic principles of Arc welding, Manual metal arc welding, Submerged arc welding, Inert Gas welding- TIG & MIG welding.

UNIT – IV

Resistance welding, Solid state welding processes- Friction welding, Friction stir welding, Forge welding, Explosive welding; Thermit welding, Plasma welding, Laser welding, electron beam welding, Soldering & Brazing.

Heat affected zones in welding; pre & post heating, Weldability of metals, welding defects – causes and remedies – destructive and non destructive testing of welds, Design of welded joints.

UNIT – V

Plastic deformation in metals and alloys, Hot working and Cold working, Strain hardening and Annealing. Bulk forming processes: Forging - Types Forging, Smith forging, Drop Forging, Roll forging, Forging hammers, Rotary forging, forging defects; Rolling – fundamentals, types of rolling mills and products, Forces in rolling and power requirements. Extrusion and its characteristics. Types of extrusion, Impact extrusion, Hydrostatic extrusion; Wire drawing and Tube drawing.

Introduction to powder metallurgy – compaction and sintering, advantages and applications

UNIT – VI

Sheet metal forming - Blanking and piercing, Forces and power requirement in these operations, Deep drawing, Stretch forming, Bending, Spring back and its remedies, Coining, Spinning, Types of presses and press tools.

High energy rate forming processes: Principles of explosive forming, electromagnetic forming, Electro hydraulic forming, rubber pad forming, advantages and limitations.

Processing of Plastics: Types of Plastics, Properties, Applications and their processing methods, Blow and Injection moulding.

Text Books:

1. Manufacturing Processes for Engineering Materials - Kalpakjain S and Steven R Schmid- Pearson Publ , 5th Edn.
2. Manufacturing Technology -Vol I- P.N. Rao- TMH

References :

1. Manufacturing Science – A.Ghosh & A.K.Malik – East West Press Pvt. Ltd
2. Process and materials of manufacture- Lindberg- PHI
3. Production Technology- R.K. Jain- Khanna
4. Production Technology-P C Sharma-S. Chand
5. Manufacturing Processes- H.S. Shaun- Pearson
6. Manufacturing Processes- J.P. Kaushish- PHI
7. Workshop Technology /WAJ Chapman/CBS Publishers & Distributors Pvt.Ltd.

Course out comes: At the end of the course the student shall be able to:

1. Design patterns, Gating, runner and riser systems
2. Select a suitable casting process based on the component
3. Learn various arc and solid state welding processes and select a suitable process based on the application and requirements
4. Understand various bulk deformation processes
5. Understand various sheet metal forming and processing of plastics

II Year - II Semester

L	T	P	C
4	0	0	3

DESIGN OF MACHINE MEMBERS – I

Course Objectives:

1. The student shall gain appreciation and understanding of the design function in mechanical engineering, the steps involved in designing and the relation of design activity with manufacturing activity
2. Selection of proper materials to different machine elements based on their physical and mechanical properties.
3. Learn and understanding of the different types of failure modes and criteria.
4. Procedure for the different machine elements such as fasteners, shafts, couplings, keys, axially loaded joints etc.

UNIT – I

INTRODUCTION: General considerations in the design of Engineering Materials and their properties – selection –Manufacturing consideration in design, tolerances and fits –BIS codes of steels.

STRESSES IN MACHINE MEMBERS: Simple stresses – combined stresses – torsional and bending stresses – impact stresses – stress strain relation – various theories of failure – factor of safety – design for strength and rigidity – preferred numbers. the concept of stiffness in tension, bending, torsion and combined situations – static strength design based on fracture toughness.

UNIT – II

STRENGTH OF MACHINE ELEMENTS: Stress concentration – theoretical stress concentration factor – fatigue stress concentration factor notch sensitivity – design for fluctuating stresses – endurance limit – estimation of endurance strength – Goodman’s line – Soderberg’s line – modified Goodman’s line.

UNIT – III

Riveted and welded joints – design of joints with initial stresses – eccentric loading.

Bolted joints – design of bolts with pre-stresses – design of joints under eccentric loading – locking devices – both of uniform strength, different seals.

UNIT – IV

KEYS, COTTERS AND KNUCKLE JOINTS: Design of keys-stresses in keys-cotter joints-spigot and socket, sleeve and cotter, jib and cotter joints- knuckle joints.

SHAFTS: Design of solid and hollow shafts for strength and rigidity – design of shafts for combined bending and axial loads – shaft sizes – BIS code. Use of internal and external circlips, gaskets and seals (stationary & rotary).

UNIT – V

SHAFT COUPLING: Rigid couplings – muff, split muff and flange couplings, flexible couplings – flange coupling (modified).

UNIT – VI

MECHANICAL SPRINGS:

Stresses and deflections of helical springs – extension -compression springs – springs for fatigue loading, energy storage capacity – helical torsion springs – co-axial springs, leaf springs.

Note: Design data book is NOT Permitted for examination

Text Books:

1. Machine Design/V.Bandari/ TMH Publishers
2. Machine design / NC Pandya & CS Shah/Charotar Publishing House Pvt. Limited
3. Design data book of Engineers-

References:

1. Design of Machine Elements / V.M. Faires/McMillan
2. Machine design / Schaum Series/McGrawHill Professional
3. Machine Design/ Shigley, J.E/McGraw Hill.
4. Design data handbook/ K.Mahadevan & K. Balaveera Reddy/ CBS publishers.
5. Design of machine elements-Spotts/Pearson Publications
6. Machine Design –Norton/ Pearson publishers

Course outcomes:

Upon successful completion of this course student should be able to:

1. Apply the design procedure to engineering problems, including the consideration of technical and manufacturing constraints.
2. Select suitable materials and significance of tolerances and fits in critical design applications.
3. Utilize design data hand book and design the elements for strength, stiffness and fatigue.
4. Identify the loads, the machine members subjected and calculate static and dynamic stresses to ensure safe design.

II Year - II Semester

L	T	P	C
3	3	0	3

MACHINE DRAWING

Course Objective: The student will acquire knowledge of fastening arrangements such as welding, riveting the different styles of attachment for shaft. The student also is enabled to prepare the assembly of various machine or engine components and miscellaneous machine components.

Machine Drawing Conventions :

Need for drawing conventions – introduction to IS conventions

- a) Conventional representation of materials, common machine elements and parts such as screws, nuts, bolts, keys, gears, webs, ribs.
- b) Types of sections – selection of section planes and drawing of sections and auxiliary sectional views. Parts not usually sectioned.
- c) Methods of dimensioning, general rules for sizes and placement of dimensions for holes, centers, curved and tapered features.
- d) Title boxes, their size, location and details - common abbreviations & their liberal usage
- e) Types of Drawings – working drawings for machine parts.

PART-A

I. Drawing of Machine Elements and simple parts

Objective: To provide basic understanding and drawing practice of various joint, simple mechanical parts

Selection of Views, additional views for the following machine elements and parts with every drawing proportions.

- a) Popular forms of Screw threads, bolts, nuts, stud bolts, tap bolts, set screws.
- b) Keys, cotter joints and knuckle joint.
- c) Riveted joints for plates
- d) Shaft coupling, spigot and socket pipe joint.
- e) Journal, pivot and collar and foot step bearings.

PART-B

II. Assembly Drawings:

Objective: The student will be able to draw the assembly from the individual part drawing.

Drawings of assembled views for the part drawings of the following using conventions and easy drawing proportions.

- a) Engine parts –Gear pump, Fuel pump Petrol Engine connecting rod, piston assembly.
- b) Other machine parts - Screws jacks, Machine Vices Plummer block, Tailstock.
- c) Valves: spring loaded safety valve, feed check valve and air cock, Control valves

NOTE : First angle projection to be adopted. The student should be able to provide working drawings of actual parts. End semester examination for 70 Marks, Part A- 20 Marks (Answer two questions out of Three), Part B- 50 Marks (Assembly Drawing).

Text Books:

1. Machine Drawing – N.Siddeswar, K.Kannaiah & V.V.S.Sastry - TMH
2. Machine Drawing –K.L.Narayana, P.Kannaiah & K. Venkata Reddy / New Age/ Publishers

References:

1. Machine Drawing – P.S.Gill,
2. Machine Drawing – Luzzader
3. Machine Drawing – Rajput
4. Machine Drawing – N.D. Junnarkar, Pearson
5. Machine Drawing – Ajeeth Singh, McGraw Hill
6. Machine Drawing – KC John, PHI
7. Machine Drawing – B Battacharya, Oxford
8. Machine Drawing – Gowtham and Gowtham, Pearson

II Year - II Semester

L	T	P	C
4	0	0	3

INDUSTRIAL ENGINEERING AND MANAGEMENT

Course Objectives:

1. To impart fundamental knowledge and skill sets required in the Industrial Management and Engineering profession, which include the ability to apply basic knowledge of mathematics, probability and statistics, and the domain knowledge of Industrial Management and Engineering
2. To produce graduates with the ability to adopt a system approach to design, develop, implement and innovate integrated systems that include people, materials, information, equipment and energy.
3. To enable students to understand the interactions between engineering, business, technological and environmental spheres in the modern society.
4. To enable students to understand their role as engineers and their impact to society at the national and global context.

UNIT – I

INTRODUCTION: Definition of industrial engineering (I.E), development, applications, role of an industrial engineer, differences between production management and industrial engineering, quantitative tools of IE and productivity measurement. concepts of management, importance, functions of management, scientific management, Taylor's principles, theory X and theory Y, Fayol's principles of management.

UNIT – II

PLANT LAYOUT: Factors governing plant location, types of production layouts, advantages and disadvantages of process layout and product layout, applications, quantitative techniques for optimal design of layouts, plant maintenance, preventive and breakdown maintenance.

UNIT – III

OPERATIONS MANAGEMENT: Importance, types of production, applications, workstudy, method study and time study, work sampling, PMTS, micro-motion study, rating techniques, MTM, work factor system, principles of Ergonomics, flow process charts, string diagrams and Therbligs,

UNIT – IV

STATISTICAL QUALITY CONTROL: Quality control, its importance, SQC, attribute sampling inspection with single and double sampling, Control charts – \bar{X} and R – charts \bar{X} AND S charts and their applications, numerical examples.

TOTAL QUALITY MANAGEMENT: zero defect concept, quality circles, implementation, applications, ISO quality systems. six sigma – definition, basic concepts

UNIT – V

RESOURCE MANAGEMENT: Concept of human resource management, personnel management and industrial relations, functions of personnel management, Job-evaluation, its importance and types, merit rating, quantitative methods, wage incentive plans, types.

UNIT - VI

VALUE ANALYSIS: Value engineering, implementation procedure, enterprise resource planning and supply chain management.

PROJECT MANAGEMENT: PERT, CPM – differences & applications, critical path, determination of floats, importance, project crashing, smoothing and numerical examples.

TEXT BOOKS:

1. Industrial Engineering and management / O.P Khanna/Khanna Publishers.
2. Industrial Engineering and Production Management/Martand Telsang/S.Chand & Company Ltd. New Delhi

Reference Books:

1. Industrial Management / Bhattacharya DK/Vikas publishers
2. Operations Management / J.G Monks/McGrawHill Publishers.
3. Industrial Engineering and Management Science/ T. R. Banga, S. C. Sharma, N. K. Agarwal/Khanna Publishers
4. Principles of Management /Koontz O' Donnel/McGraw Hill Publishers.
5. Statistical Quality Control /Gupta/Khanna Publishers
6. Industrial Engineering and Management /NVS Raju/Cengage Publishers

Course outcome:

Upon successful completion of this course you should be able to:

1. Design and conduct experiments, analyse, interpret data and synthesize valid conclusions
2. Design a system, component, or process, and synthesize solutions to achieve desired needs
3. Use the techniques, skills, and modern engineering tools necessary for engineering practice with appropriate considerations for public health and safety, cultural, societal, and environmental constraints
4. Function effectively within multi-disciplinary teams and understand the fundamental precepts of effective project management

II Year - II Semester

L	T	P	C
0	0	3	2

FLUID MECHANICS & HYDRAULIC MACHINES LAB

Course Objective: To impart practical exposure on the performance evaluation methods of various flow measuring equipment and hydraulic turbines and pumps.

1. Impact of jets on Vanes.
2. Performance Test on Pelton Wheel.
3. Performance Test on Francis Turbine.
4. Performance Test on Kaplan Turbine.
5. Performance Test on Single Stage Centrifugal Pump.
6. Performance Test on Multi Stage Centrifugal Pump.
7. Performance Test on Reciprocating Pump.
8. Calibration of Venturimeter.
9. Calibration of Orifice meter.
10. Determination of friction factor for a given pipe line.
11. Determination of loss of head due to sudden contraction in a pipeline.
12. Turbine flow meter.

II Year - II Semester

L	T	P	C
0	0	3	2

PRODUCTION TECHNOLOGY LAB

Course Objective: To impart hands-on practical exposure on manufacturing processes and equipment.

Minimum of 12 Exercises need to be performed

I. METAL CASTING :

1. Pattern Design and making - for one casting drawing.
2. Sand properties testing - for strength and permeability
3. Mould preparation, Melting and Casting

II WELDING:

1. Gas welding
2. Gas cutting
3. Manual metal arc welding - Lap & Butt Joints
4. TIG/MIG Welding
5. Resistance Spot Welding
6. Brazing and soldering

III METAL FORMING AND POWDER METALLURGY:

1. Blanking & Piercing operations and study of simple, compound and progressive dies.
2. Deep drawing and extrusion operations.
3. Bending and other operations
4. Basic powder compaction and sintering

IV PROCESSING OF PLASTICS

1. Injection Moulding
2. Blow Moulding

DYNAMICS OF MACHINERY

Course Objectives:

1. To equip the student with fundamental knowledge of dynamics of machines so that student can appreciate problems of dynamic force balance, transmissibility of forces, isolation of systems, vibrations.
2. Develop knowledge of analytical and graphical methods for calculating balancing of rotary and reciprocating masses.
3. Develop understanding of vibrations and its significance on engineering design
4. Develop understanding of dynamic balancing, flywheel analysis, gyroscopic forces and moments

UNIT – I

PRECESSION: Gyroscopes, effect of precession motion on the stability of moving vehicles such as motor car, motor cycle, aero planes and ships, static and dynamic force analysis of planar mechanisms, (Demonstration of models in video show).

UNIT – II

FRICTION: Inclined plane, friction of screw and nuts, pivot and collar, uniform pressure, uniform wear, friction circle and friction axis: lubricated surfaces, boundary friction, film lubrication.

CLUTCHES: Friction clutches- single disc or plate clutch, multiple disc clutch, cone clutch, centrifugal clutch.

BRAKES AND DYNAMOMETERS: Simple block brakes, internal expanding brake, band brake of vehicle. General description and operation of dynamometers: Prony, Rope brake, Epicyclic, Bevis Gibson and belt transmission,

UNIT – III

TURNING MOMENT DIAGRAMS: Dynamic force analysis of slider crank mechanism, inertia torque, angular velocity and acceleration of connecting rod, crank effort and turning moment diagrams – fluctuation of energy – fly wheels and their design.

UNIT-IV

GOVERNERS: Watt, porter and proell governors, spring loaded governors – Hartnell and Hartung with auxiliary springs. sensitiveness, isochronism and hunting.

UNIT – V

BALANCING: Balancing of rotating masses single and multiple – single and different planes, use analytical and graphical methods. Primary, secondary, and higher balancing of reciprocating masses. analytical and graphical methods, unbalanced forces and couples – examination of “V” multi cylinder in line and radial engines for primary and secondary balancing, locomotive balancing, hammer blow, swaying couple, variation of tractive effort.

UNIT – VI

VIBRATIONS: Free Vibration of spring mass system –Natural frequency-types of damping – damped free vibration, Simple problems on forced damped vibration, vibration isolation and transmissibility transverse loads, vibrations of beams with concentrated and distributed loads. Dunkerly's methods, Raleigh's method, whirling of shafts, critical speeds, torsional vibrations, two and three rotor systems.

Text Books :

1. Theory of Machines / S.S Rattan/ Mc. Graw Hill
2. Mechanism and machine theory /Ashok G. Ambedkar/PHI Publications.

References :

1. Mechanism and Machine Theory / JS Rao and RV Dukkipati / New Age
2. Theory of Machines / Shigley / MGH
3. Theory of Machines / Thomas Bevan / CBS Publishers
4. Theory of machines / Khurmi/S.Chand.

Course outcomes:

Upon successful completion of this course the student should be able to:

1. Analyze stabilization of sea vehicles, aircrafts and automobile vehicles
2. Compute frictional losses, torque transmission of mechanical systems.
3. Analyze dynamic force analysis of slider crank mechanism and design of flywheel.
4. Understand how to determine the natural frequencies of continuous systems starting from the general equation of displacement.
5. Understand balancing of reciprocating and rotary masses.

METAL CUTTING & MACHINE TOOLS

Course objectives:

1. The course provides students with fundamental knowledge and principles in material removal processes.
2. In this course, the students apply the fundamentals and principles of metal cutting to practical applications through multiple labs using lathes, milling machines, grinding machines, and drill presses, Computer Numerical Control etc
3. To demonstrate the fundamentals of machining processes and machine tools.
4. To develop knowledge and importance of metal cutting parameters.
5. To develop fundamental knowledge on tool materials, cutting fluids and tool wear mechanisms.
6. To apply knowledge of basic mathematics to calculate the machining parameters for different machining processes.

UNIT – I

FUNDAMENTAL OF MACHINING:

Elementary treatment of metal cutting theory – element of cutting process – geometry of single point cutting tool, tool angles, chip formation and types of chips – built up edge and its effects, chip breakers, mechanics of orthogonal cutting –Merchant's force diagram, cutting forces, cutting speeds, feed, depth of cut, tool life, tool wear, machinability, economics of machining, coolants, tool materials and properties.

UNIT – II

LATHE MACHINES:

Engine lathe – principle of working, specification of lathe – types of lathe – work holders tool holders – box tools taper turning, thread turning – for lathes and attachments, constructional features of speed gear box and feed gear box. Turret and capstan lathes – collet chucks – other work holders – tool holding devices – box and tool layout. Principal features of automatic lathes – classification – single spindle and multi-spindle automatic lathes – tool layout and cam design for automats.

UNIT – III

SHAPING, SLOTTING AND PLANNING MACHINES: Principles of working – principal parts – specifications, operations performed, machining time calculations.

DRILLING & BORING MACHINES: Principles of working, specifications, types, operations performed – tool holding devices – twist drill – Boring Machines – fine Boring Machines – jig boring machine, deep hole Drilling Machine.

UNIT – IV

MILLING MACHINES: Principles of working – specifications – classification of Milling Machines – principal features of horizontal, vertical and universal Milling Machine, machining operations, types of cutters, geometry of milling cutters – methods of indexing, accessories to milling machines.

UNIT –V

FINISHING PROCESSES: Theory of grinding – classification of grinding machines, cylindrical and surface grinding machines, tool and cutter grinding machines, different types of abrasives, bonds, specification and selection of a grinding wheel. Lapping, Honing & Broaching operations, comparison to grinding.

UNIT - VI

JIGS & FIXTURES: Principles of design of jigs and fixtures and uses, classification of jigs & fixtures, principles of location and clamping, types of clamping & work holding devices, typical examples of jigs and fixtures.

CNC MACHINE TOOLS: CNC Machines, working principle, classification, constructional features of CNC machines, CNC controller, types of motion controls in CNC machines, applications of CNC machines.

Text Books:

1. Manufacturing Processes / JP Kaushish/ PHI Publishers-2nd Edition
2. Manufacturing Technology Vol-II/P.N Rao/Tata McGraw Hill

References:

1. Metal cutting and machine tools /Geoffrey Boothroyd, Winston A.Knight/ Taylor & Francis
2. Production Technology / H.M.T. Hand Book (Hindustan Machine Tools).
3. Production Engineering/K.C Jain & A.K Chitale/PHI Publishers
4. Technology of machine tools/S.F.Krar, A.R. Gill, Peter SMID/ TMH
5. Manufacturing Processes for Engineering Materials-Kalpakjian S & Steven R Schmid/Pearson Publications 5th Edition

Course Outcomes:

Upon successful completion of this course, the students will be able to:

- 1) Apply cutting mechanics to metal machining based on cutting force and power consumption.
- 2) Operate lathe, milling machines, drill press, grinding machines, etc.
- 3) Select cutting tool materials and tool geometries for different metals.
- 4) Select appropriate machining processes and conditions for different metals.
- 5) Learn machining economics.
- 6) Design jigs and Fixtures for simple parts.
- 7) Learn principles of CNC Machines

III Year - I Semester

L	T	P	C
4	0	0	3

DESIGN OF MACHINE MEMBERS– II

Course Objectives:

- This course gives the insight of slider and roller bearings and the life prediction.
- Learn to design I.C engine parts
- Design the mechanical systems for power transmission elements such as gears,belts,ropes,chains, keys and levers

UNIT – I

BEARINGS: Classification of bearings- applications, types of journal bearings – lubrication – bearing modulus – full and partial bearings – clearance ratio – heat dissipation of bearings, bearing materials – journal bearing design – ball and roller bearings – static loading of ball & roller bearings, bearing life.

UNIT – II

ENGINE PARTS: Connecting Rod: Thrust in connecting rod – stress due to whipping action on connecting rod ends – cranks and crank shafts, strength and proportions of over hung and center cranks – crank pins, crank shafts.

Pistons, forces acting on piston – construction design and proportions of piston, cylinder, cylinder liners,

UNIT – III

Design of curved beams: introduction, stresses in curved beams, expression for radius of neutral axis for rectangular, circular, trapezoidal and t-section, design of crane hooks, c –clamps.

UNIT – IV

POWER TRANSMISSIONS SYSTEMS, PULLEYS: Transmission of power by belt and rope drives , transmission efficiencies, belts – flat and v types – ropes - pulleys for belt and rope drives, materials, chain drives

DESIGN OF POWER SCREWS: Design of screw, square ACME, buttress screws, design of nut, compound screw, differential screw, ball screw- possible failures.

UNIT – V

SPUR & HELICAL GEAR DRIVES: Spur gears- helical gears – load concentration factor – dynamic load factor, surface compressive strength – bending strength – design analysis of spur gears – estimation of centre distance, module and face width, check for plastic deformation, check for dynamic and wear considerations.

UNIT – VI

MACHINE TOOL ELEMENTS: Levers and brackets: design of levers – hand levers-foot lever – cranked lever – lever of a lever loaded safety valve- rocker arm straight – angular- design of a crank pin – brackets- hangers- wall boxes.

Wire Ropes: Construction, Designation, Stresses in wire ropes, rope sheaves and drums.

Note: Design data book is permitted for examination

Text Books:

1. Machine Design/V.Bandari/TMH Publishers
2. Machine Design/ NC Pandya & CS Shaw/ Charotar publishers
3. Design data book.

References:

1. Machine Design: An integrated Approach / R.L. Norton / Pearson Education
2. Mech. Engg. Design / JE Shigley/Tata McGraw Hill education
3. Design of machine elements- spots/Pearson Publications
4. Machine Design-Norton/Pearson Publications

Course outcomes: At the end of the course

1. The student will able to select the suitable bearing based on the application of the loads and predict the life of the bearing
2. Design power transmission elements such as gears, belts, chains, pulleys, ropes, levers and power screws.
3. Design of IC Engines parts.

OPERATIONS RESEARCH

Course Objectives:

To learn the importance of Operations Research in the design, planning, scheduling, manufacturing and business applications and to use the various techniques of Operations Research in solving such problems.

UNIT – I

Development – definition– characteristics and phases – types of operation research models – applications.

ALLOCATION: Linear programming problem formulation – graphical solution – simplex method – artificial variables techniques -two–phase method, big-M method – duality principle.

UNIT – II

TRANSPORTATION PROBLEM: Formulation – optimal solution, unbalanced transportation problem – degeneracy, assignment problem – formulation – optimal solution - variants of assignment problem- traveling salesman problem.

SEQUENCING – Introduction – flow –shop sequencing – n jobs through two machines – n jobs through three machines – job shop sequencing – two jobs through ‘ m ’ machines.

UNIT – III

REPLACEMENT: Introduction – replacement of items that deteriorate with time – when money value is not counted and counted – replacement of items that fail completely, group replacement.

UNIT – IV

THEORY OF GAMES: Introduction – mini. max (max. mini) – criterion and optimal strategy – solution of games with saddle points – rectangular games without saddle points – 2×2 games – dominance principle – $m \times 2$ & $2 \times n$ games -graphical method.

WAITING LINES: Introduction – single channel – poisson arrivals – exponential service times – with infinite population and finite population models– multichannel – poisson arrivals – exponential service times with infinite population single channel poisson arrivals.

UNIT – V

INVENTORY : Introduction – single item – deterministic models – purchase inventory models with one price break and multiple price breaks – shortages are not allowed – stochastic models – demand may be discrete variable or continuous variable – instantaneous production. Instantaneous demand and continuous demand and no set up cost. ABC & VED Analysis.

UNIT – VI

DYNAMIC PROGRAMMING: Introduction – Bellman’s principle of optimality – applications of dynamic programming- capital budgeting problem – shortest path problem – linear programming problem.

SIMULATION: Definition – types of simulation models – phases of simulation– applications of simulation – inventory and queuing problems – advantages and disadvantages – simulation languages.

TEXT BOOKS:

1. Operations Research-An Introduction/Hamdy A Taha/Pearson publishers
2. Operations Research –Theory & publications / S.D.Sharma-Kedarnath/McMillan publishers India Ltd

REFERENCES:

1. Introduction to O.R/Hiller & Libermann/TMH
2. Operations Research /A.M.Natarajan,P.Balasubramani,A. Tamilarasi/Pearson Education.
3. Operations Research: Methods & Problems / Maurice Saseini, Arhur Yaspan & Lawrence Friedman/Wiley
4. Operations Research / R.Pannerselvam/ PHI Publications.
5. Operations Research / Wagner/ PHI Publications.
6. Operation Research /J.K.Sharma/MacMilan Publ.
7. Operations Research/ Pai/ Oxford Publications
8. Operations Research/S Kalavathy / Vikas Publishers
9. Operations Research / DS Cheema/University Science Press
10. Operations Research / Ravindran, Philips, Solberg / Wiley publishers

Course Outcomes:

After completion of the course, the student will be able to:

To solve the LP and DP problems

To solve the Transportation, assignment, game, inventory, replacement, sequencing, queuing problems.

THERMAL ENGINEERING – II

(Use of steam tables and Mollier chart is allowed)

Course objectives:

This course is intended to provide basic knowledge of components being used in steam and gas power plant cycles and to analyse the energy transfers and transformations in these components including individual performance evaluation.

UNIT – I

BASIC CONCEPTS: Rankine cycle - schematic layout, thermodynamic analysis, concept of mean temperature of heat addition, methods to improve cycle performance – regeneration & reheating. combustion: fuels and combustion, concepts of heat of reaction, adiabatic flame temperature, Stoichiometry, flue gas analysis.

UNIT II

BOILERS : Classification – working principles of L.P & H.P boilers with sketches – mountings and accessories – working principles, boiler horse power, equivalent evaporation, efficiency and heat balance – draught, classification – height of chimney for given draught and discharge, condition for maximum discharge, efficiency of chimney – artificial draught, induced and forced.

UNIT – III

STEAM NOZZLES: Function of a nozzle – applications - types, flow through nozzles, thermodynamic analysis – assumptions -velocity of fluid at nozzle exit-Ideal and actual expansion in a nozzle, velocity coefficient, condition for maximum discharge, critical pressure ratio, criteria to decide nozzle shape: Super saturated flow, its effects, degree of super saturation and degree of under cooling - Wilson line.

STEAM TURBINES: Classification – impulse turbine; mechanical details – velocity diagram – effect of friction – power developed, axial thrust, blade or diagram efficiency – condition for maximum efficiency. De-laval turbine - methods to reduce rotor speed-velocity compounding, pressure compounding and velocity & pressure compounding, velocity and pressure variation along the flow – combined velocity diagram for a velocity compounded impulse turbine, condition for maximum efficiency

UNIT IV

REACTION TURBINE: Mechanical details – principle of operation, thermodynamic analysis of a stage, degree of reaction –velocity diagram – Parson’s reaction turbine – condition for maximum efficiency – calculation of blade height.

STEAM CONDENSERS: Requirements of steam condensing plant – classification of condensers – working principle of different types – vacuum efficiency and condenser efficiency – air leakage, sources and its affects, air pump- cooling water requirement.

UNIT – V

GAS TURBINES: Simple gas turbine plant – ideal cycle, essential components – parameters of performance – actual cycle – regeneration, inter cooling and reheating –closed and semi-closed cycles – merits and demerits, types of combustion chambers.

UNIT – VI

JET PROPULSION : Principle of operation –classification of jet propulsive engines – working principles with schematic diagrams and representation on t-s diagram - thrust, thrust power and propulsion efficiency – turbo jet engines – needs and demands met by turbo jet – schematic diagram, thermodynamic cycle, performance evaluation, thrust augmentation – methods.

Rockets : Application – working principle – classification – propellant type – thrust, propulsive efficiency – specific impulse – solid and liquid propellant rocket engines.

Text Books:

1. Thermodynamics and Heat Engines/R.Yadav, Volume -II /Central Publishing House
2. Gas Turbines /V.Ganesan /TMH
3. Heat Engineering /V.P Vasandani and D.S Kumar/Metropolitan Book Company, New Delhi

References:

1. Gas Turbines and Propulsive Systems /P.Khajuria & S.P.Dubey /Dhanpatrai
2. Gas Turbines / Cohen, Rogers and Saravana Muttoo / Addison Wesley – Longman
3. Thermal Engineering-R.S Khurmi, &J S Gupta/S.Chand.
4. Thermal Engineering-P.L.Bellaney/ Khanna publishers.
5. Thermal Engineering-M.L.Marthur & Mehta/Jain bros. Publishers
6. Thermal Engineering / RK Rajput/ Lakshmi Publications

Course outcomes:

After undergoing this course the student is expected to understand the working of steam and gas power plant cycles and also should be able to analyze and evaluate the performance of individual components. The student also should be in a position to understand basic principles of Jet propulsion and rocket engineering.

THEORY OF MACHINES LAB

1. To determine whirling speed of shaft theoretically and experimentally.
2. To determine the position of sleeve against controlling force and speed of a Hartnell governor and to plot the characteristic curve of radius of rotation.
3. To analyse the motion of a motorized gyroscope when the couple is applied along its spin axis
4. To determine the frequency of undamped free vibration of an equivalent spring mass system.
5. To determine the frequency of damped force vibration of a spring mass system
6. To study the static and dynamic balancing using rigid blocks.
7. To find the moment of inertia of a flywheel
8. To plot follower displacement vs cam rotation for various Cam Follower systems.
9. To plot slider displacement, velocity and acceleration against crank rotation for single slider crank mechanism/Four bar mechanism
10. To find coefficient of friction between belt and pulley.
11. To study simple and compound screw jack and determine the mechanical advantage , velocity ratio and efficiency
12. To study various types of gears- Spur, Helical, Worm and Bevel Gears

III Year - I Semester

L	T	P	C
0	0	3	2

MACHINE TOOLS LAB

Course objectives:

The students are required to understand the parts of various machine tools and operate them. They are required to understand the different shapes of products that can be produced on these machine tools.

1. Introduction of general purpose machines -lathe, drilling machine, milling machine, shaper, planing machine, slotting machine, cylindrical grinder, surface grinder and tool and cutter grinder.
2. Step turning and taper turning on lathe machine
3. Thread cutting and knurling on lathe machine.
4. Drilling and tapping
5. Shaping and planing
6. Slotting
7. Milling
8. Cylindrical surface grinding
9. Grinding of tool angles.

Course outcome:

The students can operate different machine tools with understanding of work holders and operating principles to produce different part features to the desired quality.

THERMAL ENGINEERING LAB

Course objective: To provide hands on experience in operating various types of internal combustion engines and understand their functioning and performance.

1. I.C. Engines valve / port timing diagrams.
2. Testing of Fuels – Viscosity, flash point/fire point, carbon residue, calorific value.
3. I.C. Engines performance test and Exhaust emission measurements (4 -stroke diesel engine)
4. I.C. Engines performance test and Exhaust emission measurements (2-stroke petrol engine)
5. Evaluation of engine friction by conducting Morse test on 4-stroke multi cylinder petrol engine.
6. Determination of FP by retardation and motoring test on IC engine.
7. I.C. Engines heat balance at different loads and show the heat distribution curve.
8. Economical speed test of an IC engine.
9. Performance test on variable compression ratio engines.
10. Performance test on reciprocating air compressor unit.
11. Dis-assembly / assembly of different parts of two wheelers. 3 wheelers & 4 wheelers. Tractor & Heavy duty engines covering 2-stroke and 4 stroke, SI and CI engines.
12. Study of boilers, mountings and accessories.

III Year - I Semester

L	T	P	C
0	2	0	0

IPR & PATENTS

Objectives:

***To know the importance of Intellectual property rights, which plays a vital role in advanced Technical and Scientific disciplines.**

***Imparting IPR protections and regulations for further advancement, so that the students can familiarize with the latest developments.**

UNIT I: Introduction to Intellectual Property Rights (IPR)

Concept of Property - Introduction to IPR – International Instruments and IPR - WIPO - TRIPS – WTO -Laws Relating to IPR - IPR Tool Kit - Protection and Regulation - Copyrights and Neighboring Rights – Industrial Property – Patents - Agencies for IPR Registration – Traditional Knowledge –Emerging Areas of IPR - Layout Designs and Integrated Circuits – Use and Misuse of Intellectual Property Rights.

UNIT II: Copyrights and Neighbouring Rights

Introduction to Copyrights – Principles of Copyright Protection – Law Relating to Copyrights - Subject Matters of Copyright – Copyright Ownership – Transfer and Duration – Right to Prepare Derivative Works –Rights of Distribution – Rights of Performers – Copyright Registration – Limitations – Infringement of Copyright – Relief and Remedy – Case Law - Semiconductor Chip Protection Act.

UNIT III: Patents

Introduction to Patents - Laws Relating to Patents in India – Patent Requirements – Product Patent and Process Patent - Patent Search - Patent Registration and Granting of Patent - Exclusive Rights – Limitations - Ownership and Transfer — Revocation of Patent – Patent Appellate Board - Infringement of Patent – Compulsory Licensing — Patent Cooperation Treaty – New developments in Patents – Software Protection and Computer related Innovations.

UNIT IV: Trademarks

Introduction to Trademarks – Laws Relating to Trademarks – Functions of Trademark – Distinction between Trademark and Property Mark – Marks Covered under Trademark Law - Trade Mark Registration – Trade Mark Maintenance – Transfer of rights - Deceptive Similarities - Likelihood of Confusion - Dilution of Ownership – Trademarks Claims and Infringement – Remedies – Passing Off Action.

UNIT V: Trade Secrets

Introduction to Trade Secrets – General Principles - Laws Relating to Trade Secrets - Maintaining Trade Secret – Physical Security – Employee Access Limitation – Employee Confidentiality Agreements – Breach of Contract – Law of Unfair Competition – Trade Secret Litigation – Applying State Law.

UNIT VI: Cyber Law and Cyber Crime

Introduction to Cyber Law – Information Technology Act 2000 - Protection of Online and Computer Transactions - E-commerce - Data Security – Authentication and Confidentiality - Privacy - Digital Signatures – Certifying Authorities - Cyber Crimes - Prevention and Punishment – Liability of Network Providers.

- Relevant Cases Shall be dealt where ever necessary.

Outcome:

*** IPR Laws and patents pave the way for innovative ideas which are instrumental for inventions to seek Patents.**

***Student get an insight on Copyrights, Patents and Software patents which are instrumental for further advancements.**

References:

1. Intellectual Property Rights (Patents & Cyber Law), Dr. A. Srinivas. Oxford University Press, New Delhi.
2. Deborah E.Bouchoux: Intellectual Property, Cengage Learning, New Delhi.
3. PrabhuddhaGanguli: Intellectual Property Rights, Tata Mc-Graw –Hill, New Delhi
4. Richard Stim: Intellectual Property, Cengage Learning, New Delhi.
5. Kompal Bansal &Parishit Bansal Fundamentals of IPR for Engineers, B. S. Publications (Press).
6. Cyber Law - Texts & Cases, South-Western's Special Topics Collections.
7. R.Radha Krishnan, S.Balasubramanian: Intellectual Property Rights, Excel Books. New Delhi.
8. M.Ashok Kumar and MohdIqbal Ali: Intellectual Property Rights, Serials Pub.

III Year - II Semester

L	T	P	C
4	0	0	3

METROLOGY

Course objectives:

The students will learn

1. Inspection of engineering parts with various precision instruments
2. Design of part, tolerances and fits
3. Principles of measuring instruments and gauges and their uses
4. Evaluation and inspection of surface roughness
5. Inspection of spur gear and thread elements
6. Machine tool testing to evaluate machine tool quality

UNIT-I

SYSTEMS OF LIMITS AND FITS: Introduction, nominal size, tolerance, limits, deviations, fits -Unilateral and bilateral tolerance system, hole and shaft basis systems- interchangeability, deterministic & statistical tolerances, selective assembly. International standard system of tolerances, selection of limits and tolerances for correct functioning.

UNIT-II

LINEAR MEASUREMENT: Length standards, end standards, slip gauges- calibration of the slip gauges, dial indicators, micrometers.

MEASUREMENT OF ANGLES AND TAPERS:

Different methods – bevel protractor, angle slip gauges- angle dekkor- spirit levels- sine bar- sine table, rollers and spheres used to measure angles and tapers.

LIMIT GAUGES:

Taylor's principle – design of go and no go gauges; plug, ring, snap, gap, taper, profile and position gauges.

UNIT-III

OPTICAL MEASURING INSTRUMENTS: Tools maker's microscope and uses - autocollimators, optical projector, optical flats and their uses.

INTERFEROMETRY:

Interference of light, Michelson's interferometer, NPL flatness interferometer, and NPL gauge interferometer.

UNIT-IV

SURFACE ROUGHNESS MEASUREMENT: Differences between surface roughness and surface waviness – Numerical assessment of surface finish-CLA, Rt., R.M.S. Rz, R10 values, Method of measurement of surface finish – Profilograph, Talysurf, ISI symbols for indication of surface finish.

COMPARATORS: Types - mechanical, optical, electrical and electronic, pneumatic comparators and their uses.

UNIT – V

GEAR MEASUREMENT: Nomenclature of gear tooth, tooth thickness measurement with gear tooth vernier & flange micro meter, pitch measurement, total composite error and tooth to tooth composite errors, rolling gear tester, involute profile checking.

SCREW THREAD MEASUREMENT: Elements of measurement – errors in screw threads- concept of virtual effective diameter, measurement of effective diameter, angle of thread and thread pitch, and profile thread gauges.

UNIT – VI

FLATNESS MEASUREMENT:

Measurement of flatness of surfaces- instruments used- straight edges- surface plates – auto collimator.

MACHINE TOOL ALIGNMENT TESTS: Principles of machine tool alignment testing on lathe, drilling and milling machines.

Text Books:

1. Dimensional Metrology/Connie Dotson/Cengage Learning
2. Engineering Metrology / R.K.Jain / Khanna Publishers

References:

1. Engineering Metrology / Mahajan / Dhanpat Rai Publishers
2. Engineering Metrology / I.C.Gupta / Dhanpat Rai Publishers
3. Precision Engineering in Manufacturing / R.L.Murthy / New Age
4. Engineering Metrology and Measurements / NV Raghavendra, L Krishna murthy/ Oxford publishers.
5. Engineering Metrology / KL Narayana/Scitech publishers

Course outcomes:

Students will be able to design tolerances and fits for selected product quality. They can choose appropriate method and instruments for inspection of various gear elements and thread elements. They can understand the standards of length, angles, they can understand the evaluation of surface finish and measure the parts with various comparators. The quality of the machine tool with alignment test can also be evaluated by them.

III Year - II Semester

L	T	P	C
4	0	0	3

INSTRUMENTATION & CONTROL SYSTEMS

Course Objectives:

The course focuses on imparting the principles of measurement which includes the working mechanism of various sensors and devices, that are in use to measure the important physical variables of various mechatronic systems.

UNIT – I

Definition – Basic principles of measurement – measurement systems, generalized configuration and functional descriptions of measuring instruments – examples. dynamic performance characteristics – sources of error, classification and elimination of error.

Measurement of Displacement: Theory and construction of various transducers to measure displacement – piezo electric, inductive, capacitance, resistance, ionization and photo electric transducers, calibration procedures.

UNIT – II

MEASUREMENT OF TEMPERATURE: Classification – ranges – various principles of measurement – expansion, electrical resistance – thermister – thermocouple – pyrometers – temperature indicators.

MEASUREMENT OF PRESSURE: Units – classification – different principles used. manometers, piston, bourdon pressure gauges, bellows – diaphragm gauges. low pressure measurement – thermal conductivity gauges – ionization pressure gauges, Mcleod pressure gauge.

UNIT – III

MEASUREMENT OF LEVEL : Direct method – indirect methods – capacitative, ultrasonic, magnetic, cryogenic fuel level indicators – bubbler level indicators.

FLOW MEASUREMENT: Rotameter, magnetic, ultrasonic, turbine flow meter, hot – wire anemometer, laser Doppler anemometer (LDA).

MEASUREMENT OF SPEED : Mechanical tachometers – electrical tachometers – stroboscope, noncontact type of tachometer

Measurement of Acceleration and Vibration: Different simple instruments – principles of seismic instruments – Vibrometer and accelerometer using this principle.

UNIT – IV

STRESS STRAIN MEASUREMENTS : Various types of stress and strain measurements – electrical strain gauge – gauge factor – method of usage of resistance strain gauge for bending compressive and tensile strains – usage for measuring torque, strain gauge rosettes.

UNIT – V

MEASUREMENT OF HUMIDITY – Moisture content of gases, sling psychrometer, absorption psychrometer, dew point meter.

MEASUREMENT OF FORCE, TORQUE AND POWER- Elastic force meters, load cells, torsion meters, dynamometers.

UNIT – VI

ELEMENTS OF CONTROL SYSTEMS : Introduction, importance – classification – open and closed systems, servomechanisms–examples with block diagrams–temperature, speed & position control systems.

Text Books:

1. Measurement Systems: Applications & design / D.S Kumar/
2. Mechanical Measurements / BeckWith, Marangoni,Linehard, Pearson

References:

1. Measurement systems: Application and design/Doeblin Earnest. O. Adaptation/ TMH
2. Experimental Methods for Engineers / J.P.Holman/McGraw Hill
3. Mechanical and Industrial Measurements / R.K. Jain/ Khanna Publishers.
4. Instrumentation, measurement & analysis / B.C.Nakra & K.K.Choudhary/TMH

Course outcomes:

After undergoing the course the student can select appropriate device for the measurement of parameters like temperature, pressure, speed, stress, humidity, flow velocity etc., and justify its use through characteristics and performance.

III Year - II Semester

L	T	P	C
4	0	0	3

REFRIGERATION & AIR CONDITIONING

(Refrigeration and Psychrometric tables and charts allowed)

Course objectives:

The course is to understand the basic cycles of various refrigerating systems, their performance evaluation along with details of system components and refrigerant properties. The course is also aimed at imparting knowledge of psychrometric properties, processes which are used in air-conditioning systems for comfort and industrial applications.

UNIT – I

INTRODUCTION TO REFRIGERATION: Necessity and applications – unit of refrigeration and C.O.P. – Mechanical refrigeration – types of ideal cycles of refrigeration. air refrigeration: bell coleman cycle - open and dense air systems – refrigeration systems used in air crafts and problems.

UNIT – II

VAPOUR COMPRESSION REFRIGERATION: Working principle and essential components of the plant – simple vapour compression refrigeration cycle – COP – representation of cycle on T-S and p-h charts – effect of sub cooling and super heating – cycle analysis – actual cycle influence of various parameters on system performance – use of p-h charts – numerical problems.

UNIT III

REFRIGERANTS – Desirable properties – classification - refrigerants used – nomenclature – ozone depletion – global warming

VCR SYSTEM COMPONENTS: Compressors – general classification – comparison – advantages and disadvantages. condensers – classification – working principles evaporators – classification – working principles expansion devices – types – working principles

UNIT IV

VAPOR ABSORPTION SYSTEM: Calculation of maximum COP – description and working of NH₃ – water system and Li Br –water (Two shell & Four shell) System, principle of operation three fluid absorption system, salient features.

STEAM JET REFRIGERATION SYSTEM: Working Principle and basic components. principle and operation of (i) thermoelectric refrigerator (ii) vortex tube.

UNIT – V

INTRODUCTION TO AIR CONDITIONING: Psychrometric properties & processes – characterization of sensible and latent heat loads — need for ventilation, consideration of infiltration – load concepts of RSHP, GSHP- problems, concept of ESHF and ADP temperature.

Requirements of human comfort and concept of effective temperature- comfort chart –comfort air conditioning – requirements of industrial air conditioning, air conditioning load calculations.

UNIT – VI

AIR CONDITIONING SYSTEMS: Classification of equipment, cooling, heating humidification and dehumidification, filters, grills and registers, fans and blowers. heat pump – heat sources – different heat pump circuits.

Text Books:

1. A Course in Refrigeration and Air conditioning / SC Arora & Domkundwar / Dhanpatrai
2. Refrigeration and Air Conditioning / CP Arora / TMH.

References:

1. Refrigeration and Air Conditioning / Manohar Prasad / New Age.
2. Principles of Refrigeration /Dossat / Pearson Education.
3. Basic Refrigeration and Air-Conditioning / Ananthanarayanan / TMH

Course outcomes: At the end of the course the students should be able to:

After undergoing the course the student should be in a position to analyze various refrigerating cycles and evaluate their performance. The student also should be able to perform cooling load calculations and select the appropriate process and equipment for the required comfort and industrial air-conditioning.

III Year - II Semester

L	T	P	C
4	0	0	3

HEAT TRANSFER

(Heat transfer data book allowed)

Course Objectives:

This course is intended to impart knowledge of principles of heat transfer and analyze the heat exchange process in various modes for the evaluation of rate of heat transfer and the temperature distribution in different configurations.

UNIT – I

INTRODUCTION: Modes and mechanisms of heat transfer – basic laws of heat transfer –General discussion about applications of heat transfer.

CONDUCTION HEAT TRANSFER: Fourier rate equation – general heat conduction equation in cartesian, cylindrical and Spherical coordinates. Steady, unsteady and periodic heat transfer – initial and boundary conditions.

ONE DIMENSIONAL STEADY STATE CONDUCTION HEAT TRANSFER: Homogeneous slabs, hollow cylinders and spheres – overall heat transfer coefficient – electrical analogy – critical radius of insulation-Variable thermal conductivity – systems with heat sources or heat generation,

UNIT – II

extended surface (fins) heat Transfer – long fin, fin with insulated tip and short fin, application to error measurement of temperature.

ONE DIMENSIONAL TRANSIENT CONDUCTION HEAT TRANSFER: Systems with negligible internal resistance – significance of biot and fourier numbers - chart solutions of transient conduction systems

UNIT – III

CONVECTIVE HEAT TRANSFER: Classification of convective heat transfer – dimensional analysis as a tool for experimental investigation – Buckingham Pi Theorem for forced and free convection, application for developing semi – empirical non- dimensional correlation for convective heat transfer – Significance of non-dimensional numbers – concepts of continuity, momentum and Energy Equations.

UNIT –IV

FORCED CONVECTION

EXTERNAL FLOWS: Concepts about hydrodynamic and thermal boundary layer and use of empirical correlations for convective heat transfer -flat plates and cylinders.

INTERNAL FLOWS: Concepts about hydrodynamic and thermal entry lengths – division of internal flow based on this –use of empirical relations for horizontal pipe flow and annulus flow.

FREE CONVECTION: Development of hydrodynamic and thermal boundary layer along a vertical plate – use of empirical relations for vertical plates and pipes.

UNIT V

HEAT TRANSFER WITH PHASE CHANGE

BOILING: Pool boiling – regimes- calculations on nucleate boiling, critical heat flux and film boiling.

CONDENSATION: Film wise and drop wise condensation –Nusselt’s theory of condensation on a vertical plate
- film condensation on vertical and horizontal cylinders using empirical correlations.

HEAT EXCHANGERS:

Classification of heat exchangers – overall heat transfer coefficient and fouling factor – concepts of LMTD and NTU methods – Problems.

UNIT VI

RADIATION HEAT TRANSFER:

Emission characteristics and laws of black-body radiation – Irradiation – total and monochromatic quantities – laws of Planck, Wien, Kirchoff, Lambert, Stefan and Boltzmann– heat exchange between two black bodies – concepts of shape factor – Emissivity – heat exchange between grey bodies – radiation shields – electrical analogy for radiation networks.

Text Books:

1. Heat Transfer /JP HOLMAN/TMH
2. Heat Transfer /P.K.Nag/ TMH
3. Principles of Heat Transfer /Frank Kreith, RM Manglik & MS Bohn/Cengage learning publishers

References:

1. Heat and Mass Transfer /Arora and Domkundwar/Dhanpatrai & sons
2. Fundamentals of Engg. Heat and Mass Transfer / R.C.Sachdeva / New Age International
3. Heat and Mass Transfer /Cengel/McGraw Hill.
4. Heat and Mass Transfer /D.S.Kumar / S.K.Kataria & Sons
5. A Text book on Heat Transfer-4th Edition/ S.P Sukhatme/Universities Press

Course outcomes:

The student after undergoing this course is expected to know the principles of heat transfer and be able to apply to practical situations where in heat exchange takes place through various modes of heat transfer including phase change.

III Year - II Semester

L	T	P	C
4	0	0	3

ENTREPRENEURSHIP

(OPEN ELECTIVE)

COURSE OBJECTIVE:

To develop and strengthen entrepreneurial quality and motivation in students. To impart basic entrepreneurial skills and understandings to run a business efficiently and effectively.

UNIT I ENTREPRENEURIAL COMPETENCE

Entrepreneurship concept – Entrepreneurship as a Career – Entrepreneurial Personality - Characteristics of Successful, Entrepreneur – Knowledge and Skills of Entrepreneur.

UNIT II ENTREPRENEURIAL ENVIRONMENT

Business Environment - Role of Family and Society - Entrepreneurship Development Training and Other Support Organisational Services –

UNIT III INDUSTRIAL POLACIES

Central and State Government Industrial Policies and Regulations - International Business.

UNIT IV BUSINESS PLAN PREPARATION

Sources of Product for Business - Prefeasibility Study - Criteria for Selection of Product -

Ownership - Capital - Budgeting Project Profile Preparation - Matching Entrepreneur with the Project - Feasibility Report Preparation and Evaluation Criteria.

UNIT V LAUNCHING OF SMALL BUSINESS

Finance and Human Resource Mobilization Operations Planning - Market and Channel Selection - Growth Strategies - Product Launching – Incubation, Venture capital, IT startups.

UNIT VI MANAGEMENT OF SMALL BUSINESS

Monitoring and Evaluation of Business - Preventing Sickness and Rehabilitation of Business

Units- Effective Management of small Business.

COURSE OUTCOME:

Students will gain knowledge and skills needed to run a business.

Text Books:

1. Hisrich, Entrepreneurship, Tata McGraw Hill, New Delhi, 2001.
2. S.S.Khanka, Entrepreneurial Development, S.Chand and Company Limited, New Delhi, 2001.

References

1. Mathew Manimala, Entrepreneurship Theory at the Crossroads, Paradigms & Praxis, Biztrantra ,2nd Edition 2005
2. Prasanna Chandra, Projects – Planning, Analysis, Selection, Implementation and Reviews, Tata McGraw-Hill, 1996.
3. P.Saravanel, Entrepreneurial Development, Ess Pee kay Publishing House, Chennai -1997.
4. Arya Kumar. Entrepreneurship. Pearson. 2012
5. Donald F Kuratko, T.V Rao. Entrepreneurship: A South Asian perspective. Cengage Learning. 2012

DATA BASE MANAGEMENT SYSTEM

(OPEN ELECTIVE)

OBJECTIVES

- To learn the principles of systematically designing and using large scale Database Management Systems for various applications.

UNIT-I: An Overview of Database Management, Introduction- What is Database System- What is Database- Why Database- Data Independence- Relation Systems and Others- Summary,

Database system architecture, Introduction- The Three Levels of Architecture-The External Level- the Conceptual Level- the Internal Level- Mapping- the Database Administrator-The Database Management Systems- Client/Server Architecture.

UNIT-II:

The E/R Models, The Relational Model, Relational Calculus, Introduction to Database Design, Database Design and Er Diagrams-Entities Attributes, and Entity Sets-Relationship and Relationship Sets-Conceptual Design With the Er Models, The Relational Model Integrity Constraints Over Relations- Key Constraints –Foreign Key Constraints-General Constraints, Relational Algebra and Calculus, Relational Algebra- Selection and Projection- Set Operation, Renaming – Joins- Division- More Examples of Queries, Relational Calculus, Tuple Relational Calculus- Domain Relational Calculus

UNIT-III:

Queries, Constraints, Triggers, Overview, The Form of Basic SQL Query, Union, Intersect, and Except, Nested Queries, Aggregate Operators, Null Values, Complex Integrity Constraints in SQL, Triggers and Active Database.

UNIT-IV:

SCHEMA REFINEMENT (NORMALIZATION) : Purpose of Normalization or schema refinement, concept of functional dependency, normal forms based on functional dependency(1NF, 2NF and 3 NF), concept of surrogate key, Boyce-codd normal form(BCNF), Lossless join and dependency preserving decomposition, Fourth normal form(4NF).

UNIT-V:

Transaction Management and Concurrency Control:

Transaction, properties of transactions, transaction log, and transaction management with SQL using commit rollback and savepoint.

Concurrency control for lost updates, uncommitted data, inconsistent retrievals and the Scheduler. Concurrency control with locking methods : lock granularity, lock types, two phase locking for ensuring serializability, deadlocks, Concurrency control with time stamp ordering : Wait/Die and Wound/Wait Schemes, Database Recovery management : Transaction recovery.

UNIT-VI:

Overview of Storages and Indexing, Data on External Storage- File Organization and Indexing –Clustered Indexing – Primary and Secondary Indexes, Index Data Structures, Hash-Based Indexing – Tree-Based Indexing, Comparison of File Organization

OUTCOMES

- Describe a relational database and object-oriented database.
- Create, maintain and manipulate a relational database using SQL
- Describe ER model and normalization for database design.
- Examine issues in data storage and query processing and can formulate appropriate solutions.
- Understand the role and issues in management of data such as efficiency, privacy, security, ethical responsibility, and strategic advantage.
- Design and build database system for a given real world problem

TEXT BOOKS:

1. **Introduction to Database Systems, CJ Date, Pearson**
2. Data base Management Systems, Raghurama Krishnan, Johannes Gehrke, TATA McGraw Hill 3rd Edition
3. Database Systems - The Complete Book, H G Molina, J D Ullman, J Widom Pearson

REFERENCES BOOKS:

1. Data base Systems design, Implementation, and Management, Peter Rob & Carlos Coronel 7th Edition.
2. Fundamentals of Database Systems, Elmasri Navrate Pearson Education
3. Introduction to Database Systems, C.J.Date Pearson Education

WASTE WATER MANAGEMENT OPEN ELECTIVE

Learning Objectives:

- Outline planning and the design of waste water collection ,conveyance and treatment systems for a community/town/city
- Provide knowledge of characterization of waste water generated in a community
- Impart understanding of treatment of sewage and the need for its treatment
- Summarize the appurtenance in sewage systems and their necessity
- Teach planning and design of septic tank and imhoff tank and the disposal of the effluent from these low cost treatment systems
- Effluent disposal method and realize the importance of regulations in the disposal of effluents in rivers

UNIT-I:

Introduction to Sanitation-Systems of sanitation- relative merits and demerits - collection and conveyance of waste water - classification of sewerage systems-Estimation of sewage flow and storm water drainage-fluctuations-types of sewers- Hydraulics of sewers and storm drains-design of sewers- appurtenances in sewerage- cleaning and ventilation of sewers

UNIT-II:

Pumping of wastewater: Pumping stations-location- components- types of pumps and their suitability with regard to wastewaters.

House Plumbing: Systems of plumbing-sanitary fittings and other accessories-one pipe and two pipe systems- Design of building drainage

UNIT-III:

Sewage characteristics-Sampling and analysis of waste water-Physical, chemical and Biological examination-measurement of BOD & COD- BOD equations

Treatment of sewage: Primary treatment- Screens-grit chambers- grease traps- floatation-sedimentation-design of preliminary and primary treatment units.

UNIT-IV:

Secondary treatment: Aerobic and anaerobic treatment process -comparison.

Suspended growth process: Activated sludge process, principles, design and operational problems, modifications of Activated sludge processes, Oxidation ponds, Aerated Lagoons.

Attached Growth process: Trickling Filters-mechanism of impurities removal-classification-design -operation and maintenance problems. RBCs. Fluidized bed reactors

UNIT-V:

Miscellaneous Treatment Methods: Nitrification and Denitrification- Removal of phosphates- UASB- Membrane reactors- Integrated fixed film reactors. Anaerobic Processes: Septic Tanks, Imhoff tanks- working principles and Design-disposal of septic tank effluent-FAB Reactors

UNIT-VI:

Bio-solids (sludge) management: Characteristics- handling and treatment of sludge-thickening-anaerobic digestion of sludge

Disposal of sewage: Methods of disposal- disposal into water bodies- Oxygen sag Curve- Disposal into sea-disposal on land- sewage sickness

Outcomes:

By the end of successful completion of this course, the students will be able to:

- Plan and design the sewerage systems
- Characterization of sewage

- Select the appropriate appurtenances in the sewerage systems
- Select the suitable treatment flow for sewage treatment
- Identify the critical point of pollution in a river for a specific amount of pollutant disposal into the river

Text Book:

1. Waste water Engineering Treatment and Reuse by Metcalf & Eddy, Tata McGraw- Hill edition.
2. Elements of Environmental Engineering by K.N. Duggal, S.Chand & Company Ltd. New Delhi, 2012.
3. Environmental Engineering by Howard S.Peavy , Donald R. Rowe, Teorge George Tchobanoglus-Mc-Graw-Hill Book Company, New Delhi, 1985
4. Wastewater Treatment for pollution control and Reuuse, by soli.J Areivala, sham R Asolekar, Mc-GrawHill, New Delhi; 3rd Edition
5. Industrial water & wastewater management by KVSG MuraliKrishna

Reference Book:

1. Environmental Engineering-II: Sewage disposal and Air pollution Engineering , by Garg, S.K.,: Khanna publishers
2. Sewage treatment and disposal by Dr.P.N.Modi & Sethi.
3. Environmental Engineering, by Ruth F. Weiner and Robin Matthews- 4th Edition Elsevier, 2003
4. Environmental Engineering by D. Srinivasan, PHI Learning private Limited , New Delhi,2011.

COMPUTER GRAPHICS

(OPEN ELECTIVE)

Course objectives:

This course allows the students to:

1. Understand the fundamental concepts and theory of computer graphics
2. Understand modeling, and interactive control of 3D computer graphics applications
3. The underlying parametric surface concepts be understood
4. Learn multimedia authoring tools.

UNIT-I

INTRODUCTION: Application areas of computer graphics, overview of graphic system, video-display devices, raster-scan systems, random scan systems, graphics monitors and work stations and input devices.

UNIT-II

OUTPUT PRIMITIVES: Points and lines, line drawing algorithms, mid-point circle algorithm, Filled area primitives: scan-line polygon fill algorithm, boundary-fill and flood-fill algorithm.

2-D GEOMETRICAL TRANSFORMATIONS: Translation, scaling, rotation, reflection and shear transformation matrix representations and homogeneous co-ordinates, composite transformations, transformations between coordinates

UNIT -III

2-D VIEWING : The viewing pipe-line, viewing coordinate reference frame, window to view-port co-ordinate transformations, viewing function, Cohen-Sutherland and Cyrus-beck line clipping algorithms, Sutherland-Hodgeman polygon clipping algorithm

UNIT -IV

3-D OBJECT REPRESENTATION: spline representation, Hermite curve, Bezier curve and B-spline curve, Polygon surfaces, quadric surfaces, Solid modeling Scalars – wire frame, CSG, B-rep. Bezier and B-spline surfaces, Basic illumination models, shading algorithms

UNIT -V

3-D GEOMETRIC TRANSFORMATIONS: Translation, rotation, scaling, reflection and shear transformation and composite transformations. Visible surface detection methods: Classification, back-face detection, depth-buffer, scan-line, depth sorting

UNIT-VI

COMPUTER ANIMATION: Design of animation sequence, general computer animation functions, raster animation, computer animation language, key frame system, motion specification

Text Books:

1. Computer Graphics C version/ Donald Hearn and M. Pauline Baker/Pearson/PHI
2. Computer Graphics Principles & practice-second edition in C/ Foley, VanDam, Feiner and Hughes/Pearson Education

References:

1. Computer Graphics Second edition/ Zhigand xiang, Roy Plastock, Schaum's outlines/Tata Mc-Graw hill edition.
2. Procedural elements for Computer Graphics/David F Rogers/Tata Mc Graw hill, 2nd edition.
3. Principles of Interactive Computer Graphics/ Neuman and Sproul/TMH.
4. Computer Graphics/ Steven Harrington/TMH

Course outcomes:

Upon successful completion of the course, students will be able to:

1. Use the principles and commonly used paradigms and techniques of computer graphics
2. Write basic graphics application programs including animation
3. Design programs to display graphic images to given specifications

INDUSTRIAL ROBOTICS

(OPEN ELECTIVE)

Course Objectives:

1. To give students practice in applying their knowledge of mathematics, science, and Engineering and to expand this knowledge into the vast area of robotics.
2. The students will be exposed to the concepts of robot kinematics, Dynamics, Trajectory planning.
3. Mathematical approach to explain how the robotic arm motion can be described.
4. The students will understand the functioning of sensors and actuators.

UNIT-I

INTRODUCTION: Automation and Robotics, CAD/CAM and Robotics – An over view of Robotics – present and future applications – classification by coordinate system and control system.

UNIT – II

COMPONENTS OF THE INDUSTRIAL ROBOTICS: Function line diagram representation of robot arms, common types of arms. Components, Architecture, number of degrees of freedom – Requirements and challenges of end effectors, determination of the end effectors, comparison of Electric, Hydraulic and Pneumatic types of locomotion devices.

UNIT – III

MOTION ANALYSIS: Homogeneous transformations as applicable to rotation and translation – problems.

MANIPULATOR KINEMATICS: Specifications of matrices, D-H notation joint coordinates and world coordinates Forward and inverse kinematics – problems.

UNIT – IV

Differential transformation and manipulators, Jacobians – problems

Dynamics: Lagrange – Euler and Newton – Euler formulations – Problems.

UNIT V

General considerations in path description and generation. Trajectory planning and avoidance of obstacles, path planning, Skew motion, joint integrated motion –straight line motion – Robot programming, languages and software packages-description of paths with a robot programming language.

UNIT VI

ROBOT ACTUATORS AND FEED BACK COMPONENTS:

Actuators: Pneumatic, Hydraulic actuators, electric & stepper motors.

Feedback components: position sensors – potentiometers, resolvers, encoders – Velocity sensors.

ROBOT APPLICATIONS IN MANUFACTURING: Material Transfer - Material handling, loading and unloading- Processing - spot and continuous arc welding & spray painting - Assembly and Inspection.

Text Books:

1. Industrial Robotics / Groover M P / Pearson Edu.
2. Robotics and Control / Mittal R K & Nagrath I J / TMH.

References:

1. Robotics / Fu K S/ McGraw Hill.
2. Robotic Engineering / Richard D. Klafter, Prentice Hall
3. Robot Analysis and Control / H. Asada and J.J.E. Slotine / BSP Books Pvt.Ltd.
4. Introduction to Robotics / John J Craig / Pearson Edu.

Course outcomes:

Upon successful completion of this course you should be able to:

1. Identify various robot configuration and components,
2. Select appropriate actuators and sensors for a robot based on specific application
3. Carry out kinematic and dynamic analysis for simple serial kinematic chains
4. Perform trajectory planning for a manipulator by avoiding obstacles.

GREEN ENGINEERING SYSTEMS

(OPEN ELECTIVE)

Course Objective:

The course aims to highlight the significance of alternative sources of energy, green energy systems and processes and provides the theory and working principles of probable sources of renewable and green energy systems that are environmental friendly.

UNIT-I

INTRODUCTION:

SOLAR RADIATION: Role and potential of new and renewable sources, the solar energy option, Environmental impact of solar power, structure of the sun, the solar constant, sun-earth relationships, coordinate systems and coordinates of the sun, extraterrestrial and terrestrial solar radiation, solar radiation on tilted surface, instruments for measuring solar radiation and sun shine, solar radiation data, numerical problems. Photo voltaic energy conversion – types of PV cells, I-V characteristics

SOLAR ENERGY COLLECTION: Flat plate and concentrating collectors, classification of concentrating collectors, orientation and thermal analysis, advanced collectors.

UNIT – II

SOLAR ENERGY STORAGE AND APPLICATIONS: Different methods, sensible, latent heat and stratified storage, solar ponds, solar applications- solar heating/cooling technique, solar distillation and drying, solar cookers, central power tower concept and solar chimney.

WIND ENERGY: Sources and potentials, horizontal and vertical axis windmills, performance characteristics, betz criteria, types of winds, wind data measurement.

UNIT – III

BIO-MASS: Principles of bio-conversion, anaerobic/aerobic digestion, types of bio-gas digesters, gas yield, combustion characteristics of bio-gas, utilization for cooking, bio fuels, I.C. engine operation and economic aspects.

GEOTHERMAL ENERGY: Resources, types of wells, methods of harnessing the energy, potential in India.

OCEAN ENERGY: OTEC, Principles of utilization, setting of OTEC plants, thermodynamic cycles. Tidal and wave energy: Potential and conversion techniques, mini-hydel power plants, and their economics.

UNIT –IV

ENERGY EFFICIENT SYSTEMS:

(A) **ELECTRICAL SYSTEMS:** Energy efficient motors, energy efficient lighting and control, selection of luminaire, variable voltage variable frequency drives (adjustable speed drives), controls for HVAC (heating, ventilation and air conditioning), demand site management.

(B) **MECHANICAL SYSTEMS:** Fuel cells- principle, thermodynamic aspects, selection of fuels & working of various types of fuel cells, Environmental friendly and Energy efficient compressors and pumps.

UNIT-V

ENERGY EFFICIENT PROCESSES: Environmental impact of the current manufacturing practices and systems, benefits of green manufacturing systems, selection of recyclable and environment friendly materials in manufacturing, design and implementation of efficient and sustainable green production systems with examples like environmental friendly machining, vegetable based cutting fluids, alternate casting and joining techniques, zero waste manufacturing.

UNIT – VI

GREEN BUILDINGS: Definition, features and benefits. Sustainable site selection and planning of buildings for maximum comfort. Environmental friendly building materials like bamboo, timber, rammed earth, hollow blocks, lime & lime pozzolana cement, agro materials and industrial waste, Ferro cement and Ferro-concrete, alternate roofing systems, paints to reduce heat gain of the buildings. Energy management.

Text Books:

1. Solar Energy – Principles of Thermal Collection and Storage/Sukhatme S.P. and J.K.Nayak/ TMH
2. Non-Conventional Energy Resources/ Khan B.H/ Tata McGraw Hill, New Delhi, 2006
3. Green Manufacturing Processes and Systems, Edited / J. Paulo Davim/Springer 2013

References:

1. Alternative Building Materials and Technologies / K.S Jagadeesh, B.V Venkata Rama Reddy and K.S Nanjunda Rao/New age international
2. Principles of Solar Engineering / D.Yogi Goswami, Frank Krieth & John F Kreider / Taylor & Francis
3. Non-Conventional Energy / Ashok V Desai /New Age International (P) Ltd
4. Renewable Energy Technologies /Ramesh & Kumar /Narosa
5. Non conventional Energy Source/ G.D Roy/Standard Publishers
6. Renewable Energy Resources-2nd Edition/ J.Twidell and T. Weir/ BSP Books Pvt.Ltd
7. Fuel Cell Technology –Hand Book / Gregor Hoogers / BSP Books Pvt. Ltd.

Course outcome:

The student shall understand the principles and working of solar, wind, biomass, geo thermal, ocean energies and green energy systems and appreciate their significance in view of their importance in the current scenario and their potential future applications.

III Year - II Semester

L	T	P	C
0	0	3	2

HEAT TRANSFER LAB

Objectives:

The laboratory course is aimed to provide the practical exposure to the students with regard to the determination of amount of heat exchange in various modes of heat transfer including condensation & boiling for several geometries.

1. COP of VCR System with Capillary and thermal expansion valve.
2. Determination of overall heat transfer co-efficient of a composite slab
3. Determination of heat transfer rate through a lagged pipe.
4. Determination of heat transfer rate through a concentric sphere
5. Determination of thermal conductivity of a metal rod.
6. Determination of efficiency of a pin-fin
7. Determination of heat transfer coefficient in natural and forced convection
8. Determination of effectiveness of parallel and counter flow heat exchangers.
9. Determination of emissivity of a given surface.
10. Determination of Stefan Boltzman constant.
11. Determination of heat transfer rate in drop and film wise condensation.
12. Determination of critical heat flux.
13. Determination of Thermal conductivity of liquids and gases.
14. Investigation of Lambert's cosine law.

Outcomes:

The student should be able to evaluate the amount of heat exchange for plane, cylindrical & spherical geometries and should be able to compare the performance of extended surfaces and heat exchangers

METROLOGY & INSTRUMENTATION LAB

Course Objectives:

The Metrology and instrumentation Laboratory course is designed for measuring and gauging instruments for inspection of precision linear, geometric forms, angular and surface finish measurements. The student can learn the measurements with and calibration of instruments. They also understand the machine tool alignment test. Instrumentation lab introduces the students with the theory and methods for conducting experimental work in the laboratory and calibration of various instruments for measuring pressure, temperature, displacement, speed, vibration etc.

Note: The students have to conduct at least 8 experiments from each lab

METROLOGY LAB

1. Measurement of lengths, heights, diameters by vernier calipers, micrometers etc.
2. Measurement of bores by internal micrometers and dial bore indicators.
3. Use of gear tooth vernier caliper for tooth thickness inspection and flange micro meter for checking the chordal thickness of spur gear.
4. Machine tool alignment test on the lathe.
5. Machine tool alignment test on drilling machine.
6. Machine tool alignment test on milling machine.
7. Angle and taper measurements with bevel protractor, Sine bar, rollers and balls.
8. Use of spirit level in finding the straightness of a bed and flatness of a surface.
9. Thread inspection with two wire/ three wire method & tool makers microscope.
10. Surface roughness measurement with roughness measuring instrument.

INSTRUMENTATION LAB

1. Calibration of pressure gauge.
2. Calibration of transducer for temperature measurement.
3. Study and calibration of LVDT transducer for displacement measurement.
4. Calibration of strain gauge.
5. Calibration of thermocouple.
6. Calibration of capacitive transducer.
7. Study and calibration of photo and magnetic speed pickups.
8. Calibration of resistance temperature detector.
9. Study and calibration of a rotameter.
10. Study and use of a seismic pickup for the measurement of vibration amplitude of an engine bed at various loads.
11. Study and calibration of Mcleod gauge for low pressure.

Course outcomes:**Metrology Lab**

Student will become familiar with the different instruments that are available for linear, angular, roundness and roughness measurements they will be able to select and use the appropriate measuring instrument according to a specific requirement (in terms of accuracy, etc)

Instrumentation Lab:

Students will be able to select proper measuring instrument and know requirement of calibration, errors in measurement etc. They can perform accurate measurements.

III Year - II Semester

L	T	P	C
0	0	3	2

COMPUTATIONAL FLUID DYNAMICS LABORATORY

Course Pre-requisites:

- Basic courses of Fluid Mechanics, Heat transfer and Numerical methods are required as pre-requisites
- Knowledge of matrices, differentiation, integration and differential equations are expected

Course Objectives:

- Solving Problems of fluid mechanics and heat transfer by writing programs in C-language and MATLAB.
- Using ANSYS-FLUENT build a geometry, mesh that geometry, Perform CFD method on the mesh, perform the calculation, and post-process the results.
- Understanding the validation of the numerical result by comparison with known analytical results.
- Understanding the numerical result by invoking the physical principles of fluid mechanics and heat transfer.

PART-A

Writing Programs in C and MATLAB for the following:

1. Solution of Transcendental equations
2. Solution of Simultaneous algebraic equations
3. Numerical differentiation and Integration
4. Solution of Ordinary Differential Equation
5. Solution of a Tri-diagonal matrix using Thomas Algorithm.
6. Solution of Partial differential equations related to
 - i) Elliptical Partial differential equations
 - ii) Parabolic Partial differential equations
 - iii) Hyperbolic Partial differential equations
7. Solution of 1-D and 2-D heat conduction with (Finite Difference method)
 - i) Constant temperature boundary conditions
 - ii) Constant heat flux boundary conditions
 - iii) Convective boundary conditions
8. Solution of Incompressible Navier-Stokes equations (Finite difference and Finite Volume methods)
9. Solution of Inviscid incompressible fluid flows.(Finite difference and Finite Volume methods)

PART-B

Using ANSYS-FLUENT solve the following problems of heat transfer analysis

1. steady state conduction
2. Lumped heat transfer
3. Convective heat transfer – Internal flow (study both velocity and thermal boundary layers)
4. Convective heat transfer – External flow (study both velocity and thermal boundary layers)
5. Radiation heat transfer– Emissivity

III Year - II Semester

L	T	P	C
0	3	0	0

PROFESSIONAL ETHICS & HUMAN VALUES

Course Objectives:

**To give basic insights and inputs to the student to inculcate Human values to grow as a responsible human beings with proper personality.*

**Professional Ethics instills the student to maintain ethical conduct and discharge their professional duties.*

UNIT I: Human Values:

Morals, Values and Ethics – Integrity –Trustworthiness - Work Ethics – Service Learning – Civic Virtue – Respect for others – Living Peacefully – Caring – Sharing – Honesty –Courage – Value Time – Co-operation – Commitment – Empathy – Self-confidence – Spirituality- Character.

UNIT II: Principles for Harmony:

Truthfulness – Customs and Traditions -Value Education – Human Dignity – Human Rights – Fundamental Duties - Aspirations and Harmony (I, We & Nature) – Gender Bias - Emotional Intelligence – Salovey – Mayer Model – Emotional Competencies – Conscientiousness.

UNIT III: Engineering Ethics and Social Experimentation:

History of Ethics - Need of Engineering Ethics - Senses of Engineering Ethics- Profession and Professionalism – –Self Interest - Moral Autonomy – Utilitarianism – Virtue Theory - Uses of Ethical Theories - Deontology- Types of Inquiry –Kohlberg’s Theory - Gilligan’s Argument –Heinz’s Dilemma - Comparison with Standard Experiments — Learning from the Past –Engineers as Managers – Consultants and Leaders – Balanced Outlook on Law - Role of Codes – Codes and Experimental Nature of Engineering.

UNIT IV: Engineers’ Responsibilities towards Safety and Risk:

Concept of Safety - Safety and Risk – Types of Risks – Voluntary v/s Involuntary Risk – Consequences - Risk Assessment – Accountability – Liability - Reversible Effects - Threshold Levels of Risk - Delayed v/s Immediate Risk - Safety and the Engineer – Designing for Safety – Risk-Benefit Analysis-Accidents.

UNIT V: Engineers’ Duties and Rights:

Concept of Duty - Professional Duties – Collegiality - Techniques for Achieving Collegiality – Senses of Loyalty - Consensus and Controversy - Professional and Individual Rights –Confidential and Proprietary Information - Conflict of Interest-Ethical egoism - Collective Bargaining – Confidentiality - Gifts and Bribes - Problem solving-Occupational Crimes- Industrial Espionage- Price Fixing-Whistle Blowing.

UNIT VI: Global Issues:

Globalization and MNCs –Cross Culture Issues - Business Ethics – Media Ethics - Environmental Ethics – Endangering Lives - Bio Ethics - Computer Ethics - War Ethics – Research Ethics -Intellectual Property Rights.

- Related Cases Shall be dealt where ever necessary.

Outcome:

**It gives a comprehensive understanding of a variety issues that are encountered by every professional in discharging professional duties.*

**It provides the student the sensitivity and global outlook in the contemporary world to fulfill the professional obligations effectively.*

References:

1. Professional Ethics by R. Subramaniam – Oxford Publications, New Delhi.
2. Ethics in Engineering by Mike W. Martin and Roland Schinzinger - Tata McGraw-Hill – 2003.
3. Professional Ethics and Morals by Prof.A.R.Aryasri, DharanikotaSuyodhana - Maruthi Publications.
4. Engineering Ethics by Harris, Pritchard and Rabins, Cengage Learning, New Delhi.
5. Human Values & Professional Ethics by S. B. Gogate, Vikas Publishing House Pvt. Ltd., Noida.
6. Engineering Ethics & Human Values by M.Govindarajan, S.Natarajan and V.S.SenthilKumar-PHI Learning Pvt. Ltd – 2009.
7. Professional Ethics and Human Values by A. Alavudeen, R.Kalil Rahman and M. Jayakumaran – University Science Press.
8. Professional Ethics and Human Values by Prof.D.R.Kiran-Tata McGraw-Hill - 2013
9. Human Values And Professional Ethics by Jayashree Suresh and B. S. Raghavan, S.Chand Publications

IV Year - I Semester

L	T	P	C
4	0	0	3

MECHATRONICS

Course Objective

The main objective of this course is to introduce the integrative nature of Mechatronics. To describe the different components and devices of mechatronics systems.

UNIT-I

Mechatronics systems – elements & levels of mechatronics system, Mechatronics design process, system, measurement systems, control systems, microprocessor-based controllers, advantages and disadvantages of mechatronics systems. Sensors and transducers, types, displacement, position, proximity, velocity, motion, force, acceleration, torque, fluid pressure, liquid flow, liquid level, temperature and light sensors.

UNIT-II

Solid state electronic devices - PN junction diode, BJT, FET, DIAC, TRIAC and LEDs. Analog signal conditioning, operational amplifiers, noise reduction, filtering.

UNIT-III

Hydraulic and pneumatic actuating systems - Fluid systems, Hydraulic systems, and pneumatic systems, components, control valves, electro-pneumatic, hydro-pneumatic, electro-hydraulic servo systems. Mechanical actuating systems and electrical actuating systems – basic principles and elements.

UNIT-IV

Digital electronics and systems, digital logic control, micro processors and micro controllers, programming, process controllers, programmable logic controllers, PLCs versus computers, application of PLCs for control.

UNIT-V

System and interfacing and data acquisition – Data Acquisition Systems, Analog to Digital and Digital to Analog conversions; Digital Signal Processing – data flow in DSPs, block diagrams, typical layouts, Interfacing motor drives.

UNIT -VI

Dynamic models and analogies, System response. Process Controllers – Digital Controllers, Programmable Logic Controllers, Design of mechatronics systems & future trends.

Text Books:

1. MECHATRONICS Integrated Mechanical Electronics Systems/KP Ramachandran, GK Vijaya Raghavan & MS Balasundaram/WILEY India Edition

References:

- 1 Mechatronics /Smaili A, Mrad F/ Oxford Higher Education, Oxford University Press
- 2 Mechatronics Source Book / Newton C Braga/Thomson Publications,Chennai.
- 3 Mechatronics – N. Shanmugam / Anuradha Agencies Publishers.
- 4 Mechatronics System Design / Devdas shetty/Richard/Thomson.
- 5 Mechatronics/M.D.Singh/J.G.Joshi/PHI.
- 6 Mechatronics – Electronic Control Systems in Mechanical and Electrical Engg. 4th Edition / W. Bolton/ Pearson, 2012
- 7 Mechatronics – Principles and Application / Godfrey C. Onwubolu/Elsevier, Indian print

Course outcomes:

After completion of this course, the student shall be able to use the various mechatronics systems devices and components in the design of electro mechanical systems.

IV Year - I Semester

L	T	P	C
4	0	0	3

CAD/CAM

Course Objectives:

The general objectives of the course are to enable the students to

1. Understand the basic fundamentals of computer aided design and manufacturing.
2. To learn 2D & 3D transformations of the basic entities like line, circle, ellipse etc
3. To understand the different geometric modeling techniques like solid modeling, surface modeling, feature based modeling etc. and to visualize how the components look like before its manufacturing or fabrication
4. To learn the part programming, importance of group technology, computer aided process planning, computer aided quality control
5. To learn the overall configuration and elements of computer integrated manufacturing systems.

UNIT – I

Computers in industrial manufacturing, product cycle, CAD / CAM Hardware, basic structure, CPU, memory types, input devices, display devices, hard copy devices, storage devices.

COMPUTER GRAPHICS: Raster scan graphics coordinate system, database structure for graphics modeling, transformation of geometry, 3D transformations, mathematics of projections, clipping, hidden surface removal.

UNIT – II

GEOMETRIC MODELING: Requirements, geometric models, geometric construction models, curve representation methods, surface representation methods, modeling facilities desired.

DRAFTING AND MODELING SYSTEMS: Basic geometric commands, layers, display control commands, editing, dimensioning, solid modelling.

UNIT – III

PART PROGRAMMING FOR NC MACHINES: NC, NC modes, NC elements, CNC machine tools, structure of CNC machine tools, features of Machining center, turning center, CNC Part Programming: fundamentals, manual part programming methods, Computer Aided Part Programming. Direct Numerical Control, Adaptive Control.

UNIT – IV

GROUP TECHNOLOGY: Part family, coding and classification, production flow analysis, types and advantages. Computer aided processes planning – importance, types. FMS-Introduction, Equipment, Tool management systems, Layouts, FMS Control

UNIT – V

COMPUTER AIDED QUALITY CONTROL: Terminology used in quality control, use of computers in Quality control. Inspection methods- contact and noncontact types, computer aided testing, integration of CAQC with CAD/CAM.

UNIT – VI

COMPUTER INTEGRATED MANUFACTURING SYSTEMS: Types of manufacturing systems, machine tools and related equipment, material handling systems, material requirement planning, computer control systems, human labor in manufacturing systems, CIMS benefits.

Text Books:

1. CAD / CAM Principles and Applications/PN Rao / McGraw-Hill
2. Automation, Production systems & Computer integrated Manufacturing/ M.P. Groover/Pearson Education

References:

1. Mastering CAD / CAM / Ibrahim Zeid / McGraw-Hill
2. Principles of Computer Aided Design and Manufacturing / Farid Amirouche / Pearson
3. Computer Numerical Control Concepts and programming / Warren S Seames / Thomson learning, Inc
4. Product manufacturing and cost estimation using CAD/CAE/ Kuang Hua Chang/Elsevier Publishers

Course Outcome:

At the end of the course the students shall be able to:

1. Describe the mathematical basis in the technique of representation of geometric entities including points, lines, and parametric curves, surfaces and solid, and the technique of transformation of geometric entities using transformation matrix
2. Describe the use of GT and CAPP for the product development
3. Identify the various elements and their activities in the Computer Integrated Manufacturing Systems.

IV Year - I Semester

L	T	P	C
4	0	0	3

FINITE ELEMENT METHODS

Course Objectives:

1. To learn basic principles of finite element analysis procedure
2. To learn the theory and characteristics of finite elements that represent engineering structures
3. To learn and apply finite element solutions to structural, thermal, dynamic problem to develop the knowledge and skills needed to effectively evaluate finite element analyses performed by others
4. Learn to model complex geometry problems and solution techniques.

UNIT-I

Introduction to finite element method, stress and equilibrium, strain – displacement relations, stress – strain relations, plane stress and plane strain conditions, variational and weighted residual methods, concept of potential energy, one dimensional problems.

UNIT – II

Discretization of domain, element shapes, discretization procedures, assembly of stiffness matrix, band width, node numbering, mesh generation, interpolation functions, local and global coordinates, convergence requirements, treatment of boundary conditions.

UNIT – III

Analysis of Trusses: Finite element modelling, coordinates and shape functions, assembly of global stiffness matrix and load vector, finite element equations, treatment of boundary conditions, stress, strain and support reaction calculations. Analysis of Beams: Element stiffness matrix for Hermite beam element, derivation of load vector for concentrated and UDL, simple problems on beams.

UNIT – IV

Finite element modelling of two dimensional stress analysis with constant strain triangles and treatment of boundary conditions, formulation of axisymmetric problems.

UNIT-V

Higher order and isoparametric elements: One dimensional quadratic and cubic elements in natural coordinates, two dimensional four noded isoparametric elements and numerical integration.

UNIT – VI

Steady state heat transfer analysis : one dimensional analysis of a fin and two dimensional analysis of thin plate, analysis of a uniform shaft subjected to torsion. Dynamic Analysis: Formulation of finite element model, element consistent and lumped mass matrices, evaluation of eigen values and eigen vectors, free vibration analysis.

Text Books:

1. The Finite Element Methods in Engineering / SS Rao / Pergamon.

References:

1. Finite Element Method with applications in Engineering / YM Desai, Eldho & Shah /Pearson publishers
2. An introduction to Finite Element Method / JN Reddy / McGraw Hill
3. The Finite Element Method for Engineers – Kenneth H. Huebner, Donald L. Dewhirst, Douglas E. Smith and Ted G. Byrom / John Wiley & sons (ASIA) Pte Ltd.
4. Finite Element Analysis: Theory and Application with Ansys, Saeed Moaveniu, Pearson Education
5. Finite Element Methods / Chen
6. Finite Element Analysis: for students & Practicing Engineers / G.Lakshmi Narasaiah / BSP Books Pvt. Ltd.

Course outcomes:

Upon successful completion of this course you should be able to:

1. Understand the concepts behind variational methods and weighted residual methods in FEM
2. Identify the application and characteristics of FEA elements such as bars, beams, plane and isoparametric elements, and 3-D element .
3. Develop element characteristic equation procedure and generation of global stiffness equation will be applied.
4. Able to apply Suitable boundary conditions to a global structural equation, and reduce it to a solvable form.
5. Able to identify how the finite element method expands beyond the structural domain, for problems involving dynamics, heat transfer, and fluid flow.

IV Year - I Semester

L	T	P	C
4	0	0	3

POWER PLANT ENGINEERING

Course Objectives:

The course is aimed at providing knowledge of power generation through different prime movers viz steam, ICGT, Hydro, nuclear and hybrid systems along with their economics and environmental considerations.

UNIT – I

Introduction to the sources of energy – resources and development of power in india.

STEAM POWER PLANT: Plant layout, working of different circuits, fuel and handling equipments, types of coals, coal handling, choice of handling equipment, coal storage, ash handling systems. Combustion: properties of coal – overfeed and underfeed fuel beds, traveling grate stokers, spreader stokers, retort stokers, pulverized fuel burning system and its components, combustion needs and draught system, cyclone furnace, design and construction, dust collectors, cooling towers and heat rejection. corrosion and feed water treatment.

UNIT – II

INTERNAL COMBUSTION AND GAS TURBINE POWER PLANTS:

DIESEL POWER PLANT: Plant layout with auxiliaries – fuel supply system, air starting equipment, super charging.

GAS TURBINE PLANT: Introduction – classification - construction – layout with auxiliaries, combined cycle power plants and comparison.

UNIT – III

HYDRO ELECTRIC POWER PLANT: Water power – hydrological cycle / flow measurement – drainage area characteristics – hydrographs – storage and pondage – classification of dams and spill ways.

HYDRO PROJECTS AND PLANT: Classification – typical layouts – plant auxiliaries – plant operation pumped storage plants.

UNIT – IV

NUCLEAR POWER STATION: Nuclear fuel – breeding and fertile materials – nuclear reactor – reactor operation.

TYPES OF REACTORS: Pressurized water reactor, boiling water reactor, sodium-graphite reactor, fast breeder reactor, homogeneous reactor, gas cooled reactor, radiation hazards and shielding – radioactive waste disposal.

UNIT – V

COMBINED OPERATIONS OF DIFFERENT POWER PLANTS: Introduction, advantages of combined working, load division between power stations, storage type hydro-electric plant in combination with steam plant, run-of-river plant in combination with steam plant, pump storage plant in combination with steam or nuclear power plant, co-ordination of hydro-electric and gas turbine stations, co-ordination of hydro-electric and nuclear power stations, co-ordination of different types of power plants.

POWER PLANT INSTRUMENTATION AND CONTROL: Importance of measurement and instrumentation in power plant, measurement of water purity, gas analysis, O₂ and CO₂ measurements, measurement of smoke and dust, measurement of moisture in carbon dioxide circuit, nuclear measurements.

UNIT – VI

POWER PLANT ECONOMICS AND ENVIRONMENTAL CONSIDERATIONS: Capital cost, investment of fixed charges, operating costs, general arrangement of power distribution, load curves, load duration curve, definitions of connected load, maximum demand, demand factor, average load, load factor, diversity factor – related exercises. effluents from power plants and Impact on environment – pollutants and pollution standards – methods of pollution control.

Text Books:

1. A course in Power Plant Engineering /Arora and Domkundwar/Dhanpatrai & Co.
2. Power Plant Engineering /P.C.Sharma / S.K.Kataria Pub

References:

1. Power Plant Engineering: P.K.Nag/ II Edition /TMH.
2. Power station Engineering – ElWakil / McGrawHill.
3. An Introduction to Power Plant Technology / G.D. Rai/Khanna Publishers

Course outcomes:

After undergoing this course the student can understand various conventional methods of power generation and principle of operation and performance of respective prime movers along with their economics and their impact on environment.

IV Year - I Semester

L	T	P	C
4	0	0	3

COMPUTATIONAL FLUID DYNAMICS

(ELECTIVE – I)

Course Objectives:

The course aims at providing required numerical and software techniques for solving various engineering problems involving fluid flow.

UNIT-I

ELEMENTARY DETAILS IN NUMERICAL TECHNIQUES: Number system and errors, representation of integers, fractions, floating point arithmetic, loss of significance and error propagation, condition and instability, computational methods for error estimation, convergence of sequences.

UNIT – II

APPLIED NUMERICAL METHODS: Solution of a system of simultaneous linear algebraic equations, iterative schemes of matrix inversion, direct methods for matrix inversion, direct methods for banded matrices.

REVIEW OF EQUATIONS GOVERNING FLUID FLOW AND HEAT TRANSFER: Introduction, conservation of mass, Newton's second law of motion, expanded forms of Navier-Stokes equations, conservation of energy principle, special forms of the Navier-Stokes equations.

UNIT – III

Steady flow, dimensionless form of momentum and energy equations, Stokes equation, conservative body force fields, stream function - vorticity formulation.

Finite difference applications in heat conduction and convection – heat conduction, steady heat conduction in a rectangular geometry, transient heat conduction, finite difference application in convective heat transfer, closure.

UNIT – IV

Finite differences, discretization, consistency, stability, and fundamentals of fluid flow modelling: introduction, elementary finite difference quotients, implementation aspects of finite-difference equations, consistency, explicit and implicit methods.

UNIT – V

Introduction to first order wave equation, stability of hyperbolic and elliptic equations, fundamentals of fluid flow modelling, conservative property, the upwind scheme.

UNIT –VI

FINITE VOLUME METHOD: Approximation of surface integrals, volume integrals, interpolation and differentiation practices, upwind interpolation, linear interpolation and quadratic interpolation.

Text Books:

1. Numerical heat transfer and fluid flow / Suhas V. Patankar/Butter-worth Publishers
2. Computational fluid dynamics - Basics with applications /John. D. Anderson / Mc Graw Hill.

References:

1. Computational Fluid Flow and Heat Transfer/ Niyogi/Pearson Publications
2. Fundamentals of Computational Fluid Dynamics /Tapan K. Sengupta / Universities Press.
3. Computational fluid dynamics: An introduction, 3rd edition/John.F Wendt/Springer publishers

Course Outcomes:

After undergoing the course the student shall be able to apply various numerical tools like finite volume, finite difference etc for solving the different fluid flow heat transfer problems.

CONDITION MONITORING

(ELECTIVE – I)

Course Objectives:

- This course is designed to introduce the benefits and opportunities of health Monitoring and covers a range of techniques
- The students will be exposed to a range of techniques from Vibration based methods, Thermography, Oil conditions, Debris and ultrasonic monitoring
- Using overall vibration, vibration limit zones, broadband vibration bandwidth, alert levels, typical severity guidelines, recording overall vibration, using overall vibration for fault finding, trending overall vibration.
- Identifying Resonance, Hammer Test, Self Excitation, Exciter Testing. Reducing Resonance - Effects of Frequency, Stiffness, Mass, Damping, Isolation

UNIT-I

BASICS OF VIBRATION: Basic motion: amplitudes, period, frequency, basic parameters: displacement, velocity, acceleration, units (including dB scales) and conversions, Mass, spring and damper concept, Introduction to SDOF and MDOF systems, Natural frequencies and resonance, Forced response.

UNIT-II

VIBRATION MEASUREMENTS AND ANALYSIS: Transducers and mounting methods, data acquisition using instrumentation recorders/data loggers, time domain signal analysis, orbit analysis, Filters, Frequency domain analysis (Narrow band FFT analysis), Nyquist criteria, Sampling, aliasing, windowing and averaging.

VIBRATION MEASUREMENT AND ANALYSIS: Use of phase; bode, polar and water fall plots, constant percentage band width analysis (1/3 and 1/1 Octave analysis), envelope detection /spike energy analysis, cepstral analysis, advances in analysis (PC based and portable instruments for vibration analysis).

UNIT-III

Fault Diagnosis, Interpreting vibration measurements for common machine faults , imbalance, misalignment, mechanical looseness, bearing and gearing faults, faults in induction motors, resonances, some case studies, static and dynamic balancing, international standards for vibration condition monitoring.

UNIT-IV

THERMOGRAPHY: The basics of infrared thermography, differences in equipment and specific wave length limitations, application of ir to: electrical inspection, mechanical inspection, energy conservation, how to take good thermal images, hands-on demonstrations focusing on proper camera settings and image interpretation, analysis of thermal images and report generation, study of thermo graphy applications

UNIT-V

OIL AND WEAR DEBRIS ANALYSIS: Basics of oil analysis, monitoring condition of oil, lubricant analysis, physio – chemical properties, moisture, tan tbn, wear debris analysis, particle counting, spectroscopy, uses & limitations, ferrography wear particle analysis, concept of ferrography, principle particle classification, size, shape, composition, concentration, analysis procedure, sampling & analytical ferrography equipments, severity rating.

UNIT-VI

ULTRASONIC MONITORING AND ANALYSIS: Ultrasonic monitoring (leak, crack and thickness) basics of ultrasonic monitoring , ultrasonic theory, test taking philosophy, ultrasonic theory, mathematics of ultrasound, equipment and transducers, inspection parameters and calibration, immersion theory, equipment quality control, flaw origins and inspection methods, UT Procedure familiarization, and study recommendations, application of ultrasound to: air leaks, steam trap testing, bearing lubrication, electrical inspection, case studies.

Text Books:

1. The Vibration Analysis Handbook/J I Taylor (1994)/Vibration consultants Incorporate Publishers
2. Machinery Vibration Condition Monitoring/Lynn/Butterworth(1989)

References:

1. Machinery Vibration: Measurement and Analysis/Victor Wowk/Mc GrawHill Professional
2. Mechanical fault diagnosis and condition monitoring/RA Collacott(1977) /Chapman and Hall
3. The Vibration Monitoring Handbook/Charles W Reeves/Coxmoor publishing company

Course outcomes:

- Gaining invaluable insights into the benefits of Condition Monitoring
- Understanding the reasons for selecting particular maintenance strategies
- Understanding effective methodologies for implementing Condition Monitoring Techniques
- Identifying the optimum maintenance strategy for different types of equipment
- Gaining practical approaches to minimize the risk of plant and machinery breakdowns
- Awareness of International Standards covering asset management

ADDITIVE MANUFACTURING

(ELECTIVE – I)

Course Objectives:

The course aims at the importance of Additive Manufacturing, classifications, models, specifications of various Additive Manufacturing Techniques. To learn the different tools, soft-wares required and the applications of Additive Manufacturing.

UNIT – I

INTRODUCTION: Prototyping fundamentals, historical development, fundamentals of rapid prototyping, advantages and limitations of rapid prototyping, commonly used terms, classification of RP process.

LIQUID-BASED RAPID PROTOTYPING SYSTEMS: Stereo lithography Apparatus (SLA): models and specifications, process, working principle, photopolymers, photo polymerization, layering technology, laser and laser scanning, applications, advantages and disadvantages, case studies. Solid Ground Curing (SGC): models and specifications, process, working principle, applications, advantages and disadvantages, case studies.

UNIT-II

SOLID-BASED RAPID PROTOTYPING SYSTEMS: Laminated object manufacturing (LOM) - models and specifications, process, working principle, applications, advantages and disadvantages, case studies. Fused deposition modelling (FDM) - models and specifications, process, working principle, applications, advantages and disadvantages, case studies.

UNIT – III

POWDER BASED RAPID PROTOTYPING SYSTEMS: Selective laser sintering (SLS): models and specifications, process, working principle, applications, advantages and disadvantages, case studies. three dimensional printing (3DP): models and specifications, process, working principle, applications, advantages and disadvantages, case studies.

UNIT-IV

RAPID TOOLING: Introduction to rapid tooling (RT), conventional tooling Vs RT, Need for RT. rapid tooling classification: indirect rapid tooling methods: spray metal deposition, RTV epoxy tools, Ceramic tools, investment casting, spin casting, die casting, sand casting, 3D Keltool process. Direct rapid tooling: direct AIM, LOM Tools, DTM Rapid Tool Process, EOS Direct Tool Process and Direct Metal Tooling using 3DP.

UNIT – V

RAPID PROTOTYPING DATA FORMATS: STL Format, STL File Problems, consequence of building valid and invalid tessellated models, STL file Repairs: Generic Solution, other Translators, Newly Proposed Formats.

RAPID PROTOTYPING SOFTWARE'S: Features of various RP software's like Magics, Mimics, Solid View, View Expert, 3 D View, Velocity 2, Rhino, STL View 3 Data Expert and 3 D doctor.

UNIT –VI

RP APPLICATIONS: Application in engineering, analysis and planning, aerospace industry, automotive industry, jewelry industry, coin industry, GIS application, arts and architecture. RP medical and bioengineering applications: planning and simulation of complex surgery, customized implants & prosthesis, design and production of medical devices, forensic science and anthropology, visualization of bimolecular.

Text Books:

1. Rapid prototyping: Principles and Applications /Chua C.K., Leong K.F. and LIM C.S/World Scientific publications

References:

1. Rapid Manufacturing / D.T. Pham and S.S. Dimov/Springer
2. Wohlers Report 2000 /Terry T Wohlers/Wohlers Associates
3. Rapid Prototyping & Manufacturing / Paul F.Jacobs/ASME Press
4. Rapid Prototyping / Chua & Liou

Course Outcomes:

The student shall be able to identify the use of Rapid Prototyping Techniques in the manufacturing of complex components that are otherwise very difficult to manufacture.

IV Year - I Semester

L	T	P	C
4	0	0	3

ADVANCED MATERIALS
(ELECTIVE – II)

Course Objectives

The objective for this course is to understand the mechanics of different materials. This understanding will include concepts such as anisotropic material behaviour, constituent properties and manufacturing processes of different composites. Suitability of smart and nano materials for engineering applications.

UNIT-I

INTRODUCTION TO COMPOSITE MATERIALS: Introduction, classification: polymer matrix composites, metal matrix composites, ceramic matrix composites, carbon-carbon composites, fiber-reinforced composites and nature-made composites, and applications .

REINFORCEMENTS: Fibres- glass, silica, kevlar, carbon, boron, silicon carbide, and boron carbide fibres.

UNIT-II

Polymer composites, thermoplastics, thermosetting plastics, manufacturing of PMC, MMC & CCC and their applications.

UNIT-III

MANUFACTURING METHODS: Autoclave, tape production, moulding methods, filament winding, hand layup, pultrusion, RTM.

UNIT-IV

MACROMECHANICAL ANALYSIS OF A LAMINA: Introduction, generalized Hooke's law, reduction of Hooke's law in three dimensions to two dimensions, relationship of compliance and stiffness matrix to engineering elastic constants of an orthotropic lamina, laminate-laminate code.

UNIT-V

FUNCTIONALLY GRADED MATERIALS: Types of functionally graded materials-classification-different systems-preparation-properties and applications of functionally graded materials.

SHAPE MEMORY ALLOYS: Introduction-shape memory effect-classification of shape memory alloys-composition-properties and applications of shape memory alloys.

UNIT-VI

NANO MATERIALS: Introduction-properties at nano scales-advantages & disadvantages-applications in comparison with bulk materials (nano – structure, wires, tubes, composites). state of art nano advanced- topic delivered by student.

Text Books:

1. Nano material /A.K. Bandyopadyay/New age Publishers
2. Material science and Technology: A comprehensive treatment/Robert W.Cahn,/VCH
3. Engineering Mechanics of Composite Materials / Isaac and M Daniel/Oxford University Press

References:

1. Mechanics of Composite Materials / R. M. Jones/ Mc Graw Hill Company, New York, 1975.
2. Analysis of Laminated Composite Structures / L. R. Calcote/Van Nostrand Rainfold,NY 1969
3. Analysis and performance of fibre Composites /B. D. Agarwal and L. J. Broutman /Wiley-Interscience, New York, 1980
4. Mechanics of Composite Materials - Second Edition (Mechanical Engineering) /Autar K.Kaw / CRC Press

DESIGN FOR MANUFACTURE (ELECTIVE – II)

Course Objectives:

1. Understand the design rules and considerations with reference to various manufacturing processes
2. To discuss capabilities and limitations of each manufacturing process in relation to part design and cost
3. To examine DFM principles including how the design affects manufacturing cost, lean manufacturing, six sigma, etc.

UNIT - I

Introduction: Design philosophy-steps in design process-general design rules for manufacturability-basic principles of designing for economical production-creativity in design. Design for the life cycle total product life of consumer goods-design considerations.

UNIT – II

Machining processes: Overview of various machining processes-general design rules for machining-dimensional tolerance and surface roughness-Design for machining – ease –redesigning of components for machining ease with suitable examples. General design recommendations for machined parts.

UNIT - III

Metal casting: Appraisal of various casting processes, selection of casting process,-general design considerations for casting-casting tolerance-use of solidification, simulation in casting design-product design rules for sand casting.

UNIT – IV

Metal joining: Appraisal of various welding processes, factors in design of weldments – general design guidelines-pre and post treatment of welds-effects of thermal stresses in weld joints-design of brazed joints. Forging: Design factors for forging – closed die forging design – parting lines of dies – drop forging die design – general design recommendations.

UNIT – V

Extrusion & Sheet metal work: Design guide lines extruded sections-design principles for punching, blanking, bending, deep drawing-Keeler Goodman forging line diagram – component design for blanking.

UNIT – VI

Plastics: Visco elastic and creep behavior in plastics-design guidelines for plastic components-design considerations for injection moulding – design guidelines for machining and joining of plastics.

Text Books:

1. Design for manufacture / John cobert / Adisson Wesley. 1995
2. Design for Manufacture / Boothroyd/CRC Press
3. Design for manufacture/ James Bralla/McGrawHill Edition

Reference:

1. ASM Hand book Vol.20

Course outcomes:

Upon completion of the course, the student will be able to:

1. Design components for machining
2. Simulate the casting design and choose the best casting process for a specific product.
3. Evaluate the effect of thermal stresses in weld joints
4. Design components for sheet metal work by understanding in depth the sheet metal processes and their formation mechanisms
5. Design plastic components for machining and joining and selecting a proper processes for different joining cases

GAS DYNAMICS AND JET PROPULSION

(ELECTIVE – II)

Course objectives:

The purpose of this course is to provide the student with the knowledge of basic principles of gas dynamics and its importance in jet propulsion applications.

UNIT-I

Introduction to gas dynamics: control volume and system approaches acoustic waves and sonic velocity - mach number - classification of fluid flow based on mach number - mach cone-compressibility factor - general features of one dimensional flow of a compressible fluid - continuity and momentum equations for a control volume.

UNIT-II

Isentropic flow of an ideal gas: basic equation - stagnation enthalpy, temperature, pressure and density-stagnation, acoustic speed - critical speed of sound- dimensionless velocity-governing equations for isentropic flow of a perfect gas - critical flow area - stream thrust and impulse function.

Steady one dimensional isentropic flow with area change-effect of area change on flow parameters- choking-convergent nozzle - performance of a nozzle under decreasing back pressure -De laval nozzle - optimum area ratio effect of back pressure - nozzle discharge coefficients - nozzle efficiencies.

UNIT- III

Simple frictional flow: adiabatic flow with friction in a constant area duct-governing equations - fanno line limiting conditions - effect of wall friction on flow properties in an Isothermal flow with friction in a constant area duct-governing equations - limiting conditions.

Steady one dimensional flow with heat transfer in constant area ducts- governing equations - Rayleigh line entropy change caused by heat transfer - conditions of maximum enthalpy and entropy.

UNIT-IV

Effect of heat transfer on flow parameters: Intersection of Fanno and Rayleigh lines. Shock waves in perfect gas-properties of flow across a normal shock - governing equations - Rankine Hugoniat equations - Prandtl's velocity relationship - converging diverging nozzle flow with shock thickness - shock strength.

UNIT- V

Propulsion: Air craft propulsion: - types of jet engines - energy flow through jet engines, thrust, thrust power and propulsive efficiency turbojet components-diffuser, compressor, combustion chamber, turbines, exhaust systems.

UNIT-VI

Performance of turbo propeller engines, ramjet and pulsejet, scramjet engines. Rocket propulsion - rocket engines, Basic theory of equations - thrust equation - effective jet velocity - specific impulse - rocket engine performance - solid and liquid propellant rockets - comparison of various propulsion systems.

Text Books:

1. Compressible fluid flow /A. H. Shapiro / Ronald Press Co., 1953
2. Fundamentals of compressible flow with aircraft and rocket propulsion/S. M. Yahya/New Age international Publishers
3. Fundamental of Gas dynamics-2nd edition/ M J Zucker/ Wiley publishers

References:

1. Elements of gas dynamics / HW Liepman & A Roshko/Wiley
2. Aircraft & Missile propulsion /MJ Zucrow/Wiley
3. Gas dynamics / M.J. Zucrow & Joe D.Holfman / Krieger Publishers

Course outcomes:

Up on successful completion of this course the student should be able to analyze the gas flow in different situations with and without friction, with and without heat transfer in particular jet propulsion and rocket engineering applications.

IV Year - I Semester

L	T	P	C
0	0	2	2

CAD/CAM LAB

Course Objectives:

1. To impart the fundamental knowledge on using various analytical tools like ANSYS, FLUENT, etc., for Engineering Simulation
 2. To know various fields of engineering where these tools can be effectively used to improve the output of a product.
 3. To impart knowledge on how these tools are used in Industries by solving some real time problems using these tools..
-
1. **DRAFTING:** Development of part drawings for various components in the form of orthographic and isometric representation of dimensioning and tolerances scanning and plotting. study of script, DXE and IGES files.
 2. **PART MODELING:** Generation of various 3D models through protrusion, revolve, shell sweep. creation of various features. study of parent child relation. feature based and boolean based modelling surface and assembly modelling. study of various standard translators. design simple components.
 3. a). Determination of deflection and stresses in 2D and 3D trusses and beams.
b). Determination of deflections component and principal and Von-mises stresses in plane stress, plane strain and Axisymmetric components.
c). Determination of stresses in 3D and shell structures (at least one example in each case)
d). Estimation of natural frequencies and mode shapes, Harmonic response of 2D beam.
e). Steady state heat transfer Analysis of plane and Axisymmetric components.
 4. a). Study of various post processors used in NC Machines.
b). Machining of simple components on NC lathe and Mill by transferring NC Code / from a CAM package. Through RS 232.
c) Practice on CNC Sinutrain Turning
d) Practice on CNC Sinutrain Milling
e) CNC programming for turned components using FANUC Controller
f) CNC programming for milled components using FANUC Controller
g) Automated CNC Tool path & G-Code generation using Pro/E/MasterCAM

Packages to be provided to cater to drafting, modeling & analysis from the following:

CATIA, Pro-E, I-DEAS, ANSYS, NISA, CAEFEM, Gibbs CAM, Master CAM etc.

Course outcomes:

Upon successful completion of this course student should be able to:

1. The student will be able to appreciate the utility of the tools like ANSYS or FLUENT in solving real time problems and day to day problems.
2. Use of these tools for any engineering and real time applications
3. Acquire knowledge on utilizing these tools for a better project in their curriculum as well as they will be prepared to handle industry problems with confidence when it matters to use these tools in their Employment

IV Year - I Semester

L	T	P	C
0	0	3	2

MECHATRONICS LAB

Course Outcomes: At the end of the course, the student will be able to:

- 1 Measure load, displacement and temperature using analogue and digital sensors.
- 2 Develop PLC programs for control of traffic lights, water level, lifts and conveyor belts.
- 3 Simulate and analyse PID controllers for a physical system using MATLAB.
- 4 Develop pneumatic and hydraulic circuits using Automaton studio.

List of Experiments

1. DYNA 1750 Transducers Kit :-
 - a. Characteristics of LVDT
 - b. Principle & Characteristics of Strain Gauge
 - c. Characteristics of Summing Amplifier
 - d. Characteristics of Reflective Opto Transducer
2. PLC PROGRAMMING
 - a. Ladder programming on Logic gates ,Timers & counters
 - b. Ladder Programming for digital & Analogy sensors
 - c. Ladder programming for Traffic Light control, Water level control and Lift control Modules
3. AUTOMATION STUDIO software
 - a. Introduction to Automation studio & its control
 - b. Draw & Simulate the Hydraulic circuit for series & parallel cylinders connection
 - c. Draw & Simulate Meter-in, Meter-out and hydraulic press and clamping.
4. MATLAB Programming
 - a. Sample programmes on Matlab
 - b. Simulation and analysis of PID controller using SIMULINK

IV Year - II Semester

L	T	P	C
4	0	0	3

PRODUCTION PLANNING AND CONTROL

Course objectives:

This subject provides students with

1. An understanding of the concepts of production and service systems;
2. The ability to apply principles and techniques in the design, planning and control of these systems to optimise/make best use of resources in achieving their objectives.
3. Identify different strategies employed in manufacturing and service industries to plan production and control inventory.
4. Measure the effectiveness, identify likely areas for improvement, develop and implement improved planning and control methods for production systems.

UNIT – I

Introduction: Definition – objectives and functions of production planning and control – elements of production control – types of production – organization of production planning and control department – internal organization of department.

UNIT – II

Forecasting – importance of forecasting – types of forecasting, their uses – general principles of forecasting – forecasting techniques – qualitative methods and quantitative methods.

UNIT – III

Inventory management – functions of inventories – relevant inventory costs – ABC analysis – VED analysis – EOQ model – Inventory control systems – P-Systems and Q-Systems Introduction to MRP I, MRP II, ERP, LOB (Line of Balance), JIT and KANBAN system.

UNIT – IV

Routing – definition – routing procedure – route sheets – bill of material – factors affecting routing procedure, schedule – definition – difference with loading

UNIT – V

Scheduling policies – techniques, standard scheduling methods.
Line Balancing, aggregate planning, chase planning, expediting, controlling aspects.

UNIT – VI

Dispatching – activities of dispatcher – dispatching procedure – follow up – definition – reason for existence of functions – types of follow up, applications of computer in production planning and control.

Text Books:

1. Elements of Production Planning and Control / Samuel Eilon/Universal Book Corp.
2. Manufacturing, Planning and Control/Partik Jonsson Stig-Arne Mattsson/TataMcGrawHill

References:

1. Inventory Control Theory and Practice / Martin K. Starr and David W. Miller/Prentice-Hall
2. Production Planning and Control/Mukhopadhyay/PHI.
3. Production Control A Quantitative Approach / John E. Biegel/Prentice-Hall
4. Production Control / Franklin G Moore & Ronald Jablonski/ Mc-GrawHill
5. Production and Operations Management/Shailendra Kale/McGraw Hill
6. Production and Operations Management/Ajay K Garg/McGraw Hill

IV Year - II Semester

L	T	P	C
4	0	0	3

UNCONVENTIONAL MACHINING PROCESSES

Course Objectives:

- The course aims in identifying the classification of unconventional machining processes.
- To understand the principle, mechanism of metal removal of various unconventional machining processes.
- To study the various process parameters and their effect on the component machined on various unconventional machining processes.
- To understand the applications of different processes.

UNIT – I

INTRODUCTION: Need for non-traditional machining methods-classification of modern machining processes – considerations in process selection, applications.

Ultrasonic machining – Elements of the process, mechanics of material removal, MRR process parameters, economic considerations, applications and limitations.

UNIT – II

ELECTRO – CHEMICAL MACHINING: Fundamentals of electro chemical machining, electrochemical grinding, electro chemical honing and deburring process, metal removal rate in ECM, Tool design, Surface finish and accuracy, economic aspects of ECM – Simple problems for estimation of metal removal rate, fundamentals of chemical, machining, advantages and applications.

UNIT - III

THERMAL METAL REMOVAL PROCESSES: General principle and applications of Electric Discharge Machining, Electric Discharge Grinding and wire EDM – Power circuits for EDM, Mechanics of metal removal in EDM, Process parameters, selection of tool electrode and dielectric fluids, surface finish and machining accuracy, characteristics of spark eroded surface

UNIT – VI

Electron Beam Machining, Laser Beam Machining - Basic principle and theory, mechanics of material removal, process parameters, efficiency & accuracy, applications

UNIT-V

Plasma Machining: Application of plasma for machining, metal removal mechanism, process parameters, accuracy and surface finish and other applications of plasma in manufacturing industries.

UNIT – VI

Abrasive jet machining, Water jet machining and abrasive water jet machining: Basic principles, equipments, process variables, mechanics of material removal, MRR, application and limitations, agnetic abrasive finishing, abrasive flow finishing, Electrostream drilling, shaped tube electrolytic machining.

Text Books:

1. Fundamentals of Machining Processes-Conventional and non – conventional processes/Hassan Abdel – Gawad El-Hafy/CRC Press-2016.

References:

1. Modern Machining Process / Pandey P.C. and Shah H.S./ TMH.
2. New Technology / Bhattacharya A/ the Institution of Engineers, India 1984.
3. Non Traditional Manufacturing Processes / Benedict /

Course outcomes:

After completion of course, the student shall understand the principle of working, mechanism of metal removal in the various unconventional machining process. The student is able to identify the process parameters, their effect and applications of different processes.

AUTOMOBILE ENGINEERING

Course Objectives:

The course imparts the principles of automobile systems and provides the salient features of safety, emission and service of automobiles.

UNIT – I

INTRODUCTION: Components of four wheeler automobile – chassis and body – power unit – power transmission – rear wheel drive, front wheel drive, 4 wheel drive – types of automobile engines, engine construction, turbo charging and super charging – engine lubrication, splash and pressure lubrication systems, oil filters, oil pumps – crank case ventilation – engine service, reborning, decarbonisation, Nitriding of crank shaft.

UNIT – II

TRANSMISSION SYSTEM: Clutches, principle, types, cone clutch, single plate clutch, multi plate clutch, magnetic and centrifugal clutches, fluid fly wheel – gear boxes, types, sliding mesh, construct mesh, synchro mesh gear boxes, epicyclic gear box, over drive torque converter. propeller shaft – Hotch – Kiss drive, Torque tube drive, universal joint, differential rear axles – types – wheels and tyres.

UNIT – III

STEERING SYSTEM: Steering geometry – camber, castor, king pin rake, combined angle toein, center point steering. types of steering mechanism – Ackerman steering mechanism, Davis steering mechanism, steering gears – types, steering linkages.

UNIT – IV

SUSPENSION SYSTEM: Objects of suspension systems – rigid axle suspension system, torsion bar, shock absorber, Independent suspension system.

BRAKING SYSTEM: Mechanical brake system, hydraulic brake system, master cylinder, wheel cylinder tandem master cylinder requirement of brake fluid, pneumatic and vacuum brakes.

ELECTRICAL SYSTEM: Charging circuit, generator, current – voltage regulator – starting system, bendix drive mechanism solenoid switch, lighting systems, horn, wiper, fuel gauge – oil pressure gauge, engine temperature indicator etc.

UNIT – V

ENGINE SPECIFICATION AND SAFETY SYSTEMS: Introduction- engine specifications with regard to power, speed, torque, no. of cylinders and arrangement, lubrication and cooling etc.

Safety: Introduction, safety systems - seat belt, air bags, bumper, anti lock brake system (ABS), wind shield, suspension sensors, traction control, mirrors, central locking and electric windows, speed control.

UNIT – VI

ENGINE EMISSION CONTROL: Introduction – types of pollutants, mechanism of formation, concentration measurement, methods of controlling-engine modification, exhaust gas treatment-thermal and catalytic converters-use of alternative fuels for emission control – National and International pollution standards

ENGINE SERVICE: Introduction, service details of engine cylinder head, valves and valve mechanism, piston-connecting rod assembly, cylinder block, crank shaft and main bearings, engine reassembly-precautions.

Text Books:

1. Automotive Mechanics – Vol. 1 & Vol. 2 / Kirpal Singh/standard publishers
2. Automobile Engineering / William Crouse/TMH Distributors
3. Automobile Engineering/P.S Gill/S.K. Kataria & Sons/New Delhi.

References:

1. Automotive Engines Theory and Servicing/James D. Halderman and Chase D. Mitchell Jr./ Pearson education inc.
2. Automotive Engineering / K Newton, W.Steeds & TK Garrett/SAE
3. Automotive Mechanics : Principles and Practices/ Joseph Heitner/Van Nostrand Reinhold
4. Automobile Engineering / C Srinivasan/McGrawHill

Course Outcomes:

The student after undergoing the course, shall visualize the layout of an automobile and its systems like transmission, steering, suspension, braking, safety etc and should know the vehicle troubleshooting.

THERMAL EQUIPMENT DESIGN**(ELECTIVE – III)****UNIT - I:**

Classification of heat exchangers: Introduction, Recuperation & Regeneration – Tubular heat exchangers: double pipe, shell & tube heat exchanger, Plate heat exchangers, Gasketed plate heat exchanger, spiral plate heat exchanger, Lamella heat exchanger, extended surface heat exchanger, Plate fin, and Tubular fin.

UNIT - II:

Basic Design Methods of Heat Exchanger: Introduction, Basic equations in design, Overall heat transfer coefficient – LMTD method for heat exchanger analysis – parallel flow, counter flow, multipass, cross flow heat exchanger design calculations.

Double Pipe Heat Exchanger: Film Coefficient for fluids in annulus, fouling factors, calorific temperature, average fluid temperature, the calculation of double pipe exchanger, Double pipe exchangers in series-parallel arrangements.

UNIT - III:

Shell & Tube Heat Exchangers: Tube layouts for exchangers, baffle Heat exchangers, calculation of shell and tube heat exchangers – shell side film coefficients, Shell side equivalent diameter, the true temperature difference in a 1-2 heat exchanger, influence of approach temperature on correction factor, shell side pressure drop, tube side pressure drop, Analysis of performance of 1-2 heat exchanger, and design calculation of shell & tube heat exchangers. Flow arrangements for increased heat recovery, the calculations of 2-4 exchangers.

UNIT - IV:

Condensation of single vapors: Calculation of a horizontal condenser, vertical condenser, De-super heater condenser, vertical condenser – sub-cooler, horizontal condenser – subcooler, vertical reflux type condenser, condensation of steam.

UNIT – V:

Vaporizers, Evaporators and Reboilers: Vaporizing processes, forced circulation vaporizing exchangers, natural circulation vaporizing exchangers, calculations of a reboiler.

Extended Surfaces: Longitudinal fins, weighted fin efficiency curve, calculation of a double pipe fin efficiency curve, calculation of a double pipe finned exchanger, calculation of a longitudinal fin shell and tube exchanger.

UNIT - VI:

Direct Contact Heat Exchanger: Cooling towers, relation between wet bulb & dew point temperatures, the Lewis number, and classification of cooling towers, cooling tower internals and the roll of fill, Heat balance, heat transfer by simultaneous diffusion and convection. Analysis of cooling tower requirements, Design of cooling towers, Determination of the number of diffusion units, calculation of cooling tower performance.

Text Books:

1. Process Heat Transfer – D.Q. Kern, TMH.
2. Cooling Towers by J.D. Gurney
3. Heat Exchanger Design – A.P.Fraas and M.N. Ozisick. John Wiley & sons, New York.

NON - DESTRUCTIVE EVALUATION

(ELECTIVE – III)

Course Objectives

- The students are to be exposed to the concepts of various NDE techniques using radiography, ultrasonics, liquid penetrates, magnetic patches and Eddy currents
- They will learn basic principles of these methods and will be able to select a testing process
- They will understand the advantages and disadvantages of these techniques.

UNIT – I

Introduction to non-destructive testing: Radiographic test, Sources of X and Gamma Rays and their interaction with Matter, Radiographic equipment, Radiographic Techniques, Safety Aspects of Industrial Radiography

UNIT – II

Ultrasonic test: Principle of Wave Propagation, Reflection, Refraction, Diffraction, Mode Conversion and Attenuation, Sound Field, Piezo-electric Effect , Ultrasonic Transducers and their Characteristics, Ultrasonic Equipment and Variables Affecting Ultrasonic Test, Ultrasonic Testing, Interpretations and Guidelines for Acceptance, Rejection - Effectiveness and Limitations of Ultrasonic Testing.

UNIT – III

Liquid Penetrant Test: Liquid Penetrant Test, Basic Concepts, Liquid Penetrant System, Test Procedure, Effectiveness and Limitations of Liquid Penetrant Testing,

Eddy Current Test: Principle of Eddy Current, Eddy Current Test System, Applications of Eddy Current Testing Effectiveness of Eddy Current Testing

UNIT – IV

Magnetic Particle Test: Magnetic Materials, Magnetization of Materials , Demagnetization of Materials, Principle of Magnetic Particle Test, Magnetic Particle Test Equipment, Magnetic Particle Test Procedure, Standardization and Calibration, Interpretation and Evaluation, Effective Applications and Limitations of the Magnetic Particle Test

UNIT – V

Infrared And Thermal Testing: Introduction and fundamentals to infrared and thermal testing–Heat transfer –Active and passive techniques –Lock in and pulse thermography–Contact and non contact thermal inspection methods–Heat sensitive paints –Heat sensitive papers –thermally quenched phosphors liquid crystals –techniques for applying liquid crystals –other temperature sensitive coatings –Inspection methods –Infrared radiation and infrared detectors–thermo mechanical behavior of materials–IR imaging in aerospace applications, electronic components, Honey comb and sandwich structures–Case studies.

UNIT – VI

Industrial Applications of NDE: Span of NDE Activities Railways, Nuclear, Non-nuclear and Chemical Industries, Aircraft and Aerospace Industries, Automotive Industries, Offshore Gas and Petroleum Projects, Coal Mining Industry, NDE of pressure vessels, castings, welded constructions

Text Books:

1. Non destructive test and evaluation of Materials/J Prasad, GCK Nair/TMH Publishers
2. Ultrasonic testing of materials/ H Krautkramer/Springer
3. Non destructive testing/Warren, J Mc Gonnagle / Godan and Breach Science publishers
4. Nondestructive evaluation of materials by infrared thermography / X. P. V. Maldague, Springer-Verlag, 1st edition, (1993)

References:

1. Ultrasonic inspection training for NDT/ E. A. Gingel/Prometheus Press,
2. ASTM Standards, Vol 3.01, Metals and alloys
3. Non-destructive, Hand Book – R. Hamchand

Course Outcomes

1. Comprehensive, theory based understanding of the techniques and methods of non destructive testing
2. Apply methods knowledge of non destructive testing to evaluate products of railways, automobiles, aircrafts, chemical industries etc.

QUALITY AND RELIABILITY ENGINEERING

(ELECTIVE – III)

Course objectives:

1. The aim of this course is to provide students with a basic understanding of the approaches and techniques to assess and improve process and/or product quality and reliability.
2. The objectives are to introduce the principles and techniques of Statistical Quality Control and their practical uses in product and/or process design and monitoring
3. To understand techniques of modern reliability engineering tools.

UNIT-I

Quality value and engineering – quality systems – quality engineering in product design and production process – system design – parameter design – tolerance design, quality costs – quality improvement.

UNIT-II

Statistical process control \bar{X} , R, p, c charts, other types of control charts, process capability, process capability analysis, process capability index. (SQC tables can be used in the examination)

UNIT-III

Acceptance sampling by variables and attributes, design of sampling plans, single, double, sequential and continuous sampling plans, design of various sampling plans.

UNIT-IV

Loss function, tolerance design – N type, L type, S type; determination of tolerance for these types. online quality control – variable characteristics, attribute characteristics, parameter design.

Quality function deployment – house of quality, QFD matrix, total quality management concepts. quality information systems, quality circles, introduction to ISO 9000 standards.

UNIT-V

Reliability – Evaluation of design by tests - Hazard Models, Linear, Releigh, Weibull. Failure Data Analysis, reliability prediction based on weibull distribution, Reliability improvement.

UNIT-VI

Complex system, reliability, reliability of series, parallel & standby systems & complex systems & reliability prediction and system effectiveness.

Maintainability, availability, economics of reliability engineering, replacement of items, maintenance costing and budgeting, reliability testing.

Text Books:

1. Quality Engineering in Production Systems / G Taguchi /McGraw Hill
2. Reliability Engineering/ E.Bala Guruswamy/Tata McGraw Hill,
3. Statistical Quality Control : A Modern Introduction/ Montgomery/Wiley

References:

1. Jurans Quality planning & Analysis/ Frank.M.Gryna Jr. / McGraw Hill.
2. Taguchi Techniques for Quality Engineering/ Philippos/ McGraw Hill,
3. Reliability Engineering / LS Srinath / Affiliated East West Pvt. Ltd.,
4. Statistical Process Control/ Eugene Grant, Richard Leavenworth / McGraw Hill.
5. Optimization & Variation Reduction in Quality / W.A. Taylor / Tata McGraw Hill
6. Quality and Performance Excellence/ James R Evans/ Cengage learning

IV Year - II Semester

L	T	P	C
0	3	0	2

SEMINAR

IV Year - II Semester

L	T	P	C
0	0	0	10

PROJECT


**ACADEMIC REGULATIONS
COURSE STRUCTURE
AND
DETAILED SYLLABUS**

**MECHANICAL
ENGINEERING**

For

B.Tech., FOUR YEAR DEGREE COURSE

(Applicable for the batches admitted from 2013-14)



**JAWAHARLAL NEHRU TECHNOLOGICAL
UNIVERSITY KAKINADA**
KAKINADA – 533003, ANDHRA PRADESH, INDIA.

Academic Regulations (R13) for B. Tech. (Regular)

Applicable for the students of B. Tech. (Regular) from the Academic Year 2013-14 onwards

1. Award of B. Tech. Degree

A student will be declared eligible for the award of B. Tech. Degree if he fulfils the following academic regulations :

1. A student shall be declared eligible for the award of the B. Tech Degree, if he pursues a course of study in not less than four and not more than eight academic years.
2. The candidate shall register for 180 credits and secure all the 180 credits.

2. Courses of study

The following courses of study are offered at present as specializations for the B. Tech. Courses :

S.No.	Branch
01	Electronics and Communication Engineering
02	Electrical and Electronics Engineering
03	Civil Engineering
04	Mechanical Engineering
05	Computer Science and Engineering
06	Petro Chemical Engineering
07	Information Technology
08	Chemical Engineering
09	Electronics and Instrumentation Engineering
10	Bio-Medical Engineering
11	Aeronautical Engineering
12	Automobile Engineering
13	Bio Technology
14	Electronics and Computer Engineering
15	Mining Engineering
16	Petroleum Engineering
17	Metallurgical Engineering
18	Agricultural Engineering

3. Distribution and Weightage of Marks

- (i) The performance of a student in each semester shall be evaluated subject – wise with a maximum of 100 marks for theory subject and 75 marks for practical subject. The project work shall be evaluated for 200 marks.
- (ii) For theory subjects the distribution shall be 30 marks for Internal Evaluation and 70 marks for the End - Examinations.
- (iii) For theory subjects, during the semester there shall be 2 tests. The weightage of Internal marks for 30 consists of Descriptive – 15, Assignment - 05 (Theory, Design, Analysis, Simulation, Algorithms, Drawing, etc. as the case may be) Objective -10 (Conducted at College level with 20 Multiple choice question with a weightage of ½ Mark each). The objective examination is for 20 minutes duration. The subjective examination is for 90 minutes duration conducted for 15 marks. Each subjective type test question paper shall contain **3 questions** and all questions need to be answered. The Objective examination conducted for 10 marks and subjective examination conducted for 15 marks are to be added to the assignment marks of 5 for finalizing internal marks for 30. The best of the two tests will be taken for internal marks. As the syllabus is framed for 6 units, the 1st mid examination (both Objective and Subjective) is conducted in 1-3 units and second test in 4-6 units of each subject in a semester.
- (iv) The end semester examination is conducted covering the topics of all Units for 70 marks. Part – A contains a mandatory question (Brainstorming / Thought provoking / case study) for 22 marks. Part – B has 6 questions (One from each Unit). The student has to answer 3 out of 6 questions in Part – B and carries a weightage of 16 marks each.
- (v) For practical subjects there shall be continuous evaluation during the semester for 25 internal marks and 50 end examination marks. The internal 25 marks shall be awarded as follows: day to day work - 10 marks, Record-5 marks and the remaining 10 marks to be awarded by conducting an internal laboratory test. The end examination shall be conducted by the teacher concerned and external examiner.
- (vi) For the subject having design and / or drawing, (such as Engineering Graphics, Engineering Drawing, Machine Drawing) and estimation, the distribution shall be 30 marks for internal evaluation (20 marks for day – to – day work, and 10 marks for internal tests) and 70 marks for end examination. There shall be two internal tests in a Semester and the better of the two shall be considered for the award of marks for internal tests.

- (vii) For the seminar, the student shall collect the information on a specialized topic and prepare a technical report, showing his understanding over the topic, and submit to the department, which shall be evaluated by the Departmental committee consisting of Head of the department, seminar supervisor and a senior faculty member. The seminar report shall be evaluated for 50 marks. There shall be no external examination for seminar.
- (viii) Out of a total of 200 marks for the project work, 60 marks shall be for Internal Evaluation and 140 marks for the End Semester Examination. The End Semester Examination (Viva – Voce) shall be conducted by the committee. The committee consists of an external examiner, Head of the Department and Supervisor of the Project. The evaluation of project work shall be conducted at the end of the IV year. The Internal Evaluation shall be on the basis of two seminars given by each student on the topic of his project and evaluated by an internal committee.
- (ix) Laboratory marks and the internal marks awarded by the College are not final. The marks are subject to scrutiny and scaling by the University wherever felt desirable. The internal and laboratory marks awarded by the College will be referred to a Committee. The Committee shall arrive at a scaling factor and the marks will be scaled as per the scaling factor. The recommendations of the Committee are final and binding. The laboratory records and internal test papers shall be preserved in the respective departments as per the University norms and shall be produced to the Committees of the University as and when they ask for.

4. Attendance Requirements

1. A student is eligible to write the University examinations if he acquires a minimum of 75% of attendance in aggregate of all the subjects.
2. Condonation of shortage of attendance in aggregate up to 10% (65% and above and below 75%) in each semester may be granted by the College Academic Committee
3. Shortage of Attendance below 65% in aggregate shall not be condoned.
4. A student who is short of attendance in semester may seek re-admission into that semester when offered within 4 weeks from the date of the commencement of class work.
5. Students whose shortage of attendance is not condoned in any semester are not eligible to write their end semester examination of that class.

6. A stipulated fee shall be payable towards condonation of shortage of attendance.
7. A student will be promoted to the next semester if he satisfies the (i) attendance requirement of the present semester and (ii) credits.
8. If any candidate fulfills the attendance requirement in the present semester, he shall not be eligible for readmission into the same class.

5. Minimum Academic Requirements

The following academic requirements have to be satisfied in addition to the attendance requirements mentioned in item no. 4.

- 5.1 A student is deemed to have satisfied the minimum academic requirements if he has **earned the credits allotted to each theory/practical design/drawing subject/project and secures not less than 35% of marks in the end semester exam, and minimum 40% of marks in the sum total of the internal marks and end semester examination marks.**
- 5.2 A student shall be promoted from first year to second year if he fulfills the minimum attendance requirement.
- 5.3 A student will be **promoted from II year to III year** if he fulfills the academic requirement of **40% of the credits up to II year I semester from all the examinations, whether or not the candidate takes the examinations and secures prescribed minimum attendance in II year II semester.**
- 5.4 A student shall be **promoted from III year to IV year** if he fulfills the academic requirements of **40% of the credits up to III year I semester from all the examinations, whether or not the candidate takes the examinations and secures prescribed minimum attendance in III year II semester.**
- 5.5 A student shall register and put up minimum attendance in all 180 credits and earn all 180 credits. **Marks obtained in all the 180 credits shall be considered for the calculation of percentage of marks.**

6. Course pattern

1. The entire course of study is for four academic years, all the years are on semester pattern.
2. A student eligible to appear for the end semester examination in a subject, but absent from it or has failed in the end semester examination, may write the exam in that subject when conducted next.

3. When a student is detained for lack of credits / shortage of attendance, he may be re-admitted into the same semester / year in which he has been detained. However, the academic regulations under which he was first admitted shall continue to be applicable to him.

7. **Award of Class**

After a student has satisfied the requirements prescribed for the completion of the program and is eligible for the award of B. Tech. Degree, he shall be placed in one of the following four classes:

Class Awarded	% of marks to be secured	From the aggregate marks secured from 180 Credits.
First Class with Distinction	70% and above	
First Class	Below 70 but not less than 60%	
Second Class	Below 60% but not less than 50%	
Pass Class	Below 50% but not less than 40%	

The marks obtained in internal evaluation and end semester examination shall be shown separately in the memorandum of marks.

8. **Minimum Instruction Days**

The minimum instruction days for each semester shall be 90 working days.

9. There shall be no branch transfers after the completion of the admission process.
10. There shall be no transfer from one college/stream to another within the Constituent Colleges and Units of Jawaharlal Nehru Technological University Kakinada.

11. **WITHHOLDING OF RESULTS**

If the student has not paid the dues, if any, to the university or if any case of indiscipline is pending against him, the result of the student will be withheld. His degree will be withheld in such cases.

12. **TRANSITORY REGULATIONS**

1. Discontinued or detained candidates are eligible for readmission as and when next offered.
2. In case of transferred students from other Universities, the credits shall be transferred to JNTUK as per the academic regulations and course structure of the JNTUK.

13. **General**

1. Wherever the words “he”, “him”, “his”, occur in the regulations, they include “she”, “her”, “hers”.
2. The academic regulation should be read as a whole for the purpose of any interpretation.
3. In case of any doubt or ambiguity in the interpretation of the above rules, the decision of the Vice-Chancellor is final.
4. The University may change or amend the academic regulations or syllabi at any time and the changes or amendments made shall be applicable to all the students with effect from the dates notified by the University.
5. The students seeking transfer to colleges affiliated to JNTUK from various other Universities/ Institutions have to pass the failed subjects which are equivalent to the subjects of JNTUK, and also pass the subjects of JNTUK on their own without the right to sessional marks which the candidates have not studied at the earlier Institution.

* * * *

Academic Regulations (R13) for B. Tech. (Lateral entry Scheme)

Applicable for the students admitted into II year B. Tech. from the Academic Year 2014-15 onwards

1 Award of B. Tech. Degree

A student will be declared eligible for the award of B. Tech. Degree if he fulfils the following academic regulations:

- 1.1 A student shall be declared eligible for the award of the B. Tech Degree, if he pursues a course of study in not less than three academic years and not more than six academic years.
- 1.2 The candidate shall register for 132 credits and secure all the 132 credits.

2. The attendance regulations of B. Tech. (Regular) shall be applicable to B.Tech.

3. Promotion Rule

A student shall be promoted from second year to third year if he fulfills the minimum attendance requirement.

A student shall be promoted from III year to IV year if he fulfils the academic requirements of 40% of the credits up to III year I semester from all the examinations, whether or not the candidate takes the examinations and secures prescribed minimum attendance in III year II semester.

4. Award of Class

After a student has satisfied the requirement prescribed for the completion of the program and is eligible for the award of B. Tech. Degree, he shall be placed in one of the following four classes:

Class Awarded	% of marks to be secured	From the aggregate marks secured from 132 Credits from II year to IV year.
First Class with Distinction	70% and above	
First Class	Below 70% but not less than 60%	
Second Class	Below 60% but not less than 50%	
Pass Class	Below 50% but not less than 40%	

The marks obtained in the internal evaluation and the end semester examination shall be shown separately in the marks memorandum.

5. All the other regulations as applicable to **B. Tech. 4-year degree course (Regular) will hold good for B. Tech. (Lateral Entry Scheme).**

MALPRACTICES RULES

Disciplinary Action for / Improper Conduct in Examinations

	Nature of Malpractices / Improper conduct	Punishment
	<i>If the candidate:</i>	
1. (a)	Possesses or keeps accessible in examination hall, any paper, note book, programmable calculators, Cell phones, pager, palm computers or any other form of material concerned with or related to the subject of the examination (theory or practical) in which he is appearing but has not made use of (material shall include any marks on the body of the candidate which can be used as an aid in the subject of the examination)	Expulsion from the examination hall and cancellation of the performance in that subject only.
(b)	Gives assistance or guidance or receives it from any other candidate orally or by any other body language methods or communicates through cell phones with any candidate or persons in or outside the exam hall in respect of any matter.	Expulsion from the examination hall and cancellation of the performance in that subject only of all the candidates involved. In case of an outsider, he will be handed over to the police and a case is registered against him.
2.	Has copied in the examination hall from any paper, book, programmable calculators, palm computers or any other form of material relevant to the subject of the examination (theory or practical) in which the candidate is appearing.	Expulsion from the examination hall and cancellation of the performance in that subject and all other subjects the candidate has already appeared including practical examinations and project work and shall not be permitted to appear for the remaining examinations of the subjects of that Semester/year. The Hall Ticket of the candidate is to be cancelled and sent to the University.
3.	Impersonates any other candidate in connection with the examination.	The candidate who has impersonated shall be expelled from examination hall. The candidate is also debarred and forfeits the seat. The performance of the original candidate who has been impersonated, shall be cancelled in all the subjects of the

		examination (including practicals and project work) already appeared and shall not be allowed to appear for examinations of the remaining subjects of that semester/year. The candidate is also debarred for two consecutive semesters from class work and all University examinations. The continuation of the course by the candidate is subject to the academic regulations in connection with forfeiture of seat. If the imposter is an outsider, he will be handed over to the police and a case is registered against him.
4.	Smuggles in the Answer book or additional sheet or takes out or arranges to send out the question paper during the examination or answer book or additional sheet, during or after the examination.	Expulsion from the examination hall and cancellation of performance in that subject and all the other subjects the candidate has already appeared including practical examinations and project work and shall not be permitted for the remaining examinations of the subjects of that semester/year. The candidate is also debarred for two consecutive semesters from class work and all University examinations. The continuation of the course by the candidate is subject to the academic regulations in connection with forfeiture of seat.
5.	Uses objectionable, abusive or offensive language in the answer paper or in letters to the examiners or writes to the examiner requesting him to award pass marks.	Cancellation of the performance in that subject.
6.	Refuses to obey the orders of the Chief Superintendent/Assistant – Superintendent / any officer on duty or misbehaves or creates disturbance of any kind in and around the examination hall or organizes a walk out or instigates others to walk out, or threatens the officer-in charge or any person on duty in or outside the	In case of students of the college, they shall be expelled from examination halls and cancellation of their performance in that subject and all other subjects the candidate(s) has (have) already appeared and shall not be permitted to appear for the remaining examinations of the subjects of that

	<p>examination hall of any injury to his person or to any of his relations whether by words, either spoken or written or by signs or by visible representation, assaults the officer-in-charge, or any person on duty in or outside the examination hall or any of his relations, or indulges in any other act of misconduct or mischief which result in damage to or destruction of property in the examination hall or any part of the College campus or engages in any other act which in the opinion of the officer on duty amounts to use of unfair means or misconduct or has the tendency to disrupt the orderly conduct of the examination.</p>	<p>semester/year. The candidates also are debarred and forfeit their seats. In case of outsiders, they will be handed over to the police and a police case is registered against them.</p>
7.	<p>Leaves the exam hall taking away answer script or intentionally tears of the script or any part thereof inside or outside the examination hall.</p>	<p>Expulsion from the examination hall and cancellation of performance in that subject and all the other subjects the candidate has already appeared including practical examinations and project work and shall not be permitted for the remaining examinations of the subjects of that semester/year. The candidate is also debarred for two consecutive semesters from class work and all University examinations. The continuation of the course by the candidate is subject to the academic regulations in connection with forfeiture of seat.</p>
8.	<p>Possess any lethal weapon or firearm in the examination hall.</p>	<p>Expulsion from the examination hall and cancellation of the performance in that subject and all other subjects the candidate has already appeared including practical examinations and project work and shall not be permitted for the remaining examinations of the subjects of that semester/year. The candidate is also debarred and forfeits the seat.</p>

9.	If student of the college, who is not a candidate for the particular examination or any person not connected with the college indulges in any malpractice or improper conduct mentioned in clause 6 to 8.	Student of the colleges expulsion from the examination hall and cancellation of the performance in that subject and all other subjects the candidate has already appeared including practical examinations and project work and shall not be permitted for the remaining examinations of the subjects of that semester/year. The candidate is also debarred and forfeits the seat. Person(s) who do not belong to the College will be handed over to police and, a police case will be registered against them.
10.	Comes in a drunken condition to the examination hall.	Expulsion from the examination hall and cancellation of the performance in that subject and all other subjects the candidate has already appeared including practical examinations and project work and shall not be permitted for the remaining examinations of the subjects of that semester/year.
11.	Copying detected on the basis of internal evidence, such as, during valuation or during special scrutiny.	Cancellation of the performance in that subject and all other subjects the candidate has appeared including practical examinations and project work of that semester/year examinations.
12.	If any malpractice is detected which is not covered in the above clauses 1 to 11 shall be reported to the University for further action to award suitable punishment.	

Malpractices identified by squad or special invigilators

1. Punishments to the candidates as per the above guidelines.
2. Punishment for institutions : (if the squad reports that the college is also involved in encouraging malpractices)
 - (i) A show cause notice shall be issued to the college.
 - (ii) Impose a suitable fine on the college.
 - (iii) Shifting the examination centre from the college to another college for a specific period of not less than one year.

* * * * *








**JAWAHARLAL NEHRU TECHNOLOGICAL
UNIVERSITY: KAKINADA**
KAKINADA-533003, Andhra Pradesh (India)
For Constituent Colleges and Affiliated Colleges of JNTUK

Ragging

Prohibition of ragging in educational institutions Act 26 of 1997

Salient Features

- ⇒ Ragging within or outside any educational institution is prohibited.
- ⇒ Ragging means doing an act which causes or is likely to cause Insult or Annoyance of Fear or Apprehension or Threat or Intimidation or outrage of modesty or Injury to a student

	Imprisonment upto		Fine Upto
Teasing, Embarrassing & Humiliation	 6 Months	+	Rs. 1,000/-
Assaulting or Using Criminal force or Criminal intimidation	 1 Year	+	Rs. 2,000/-
Wrongfully restraining or confining or causing hurt	 2 Years	+	Rs. 5,000/-
Causing grievous hurt, kidnapping or Abducts or rape or committing unnatural offence	 5 Years	+	Rs. 10,000/-
Causing death or abetting suicide	 10 Months	+	Rs. 50,000/-

In Case of Emergency CALL TOLL FREE No. : 1800 - 425 - 1288

LET US MAKE JNTUK A RAGGING FREE UNIVERSITY



JAWAHARLAL NEHRU TECHNOLOGICAL UNIVERSITY: KAKINADA

KAKINADA-533003, Andhra Pradesh (India)
For Constituent Colleges and Affiliated Colleges of JNTUK

Ragging

ABSOLUTELY NOT TO RAGGING

1. Ragging is prohibited as per Act 26 of A.P. Legislative Assembly, 1997.
2. Ragging entails heavy fines and/or imprisonment.
3. Ragging invokes suspension and dismissal from the College.
4. Outsiders are prohibited from entering the College and Hostel without permission.
5. Girl students must be in their hostel rooms by 7.00 p.m.
6. All the students must carry their Identity Cards and show them when demanded.
7. The Principal and the Wardens may visit the Hostels and inspect the rooms any time.



Jawaharlal Nehru Technological University Kakinada
For Constituent Colleges and Affiliated Colleges of JNTUK

In Case of Emergency CALL TOLL FREE No. : 1800 - 425 - 1288

LET US MAKE JNTUK A RAGGING FREE UNIVERSITY

COURSE STRUCTURE

I Year – I SEMESTER

S. No.	Subject	T	P	Credits
1	English – I	3+1	--	3
2	Mathematics - I	3+1	--	3
3	Engineering Chemistry	3+1	--	3
4	Engineering Mechanics	3+1	--	3
5	Computer Programming	3+1	--	3
6	Environmental Studies	3+1	--	3
7	Engineering Chemistry Laboratory	--	3	2
8	English - Communication Skills Lab - I	--	3	2
9	C Programming Lab	--	3	2
Total Credits				24

I Year – II SEMESTER

S. No.	Subject	T	P	Credits
1	English – II	3+1	--	3
2	Mathematics – II (Mathematical Methods)	3+1	--	3
3	Mathematics – III	3+1	--	3
4	Engineering Physics	3+1	--	3
5	Professional Ethics and Human Values	3+1	--	3
6	Engineering Drawing	3+1	--	3
7	English - Communication Skills Lab - II	--	3	2
8	Engineering Physics Lab	--	3	2
9	Engineering Physics – Virtual Labs - Assignments	--	2	--
10	Engg. Workshop & IT Workshop	--	3	2
Total Credits				24

II Year – I SEMESTER

S. No.	Subject	T	P	Credits
1	Metallurgy & Materials Science	3+1*	--	3
2	Mechanics of Solids	3+1*	--	3

3	Thermodynamics	3+1*	--	3
4	Managerial Economics & Financial Analysis	3+1*	--	3
5	Basic Electrical & Electronics Engineering	3+1*	--	3
6	Computer aided Engineering Drawing Practice	3+1*	--	3
7	Basic Electrical & Electronics Engg. Lab	--	3	2
8	Mechanics of Solids & Metallurgy lab	--	3	2
Total Credits				22

II Year – II SEMESTER

S. No.	Subject	T	P	Credits
1	Kinematics of Machinery	3+1*	--	3
2	Thermal Engineering -I	3+1*	--	3
3	Production Technology	3+1*	--	3
4	Fluid Mechanics & Hydraulic machinery	3+1*	--	3
5	Machine Drawing	3+1*	--	3
6	Fluid mechanics & Hydraulic machinery Lab	--	3	2
7	Production Technology Lab	--	3	2
8	Thermal Engineering Lab	--	3	2
Total Credits				21

III Year – I SEMESTER

S. No.	Subject	T	P	Credits
1	Dynamics of Machinery	3+1*		3
2	Metal Cutting & Machine Tools	3+1*		3
3	Design of Machine Members–I	3+1*		3
4	Instrumentation & Control Systems	3+1*		3
5	Thermal Engineering -II	3+1*		3
6	Metrology	3+1*		3
7	Metrology & Instrumentation Lab		3	2
8	Machine Tools Lab		3	2
9	IPR & Patents		3	2
Total Credits				24

III Year – II SEMESTER

S. No.	Subject	T	P	Credits
1	Operations Research	3+1*		3
2	Interactive Computer Graphics	3+1*		3
3	Design of Machine Members– II	3+1*		3
4	Robotics	3+1*		3
5	Heat Transfer	3+1*		3
6	Industrial Engineering Management	3+1*		3
7	Departmental Elective – I	3+1*		3
8	Heat Transfer Lab		3	2
Total Credits				23

IV Year – I SEMESTER

S. No.	Subject	T	P	Credits
1	Automobile Engineering	3+1*		3
2	CAD/CAM	3+1*		3
3	Finite Element Methods	3+1*		3
4	Unconventional Machining Processes	3+1*		3
5	Open Elective	3+1*		3
6	Departmental Elective – II	3+1*		3
7	Simulation Lab		3	2
8	Design/Fabrication Project		2	1
Total Credits				21

IV Year – II SEMESTER

S. No.	Subject	T	P	Credits
1	Production Planning and Control	3+1*		3
2	Green Engineering Systems	3+1*		3
3	Departmental Elective – III	3+1*		3
4	Departmental Elective – IV	3+1*		3
5	Project Work			9
Total Credits				21

OPEN ELECTIVE:

1. MEMS
2. Nanotechnology

Departmental Elective -I:

1. Refrigeration & Air-conditioning
2. Computational Fluid Dynamics
3. Condition Monitoring
4. Rapid Prototyping

Departmental Elective -II:

1. Material Characterization Techniques
2. Design for Manufacture
3. Automation in Manufacturing
4. Industrial Hydraulics & Pneumatics

Departmental Elective -III:

1. Experimental Stress Analysis
2. Mechatronics
3. Advanced Materials
4. Power Plant Engineering

Departmental Elective -IV:

1. Non Destructive Evaluation
2. Advanced Optimization Techniques
3. Gas Dynamics & Jet Propulsion
4. Quality and Reliability Engineering

SYLLABUS**I Year – I SEMESTER****T P C**
3+1 0 3**ENGLISH –I**
(Common to All Branches)**DETAILED TEXT-I English Essentials: Recommended Topics:****1. IN LONDON: M.K.GANDHI**

OBJECTIVE: To apprise the learner how Gandhi spent a period of three years in London as a student.

OUTCOME: The learner will understand how Gandhi grew in introspection and maturity.

2. THE KNOWLEDGE SOCIETY- APJ KALAM

OBJECTIVE: To make the learners rediscover India as a land of Knowledge.

OUTCOME: The learners will achieve a higher quality of life, strength and sovereignty of a developed nation.

3. THE SCIENTIFIC POINT OF VIEW- J.B.S. HALDANE

OBJECTIVE: This essay discusses how scientific point of view seeks to arrive at the truth without being biased by emotion.

OUTCOME: This develops in the student the scientific attitude to solve many problems which we find difficult to tackle.

4. PRINCIPLES OF GOOD WRITING:

OBJECTIVE: To inform the learners how to write clearly and logically.

OUTCOME: The learner will be able to think clearly and logically and write clearly and logically.

5. MAN’S PERIL

OBJECTIVE: To inform the learner that all men are in peril.

OUTCOME: The learner will understand that all men can come together and avert the peril.

6. THE DYING SUN—SIR JAMES JEANS

OBJECTIVE: This excerpt from the book “The Mysterious Universe” presents the mysterious nature of the Universe and the stars which present numerous problems to the scientific mind. Sir James Jeans uses a poetic approach to discuss the scientific phenomena.

OUTCOME: This provides the students to think about the scientific phenomena from a different angle and also exposes the readers to poetic expressions.

7. LUCK—MARK TWAIN

OBJECTIVE: This is a short story about a man's public image and his true nature. The theme of the story is that luck can be a factor of life, so that even if one is incompetent but lucky, one can still succeed.

OUTCOME: The story is humourous in that it contains a lot of irony. Thus this develops in the learner understand humourous texts and use of words for irony.

Text Book : 'English Essentials' by Ravindra Publications

NON-DETAILED TEXT:

(From Modern Trailblazers of Orient Blackswan)
(Common single Text book for two semesters)
(Semester I (1 to 4 lessons)/ Semester II (5 to 8 lessons))

1. G.D.Naidu

OBJECTIVE: To inspire the learners by G.D.Naidu's example of inventions and contributions.

OUTCOME: The learner will be in a position to emulate G.D.Naidu and take to practical applications.

2. G.R.Gopinath

OBJECTIVE: To inspire the learners by his example of inventions.

OUTCOME: Like G.R.Gopinath, the learners will be able to achieve much at a low cost and help the common man.

3. Sudhamurthy

OBJECTIVE: To inspire the learners by the unique interests and contributions of Sudha Murthy.

OUTCOME: The learner will take interest in multiple fields of knowledge and make life worthwhile through social service.

4. Vijay Bhatkar

OBJECTIVE: To inspire the learner by his work and studies in different fields of engineering and science.

OUTCOME: The learner will emulate him and produce memorable things.

Text Book : 'Trail Blazers' by Orient Black Swan Pvt. Ltd. Publishers

I Year – I SEMESTER

T	P	C
3+1	0	3

MATHEMATICS – I (DIFFERENTIAL EQUATIONS)
(Common to All Branches)

UNIT I: Differential equations of first order and first degree:

Linear-Bernoulli-Exact-Reducible to exact.

Applications : Newton's Law of cooling-Law of natural growth and decay-orthogonal trajectories.

Subject Category

ABET Learning Objectives a d e

ABET internal assessments 1 2 6

JNTUK External Evaluation A B E

UNIT II: Linear differential equations of higher order:

Non-homogeneous equations of higher order with constant coefficients with RHS term of the type e^{ax} , $\sin ax$, $\cos ax$, polynomials in x , $e^{ax} V(x)$, $xV(x)$.

Applications: LCR circuit, Simple Harmonic motion

Subject Category

ABET Learning Objectives a d e

ABET internal assessments 1 2 6

JNTUK External Evaluation A B E

UNIT III Laplace transforms:

Laplace transforms of standard functions-Shifting Theorems, Transforms of derivatives and integrals – Unit step function –Dirac's delta function- Inverse Laplace transforms– Convolution theorem (with out proof).

Application: Solutions of ordinary differential equations using Laplace transforms.

Subject Category

ABET Learning Objectives a e

ABET internal assessments 1 2 6

JNTUK External Evaluation A B E

UNIT IV Partial differentiation:

Introduction- Total derivative-Chain rule-Generalized Mean Value theorem for single variable (without proof)-Taylors and Mc Laurent's series for two variables– Functional dependence- Jacobian.

Applications: Maxima and Minima of functions of two variables with constraints and without constraints.

Subject Category

ABET Learning Objectives a c e

ABET internal assessments 1 2 6

JNTUK External Evaluation A B E

UNIT V First order Partial differential equations:

Formation of partial differential equations by elimination of arbitrary constants and arbitrary functions –solutions of first order linear (Lagrange) equation and nonlinear (standard type) equations

Subject Category

ABET Learning Objectives a e

ABET internal assessments 1 2 6

JNTUK External Evaluation A B E

UNIT VI Higher order Partial differential equations:

Solutions of Linear Partial differential equations with constant coefficients-Method of separation of Variables.

Applications: One- dimensional Wave, Heat equations - two-dimensional Laplace Equation.

Subject Category

ABET Learning Objectives a e

ABET internal assessments 1 2 6

JNTUK External Evaluation B E

Books:

1. **B.S.GREWAL**, Higher Engineering Mathematics, 42nd Edition, Khanna Publishers
2. **ERWIN KREYSZIG**, Advanced Engineering Mathematics, 9th Edition, Wiley-India
3. **GREENBERG**, Advanced Engineering Mathematics, 2nd edition, Pearson edn
4. **DEAN G. DUFFY**, Advanced engineering mathematics with MATLAB, CRC Press
5. **PETER O'NEIL**, advanced Engineering Mathematics, Cengage Learning.

Subject Category	ABET Learning Objectives	ABET Internal Assessments	JNTUK External Evaluation	Remarks
Theory Design Analysis Algorithms Drawing Others	a) Apply knowledge of math, science, & engineering b) Design & conduct experiments, analyze & interpret data c) Design a system/process to meet desired needs within economic, social, political, ethical, health/safety, manufacturability, & sustainability constraints d) Function on multidisciplinary teams e) Identify, formulate, & solve engineering problems f) Understand professional & ethical responsibilities g) Communicate effectively h) Understand impact of engineering solutions in global, economic, environmental, & societal context i) Recognize need for & be able to engage in lifelong learning j) Know contemporary issues k) Use techniques, skills, modern tools for engineering practices	1. Objective tests 2. Essay questions tests 3. Peer tutoring based 4. Simulation based 5. Design oriented 6. Problem based 7. Experiential (project based) 8. Lab work or field work based 9. Presentation based 10. Case Studies based 11. Role-play based 12. Portfolio based	A. Questions should have: B. Definitions, Principle of operation or philosophy of concept. C. Mathematical treatment, derivations, analysis, synthesis, numerical problems with inference. D. Design oriented problems E. Troubleshooting type of questions F. Applications related questions G. Brainstorming questions	

I Year – I SEMESTER**T P C**
3+1 0 3**ENGINEERING CHEMISTRY****UNIT-I: WATER TECHNOLOGY**

Hard Water – Estimation of hardness by EDTA method – Potable water- Sterilization and Disinfection – Boiler feed water – Boiler troubles – Priming and foaming , scale formation, corrosion, caustic embrittlement, turbine deposits – Softening of water – Lime soda, Zeolite processes – Reverse osmosis – Electro Dialysis, Ion exchange process.

Objectives : For prospective engineers knowledge about water used in industries (boilers etc.) and for drinking purposes is useful; hence chemistry of hard water, boiler troubles and modern methods of softening hard water is introduced.

UNIT-II : ELECTROCHEMISTRY

Concept of Ionic conductance – Ionic Mobilities – Applications of Kohlrausch law – Conductometric titrations – Galvanic cells – Electrode potentials – Nernst equation – Electrochemical series – Potentiometric titrations – Concentration cells – Ion selective electrode –Glass electrodes – Fluoride electrode; Batteries and Fuel cells.

Objectives : Knowledge of galvanic cells, electrode potentials, concentration cells is necessary for engineers to understand corrosion problem and its control ; also this knowledge helps in understanding modern bio-sensors, fuel cells and improve them.

UNIT-III : CORROSION

Causes and effects of corrosion – theories of corrosion (dry, chemical and electrochemical corrosion) – Factors affecting corrosion – Corrosion control methods – Cathodic protection –Sacrificial Anodic, Impressed current methods – Surface coatings – Methods of application on metals (Hot dipping, Galvanizing, tinning , Cladding, Electroplating, Electroless plating) – Organic surface coatings – Paints – Their constituents and their functions.

Objectives : the problems associated with corrosion are well known and the engineers must be aware of these problems and also how to counter them.

UNIT-IV : HIGH POLYMERS

Types of Polymerization – Stereo regular Polymers – Physical and Mechanical properties of polymers – Plastics – Thermoplastics and thermo setting plastics – Compounding and Fabrication of plastics – Preparation and

properties of Polyethylene, PVC and Bakelite – Elastomers – Rubber and Vulcanization – Synthetic rubbers – Styrene butadiene rubber – Thiokol – applications.

Objectives : Plastics are materials used very widely as engineering materials. An understanding of properties particularly physical and mechanical properties of polymers / plastics / elastomers helps in selecting suitable materials for different purposes.

UNIT-V : FUELS

Coal – Proximate and ultimate analysis – Numerical problems based on analysis – Calorific value – HCV and LCV – Problems based on calorific values; petroleum – Refining – Cracking – Petrol – Diesel knocking; Gaseous fuels – Natural gas – LPG, CNG – Combustion – Problems on air requirements.

Objectives : A board understanding of the more important fuels employed on a large scale is necessary for all engineer to understand energy – related problems and solve them.

UNIT-VI : CHEMISTRY OF ADVANCED MATERIALS

Nanomaterials (Preparation of carbon nanotubes and fullerenes – Properties of nanomaterials – Engineering applications) – Liquid crystals (Types – Application in LCD and Engineering Applications) – Fiber reinforced plastics – Biodegradable polymers – Conducting polymers – Solar cells (Solar heaters – Photo voltaic cells – Solar reflectors – Green house concepts – Green chemistry (Methods for green synthesis and Applications) – Cement – Hardening and setting – Deterioration of cement concrete

Objectives : With the knowledge available now, future engineers should know at least some of the advanced materials that are becoming available. Hence some of them are introduced here.

TEXT BOOKSS

1. Jain and Jain (Latest Edition), Engineering Chemistry, Dhanpat Rai Publishing company Ltd.
2. N.Y.S. Murthy, V. Anuradha, KRamaRao “A Text Book of Engineering Chemistry”, Maruthi Publications.
3. C.Parameswara Murthy, C.V.Agarwal, Adhra Naidu (2006) Text Book of Engineering Chemistry, B.S. Publications.
4. B.Sivasankar (2010), Engineering Chemistry, Mc Graw-Hill companies.

-
5. Ch.Venkata Ramana Reddy and Ramadevi (2013), Engineering Chemistry, Cengage Learning.

REFERENCES

1. S.S. Dara (2013) Text Book of Engineering Chemistry, S.Chand Technical Series.
2. K.Sesha Maheswaramma and Mridula Chugh (2013), Engineering Chemistry, Pearson Publications.
3. R.Gopalan, D.Venkatappayya, Sulochana Nagarajan (2011), Text Book of Engineering Chemistry, Vikas Publications.
4. B.Viswanathan and M.Aulice Scibioh (2009), Fuel Cells, Principals and applications, University Press.

I Year – I SEMESTER

T	P	C
3+1	0	3

ENGINEERING MECHANICS

Objectives:

The students completing this course are expected to understand the concepts of forces and its resolution in different planes, resultant of force system, Forces acting on a body, their free body diagrams using graphical methods. They are required to understand the concepts of centre of gravity and moments of inertia and their application, Analysis of frames and trusses, different types of motion, friction and application of work - energy method.

UNIT – I

Objectives: The students are to be exposed to the concepts of force and friction, direction and its application.

Introduction to Engg. Mechanics – Basic Concepts.

Systems of Forces : Coplanar Concurrent Forces – Components in Space – Resultant – Moment of Force and its Application – Couples and Resultant of Force Systems. Introduction, limiting friction and impending motion, coulomb's laws of dry friction, coefficient of friction, cone of friction

UNIT II

Objectives: The students are to be exposed to application of free body diagrams. Solution to problems using graphical methods and law of triangle of forces.

Equilibrium of Systems of Forces : Free Body Diagrams, Equations of Equilibrium of Coplanar Systems, Spatial Systems for concurrent forces. Lami's Theorem, Graphical method for the equilibrium of coplanar forces, Converse of the law of Triangle of forces, converse of the law of polygon of forces condition of equilibrium.

UNIT – III

Objectives : The students are to be exposed to concepts of centre of gravity.

Centroid : Centroids of simple figures (from basic principles) – Centroids of Composite Figures

Centre of Gravity : Centre of gravity of simple body (from basic principles), centre of gravity of composite bodies, Pappus theorem.

UNIT IV

Objective: The students are to be exposed to concepts of moment of inertia and polar moment of inertia including transfer methods and their applications.

Area moments of Inertia : Definition – Polar Moment of Inertia, Transfer Theorem, Moments of Inertia of Composite Figures, Products of Inertia, Transfer Formula for Product of Inertia. **Mass Moment of Inertia :** Moment of Inertia of Masses, Transfer Formula for Mass Moments of Inertia, mass moment of inertia of composite bodies.

UNIT – V

Objectives : The students are to be exposed to motion in straight line and in curvilinear paths, its velocity and acceleration computation and methods of representing plane motion.

Kinematics : Rectilinear and Curvelinear motions – Velocity and Acceleration – Motion of Rigid Body – Types and their Analysis in Planar Motion. **Kinetics :** Analysis as a Particle and Analysis as a Rigid Body in Translation – Central Force Motion – Equations of Plane Motion – Fixed Axis Rotation – Rolling Bodies.

UNIT – VI

Objectives: The students are to be exposed to concepts of work, energy and particle motion

Work – Energy Method : Equations for Translation, Work-Energy Applications to Particle Motion, Connected System-Fixed Axis Rotation and Plane Motion. Impulse momentum method.

TEXT BOOKS:

1. Engg. Mechanics - S.Timoshenko & D.H.Young., 4th Edn -, Mc Graw Hill publications.
2. Engineering Mechanics: Statics and Dynamics 3rd edition, Andrew Pytel and Jaan Kiusalaas; Cengage Learning publishers.

REFERENCES:

1. Engineering Mechanics statics and dynamics – R.C.Hibbeler, 11th Edn – Pearson Publ.
2. Engineering Mechanics, statics – J.L.Meriam, 6th Edn – Wiley India Pvt Ltd.
3. Engineering Mechanics, dynamics – J.L.Meriam, 6th Edn – Wiley India Pvt. Ltd.

4. Engineering Mechanics, statics and dynamics – I.H.Shames, – Pearson Publ.
5. Mechanics For Engineers, statics - F.P.Beer & E.R. Johnston – 5th Edn Mc Graw Hill Publ.
6. Mechanics For Engineers, dynamics - F.P.Beer & E.R.Johnston – 5th Edn Mc Graw Hill Publ.
7. Theory & Problems of engineering mechanics, statics & dynamics – E.W. Nelson, C.L.Best & W.G. McLean, 5th Edn – Schaum's outline series - Mc Graw Hill Publ.
8. Engineering Mechanics, Ferdinand. L. Singer, Harper – Collins.
9. Engineering Mechanics statics and dynamics, A Nelson, Mc Graw Hill publications.
10. Engineering Mechanics, Tayal. Umesh Publ.

I Year – I SEMESTER

T P C
3+1 0 3

COMPUTER PROGRAMMING

Objectives: Formulating algorithmic solutions to problems and implementing algorithms in C.

UNIT I:

Unit objective: Notion of Operation of a CPU, Notion of an algorithm and computational procedure, editing and executing programs in Linux

Introduction: Computer systems, Hardware and Software Concepts.

Problem Solving: Algorithm / Pseudo code, flowchart, program development steps, computer languages: machine, symbolic and highlevel languages, Creating and Running Programs: Writing, Editing(vi/emacs editor), Compiling (gcc), Linking and Executing in under Linux.

BASICS OF C: Structure of a C program, identifiers, basic data types and sizes. Constants, Variables, Arithmetic , relational and logical operators, increment and decrement operators, conditional operator, assignment operator, expressions, type conversions, Conditional Expressions, precedence and order of evaluation, Sample Programs.

UNIT II:

Unit objective: understanding branching, iteration and data representation using arrays

SELECTION – MAKING DECISION: TWO WAY SELECTION: if-else, null else, nested if, examples, Multi-way selection: switch, else-if, examples.

ITERATIVE: loops- while, do-while and for statements , break, continue, initialization and updating, event and counter controlled loops, Looping applications: Summation, powers, smallest and largest.

ARRAYS: Arrays- concepts, declaration, definition, accessing elements, storing elements, Strings and String Manipulations, 1-D arrays, 2-D arrays and character arrays, string manipulations, Multidimensional arrays, array applications: Matrix operations, checking the symmetricity of a Matrix.

STRINGS: concepts, c strings.

UNIT III:

Objective: Modular programming and recursive solution formulation

FUNCTIONS- MODULAR PROGRAMMING: functions, basics, parameter passing, storage classes extern, auto, register, static, scope rules, block structure, user defined functions, standard library functions, recursive

functions, Recursive solutions for fibonacci series, towers of Hanoi, header files, C Preprocessor, example c programs, Passing 1-D arrays, 2-D arrays to functions.

UNIT IV:

Objective: Understanding pointers and dynamic memory allocation

POINTERS: pointers- concepts, initialization of pointer variables, pointers and function arguments, passing by address- dangling memory, address arithmetic, character pointers and functions, pointers to pointers, pointers and multi-dimensional arrays, dynamic memory management functions, command line arguments.

UNIT V:

Objective: Understanding miscellaneous aspects of C

ENUMERATED, STRUCTURE AND UNION TYPES: Derived types- structures- declaration, definition and initialization of structures, accessing structures, nested structures, arrays of structures, structures and functions, pointers to structures, self referential structures, unions, typedef, bit-fields, program applications.

BIT-WISE OPERATORS: logical, shift, rotation, masks.

UNIT VI:

Objective: Comprehension of file operations

FILE HANDLING: Input and output- concept of a file, text files and binary files, Formatted I/O, File I/O operations, example programs.

Text Books:

1. Problem Solving and Program Design in C, Hanly, Koffman, 7th ed, PERSON.
2. Programming in C, Second Edition Pradip Dey and Manas Ghosh, OXFORD Higher Education.
3. Programming in C, A practical approach Ajay Mittal PEARSON
4. The C programming Language by Dennis Richie and Brian Kernighan
5. Programming in C, B. L. Juneja, Anith Seth, Cengage Learning.

Reference Books and web links:

1. C Programming, A Problem Solving Approach, Forouzan, Gilberg, Prasad, CENGAGE.
2. Programming with C, Bichkar, Universities Press
3. Programming in C, Reema Thareja, OXFORD
4. C by Example, Noel Kalicharan, Cambridge

I Year – I SEMESTER**T P C**
3+1 0 3**ENVIRONMENTAL STUDIES****Course Learning Objectives:**

The objectives of the course is to impart.

1. Overall understanding of the natural resources.
2. Basic understanding of the ecosystem and its diversity.
3. Acquaintance on various environmental challenges induced due to unplanned anthropogenic activities.
4. An understanding of the environmental impact of developmental activities.
5. Awareness on the social issues, environmental legislation and global treaties.

Course Outcomes:

The student should have knowledge on

1. The natural resources and their importance for the sustenance of the life and recognise the need to conserve the natural resources.
2. The concepts of the ecosystem and its function in the environment. The need for protecting the producers and consumers in various ecosystems and their role in the food web.
3. The biodiversity of India and the threats to biodiversity, and conservation practices to protect the biodiversity.
4. Various attributes of the pollution and their impacts and measures to reduce or control the pollution along with waste management practices.
5. Social issues both rural and urban environment and the possible means to combat the challenges.
6. The environmental legislations of India and the first global initiatives towards sustainable development.
7. About environmental assessment and the stages involved in EIA and the environmental audit.

Syllabus:**UNIT - I**

Multidisciplinary nature of Environmental Studies: Definition, Scope and Importance – Sustainability: Stockholm and Rio Summit–Global Environmental Challenges: Global warming and climate change, acid rains,

ozone layer depletion, population growth and explosion, effects. Role of information Technology in Environment and human health.

Ecosystems: Concept of an ecosystem. - Structure and function of an ecosystem. - Producers, consumers and decomposers. - Energy flow in the ecosystem - Ecological succession. - Food chains, food webs and ecological pyramids. - Introduction, types, characteristic features, structure and function of Forest ecosystem, Grassland ecosystem, Desert ecosystem, Aquatic ecosystems.

UNIT - II

Natural Resources: Natural resources and associated problems

Forest resources – Use and over – exploitation, deforestation – Timber extraction – Mining, dams and other effects on forest and tribal people.

Water resources – Use and over utilization of surface and ground water – Floods, drought, conflicts over water, dams – benefits and problems.

Mineral resources: Use and exploitation, environmental effects of extracting and using mineral resources.

Food resources: World food problems, changes caused by non-agriculture activities-effects of modern agriculture, fertilizer-pesticide problems, water logging, salinity.

Energy resources: Growing energy needs, renewable and non-renewable energy sources use of alternate energy sources.

Land resources: Land as a resource, land degradation, Wasteland reclamation, man induced landslides, soil erosion and desertification. Role of an individual in conservation of natural resources. Equitable use of resources for sustainable lifestyles.

UNIT - III

Biodiversity and its conservation: Definition: genetic, species and ecosystem diversity- classification - Value of biodiversity: consumptive use, productive use, social-Biodiversity at national and local levels. India as a mega-diversity nation - Hot-spots of biodiversity - Threats to biodiversity: habitat loss, man-wildlife conflicts. - Endangered and endemic species of India – Conservation of biodiversity: conservation of biodiversity.

UNIT - IV

Environmental Pollution: Definition, Cause, effects and control measures of Air pollution, Water pollution, Soil pollution, Noise pollution, Nuclear hazards. Role of an individual in prevention of pollution. - Pollution case studies.

Solid Waste Management: Sources, classification, effects and control measures of urban and industrial solid wastes. Consumerism and waste products.

UNIT - V

Social Issues and the Environment: Urban problems related to energy - Water conservation, rain water harvesting-Resettlement and rehabilitation of people; its problems and concerns. Environmental ethics: Issues and possible solutions. Environmental Protection Act -Air (Prevention and Control of Pollution) Act. -Water (Prevention and control of Pollution) Act -Wildlife Protection Act -Forest Conservation Act-Issues involved in enforcement of environmental legislation. -Public awareness.

UNIT - VI

Environmental Management: Impact Assessment and its significance various stages of EIA, preparation of EMP and EIS, Environmental audit. Ecotourism.

The student should submit a report individually on any issues related to Environmental Studies course and make a power point presentation.

Text Books:

1. Environmental Studies by R. Rajagopalan, 2nd Edition, 2011, Oxford University Press.
2. A Textbook of Environmental Studies by Shaashi Chawla, TMH, New Delhi
3. Environmental Studies by P.N. Palanisamy, P. Manikandan, A. Geetha, and K. Manjula Rani; Pearson Education, Chennai

Reference:

1. Text Book of Environmental Studies by Deeshita Dave & P. Udaya Bhaskar, Cengage Learning.
2. Environmental Studies by K.V.S.G. Murali Krishna, VGS Publishers, Vijayawada.
3. Environmental Studies by Benny Joseph, Tata McGraw Hill Co, New Delhi.
4. Environmental Studies by Piyush Malaviya, Pratibha Singh, Anoop singh: Acme Learning, New Delhi.

I Year – I SEMESTER**T P C**
0 3 2**ENGINEERING CHEMISTRY LABORATORY****List of Experiments**

1. Introduction to chemistry laboratory – Molarity, Normality, Primary, Secondary standard solutions, Volumetric titrations, Quantitative analysis, Quantitative analysis etc.,
2. Trial experiment – Estimation of HCl using standard Na_2CO_3 solutions
3. Estimation of KMnO_4 using standard Oxalic acid solution.
4. Estimation of Ferric iron using standard $\text{K}_2\text{Cr}_2\text{O}_7$ solution.
5. Estimation of Copper using standard $\text{K}_2\text{Cr}_2\text{O}_7$ solution.
6. Estimation of Total Hardness water using standard EDTA solution.
7. Estimation of Copper using standard EDTA solution.
8. Estimation of Copper using Colorimeter
9. Estimation of pH of the given sample solution using pH meter.
10. Conductometric Titrations between strong acid and strong base
11. Conductometric Titrations between strong acid and Weak base
12. Potentiometric Titrations between strong acid and strong base
13. Potentiometric Titrations between strong acid and Weak base
14. Estimation of Zinc using standard potassium ferrocyanide solution
15. Estimation of Vitamin – C

TEXT BOOKS

1. Dr. Jyotsna Cherukuis(2012)Laboratory Manual of Engineering Chemistry-II, VGS Techno Series.
2. Chemistry Practical Manual, Lorven Publications.
3. K. Mukkanti (2009) Practical Engineering Chemistry, B.S.Publication.

I Year – I SEMESTER

T P C
0 3 2

ENGLISH – COMMUNICATION SKILLS LAB – I

Suggested Lab Manuals:

OBJECTIVE: To impart to the learner the skills of grammar as well as communication through listening, speaking, reading, and writing including soft, that is life skills.

BASIC COMMUNICATION SKILLS

UNIT 1	A. Greeting and Introductions B. Pure Vowels
UNIT 2	A. Asking for information and Requests B. Diphthongs
UNIT 3	A. Invitations B. Consonants
UNIT 4	A. Commands and Instructions B. Accent and Rhythm
UNIT 5	A. Suggestions and Opinions B. Intonation

Text Book:

‘Strengthen your Communication Skills’ Part-A by Maruthi Publications

Reference Books:

1. INFOTECH English (Maruthi Publications).
2. Personality Development and Soft Skills (Oxford University Press, New Delhi).

I Year – I SEMESTER**T P C**
0 3 2**C PROGRAMMING LAB****Exercise 1**

- Write a C Program to calculate the area of triangle using the formula $\text{area} = (s(s-a)(s-b)(s-c))^{1/2}$ where $s = (a+b+c)/2$
- Write a C program to find the largest of three numbers using ternary operator.
- Write a C Program to swap two numbers without using a temporary variable.

Exercise 2

- 2's complement of a number is obtained by scanning it from right to left and complementing all the bits after the first appearance of a 1. Thus 2's complement of 11100 is 00100. Write a C program to find the 2's complement of a binary number.
- Write a C program to find the roots of a quadratic equation.
- Write a C program, which takes two integer operands and one operator from the user, performs the operation and then prints the result. (Consider the operators +, -, *, /, % and use Switch Statement).

Exercise 3

- Write a C program to find the sum of individual digits of a positive integer and find the reverse of the given number.
- A Fibonacci sequence is defined as follows: the first and second terms in the sequence are 0 and 1. Subsequent terms are found by adding the preceding two terms in the sequence. Write a C program to generate the first n terms of the
- Write a C program to generate all the prime numbers between 1 and n, where n is a value supplied by the user.

Exercise 4

- Write a C Program to print the multiplication table of a given number n up to a given value, where n is entered by the user.
- Write a C Program to enter a decimal number, and calculate and display the binary equivalent of that number.
- Write a C Program to check whether the given number is Armstrong number or not.

Exercise 5

- a) Write a C program to interchange the largest and smallest numbers in the array.
- b) Write a C program to implement a liner search.
- c) Write a C program to implement binary search

Exercise 6

- a) Write a C program to implement sorting of an array of elements .
- b) Write a C program to input two m x n matrices, check the compatibility and perform addition and multiplication of them

Exercise 7

Write a C program that uses functions to perform the following operations:

- i. To insert a sub-string in to given main string from a given position.
- ii. To delete n Characters from a given position in a given string.
- iii. To replace a character of string either from beginning or ending or at a specified location

Exercise 8

Write a C program that uses functions to perform the following operations using Structure:

- i) Reading a complex number
- ii) Writing a complex number
- iii) Addition of two complex numbers
- iv) Multiplication of two complex numbers

Exercise 9

Write C Programs for the following string operations without using the built in functions

- to concatenate two strings
- to append a string to another string
- to compare two strings

Exercise 10

Write C Programs for the following string operations without using the built in functions

- to find t he length of a string
- to find whether a given string is palindrome or not

Exercise 11

- a) Write a C functions to find both the largest and smallest number of an array of integers.
- b) Write C programs illustrating call by value and call by reference cncpts.

Exercise 12

Write C programs that use both recursive and non-recursive functions for the following

- i) To find the factorial of a given integer.
- ii) To find the GCD (greatest common divisor) of two given integers.
- iii) To find Fibonacci sequence

Exercise 13

- a) Write C Program to reverse a string using pointers
- b) Write a C Program to compare two arrays using pointers

Exercise 14

- a) Write a C program consisting of Pointer based function to exchange value of two integers using passing by address.
- b) Write a C program to swap two numbers using pointers

Exercise 15

Examples which explores the use of structures, union and other user defined variables

Exercise 16

- a) Write a C program which copies one file to another.
- b) Write a C program to count the number of characters and number of lines in a file.
- c) Write a C Program to merge two files into a third file. The names of the files must be entered using command line arguments.

I Year – II SEMESTER

T P C
3+1 0 3

ENGLISH –II
(Common to All Branches)

DETAILED TEXT-II : Sure Outcomes: English for Engineers and Technologists **Recommended Topics :**

1. TECHNOLOGY WITH A HUMAN FACE

OBJECTIVE: To make the learner understand how modern life has been shaped by technology.

OUTCOME: The proposed technology is people's technology. It serves the human person instead of making him the servant of machines.

2. CLIMATE CHANGE AND HUMAN STRATEGY

OBJECTIVE: To make the learner understand how the unequal heating of earth's surface by the Sun, an atmospheric circulation pattern is developed and maintained.

OUTCOME: The learner's understand that climate must be preserved.

3. EMERGING TECHNOLOGIES

OBJECTIVE: To introduce the technologies of the 20th century and 21st centuries to the learners.

OUTCOME: The learner will adopt the applications of modern technologies such as nanotechnology.

4. WATER- THE ELIXIR OF LIFE

OBJECTIVE: To inform the learner of the various advantages and characteristics of water.

OUTCOME: The learners will understand that water is the elixir of life.

5. THE SECRET OF WORK

OBJECTIVE:: In this lesson, Swami Vivekananda highlights the importance of work for any development.

OUTCOME: The students will learn to work hard with devotion and dedication.

6. WORK BRINGS SOLACE

OBJECTIVE: In this lesson Abdul Kalam highlights the advantage of work.

OUTCOME: The students will understand the advantages of work. They will overcome their personal problems and address themselves to national and other problems.

Text Book : 'Sure Outcomes' by Orient Black Swan Pvt. Ltd. Publishers

NON-DETAILED TEXT:

(From Modern Trailblazers of Orient Blackswan)
(Common single Text book for two semesters)
(Semester I (1 to 4 lessons)/ Semester II (5 to 8 lessons))

1. J.C. Bose

OBJECTIVE: To apprise of J.C.Bose's original contributions.

OUTCOME: The learner will be inspired by Bose's achievements so that he may start his own original work.

2. Homi Jehangir Bhaba

OBJECTIVE: To show Bhabha as the originator of nuclear experiments in India.

OUTCOME: The learner will be inspired by Bhabha's achievements so as to make his own experiments.

3. Vikram Sarabhai

OBJECTIVE: To inform the learner of the pioneering experiments conducted by Sarabhai in nuclear energy and relevance of space programmes.

OUTCOME: The learner will realize that development is impossible without scientific research.

4. A Shadow- R.K.Narayan

OBJECTIVE: To expose the reader to the pleasure of the humorous story

OUTCOME: The learner will be in a position to appreciate the art of writing a short story and try his hand at it.

Text Book : 'Trail Blazers' by Orient Black Swan Pvt. Ltd. Publishers

I Year – II SEMESTER

T	P	C
3+1	0	3

MATHEMATICS – II
(MATHEMATICAL METHODS)

(Common to All Branches)

UNIT I Solution of Algebraic and Transcendental Equations:

Introduction- Bisection Method – Method of False Position – Iteration Method – Newton-Raphson Method (One variable and Simultaneous Equations)

Subject Category

ABET Learning Objectives a e k

ABET internal assessments 1 2 4 6

JNTUK External Evaluation A B E

UNIT II Interpolation:

Introduction- Errors in Polynomial Interpolation – Finite differences- Forward Differences- Backward differences –Central differences – Symbolic relations and separation of symbols-Differences of a polynomial-Newton's formulae for interpolation – Interpolation with unevenly spaced points - Lagrange's Interpolation formula.

Subject Category

ABET Learning Objectives a e

ABET internal assessments 1 2 4 6

JNTUK External Evaluation A B E

UNIT III Numerical solution of Ordinary Differential equations:

Solution by Taylor's series-Picard's Method of successive Approximations-Euler's Method-Runge-Kutta Methods.

Subject Category

ABET Learning Objectives a e

ABET internal assessments 1 2 4 6

JNTUK External Evaluation A B E

UNIT IV Fourier Series:

Introduction- Determination of Fourier coefficients – even and odd functions –change of interval– Half-range sine and cosine series.

Application: Amplitude, spectrum of a periodic function

Subject Category

ABET Learning Objectives a e d
ABET internal assessments 1 2 6
JNTUK External Evaluation A B E

UNIT V Fourier Transforms:

Fourier integral theorem (only statement) – Fourier sine and cosine integrals -
sine and cosine transforms – properties – inverse transforms – Finite Fourier
transforms

Subject Category

ABET Learning Objectives a d e k
ABET internal assessments 1 2 6
JNTUK External Evaluation A B E

UNIT VI Z-transform:

Introduction– properties – Damping rule – Shifting rule – Initial and final
value theorems -Inverse z transform- -Convolution theorem – Solution of
difference equation by Z -transforms.

Subject Category

ABET Learning Objectives a b e k
ABET internal assessments 1 2 6
JNTUK External Evaluation A B E

BOOKS:

1. **B.S. GREWAL**, Higher Engineering Mathematics, 42nd Edition, Khanna Publishers.
2. **DEAN G. DUFFY**, Advanced Engineering Mathematics with MATLAB, CRC Press.
3. **V.RAVINDRANATH and P. VIJAYALAXMI**, Mathematical Methods, Himalaya Publishing House.
4. **ERWYN KREYSZIG**, Advanced Engineering Mathematics, 9th Edition, Wiley-India.

Subject Category	ABET Learning Objectives	ABET Internal Assessments	JNTUK External Evaluation	Remarks
Theory Design Analysis Algorithms Drawing Others	a) Apply knowledge of math, science, & engineering b) Design & conduct experiments, analyze & interpret data c) Design a system/process to meet desired needs within economic, social, political, ethical, health/safety, manufacturability, & sustainability constraints d) Function on multidisciplinary teams e) Identify, formulate, & solve engineering problems f) Understand professional & ethical responsibilities g) Communicate effectively h) Understand impact of engineering solutions in global, economic, environmental, & societal context i) Recognize need for & be able to engage in lifelong learning j) Know contemporary issues k) Use techniques, skills, modern tools for engineering practices	1. Objective tests 2. Essay questions tests 3. Peer tutoring based 4. Simulation based 5. Design oriented 6. Problem based 7. Experiential (project based) based 8. Lab work or field work based 9. Presentation based 10. Case Studies based 11. Role-play based 12. Portfolio based	A. Questions should have: B. Definitions, Principle of operation or philosophy of concept. C. Mathematical treatment, derivations, analysis, synthesis, numerical problems with inference. D. Design oriented problems E. Troubleshooting type of questions F. Applications related questions G. Brainstorming questions	

I Year – II SEMESTER

T	P	C
3+1	0	3

MATHEMATICS – III
(LINEAR ALGEBRA & VECTOR CALCULUS)
(Common to All Branches)

UNIT I Linear systems of equations:

Rank-Echelon form, Normal form – Solution of Linear Systems – Direct Methods- Gauss Elimination - Gauss Jordan and Gauss Seidal Methods.

Application: Finding the current in a electrical circuit.

Subject Category

ABET Learning Objectives a e k

ABET internal assessments 1 2 6 4

JNTUK External Evaluation A B E

UNIT II Eigen values - Eigen vectors and Quadratic forms:

Eigen values - Eigen vectors– Properties – Cayley-Hamilton Theorem - Inverse and powers of a matrix by using Cayley-Hamilton theorem- Quadratic forms- Reduction of quadratic form to canonical form – Rank - Positive, negative definite - semi definite - index – signature.

Application: Free vibration of a two-mass system.

Subject Category

ABET Learning Objectives a d e k

ABET internal assessments 1 2 4 6

JNTUK External Evaluation A B E

UNIT III Multiple integrals:

Review concepts of Curve tracing (Cartesian - Polar and Parametric curves)- Applications of Integration to Lengths, Volumes and Surface areas of revolution in Cartesian and Polar Coordinates.

Multiple integrals - double and triple integrals – change of variables – Change of order of Integration

Application: Moments of inertia

Subject Category

ABET Learning Objectives a e d

ABET internal assessments 1 2 6

JNTUK External Evaluation A B E

UNIT IV Special functions:

Beta and Gamma functions- Properties - Relation between Beta and Gamma functions- Evaluation of improper integrals.

Application: Evaluation of integrals

Subject Category

ABET Learning Objectives a e

ABET internal assessments 1 2 6

JNTUK External Evaluation A B E

UNIT V Vector Differentiation:

Gradient- Divergence- Curl - Laplacian and second order operators -Vector identities.

Application: Equation of continuity, potential surfaces

Subject Category

ABET Learning Objectives a e

ABET internal assessments 1 2 6

JNTUK External Evaluation A B E

UNIT VI Vector Integration:

Line integral – work done – Potential function – area- surface and volume integrals Vector integral theorems: Greens, Stokes and Gauss Divergence Theorems (Without proof) and related problems.

application: work done, Force

Subject Category

ABET Learning Objectives a e

ABET internal assessments 1 2 6

JNTUK External Evaluation A B E

BOOKS:

1. **GREENBERG**, Advanced Engineering Mathematics, 9th Edition, Wiley-India.
2. **B.V. RAMANA**, Higher Engineering Mathematics, Tata McGrawhill.
3. **ERWIN KREYSZIG**, Advanced Engineering Mathematics, 9th Edition, Wiley-India.
4. **PETER O'NEIL**, Advanced Engineering Mathematics, Cengage Learning.
5. **D.W. JORDAN AND T. SMITH**, Mathematical Techniques, Oxford University Press.

Subject Category	ABET Learning Objectives	ABET Internal Assessments	JNTUK External Evaluation	Remarks
Theory Design Analysis Algorithms Drawing Others	a) Apply knowledge of math, science, & engineering b) Design & conduct experiments, analyze & interpret data c) Design a system/process to meet desired needs within economic, social, political, ethical, health/safety, manufacturability, & sustainability constraints d) Function on multidisciplinary teams e) Identify, formulate, & solve engineering problems f) Understand professional & ethical responsibilities g) Communicate effectively h) Understand impact of engineering solutions in global, economic, environmental, & societal context i) Recognize need for & be able to engage in lifelong learning j) Know contemporary issues k) Use techniques, skills, modern tools for engineering practices	1. Objective tests 2. Essay questions tests 3. Peer tutoring based 4. Simulation based 5. Design oriented 6. Problem based 7. Experiential (project based) based 8. Lab work or field work based 9. Presentation based 10. Case Studies based 11. Role-play based 12. Portfolio based	A. Questions should have: B. Definitions, Principle of operation or philosophy of concept. C. Mathematical treatment, derivations, analysis, synthesis, numerical problems with inference. D. Design oriented problems E. Trouble shooting type of questions F. Applications related questions G. Brain storming questions	

I Year – II SEMESTER

T	P	C
3+1	0	3

ENGINEERING PHYSICS**UNIT-I****PHYSICAL OPTICS FOR INSTRUMENTS**

“Objective Designing an instrument and enhancing the resolution for its operation would be effective as achieved through study of applicational aspects of physical Optics”

INTERFACE : Introduction – Interference in thin films by reflection – Newton’s rings.

DIFFRACTION : Introduction – Fraunhofer diffraction - Fraunhofer diffraction at double slit (qualitative) – Diffraction grating – Grating spectrum – Resolving power of a grating – Rayleigh’s criterion for resolving power.

POLARIZATION : Introduction – Types of Polarization – Double refraction – Quarter wave plate and Half Wave plate.

UNIT-II**COHERENT OPTICS – COMMUNICATIONS AND STRUCTURE OF MATERIALS**

Objectives while lasers are trusted Non-linear coherent sources established for the fitness of instrumentation, establishing a structure property relationship for materials requires allotment of an equivalent footing in convening the physics knowledge base.

LASERS: Introduction – coherent sources – Characteristics of lasers – Spontaneous and Stimulated emission of radiation – Einstein’s coefficients – Population inversion – Three and Four level pumping schemes – Ruby laser – Helium Neon laser.

FIBER OPTICS : Introduction – Principle of Optical Fiber – Acceptance angle and acceptance cone – Numerical aperture.

CRYSTALLOGRAPHY : Introduction – Space lattice – Basis – Unit Cell – Lattice parameters – Bravais lattices – Crystal systems – Structures and packing fractions of SC, BCC and FCC

X-RAY DIFFRACTION TECHNIQUES : Directions and planes in crystals – Miller indices – Separation between successive [h k l] planes – Bragg’s law.

UNIT-III

MAGNETIC, ELECTRIC FIELD RESPONSE OF MATERIALS & SUPERCONDUCTIVITY

“Objective many of the Electrical or Electronic gadgets are designed basing on the response of naturally abundant and artificially made materials, while their response to E- or H- fields controls their performance.

MAGNETIC PROPERTIES : Magnetic permeability – Magnetization – Organ or magnetic moment – Classification of Magnetic materials – Dir, para, Ferro, anti ferro and ferri-magnetism – Hysteresis curve

DIELECTRIC PROPERTIES : Introduction – Dielectric constant – Electronic, ionic and orientational polarization – internal fields – Clausius – Mossotti equation – Dielectric loss, Breakdown and Strength.

SUPERCONDUCTIVITY : General properties – Meissner effect – Type I and Type II superconductors – BCS Theory Flux quantization London’s equations – Penetration depth – DC and AC Josephson effects – SQUIDS.

UNIT – IV

ACOUSTICS AND EM – FIELDS:

Objective: The utility and nuances of ever pervading SHM and its consequences would be the first hand-on to as it clearly conveyed through the detailed studies of Acoustics of Buildings, while vectorial concepts of EM fields paves the student to gear – up for a deeper understanding.

ACOUSTICS:__ Sound absorption, absorption coefficient and its measurements, Reverberations time – Sabine’s formula, Eyring’s formula.

ELECTRO-MAGNETIC FIELDS: Gauss and stokes theorems (qualitative) – Fundamental laws of electromagnetism – Maxwell’s Electromagnetic Equations (Calculus approach).

UNIT – V

QUANTUM MECHANICS FOR ELECTRONIC TRANSPORT

Objective: The discrepancy between classical estimates and laboratory observations of physical properties exhibited by materials would be lifted out through the understanding quantum picture of sub-atomic world dominated by electron and its presence.

QUANTUM MECHANICS: Introduction to matter waves – Schrodinger Time Independent and Time Dependent wave equations – Particle in a box.

FREE ELECTRON THEORY: Classical free electron theory – electrical conductivity – Mean free path – Relaxation time and drift velocity – Quantum free electron theory – Fermi – Dirac (analytical) and its dependence on temperature – Fermi energy – density of states – derivations for current density.

BAND THEORY OF SOLIDS: Bloch theorem (qualitative) – Kronig – Penney model – Origin of energy band formation in solids – Classification of materials into conductors, semi – conductors & insulators – Concepts of effective mass of electron - concept of hole.

UNIT – VI

SEMICONDUCTOR PHYSICS:

Objective: In the wake of ever increasing demand for the space and power the watch word “small is beautiful”, understanding the physics of electronic transport as underlying mechanism for appliances would provide a knowledge base.

Introduction – Intrinsic semiconductor and carrier concentration – Equation for conductivity – Extrinsic semiconductor and carrier concentration – Drift and diffusion – Einstein’s equation – Hall Effect – direct & indirect band gap semiconductors – Electronic transport Mechanism for LEDs, Photo conductors and solar cells.

TEXT BOOKS

1. Solid state Physics by A.J. Dekker (Mc Millan India Ltd.)
2. A text book of Engineering Physics by M.N. Avadhanulu & P.G. Kshirasagar (S. Chand publications)
3. Engineering Physics by M.R. Srinivasan (New Age international publishers)

REFERENCE BOOKS

1. ‘Introduction to solid state physics’ by Charles Kittel (Wiley India Pvt. Ltd).
2. ‘Applied Physics’ by T. Bhimasenakaram (BSP BH Publications).
3. ‘Applied Physics’ by M.Arumugam (Anuradha Agencies).
4. ‘Engineering Physics’ by Palanisamy (Scitech Publishers).
5. ‘Engineering Physics’ by D.K.Bhattacharya (Oxford University press).
6. ‘Engineering Physics’ by Mani Naidu S (Pearson Publications).
7. ‘Engineering Physics’ by Sanjay D Jain and Girish G Sahasrabudhe (University Press).
8. ‘Engineering Physics’ by B.K.Pandey & S. Chaturvedi (Cengage Learning).

I Year – II SEMESTER**T P C**
3+1 0 3**Professional Ethics and Human Values****UNIT I : Human Values:**

Morals, Values and Ethics – Integrity – Work Ethics – Service Learning – Civic Virtue – Respect for others – Living Peacefully – Caring – Sharing – Honesty – Courage – Value time – Co-operation – Commitment – Empathy – Self-confidence – Spirituality- Character.

UNIT II : Engineering Ethics:

The History of Ethics-Purposes for Engineering Ethics-Engineering Ethics-Consensus and Controversy –Professional and Professionalism –Professional Roles to be played by an Engineer –Self Interest, Customs and Religion-Uses of Ethical Theories-Professional Ethics-Types of Inquiry – Engineering and Ethics-Kohlberg’s Theory – Gilligan’s Argument –Heinz’s Dilemma.

UNIT III : Engineering as Social Experimentation:

Comparison with Standard Experiments – Knowledge gained – Conscientiousness – Relevant Information – Learning from the Past – Engineers as Managers, Consultants, and Leaders – Accountability – Role of Codes – Codes and Experimental Nature of Engineering.

UNIT IV : Engineers’ Responsibility for Safety and Risk:

Safety and Risk, Concept of Safety – Types of Risks – Voluntary v/s Involuntary Risk- Short term v/s Long term Consequences- Expected Probability- Reversible Effects- Threshold Levels for Risk- Delayed v/s Immediate Risk- Safety and the Engineer – Designing for Safety – Risk-Benefit Analysis-Accidents.

UNIT V : Engineers’ Responsibilities and Rights:

Collegiality-Techniques for Achieving Collegiality –Two Senses of Loyalty-obligations of Loyalty-misguided Loyalty – professionalism and Loyalty-Professional Rights –Professional Responsibilities – confidential and proprietary information-Conflict of Interest-solving conflict problems – Self-interest, Customs and Religion- Ethical egoism-Collective bargaining-Confidentiality-Acceptance of Bribes/Gifts-when is a Gift and a Bribe-examples of Gifts v/s Bribes-problem solving-interests in other companies-Occupational Crimes-industrial espionage-price fixing-endangering lives-

Whistle Blowing-types of whistle blowing-when should it be attempted-preventing whistle blowing.

UNIT VI : Global Issues:

Globalization- Cross-culture Issues-Environmental Ethics-Computer Ethics-computers as the instrument of Unethical behaviour-computers as the object of Unethical Acts-autonomous computers-computer codes of Ethics-Weapons Development-Ethics and Research-Analysing Ethical Problems in Research-Intellectual Property Rights.

Text Books:

1. “Engineering Ethics and Human Values” by M.Govindarajan, S.Natarajan and V.S.SenthilKumar-PHI Learning Pvt. Ltd-2009.
2. “Professional Ethics and Morals” by Prof.A.R.Aryasri, Dharanikota Suyodhana-Maruthi Publications.
3. “Professional Ethics and Human Values” by A.Alavudeen, R.Kalil Rahman and M.Jayakumaran- Laxmi Publications.
4. “Professional Ethics and Human Values” by Prof.D.R.Kiran
5. “Indian Culture, Values and Professional Ethics” by PSR Murthy-BS Publication.
6. “Ethics in Engineering” by Mike W. Martin and Roland Schinzinger – Tata McGraw-Hill – 2003.
7. “Engineering Ethics” by Harris, Pritchard and Rabins, CENGAGE Learning, India Edition, 2009.

I Year – II SEMESTER**T P C**
3+1 0 3**ENGINEERING DRAWING****Objective:**

Engineering drawing being the principle method of communication for engineers, the objective to introduce the students, the techniques of constructing the various types of polygons, curves and scales. The objective is also to visualize and represent the 3D objects in 2D planes with proper dimensioning, scaling etc.

UNIT I

Objective: The objective is to introduce the use and the application of drawing instruments and to make the students construct the polygons, curves and various types of scales. The student will be able to understand the need to enlarge or reduce the size of objects in representing them.

Polygons, Construction of regular polygons using given length of a side; Ellipse, arcs of circles and Oblong methods; Scales – Vernier and Diagonal scales.

UNIT II

Objective: The objective is to introduce orthographic projections and to project the points and lines parallel to one plane and inclined to other.

Introduction to orthographic projections; projections of points; projections of straight lines parallel to both the planes; projections of straight lines – parallel to one plane and inclined to the other plane.

UNIT III

Objective: The objective is to make the students draw the projections of the lines inclined to both the planes.

Projections of straight lines inclined to both the planes, determination of true lengths, angle of inclinations and traces.

UNIT IV

Objective: The objective is to make the students draw the projections of the plane inclined to both the planes.

Projections of planes: regular planes perpendicular/parallel to one plane and inclined to the other reference plane; inclined to both the reference planes.

UNIT V

Objective: The objective is to make the students draw the projections of the various types of solids in different positions inclined to one of the planes.

Projections of Solids – Prisms, Pyramids, Cones and Cylinders with the axis inclined to one of the planes.

UNIT VI

Objective: The objective is to represent the object in 3D view through isometric views. The student will be able to represent and convert the isometric view to orthographic view and vice versa.

Conversion of isometric views to orthographic views; Conversion of orthographic views to isometric views.

TEXT BOOKS:

1. Engineering Drawing by N.D. Butt, Chariot Publications.
2. Engineering Drawing by K.L.Narayana & P. Kannaiah, Scitech Publishers.
3. Engineering Graphics by PI Varghese, McGrawHill Publishers.

REFERENCE BOOKS:

1. Engineering Graphics for Degree by K.C. John, PHI Publishers.
2. Engineering Drawing by Agarwal & Agarwal, Tata McGraw Hill Publishers.
3. Engineering Drawing + AutoCad – K Venugopal, V. Prabhu Raja, New Age.

I Year – II SEMESTER

T P C
0 3 2

ENGLISH – COMMUNICATION SKILLS LAB – II

Suggested Lab Manuals:

OBJECTIVE: To impart to the learner the skills of grammar as well as communication through listening, speaking, reading, and writing including soft, that is life skills.

ADVANCED COMMUNICATION SKILLS

UNIT 6	Body language
UNIT 7	Dialogues
UNIT 8	Interviews and Telephonic Interviews
UNIT 9	Group Discussions
UNIT 10	Presentation Skills
UNIT 11	Debates

Text Book:

‘Strengthen your Communication Skills’ Part-B by Maruthi Publications

Reference Books:

1. INFOTECH English (Maruthi Publications).
2. Personality Development and Soft Skills (Oxford University Press, New Delhi).

I Year – II SEMESTER**T P C**
0 3 2**ENGINEERING PHYSICS LAB****List of Experiments**

1. Determination of wavelength of a source-Diffraction Grating- Normal incidence
2. Newton's rings –Radius of Curvature of Plano_Convex Lens.
3. Determination of thickness of a thin object using parallel interference fringes.
4. Determination of Rigidity modulus of a material- Torsional Pendulum.
5. Determination of Acceleration due to Gravity and Radius of Gyration- Compound Pendulum.
6. Melde's experiment – Transverse and Longitudinal modes.
7. Verification of laws of stretched string – Sonometer.
8. Determination of velocity of sound – Volume resonator.
9. L C R Senes Resonance Circuit
10. Study of I/V Characteristics of Semiconductor diode.
11. I/V characteristics of Zener diode.
12. Thermistor characteristics – Temperature Coefficient.
13. Magnetic field along the axis of a current carrying coil – Stewart and Gee's apparatus.
14. Energy Band gap of a Semiconductor p.n junction.
15. Hall Effect for semiconductor.

REFERENCE:

1. Engineering Physics Lab Manual by Dr.Y. Aparna & Dr.K.Venkateswarao (V.G.S.Book links)
2. Physics practical manual, Lorven Publications.

I Year – II SEMESTER

T P C
0 2 0

Engineering Physics
Virtual Labs - Assignments

List of Experiments

1. Hall Effect
2. Crystal Structure
3. Hysteresis
4. Brewster's angle
5. Magnetic Levitation / SQUID
6. Numerical Aperture of Optical fiber
7. Photoelectric Effect
8. Simple Harmonic Motion
9. Damped Harmonic Motion
10. LASER – Beam Divergence and Spot size

URL : WWW.vlab.co.in

I Year – II SEMESTER

T	P	C
0	3	2

ENGINEERING WORKSHOP & IT WORKSHOP**ENGINEERING WORKSHOP:**

Course Objective: To impart hands-on practice on basic engineering trades and skills.

Note: At least two exercises to be done from each trade.

Trade:

- | | |
|---------------------|----------------------------------------------------------------------------------------------------------------------------------------------------------------------------------------------------------------|
| Carpentry | <ol style="list-style-type: none"> 1. T-Lap Joint 2. Cross Lap Joint 3. Dovetail Joint 4. Mortise and Tennon Joint |
| Fitting | <ol style="list-style-type: none"> 1. Vee Fit 2. Square Fit 3. Half Round Fit 4. Dovetail Fit |
| Black Smithy | <ol style="list-style-type: none"> 1. Round rod to Square 2. S-Hook 3. Round Rod to Flat Ring 4. Round Rod to Square headed bolt |
| House Wiring | <ol style="list-style-type: none"> 1. Parallel / Series Connection of three bulbs 2. Stair Case wiring 3. Florescent Lamp Fitting 4. Measurement of Earth Resistance |
| Tin Smithy | <ol style="list-style-type: none"> 1. Taper Tray 2. Square Box without lid 3. Open Scoop 4. Funnel |

IT WORKSHOP:

Objectives: Enabling the student to understand basic hardware and software tools through practical exposure

PC Hardware:

Identification of basic peripherals, assembling a PC, installation of system software like MS Windows, device drivers. Troubleshooting Hardware and software _ some tips and tricks.

Internet & World Wide Web:

Different ways of hooking the PC on to the internet from home and workplace and effectively usage of the internet, web browsers, email, newsgroups and discussion forums .Awareness of cyber hygiene(protecting the personal computer from getting infected with the viruses), worms and other cyber attacks .

Productivity tools Crafting professional word documents; excel spread sheets, power point presentations and personal web sites using the Microsoft suite of office tools

(Note: Student should be thoroughly exposed to minimum of 12 Tasks)

PC Hardware**Task 1: Identification of the peripherals of a computer.**

To prepare a report containing the block diagram of the CPU along with the configuration of each peripheral and its functions. Description of various I/O Devices.

Task 2 (Optional) : A practice on disassembling the components of a PC and assembling them to back to working condition.

Task 3: Examples of Operating systems- DOS, MS Windows, Installation of MS windows on a PC.

Task 4: Introduction to Memory and Storage Devices , I/O Port, Device Drivers, Assemblers, Compilers, Interpreters, Linkers, Loaders.

Task 5:**Hardware Troubleshooting (Demonstration):**

Identification of a problem and fixing a defective PC(improper assembly or defective peripherals).

Software Troubleshooting (Demonstration): Identification of a problem and fixing the PC for any software issues.

Internet & Networking Infrastructure

Task 6: Demonstrating Importance of Networking, Transmission Media, Networking Devices- Gateway, Routers, Hub, Bridge, NIC, Bluetooth Technology, Wireless Technology, Modem, DSL, Dialup Connection.

Orientation & Connectivity Boot Camp and web browsing: Students are trained to configure the network settings to connect to the Internet. They are trained to demonstrate the same through web browsing (including all tool bar options) and email access.

Task 7: Search Engines & Netiquette:

Students are enabled to use search engines for simple search, academic search and any other context based search (Bing, Google etc). Students are

acquainted to the principles of micro-blogging, wiki, collaboration using social networks, participating in online technology forums.

Task 8: Cyber Hygiene (Demonstration): Awareness of various threats on the internet. Importance of security patch updates and anti-virus solutions. Ethical Hacking, Firewalls, Multi-factor authentication techniques including Smartcard, Biometrics are also practiced.

Word

Task 9 : MS Word Orientation:

Accessing, overview of toolbars, saving files, Using help and resources, rulers, formatting ,Drop Cap , Applying Text effects, Using Character Spacing, OLE in Word, using templates, Borders and Colors, Inserting Header and Footer, Using Date and Time option, security features in word, converting documents while saving.

Task 10: Creating project : Abstract Features to be covered:-Formatting Styles, Inserting table, Bullets and Numbering, Changing Text Direction, Cell alignment, Footnote, Hyperlink, Symbols, Spell Check , Track Changes, Images from files and clipart, Drawing toolbar and Word Art, Formatting Images, Textboxes and Paragraphs.

Excel

Task 11: Using spread sheet features of EXCEL including the macros, formulae, pivot tables, graphical representations.

Creating a Scheduler - Features to be covered:- Gridlines, Format Cells, Summation, auto fill, Formatting Text.

LOOKUP/VLOOKUP

Task 12: Performance Analysis - Features to be covered:- Split cells, freeze panes, group and outline, Sorting, Boolean and logical operators, Conditional formatting.

Power Point

Task 13: Students will be working on basic power point utilities and tools which help them create basic power point presentation. Topic covered during this week includes :- PPT Orientation, Slide Layouts, Inserting Text, Word Art, Formatting Text, Bullets and Numbering, Auto Shapes, Lines and Arrows, Hyperlinks, Inserting –Images, Clip Art, Tables and Charts in Powerpoint.

Task 14: Focusing on the power and potential of Microsoft power point. Helps them learn best practices in designing and preparing power point presentation. Topic covered during this week includes: - Master Layouts (slide, template, and notes), Types of views (basic, presentation, slide slotter,

notes etc), Inserting – Background, textures, Design Templates, Hidden slides, OLE in PPT.

TEXT BOOK:

Faculty to consolidate the workshop manuals using the following references

1. Computer Fundamentals, Anita Goel, Pearson.
2. Scott Mueller's Upgrading and Repairing PCs, 18/e, Scott. Mueller, QUE, Pearson, 2008.
3. Information Technology Workshop, 3e, G Praveen Babu, M V Narayana BS Publications.
4. Comdex Information Technology , Vikas Gupta, dreamtech.

REFERENCE BOOK:

1. Essential Computer and IT Fundamentals for Engineering and Science Students, Dr. N.B. Venkateswarlu

II Year – I SEMESTER

T P C
3+1 0 3

METALLURGY & MATERIALS SCIENCE

Course Objective:

To understand the basic fundamentals of Material science and Physical metallurgy. The basic concepts to be taught will help for the improvement, proper selection and effective utilization of materials which is essential to satisfy the ever increasing demands of the society.

UNIT – I

Learning Objective: To know the basic concepts of bonds in metals and alloys. To understand the basic requirements for the formation of solid solutions and other compounds.

Structure of Metals and Constitution of alloys: Bonds in Solids – Metallic bond - crystallization of metals, grain and grain boundaries, effect of grain boundaries on the properties of metal / alloys – determination of grain size. Necessity of alloying, types of solid solutions, Hume Rotherys rules, intermediate alloy phases, and electron compounds.

UNIT –II

Learning objectives: To understand the regions of stability of the phases that can occur in an alloy system in order to solve the problems in practical metallurgy.

Equilibrium Diagrams : Experimental methods of construction of equilibrium diagrams, Isomorphous alloy systems, equilibrium cooling and heating of alloys, Lever rule, coring miscibility gaps, eutectic systems, congruent melting intermediate phases, peritectic reaction. Transformations in the solid state – allotropy, eutectoid, peritectoid reactions, phase rule, relationship between equilibrium diagrams and properties of alloys. Study of important binary phase diagrams of Cu-Ni-, Al-Cu, Bi-Cd, Cu-An, Cus-Sn and Fe-Fe₃C.

UNIT –III

Learning objectives: To study the basic differences between cast irons and steels, their properties and practical applications.

Cast Irons and Steels: Structure and properties of White Cast iron, Malleable Cast iron, grey cast iron, Spheroidal graphite cast iron, Alloy cast irons. Classification of steels, structure and properties of plain carbon steels, Low alloy steels, Hadfield manganese steels, tool and die steels.

UNIT – IV

Learning objectives: To study the affect of various alloying elements on iron-iron carbide system. To understand the various heat treatment and strengthening processes used in practical applications.

Heat treatment of Alloys: Effect of alloying elements on Fe-Fe₃C system, Annealing, normalizing, Hardening, TTT diagrams, tempering , Hardenability, surface - hardening methods, Age hardening treatment, Cryogenic treatment of alloys.

UNIT – V

Learning objectives: To study the properties and applications of widely used non-ferrous metals and alloys so as to use the suitable material for practical applications.

Non-ferrous Metals and Alloys: Structure and properties of copper and its alloys, Aluminium and its alloys, Titanium and its alloys.

UNIT – VI

Learning objectives: To study the properties and applications of ceramic, composite and other advanced materials so as to use the suitable material for practical applications.

Ceramic and composite materials: Crystalline ceramics, glasses, cermaets, abrasive materials, nanomaterials – definition, properties and applications of the above.

Classification of composites, various methods of component manufacture of composites, particle – reinforced materials, fiber reinforced materials, metal ceramic mixtures, metal – matrix composites and C – C composites.

TEXT BOOKS:

1. Introduction to Physical Metallurgy - Sidney H. Avener - McGrawHill
2. Essential of Materials science and engineering - Donald R. Askeland - Thomson.

REFERENCES :

1. Material Science and Metallurgy – Dr. V.D.kodgire.
2. Materials Science and engineering - Callister & Baalabrahmanyam
3. Material Science for Engineering students – Fischer – Elsevier Publishers.
4. Material science and Engineering - V. Rahghavan
5. Introduction to Material Science and Engineering – Yip-Wah Chung CRC Press.
6. Material Science and Metallurgy – A V K Suryanarayana – B S Publications.
7. Material Science and Metallurgy – U. C. Jindal – Pearson Publications

II Year – I SEMESTER**T P C**
3+1 0 3**MECHANICS OF SOLIDS****Objective:**

The students completing this course are expected to understand the basic terms like stress, strain, Poisson's ratio...etc and different stresses induced in beams, thin cylinders, thick cylinders, columns. Further, the student shall be able to understand the shear stresses in circular shafts.

UNIT – I

Objective: After studying this unit student will know the basic terms like stress, strain Poisson's ratio...etc and stresses in bars of varying cross sections, composite bars, thermal stress in members, stresses on inclined planes with analytical approach and graphical approach, strain energy under different loadings and also problem solving techniques.

SIMPLE STRESSES & STRAINS : Elasticity and plasticity – Types of stresses & strains–Hooke's law – stress – strain diagram for mild steel – Working stress – Factor of safety – Lateral strain, Poisson's ratio & volumetric strain – Bars of varying section – composite bars – Temperature stresses- Complex Stresses - Stresses on an inclined plane under different uniaxial and biaxial stress conditions - Principal planes and principal stresses - Mohr's circle - Relation between elastic constants, Strain energy – Resilience – Gradual, sudden, impact and shock loadings.

UNIT – II

Objective: After studying this unit student will know the construction of shear force diagrams and bending moment diagrams to the different loads for the different support arrangements and also problem solving techniques.

SHEAR FORCE AND BENDING MOMENT : Definition of beam – Types of beams – Concept of shear force and bending moment – S.F and B.M diagrams for cantilever, simply supported and overhanging beams subjected to point loads, u.d.l, uniformly varying loads and combination of these loads – Point of contra flexure – Relation between S.F., B.M and rate of loading at a section of a beam.

UNIT – III

Objective: After studying this unit student will know the bending and shear stress induced in the beams which are made with different cross sections like

rectangular, circular, triangular, I, T angle sections and also problem solving techniques.

FLEXURAL STRESSES : Theory of simple bending – Assumptions – Derivation of bending equation: $M/ I = f/y = E/R$ Neutral axis – Determination bending stresses – section modulus of rectangular and circular sections (Solid and Hollow), I,T, Angle and Channel sections – Design of simple beam sections.

SHEAR STRESSES: Derivation of formula – Shear stress distribution across various beams sections like rectangular, circular, triangular, I, T angle sections.

UNIT – IV

Objective: After studying this unit student will know how to finding slope and deflection for different support arrangements by Double integration method, Macaulay's method and Moment-Area and also problem solving techniques.

DEFLECTION OF BEAMS : Bending into a circular arc – slope, deflection and radius of curvature – Differential equation for the elastic line of a beam – Double integration and Macaulay's methods – Determination of slope and deflection for cantilever and simply supported beams subjected to point loads, - U.D.L uniformly varying load. Mohr's theorems – Moment area method – application to simple cases including overhanging beams.

Brief explanation of Statically Indeterminate Beams and solution methods.

UNIT – V

Objective: After studying this unit student will know how a cylinder fails, what kind of stresses induced in cylinders subjected to internal, external pressures and also problem solving techniques.

THIN CYLINDERS: Thin seamless cylindrical shells – Derivation of formula for longitudinal and circumferential stresses – hoop, longitudinal and Volumetric strains – changes in dia, and volume of thin cylinders – Riveted boiler shells – Thin spherical shells.

THICK CYLINDERS: –Lame's equation – cylinders subjected to inside & outside pressures –compound cylinders.

UNIT –VI

Objective: After studying this unit student will know shear stresses induced in circular shafts, discussing columns in stability point of view and columns with different end conditions.

TORSION: Introduction-Derivation- Torsion of Circular shafts- Pure Shear-Transmission of power by circular shafts, Shafts in series, Shafts in parallel.

COLUMNS: Buckling and Stability, Columns with Pinned ends, Columns with other support Conditions, Limitations of Euler's Formula, Rankine's Formula.

TEXT BOOKS:

1. Strength of materials by Bhavikatti, Lakshmi publications.
2. Solid Mechanics, by Popov.
3. Mechanics of Materials by - Ferdinand P Beer, E Russell Johnston, and John T Dewolf.

REFERENCES :

1. Strength of Materials -By Jindal, Umesh Publications.
2. Analysis of structures by Vazirani and Ratwani.
3. Mechanics of Structures Vol-III, by S.B.Junnarkar.
4. Strength of Materials by S.Timshenko.
5. Strength of Materials by Andrew Pytel and Ferdinond L. Singer Longman.

II Year – I SEMESTER

T	P	C
3+1	0	3

THERMODYNAMICS

Course Objectives: To impart the knowledge of the thermodynamic laws and principles so as to enable the student to prepare an energy audit of any mechanical system that exchange heat and work with the surroundings.

UNIT – I

Objectives: The student should be able to understand the basic concepts like thermodynamic system, its boundary and related fundamental definitions. Distinguishing between point function and path function shall be made with respect to energy, work and Heat.

Introduction: Basic Concepts : System, Control Volume, Surrounding, Boundaries, Universe, Types of Systems, Macroscopic and Microscopic viewpoints, Concept of Continuum, Thermodynamic Equilibrium, State, Property, Process, Cycle – Reversibility – Quasi – static Process, Irreversible Process, Causes of Irreversibility – Energy in State and in Transition, Types, Work and Heat, Point and Path function. Zeroth Law of Thermodynamics – Concept of Temperature – Principles of Thermometry –Reference Points – Const. Volume gas Thermometer – Scales of Temperature, Ideal Gas Scale – PMM I.

UNIT II

Objectives: To learn the first law of thermodynamics, which is also the energy conservation principle, and should be able to apply to different thermodynamic systems. To understand the concept of equality of temperature and the principle of operation of various temperature measuring devices. To learn the applications of steady flow energy equation to the various mechanical components.

Joule's Experiments – First law of Thermodynamics – Corollaries – First law applied to a Process – applied to a flow system – Steady Flow Energy Equation. Throttling and free expansion processes – deviations from perfect gas model – vander Waals equation of state – compressibility charts – variable specific heats – gas tables.

UNIT – III

Objectives: To understand the second law statements and the associated terms and should be able to apply the principles to heat engines. Should be able to analyse the concepts of Carnot cycle, entropy, availability and

irreversibility. Should be able to understand the use of Maxwells relations and thermodynamic functions.

Limitations of the First Law – Thermal Reservoir, Heat Engine, Heat pump, Parameters of performance, Second Law of Thermodynamics, Kelvin-Planck and Clausius Statements and their Equivalence / Corollaries, PMM of Second kind, Carnot's principle, Carnot cycle and its specialties, Thermodynamic scale of Temperature, Clausius Inequality, Entropy, Principle of Entropy Increase – Energy Equation, Availability and Irreversibility – Thermodynamic Potentials, Gibbs and Helmholtz Functions, Maxwell Relations – Elementary Treatment of the Third Law of Thermodynamics.

UNIT IV

Objectives: should understand the process of steam formation and its representation on property diagrams with various phase changes and should be able to calculate the quality of steam after its expansion in a steam turbine, with the help of standard steam tables and charts.

Pure Substances, p-V-T- surfaces, T-S and h-s diagrams, Mollier Charts, Phase Transformations – Triple point at critical state properties during change of phase, Dryness Fraction – Clausius – Clapeyron Equation Property tables. Mollier charts – Various Thermodynamic processes and energy Transfer – Steam Calorimetry.

UNIT – V

Objectives: Should be able to use Psychrometric chart and calculate various psychrometric properties of air.

Mixtures of perfect Gases – Mole Fraction, Mass fraction Gravimetric and volumetric Analysis – Dalton's Law of partial pressure, Avogadro's Laws of additive volumes – Mole fraction, Volume fraction and partial pressure, Equivalent Gas const. And Molecular Internal Energy, Enthalpy, sp. Heats and Entropy of Mixture of perfect Gases and Vapour, Atmospheric air - Psychrometric Properties – Dry bulb Temperature, Wet Bulb Temperature, Dew point Temperature, Thermodynamic Wet Bulb Temperature, Specific Humidity, Relative Humidity, saturated Air, Vapour pressure, Degree of saturation – Adiabatic Saturation, Carrier's Equation – Psychrometric chart.

UNIT - VI

Objectives: To understand the concept of air standard cycles and should be able to calculate the efficiency and performance parameters of the systems that use these cycles.

Power Cycles : Otto, Diesel, Dual Combustion cycles, Sterling Cycle, Atkinson Cycle, Ericsson Cycle, Lenoir Cycle – Description and

representation on P–V and T-S diagram, Thermal Efficiency, Mean Effective Pressures on Air standard basis – comparison of Cycles.

Refrigeration Cycles : Brayton and Rankine cycles – Performance Evaluation – combined cycles, Bell- Coleman cycle, Vapour compression cycle-performance Evaluation.

TEXT BOOKS :

1. Engineering Thermodynamics , PK Nag 4th Edn , TMH.
2. Thermodynamics – An Engineering Approach with student resources DVD – Y.A.Cengel & M.A.Boles , 7th Edn - McGrawHill

REFERENCES :

1. Engineering Thermodynamics – Jones & Dugan PHI
2. Thermodynamics – J.P.Holman , McGrawHill
3. Basic Engineering Thermodynamics – A.Venkatesh – Universities press.
4. An Introduction to Thermodynamics - Y.V.C.Rao – Universities press.
5. Thermodynamics – W.Z.Black & J.G.Hartley, 3rd Edn Pearson Publ.
6. Engineering Thermodynamics – D.P.Misra, Cengage Publ.
7. Engineering Thermodynamics – P.Chattopadhyay – Oxford Higher Edn Publ.

II Year – I SEMESTER

T P C
3+1 0 3

MANAGERIAL ECONOMICS AND FINANCIAL ANALYSIS

Unit – I:

(*The Learning objective of this Unit is to understand the concept and nature of Managerial Economics and its relationship with other disciplines, Concept of Demand and Demand forecasting)

Introduction to Managerial Economics and demand Analysis:

Definition of Managerial Economics and Scope-Managerial Economics and its relation with other subjects-Concepts of Demand-Types-Determinants-Law of Demand its Exception-Elasticity of Demand-Types and Measurement-Demand forecasting and its Methods.

(*The Learner is equipped with the knowledge of estimating the Demand for a product and the relationship between Price and Demand)

Unit – II:

(*The Learning objective of this Unit is to understand the concept of Production function, Input Output relationship, different Cost Concepts and Concept of Cost-Volume-Profit Analysis)

Production and Cost Analyses:

Production function-Isoquants and Isocosts-Law of Variable proportions-Cobb-Douglas Production function-Economics of Sale-Cost Concepts-Opportunity Cost-Fixed vs Variable Costs-Explicit Costs vs Implicit Costs-Out of Pocket Costs vs Imputed Costs-Cost Volume Profit analysis-Determination of Break-Even Point (Simple Problem).

(*One should understand the Cost Concepts for decision making and to estimate the least cost combination of inputs).

Unit – III:

(*The Learning Objective of this Unit is to understand the Nature of Competition, Characteristics of Pricing in the different market structure and significance of various pricing methods).

Introduction to Markets, Theories of the Firm & Pricing Policies:

Market Structures: Perfect Competition, Monopoly and Monopolistic and Oligopoly – Features – Price, Output Determination – Managerial Theories of firm: Maris and Williamson’s models – Methods of Pricing: Limit Pricing, Market Skimming Pricing, Internet Pricing: Flat Rate Pricing, Usage sensitive, Transaction based pricing, Priority Pricing.

(** One has to understand the nature of different markets and Price Output determination under various market conditions)

Unit – IV:

(***The Learning objective of this Unit is to know the different forms of Business organization and their Merits and Demerits both public & private Enterprises and the concepts of Business Cycles**)

Types of Business Organization and Business Cycles:

Features and Evaluation of Sole Trader – Partnership – Joint Stock Company – State/Public Enterprises and their forms – Business Cycles – Meaning and Features – Phases of Business Cycle.

(**One should equipped with the knowledge of different Business Units)

Unit – V:

(***The Learning objective of this Unit is to understand the different Accounting Systems preparation of Financial Statements and uses of different tools for performance evaluation**).

Introduction to Accounting & Financing Analysis:

Introduction to Double Entry Systems – Preparation of Financial Statements-Analysis and Interpretation of Financial Statements-Ratio Analysis – Preparation of Funds flow cash flow statements (Simple Problems).

(**The Learner is able to prepare Financial Statements and the usage of various Accounting tools for Analysis).

Unit – VI:

(*The Learning objective of this Unit is to understand the concept of Capital, Capitalization, Capital Budgeting and to know the techniques used to evaluate Capital Budgeting proposals by using different methods).

Capital and Capital Budgeting: Capital Budgeting: Meaning of Capital-Capitalization-Meaning of Capital Budgeting-Need for Capital Budgeting-Techniques of Capital Budgeting-Traditional and Modern Methods.

(**The Learner is able to evaluate various investment project proposals with the help of capital budgeting techniques for decision making).

Note: *Learning Objective

** Learning Assessment

TEXT BOOKS

1. Dr. N. Appa Rao, Dr. P. Vijay Kumar: 'Managerial Economics and Financial Analysis', Cengage Publications, New Delhi – 2011

2. Dr. A. R. Aryasri – Managerial Economics and Financial Analysis, TMH 2011
3. Prof. J.V.Prabhakara rao, Prof. P. Venkatarao. ‘Managerial Economics and Financial Analysis’, Ravindra Publication.

REFERENCES:

1. V. Maheswari : Managerial Economics, Sultan Chand.
2. Suma Damodaran : Managerial Economics, Oxford 2011.
3. Dr. B. Kuberudu and Dr. T. V. Ramana : Managerial Economics & Financial Analysis, Himalaya Publishing House 2011.
4. Vanitha Agarwal : Managerial Economics, Pearson Publications 2011.
5. Sanjay Dhameja : Financial Accounting for Managers, Pearson.
6. Maheswari : Financial Accounting, Vikas Publications.
7. S. A. Siddiqui & A. S. Siddiqui : Managerial Economics and Financial Analysis, New Age International Publishers, 2012.

II Year – I SEMESTER**T P C**
3+1 0 3**BASIC ELECTRICAL AND ELECTRONICS ENGINEERING****Preamble:**

This course covers the topics related to analysis of various electrical circuits, operation of various electrical machines, various electronic components to perform well in their respective fields.

Learning Objectives:

- i. To learn the basic principles of electrical law's and analysis of networks.
- ii. To understand the principle of operation and construction details of DC machines.
- iii. To understand the principle of operation and construction details of transformer.
- iv. To understand the principle of operation and construction details of alternator and 3-Phase induction motor.
- v. To study the operation of PN junction diode, half wave, full wave rectifiers and OP-AMPs.
- vi. To learn the operation of PNP and NPN transistors and various amplifiers.

UNIT - I

ELECTRICAL CIRCUITS: Basic definitions, Types of network elements, Ohm's Law, Kirchhoff's Laws, inductive networks, capacitive networks, series, parallel circuits and star-delta and delta-star transformations.

UNIT - II

DC MACHINES : Principle of operation of DC generator – emf equation - types – DC motor types –torque equation – applications – three point starter, swinburn's Test, speed control methods.

UNIT - III

TRANSFORMERS: Principle of operation of single phase transformers – e.m.f equation – losses –efficiency and regulation.

UNIT - IV

AC MACHINES: Principle of operation of alternators – regulation by

synchronous impedance method –principle of operation of 3-Phase induction motor – slip-torque characteristics - efficiency – applications.

UNIT V

RECTIFIERS & LINEAR ICs: PN junction diodes, diode applications (Half wave and bridge rectifiers). Characteristics of operation amplifiers (OP-AMP) - application of OP-AMPs (inverting, non inverting, integrator and differentiator).

UNIT VI

TRANSISTORS: PNP and NPN junction transistor, transistor as an amplifier, single stage CE Amplifier, frequency response of CE amplifier, concepts of feedback amplifier.

Outcomes:

- i. Able to analyse the various electrical networks.
- ii. Able to understand the operation of DC generators, 3-point starter and conduct the Swinburne's Test.
- iii. Able to analyse the performance of transformer.
- iv. Able to explain the operation of 3-phase alternator and 3-phase induction motors.
- v. Able to analyse the operation of half wave, full wave rectifiers and OP-AMPs.
- vi. Able to explain the single stage CE amplifier and concept of feedback amplifier.

TEXT BOOKS:

1. Electronic Devices and Circuits, R.L. Boylestad and Louis Nashelsky, 9th edition, PEI/PHI 2006.
2. Electrical Technology by Surinder Pal Bali, Pearson Publications.
3. Electrical Circuit Theory and Technology by John Bird, Routledge Taylor & Francis Group

REFERENCE BOOKS:

1. Basic Electrical Engineering by M.S.Naidu and S.Kamakshiah, TMH Publications.
2. Fundamentals of Electrical Engineering by Rajendra Prasad, PHI Publications, 2nd edition.
3. Basic Electrical Engineering by Nagsarkar, Sukhija, Oxford Publications, 2nd edition.
4. Industrial Electronics by G.K. Mittal, PHI.

II Year – I SEMESTER**T P C**
3+1 0 3**COMPUTER AIDED ENGINEERING DRAWING PRACTICE****Course Objective:**

To enhance the student's knowledge and skills in engineering drawing and to introduce drafting packages and commands for computer aided drawing and modeling.

Unit-I:

Objective: The knowledge of projections of solids is essential in 3D modeling and animation. The student will be able to draw projections of solids. The objective is to enhance the skills they already acquired in their earlier course in drawing of projection and sections of solids.

PROJECTIONS OF PLANES & SOLIDS : Projections of Regular Solids inclined to both planes – Auxiliary Views. Sections and Sectional views of Right Regular Solids – Prism, Cylinder, Pyramid, Cone – Auxiliary views.

Unit-II:

The knowledge of development of surfaces of solids is required in designing and manufacturing of the objects. Whenever two or more solids combine, a definite curve is seen at their intersection. The intersection of solids also plays an important role in designing and manufacturing. The objective is to impart this knowledge through this topic.

DEVELOPMENT AND INTERPENETRATION OF SOLIDS: Development of Surfaces of Right Regular Solids – Prisms, Cylinder, Pyramid Cone and their parts.

Interpenetration of Right Regular Solids – Intersection of Cylinder Vs Cylinder, Cylinder Vs Prism, Cylinder Vs Cone.

Unit-III:

Isometric projections provide a pictorial view with a real appearance. Perspective views provides a realistic 3D View of an object. The objective is to make the students learn the methods of Iso and Perspective views.

ISOMETRIC PROJECTIONS : Principles of Isometric Projection – Isometric Scale – Isometric Views – Conventions – Isometric Views of Lines, Plane Figures, Simple and Compound Solids – Isometric Projection of objects having non- isometric lines. Isometric Projection of Spherical Parts. Transformation of Projections : Conversion of Isometric Views to Orthographic Views – Conventions.

PERSPECTIVE PROJECTIONS: Perspective View: Points, Lines, Plane Figures and Simple Solids, Vanishing Point Methods(General Method only).

In part B computer aided drafting is introduced.

Unit IV:

The objective is to introduce various commands in AutoCAD to draw the geometric entities and to create 2D and 3D wire frame models.

Introduction to Computer aided Drafting: Generation of points, lines, curves, polygons, dimensioning. Types of modeling : object selection commands – edit, zoom, cross hatching, pattern filling, utility commands, 2D wire frame modeling, 3D wire frame modeling.

Unit V:

By going through this topic the student will be able to understand the paper-space environment thoroughly. View points and view ports: view point coordinates and view (s) displayed, examples to exercise different options like save, restore, delete, joint, single option.

Unit VI:

The objective is to make the students create geometrical model of simple solids and machine parts and display the same as an Isometric, Orthographic or Perspective projection.

Computer aided Solid Modeling: Isometric projections, orthographic projections of isometric projections ,Modeling of simple solids, Modeling of Machines & Machine Parts.

TEXT BOOKS :

1. Engineering Graphics, K.C. john, PHI Publications
2. Engineering drawing by N.D Bhatt , Charotar publications.

REFERENCES:

1. Mastering Auto CAD 2013 and Auto CAD LT 2013 – George Omura, Sybex.
2. Auto CAD 2013 fundamentals- Elisemoss, SDC Publ.
3. Engineering Drawing and Graphics using Auto Cad – T Jeyapooan, vikas.
4. Engineering Drawing + Auto CAD – K Venugopal, V. Prabhu Raja, New Age.
5. Engineering Drawing – RK Dhawan, S Chand
6. Engineering Drawing – MB Shaw, BC Rana, Pearson
7. Engineering Drawing – KL Narayana, P Kannaiah, Scitech
8. Engineering Drawing – Agarwal and Agarwal, Mc Graw Hill
9. Engineering Graphics – PI Varghese, Mc Graw Hill.
10. Text book of Engineering Drawing with auto-CAD, K.venkata reddy / B.S. publications.

II Year – I SEMESTER**T P C**
0 3 2**BASIC ELECTRICAL & ELECTRONICS Engg. LAB****Section A: Electrical Engineering:**

The following experiments are required to be conducted as compulsory experiments:

1. Swinburne's test on D.C. Shunt machine (Predetermination of efficiency of a given D.C. Shunt machine working as motor and generator).
2. OC and SC tests on single phase transformer (Predetermination of efficiency and regulation at given power factors).
3. Brake test on 3-phase Induction motor (Determination of performance characteristics).
4. Regulation of alternator by Synchronous impedance method.
5. Speed control of D.C. Shunt motor by
 - a) Armature Voltage control
 - b) Field flux control method
6. Brake test on D.C. Shunt Motor.

Section B: Electronics Engineering:

1. PN junction Diode characteristics A. Forward bias, B. Reverse bias. (Cut in voltage & Resistance calculations)
2. Transistor CE Characteristics (Input and Output).
3. Full wave Rectifier with and without filters.
4. CE Amplifiers.
5. RC Phase Shift Oscillator.
6. Class A Power Amplifier.

II Year – I SEMESTER**T P C**
0 3 2**MECHANICS OF SOLIDS & METALLURGY LAB****Course Objective:**

To impart practical exposure on the microstructures of various materials and their hardness evaluation. Also to impart practical knowledge on the evaluation of material properties through various destructive testing procedures.

NOTE : Any 6 experiments from each section A and B.

(A) MECHANICS OF SOLIDS LAB :

1. Direct tension test
2. Bending test on
 - a) Simple supported
 - b) Cantilever beam
3. Torsion test
4. Hardness test
 - a) Brinells hardness test
 - b) Rockwell hardness test
5. Test on springs
6. Compression test on cube
7. Impact test
8. Punch shear test

(B) METALLURGY LAB :

1. Preparation and study of the Micro Structure of pure metals like Iron, Cu and Al.
2. Preparation and study of the Microstructure of Mild steels, low carbon steels, high – C steels.
3. Study of the Micro Structures of Cast Irons.
4. Study of the Micro Structures of Non-Ferrous alloys.
5. Study of the Micro structures of Heat treated steels.
6. Hardeneability of steels by Jominy End Quench Test.
7. To find out the hardness of various treated and untreated steels.

II Year – II SEMESTER**T P C**
3+1 0 3**KINEMATICS OF MACHINERY****Objective:**

The students completing this course are expected to understand the nature and role of the kinematics of machinery, the mechanisms and machines. The course includes velocity and acceleration diagrams, analysis of mechanisms joints, Cams and their applications. It exposes the students to various kinds of power transmission devices like belt, rope, chain and gear drives and their working principles and their merits and demerits.

UNIT – I

Objective: The objective of this unit is to make student understand the purpose of kinematics, Kinematic joint and mechanism and to study the relative motion of parts in a machine without taking into consideration the forces involved.

MECHANISMS : Elements or Links – Classification – Rigid Link, flexible and fluid link – Types of kinematic pairs – sliding, turning, rolling, screw and spherical pairs – lower and higher pairs – closed and open pairs – constrained motion – completely, partially or successfully constrained and incompletely constrained . Khuzralrs criteria , Grashoff's law , Degrees of freedom, Kutzbach criterion for planar mechanisms, Mechanism and machines – classification of machines – kinematic chain – inversion of mechanism – inversion of mechanism – inversions of quadric cycle, chain – single and double slider crank chains.

UNIT – II

Objective: The objective of this unit is to make student understand various mechanisms for straight line motion and their applications including steering mechanism.

LOWER PAIR MECHANISM: Exact and approximate copiers and generated types – Peaucellier, Hart and Scott Russul – Grasshopper – Watt T. Chebicheff and Robert Mechanisms and straight line motion, Pantograph. Conditions for correct steering – Davis Steering gear, Ackermans steering gear – velocity ratio; Hooke's Joint: Single and double – Universal coupling–application–problems.

UNIT – III

Objective : The objective of this unit is to make student understand the velocity and acceleration concepts and the methodology using graphical

methods and principles and application of four bar chain. To understand the application of slider crank mechanism etc. and study of plane motion of the body.

KINEMATICS: Velocity and acceleration – Motion of a link in machine – Determination of Velocity and acceleration diagrams – Graphical method – Application of relative velocity method four bar chain. Velocity and acceleration analysis of for a given mechanism, Kleins construction, Coriolis acceleration, determination of Coriolis component of acceleration.

Plane motion of body: Instantaneous center of rotation, centroids and axodes – relative motion between two bodies – Three centres in line theorem – Graphical determination of instantaneous centre, diagrams for simple mechanisms and determination of angular velocity of points and links.

UNIT – IV

Objective The objective of this unit is to make student understand the theories involved in cams. Further the students are exposed to the applications of cams and their working principles.

CAMS

Definitions of cam and followers – their uses – Types of followers and cams – Terminology –Types of follower motion: Uniform velocity, Simple harmonic motion and uniform acceleration and retardation. Maximum velocity and maximum acceleration during outward and return strokes in the above 3 cases. Analysis of motion of followers: Roller follower – circular cam with straight, concave and convex flanks.

UNIT – V

Objective: The objective of this unit is to make student understand gears, power transmission through different types of gears including gear profiles and its efficiency.

Gears: Higher pairs, friction wheels and toothed gears–types – law of gearing, condition for constant velocity ratio for transmission of motion, Form of teeth: cycloidal and involute profiles. Velocity of sliding – phenomena of interferences – Methods of interference. Condition for minimum number of teeth to avoid interference, expressions for arc of contact and path of contact – Introduction to Helical, Bevel and worm gearing.

UNIT – VI

Objective: The objective of this unit is to make student understand various power transmission mechanisms and methodologies and working principles. Students are exposed to merits and demerits of each drive. Power Transmissions : Introduction, Belt and rope drives, selection of belt drive-

types of belt drives, V-belts, materials used for belt and rope drives, velocity ratio of belt drives, slip of belt, creep of belt, tensions for flat belt drive, angle of contact, centrifugal tension, maximum tension of belt, Chains- length, angular speed ratio, classification of chains.

Introduction to gear Trains, Train value, Types – Simple and reverted wheel train – Epicyclic gear Train. Methods of finding train value or velocity ratio – Epicyclic gear trains. Selection of gear box-Differential gear for an automobile.

TEXT BOOKS:

1. Mechanism and Machine Theory by Ashok G. Ambekar, PHI Publishers.
2. Theory of Machines – S. S Rattan- TMH .
3. Theory of machines and Mechanisms – J.J Uicker, G.R.Pennock & J.E. Shigley - Oxford publishers.

REFERENCES:

1. Theory of Machines Sadhu Singh Pearsons Edn
2. Theory of machines and Machinery /Vickers /Oxford .
3. Theory of Machines by Thomas Bevan/ CBS
4. Kinematics of Machinery through Hyper Works – J.S. Rao – Springer Publ.
5. Theory of Mechanisms and machines – A.Ghosh & A.K.Malik – East West Press Pvt. Ltd.

II Year – II SEMESTER

T P C
3+1 0 3

THERMAL ENGINEERING – I

UNIT – I

Objectives: To make the student learn and understand the reasons and affects of various losses that occur in the actual engine operation.

Actual Cycles and their Analysis: Introduction, Comparison of Air Standard and Actual Cycles, Time Loss Factor, Heat Loss Factor, Exhaust Blowdown-Loss due to Gas exchange process, Volumetric Efficiency. Loss due to Rubbing Friction, Actual and Fuel-Air Cycles of CI Engines.

UNIT – II

Objectives: To familiarize the student with the various engine systems along with their function and necessity.

I. C. ENGINES : Classification - Working principles, Valve and Port Timing Diagrams, - Engine systems – Fuel, Carburetor, Fuel Injection System, Ignition, Cooling and Lubrication, principle of wankle engine, principles of supercharging and turbocharging.

UNIT – III

Objectives: To learn about normal combustion phenomenon and knocking in S.I. and C.I. Engines and to find the several engine operating parameters that affect the smooth engine operation.

Combustion in S.I. Engines : Normal Combustion and abnormal combustion – Importance of flame speed and effect of engine variables – Type of Abnormal combustion, pre-ignition and knocking (explanation of) – Fuel requirements and fuel rating, anti knock additives – combustion chamber – requirements, types.

Combustion in C.I. Engines : Four stages of combustion – Delay period and its importance – Effect of engine variables – Diesel Knock– Need for air movement, suction, compression and combustion induced turbulence – open and divided combustion chambers and nozzles used – fuel requirements and fuel rating.

UNIT – IV

Objectives: To make the student learn to perform testing on S.I and C.I Engines for the calculations of performance and emission parameters.

Measurement, Testing and Performance : Parameters of performance - measurement of cylinder pressure, fuel consumption, air intake, exhaust gas

composition, Brake power – Determination of frictional losses and indicated power – Performance test – Heat balance sheet and chart.

UNIT – V

Objectives: To make students learn about different types of compressors and to calculate power and efficiency of reciprocating compressors.

COMPRESSORS – Classification – positive displacement and roto dynamic machinery – Power producing and power absorbing machines, fan, blower and compressor – positive displacement and dynamic types – reciprocating and rotary types.

Reciprocating : Principle of operation, work required, Isothermal efficiency volumetric efficiency and effect of clearance, stage compression, undercooling, saving of work, minimum work condition for stage compression.

UNIT VI

Objectives : To make students learn mechanical details, and to calculate power and efficiency of rotary compressors

Rotary (Positive displacement type) : Roots Blower, vane sealed compressor, Lysholm compressor – mechanical details and principle of working – efficiency considerations.

Dynamic Compressors: Centrifugal compressors: Mechanical details and principle of operation – velocity and pressure variation. Energy transfer-impeller blade shape-losses, slip factor, power input factor, pressure coefficient and adiabatic coefficient – velocity diagrams – power.

Axial Flow Compressors: Mechanical details and principle of operation – velocity triangles and energy transfer per stage degree of reaction, work done factor - isentropic efficiency- pressure rise calculations – Polytropic efficiency.

TEXT BOOKS :

1. I.C. Engines / V. GANESAN- TMH
2. Heat engines, vasandani & Kumar publications Thermal

REFERENCES :

1. IC Engines – M.L. Mathur & R.P. Sharma – Dhanpath Rai & Sons.
2. I.C. Engines – Applied Thermosciences – C.R. Ferguson & A.T. Kirkpatrick-2nd Edition-Wiley Publ.
3. I.C. Engines - J.B. Heywood /Mc Graw Hill.
4. Thermal Engineering – R.S.Khurmi & J.S.Gupta- S.Chand Publ.

II Year – II SEMESTER**T P C**
3+1 0 3**PRODUCTION TECHNOLOGY****Course Objective:**

To impart basic knowledge and understanding about the primary manufacturing processes such as casting, joining, forming and powder metallurgy and their relevance in current manufacturing industry; To introduce processing methods of plastics.

UNIT – I**Objective: To make the students understand fundamentals of casting**

CASTING : Steps involved in making a casting – Advantage of casting and its applications. – Patterns and Pattern making – Types of patterns – Materials used for patterns, pattern allowances and their construction, Principles of Gating, Gating ratio and design of Gating systems

UNIT – II**Objective: To provide insight into sand casting and introduce other casting processes**

Methods of melting and types of furnaces, Solidification of castings, Solidification of pure metals and alloys, short & long freezing range alloys. Risers – Types, function and design, casting design considerations, Basic principles and applications of Centrifugal casting, Die casting and Investment casting.

UNIT – III**Objective: To impart fundamentals of gas welding and arc welding**

Welding : Classification of welding processes, types of welded joints and their

characteristics, Gas welding, Different types of flames and uses, Oxy – Acetylene Gas cutting.

Basic principles of Arc welding, Manual metal arc welding, Sub merged arc welding, Inert Gas welding- TIG & MIG welding.

UNIT – IV**Objective: To teach principles of advanced welding processes and their applications**

Resistance welding, Solid state welding processes- Friction welding, Friction stir welding, Forge welding, Explosive welding; Thermit welding, Plasma welding, Laser welding, electron beam welding, Soldering & Brazing.

Heat affected zones in welding; pre & post heating, Weldability of metals, welding defects – causes and remedies – destructive and nondestructive testing of welds, Design of welded joints.

UNIT – V

Objective: To impart knowledge on bulk forming processes

Plastic deformation in metals and alloys, Hot working and Cold working, Strain hardening and Annealing.

Bulk forming processes: Forging - Types Forging, Smith forging, Drop Forging, Roll forging, Forging hammers, Rotary forging, forging defects; Rolling – fundamentals, types of rolling mills and products, Forces in rolling and power requirements. Extrusion and its characteristics. Types of extrusion, Impact extrusion, Hydrostatic extrusion; Wire drawing and Tube drawing.

Introduction to powder metallurgy – compaction and sintering, advantages and applications

UNIT – VI

Objective: To provide understanding of various sheet metal forming and processing of plastics.

Sheet metal forming - Blanking and piercing, Forces and power requirement in these operations,

Deep drawing, Stretch forming, Bending, Springback and its remedies, Coining, Spinning, Types of presses and press tools.

Processing of Plastics: Types of Plastics, Properties, Applications and their processing methods,

Blow and Injection molding.

TEXT BOOKS:

1. Manufacturing Processes for Engineering Materials - Kalpakjian S and Steven R Schmid- Pearson Publ , 5th Edn.
2. Manufacturing Technology -Vol I- P.N. Rao- TMH
3. Fundamentals of Modern Manufacturing - Mikell P Groover- Wiley publ – 3rd Edition.

REFERENCES :

1. Manufacturing Science – A.Ghosh & A.K.Malik – East West Press Pvt. Ltd.
2. Process and materials of manufacture- Lindberg- PHI
3. Production Technology- R.K. Jain- Khanna
4. Production Technology-P C Sharma-S. Chand
5. Manufacturing Processes- H.S. Shaun- Pearson
6. Manufacturing Processes- J.P. Kaushish- PHI

II Year – II SEMESTER

T	P	C
3+1	0	3

FLUID MECHANICS & HYDRAULIC MACHINES**Objective:**

The students completing this course are expected to understand the properties of fluids, its kinematic and dynamic behavior through various laws of fluids like continuity, Euler's, Bernoulli's equations, energy and momentum equations. Further, the student shall be able to understand the theory of boundary layer, working and performance characteristics of various hydraulic machines like pumps and turbines.

UNIT I

Objective: After studying this unit student will know the concept of fluid and its properties, manometry, hydrostatic forces acting on different surfaces and also problem solving techniques.

Fluid statics: Dimensions and units: physical properties of fluids-specific gravity, viscosity and its significance, surface tension, capillarity, vapor pressure. Atmospheric gauge and vacuum pressure – measurement of pressure. Manometers- Piezometer, U-tube, inverted and differential manometers. Pascal's law, hydrostatic law.

Buoyancy and floatation: Meta center, stability of floating body. Submerged bodies. Calculation of metacenter height. Stability analysis and applications.

UNIT II

Objective: *In this unit student will be exposed to the basic laws of fluids, flow patterns, viscous flow through ducts and their corresponding problems.*

Fluid kinematics: Introduction, flow types. Equation of continuity for one dimensional flow. circulation and vorticity. Stream line, path line and streak lines and stream tube. Stream function and velocity potential function, differences and relation between them. Condition for irrotational flow, flow net, source and sink, doublet and vortex flow.

Fluid dynamics: surface and body forces –Euler's and Bernoulli's equations for flow along a stream line, momentum equation and its applications, force on pipe bend.

Closed conduit flow: Reynold's experiment- Darcy Weisbach equation- Minor losses in pipes- pipes in series and pipes in parallel- total energy line- hydraulic gradient line.

UNIT III

Objective: At the end of this unit student will be aware of the concepts related to boundary layer theory, flow separation, basic concepts of velocity profiles, dimensionless numbers and dimensional analysis.

Boundary Layer Theory: Introduction, momentum integral equation, displacement, momentum and energy thickness, separation of boundary layer, control of flow separation, Stream lined body, Bluff body and its applications, basic concepts of velocity profiles.

Dimensional Analysis: Similitude and modeling – Dimensionless numbers

UNIT IV

Objective: In this unit student will know the hydrodynamic forces acting on vanes and their performance evaluation.

Basics of turbo machinery: hydrodynamic force of jets on stationary and moving flat, inclined, and curved vanes, jet striking centrally and at tip, velocity diagrams, work done and efficiency, flow over radial vanes.

UNIT V

Objective: At the end of this unit student will be aware of the importance, function and performance of hydro machinery.

Centrifugal pumps: Classification, working, work done – manometric head-losses and efficiencies- specific speed- pumps in series and parallel-performance characteristic curves, cavitation & NPSH.

Reciprocating pumps: Working, Discharge, slip, indicator diagrams.

UNIT VI

Objective: After studying this unit student will be in a position to evaluate the performance characteristics of hydraulic turbines. Also a little knowledge on hydraulic systems and fluidics is imparted to the student.

Hydraulic Turbines: classification of turbines, impulse and reaction turbines, Pelton wheel, Francis turbine and Kaplan turbine-working proportions, work done, efficiencies, hydraulic design –draft tube- theory-functions and efficiency.

Performance of hydraulic turbines: Geometric similarity, Unit and specific quantities, characteristic curves, governing of turbines, selection of type of turbine, cavitation, surge tank, water hammer. Hydraulic systems-hydraulic ram, hydraulic lift, hydraulic coupling. Fluidics – amplifiers, sensors and oscillators. Advantages, limitations and applications.

TEXT BOOKS:

1. Hydraulics, fluid mechanics and Hydraulic machinery MODI and SETH.
2. Fluid Mechanics and Hydraulic Machines by Rajput.

REFERENCE BOOKS:

1. Fluid Mechanics and Fluid Power Engineering by D.S. Kumar, Kotaria & Sons.
2. Fluid Mechanics and Machinery by D. Rama Durgaiah, New Age International.
3. Hydraulic Machines by Banga & Sharma, Khanna Publishers.
4. Instrumentation for Engineering Measurements by James W. Dally, William E. Riley, John Wiley & Sons Inc. 2004 (Chapter 12 – Fluid Flow Measurements)
5. Fluid Mechanics and Hydraulic Machines by Domkundwar & Domkundwar, Dhanpatrai & Co.

II Year – II SEMESTER**T P C**
3+1 0 3**MACHINE DRAWING****Course Objective:**

The student will acquire a knowledge of fastening arrangements such as welding, riveting the different styles of attachment for shaft. The student also is enabled to prepare the assembly of various machine or engine components and miscellaneous machine components.

Machine Drawing Conventions :

Need for drawing conventions – introduction to IS conventions

- Conventional representation of materials, common machine elements and parts such as screws, nuts, bolts, keys, gears, webs, ribs.
- Types of sections – selection of section planes and drawing of sections and auxiliary sectional views. Parts not usually sectioned.
- Methods of dimensioning, general rules for sizes and placement of dimensions for holes, centers, curved and tapered features.
- Title boxes, their size, location and details - common abbreviations & their liberal usage.
- Types of Drawings – working drawings for machine parts.

I. Drawing of Machine Elements and simple parts

Objective: To provide basic understanding and drawing practice of various joint, simple mechanical parts Selection of Views, additional views for the following machine elements and parts with every drawing proportions.

- Popular forms of Screw threads, bolts, nuts, stud bolts, tap bolts, set screws.
- Keys, cottered joints and knuckle joint.
- Riveted joints for plates
- Shaft coupling, spigot and socket pipe joint.
- Journal, pivot and collar and foot step bearings.

II. Assembly Drawings:

Objective: The student will be able to draw the assembly from the individual part drawing.

Drawings of assembled views for the part drawings of the following using conventions and easy drawing proportions.

- a) Engine parts – stuffing boxes, cross heads, Eccentrics, Petrol Engine connecting rod, piston assembly.
- b) Other machine parts - Screws jacks, Machine Vices Plummer block, Tailstock.
- c) Valves : Steam stop valve, spring loaded safety valve, feed check valve and air cock.

NOTE : First angle projection to be adopted. The student should be able to provide working drawings of actual parts.

TEXT BOOKS:

1. Machine Drawing – Dhawan, S.Chand Publications
2. Machine Drawing –K.L. Narayana, P.Kannaiah & K. Venkata Reddy / New Age/ Publishers.

REFERENCES:

1. Machine Drawing – N.Siddeswar, K.Kannaiah & V.V.S.Sastry - TMH
2. Machine Drawing – P.S.Gill,
3. Machine Drawing – Luzzader
4. Machine Drawing – Rajput
5. Machine Drawing – N.D. Junnarkar, Pearson
6. Machine Drawing – Ajeeth Singh, McGraw Hill
7. Machine Drawing – KC John, PHI
8. Machine Drawing – B Battacharya, Oxford
9. Machine Drawing – Gowtham and Gowtham, Pearson

II Year – II SEMESTER

T P C
0 3 2

FLUID MECHANICS & HYDRAULIC MACHINERY LAB

Course Objective: To impart practical exposure on the performance evaluation methods of various flow measuring equipment and hydraulic turbines and pumps.

1. Impact of jets on Vanes.
2. Performance Test on Pelton Wheel.
3. Performance Test on Francis Turbine.
4. Performance Test on Kaplan Turbine.
5. Performance Test on Single Stage Centrifugal Pump.
6. Performance Test on Multi Stage Centrifugal Pump.
7. Performance Test on Reciprocating Pump.
8. Calibration of Venturimeter.
9. Calibration of Orifice meter.
10. Determination of friction factor for a given pipe line.
11. Determination of loss of head due to sudden contraction in a pipeline.
12. Turbine flow meter.

II Year – II SEMESTER**T P C**
0 3 2**PRODUCTION TECHNOLOGY LAB**

Course Objective: To impart hands-on practical exposure on manufacturing processes and equipment.

Minimum of 12 Exercises need to be performed

I. METAL CASTING :

1. Pattern Design and making - for one casting drawing.
2. Sand properties testing - for strength and permeability
3. Mould preparation, Melting and Casting

II WELDING:

1. Gas welding
2. Gas cutting
3. Manual metal arc welding - Lap & Butt Joints
4. TIG/MIG Welding
5. Resistance Spot Welding
6. Brazing and soldering

III METAL FORMING AND POWDER METALLURGY:

1. Blanking & Piercing operations and study of simple, compound and progressive dies.
2. Deep drawing and extrusion operations.
3. Bending and other operations
4. Basic powder compaction and sintering

IV PROCESSING OF PLASTICS

1. Injection Moulding
2. Blow Moulding

II Year – II SEMESTER

T P C
0 3 2

THERMAL ENGINEERING LAB

Objective: To impart practical exposure to the student on the performance evaluation methods of various types of internal combustion engines and compressors.

1. I.C. Engines valve / port timing diagrams.
2. I.C. Engines performance test (4 -stroke diesel engines)
3. I.C. Engines performance test on 2-stroke petrol.
4. Evaluation of engine friction by conducting Morse test on 4-stroke multi cylinder petrol engine.
5. Determination of FHP by retardation and motoring test on IC engine.
6. I.C. Engines heat balance.
7. Economical speed test of an IC engine.
8. Performance test on variable compression ratio engines.
9. Performance test on reciprocating air compressor unit.
10. Study of boilers
11. Dis-assembly / assembly of Engines.

Outcomes:

The student will be able to calculate the various efficiencies, various horse powers and energy balance for several types of Internal Combustions Engines and compressors.

III Year – I SEMESTER**T P C**
3+1* 0 3**DYNAMICS OF MACHINERY****Course Objectives:**

1. To equip the student with fundamental knowledge of dynamics of machines so that student can appreciate problems of dynamic force balance, transmissibility of forces, isolation of systems, vibrations.
2. Develop knowledge of analytical and graphical methods for calculating balancing of rotary and reciprocating masses.
3. Develop understanding of vibrations and its significance on engineering design.
4. Develop understanding of dynamic balancing, flywheel analysis, gyroscopic forces and moments.

UNIT – I

PRECESSION: Gyroscopes, effect of precession motion on the stability of moving vehicles such as motor car, motor cycle, aero planes and ships, static and dynamic force analysis of planar mechanisms, (Demonstration of models in video show).

UNIT – II

FRICITION: Inclined plane, friction of screw and nuts, pivot and collar, uniform pressure, uniform wear, friction circle and friction axis: lubricated surfaces, boundary friction, film lubrication.

CLUTCHES: Friction clutches- single disc or plate clutch, multiple disc clutch, cone clutch, centrifugal clutch.

BRAKES AND DYNAMOMETERS: Simple block brakes, internal expanding brake, band brake of vehicle. General description and operation of dynamometers: Prony, Rope brake, Epicyclic, Bevis Gibson and belt transmission,

UNIT – III

TURNING MOMENT DIAGRAMS: Dynamic force analysis of slider crank mechanism, inertia torque, angular velocity and acceleration of connecting rod, crank effort and turning moment diagrams – fluctuation of energy – fly wheels and their design.

UNIT-IV

GOVERNERS: Watt, porter and proell governors, spring loaded governors

– Hartnell and Hartung with auxiliary springs. sensitiveness, isochronism and hunting.

UNIT – V

BALANCING: Balancing of rotating masses single and multiple – single and different planes, use analytical and graphical methods. Primary, secondary, and higher balancing of reciprocating masses. analytical and graphical methods, unbalanced forces and couples – examination of “V” multi cylinder in line and radial engines for primary and secondary balancing, locomotive balancing, hammer blow, swaying couple, variation of tractive effort.

UNIT – VI

VIBRATIONS: Free Vibration of spring mass system – oscillation of pendulums, centers of oscillation and suspension. transverse loads, vibrations of beams with concentrated and distributed loads. Dunkerly’s methods, Raleigh’s method, whirling of shafts, critical speeds, torsional vibrations, two and three rotor systems, Simple problems on forced damped vibration, vibration isolation and transmissibility.

TEXT BOOKS :

1. Theory of Machines / S.S Ratan/ Mc. Graw Hill Publ.
2. Mechanism and machine theory by Ashok G. Ambedkar, PHI Publications.

REFERENCES :

1. Mechanism and Machine Theory / JS Rao and RV Dukkipati / New Age.
2. Theory of Machines / Shiegly / MGH
3. Theory of Machines / Thomas Bevan / CBS Publishers
4. Theory of machines / Khurmi / S.Chand.

Course outcomes:

Upon successful completion of this course the student should be able to:

1. Analyze stabilization of sea vehicles, aircrafts and automobile vehicles.
2. Compute frictional losses, torque transmission of mechanical systems.
3. Analyze dynamic force analysis of slider crank mechanism and design of flywheel.
4. Understand how to determine the natural frequencies of continuous systems starting from the general equation of displacement.
5. Understand balancing of reciprocating and rotary masses.

III Year – I SEMESTER**T P C**
3+1* 0 3**METAL CUTTING & MACHINE TOOLS****Course objectives:**

1. The course provides students with fundamental knowledge and principles in material removal processes.
2. In this course, the students apply the fundamentals and principles of metal cutting to practical applications through multiple labs using lathes, milling machines, grinding machines, and drill presses, Computer Numerical Control etc.
3. To demonstrate the fundamentals of machining processes and machine tools.
4. To develop knowledge and importance of metal cutting parameters.
5. To develop fundamental knowledge on tool materials, cutting fluids and tool wear mechanisms.
6. To apply knowledge of basic mathematics to calculate the machining parameters for different machining processes.

UNIT – I**FUNDAMENTALS OF MACHINING:**

Elementary treatment of metal cutting theory – element of cutting process – geometry of single point tool angles, chip formation and types of chips – built up edge and its effects chip breakers, mechanics of orthogonal cutting – Merchant's force diagram, cutting forces, cutting speeds, feed, depth of cut, tool life, coolants, tool materials.

UNIT – II**LATHE MACHINES:**

Engine lathe – principle of working, specification of lathe – types of lathe – work holders tool holders – box tools taper turning, thread turning – for lathes and attachments, constructional features of speed gear box and feed gear box. Turret and capstan lathes – collet chucks – other work holders – tool holding devices – box and tool layout. Principal features of automatic lathes – classification – single spindle and multi-spindle automatic lathes – tool layout and cam design for automats.

UNIT – III

SHAPING, SLOTTING AND PLANNING MACHINES: Principles of working – principal parts – specifications, operations performed, machining time calculations.

DRILLING & BORING MACHINES: Principles of working, specifications, types, operations performed – tool holding devices – twist drill – Boring Machines – fine Boring Machines – jig boring machine, deep hole Drilling Machine.

UNIT – IV

MILLING MACHINES: Principles of working – specifications – classification of Milling Machines – Principle features of horizontal, vertical and universal Milling Machine, machining operations, types of cutters, geometry of milling cutters – methods of indexing, accessories to milling machines.

UNIT –V

FINISHING PROCESSES: Theory of grinding – classification of grinding machines, cylindrical and surface grinding machines, tool and cutter grinding machines, different types of abrasives, bonds, specification and selection of a grinding wheel. Lapping, Honing & Broaching operations, comparison to grinding.

UNIT - VI

JIGS & FIXTURES: Principles of design of jigs and fixtures and uses, classification of jigs & fixtures, principles of location and clamping, types of clamping & work holding devices, typical examples of jigs and fixtures.

CNC MACHINE TOOLS: CNC Machines, working principle, classification, constructional features of CNC machines, CNC controller, types of motion controls in CNC machines, applications of CNC machines.

TEXT BOOKS:

1. Production Technology by R.K. Jain and S.C. Gupta.
2. Workshop Technology – B.S.Raghu Vamshi – Vol II

REFERENCES:

1. Metal cutting Principles by M.C. Shaw
2. Metal cutting and machine tools by Boothroyd
3. Production Technology by H.M.T. (Hindustan Machine Tools).
4. Production Engineering, K.C Jain & A.K Chitale, PHI Publishers

5. Manufacturing technology II, P.N Rao
6. Technology of machine tools, S.F.Krar, A.R. Gill, Peter SMID, TMH (I)

Course Outcomes :

Upon successful completion of this course, the students will be able to:

- 1) Apply cutting mechanics to metal machining based on cutting force and power consumption.
- 2) Operate lathe, milling machines, drill press, grinding machines, etc.
- 3) Select cutting tool materials and tool geometries for different metals.
- 4) Select appropriate machining processes and conditions for different metals.
- 5) Learn machine tool structures and machining economics.
- 6) Write simple CNC programs and conduct CNC machining.

III Year – I SEMESTER

T P C
3+1* 0 3

DESIGN OF MACHINE MEMBERS – I

Course Objectives:

1. The student shall gain appreciation and understanding of the design function in mechanical engineering, the steps involved in designing and the relation of design activity with manufacturing activity
2. Selection of proper materials to different machine elements based on their physical and mechanical properties.
3. Learn and understanding of the different types of failure modes and criteria.
4. Procedure for the different machine elements such as fasteners, shafts, couplings, keys, axially loaded joints etc.

UNIT – I

INTRODUCTION: General considerations in the design of Engineering Materials and their properties – selection –Manufacturing consideration in design, tolerances and fits –BIS codes of steels.

STRESSES IN MACHINE MEMBERS: Simple stresses – combined stresses – torsional and bending stresses – impact stresses – stress strain relation – various theories of failure – factor of safety – design for strength and rigidity – preferred numbers. the concept of stiffness in tension, bending, torsion and combined situations – static strength design based on fracture toughness.

UNIT – II

STRENGTH OF MACHINE ELEMENTS: Stress concentration – theoretical stress concentration factor – fatigue stress concentration factor notch sensitivity – design for fluctuating stresses – endurance limit – estimation of endurance strength – goodman’s line – soderberg’s line – modified goodman’s line.

UNIT – III

Riveted and welded joints – design of joints with initial stresses – eccentric loading.

Bolted joints – design of bolts with pre-stresses – design of joints under eccentric loading – locking devices – both of uniform strength, different seals.

UNIT – IV

KEYS, COTTERS AND KNUCKLE JOINTS: Design of keys-stresses in keys-cotter joints-spigot and socket, sleeve and cotter, jib and cotter joints-knuckle joints.

SHAFTS: Design of solid and hollow shafts for strength and rigidity – design of shafts for combined bending and axial loads – shaft sizes – BIS code. Use of internal and external circlips, gaskets and seals (stationary & rotary).

UNIT – V

SHAFT COUPLING: Rigid couplings – muff, split muff and flange couplings, flexible couplings – flange coupling (modified).

UNIT – VI**MECHANICAL SPRINGS:**

Stresses and deflections of helical springs – extension -compression springs – springs for fatigue loading, energy storage capacity – helical torsion springs – co-axial springs, leaf springs.

TEXT BOOKS:

1. Machine Design, V.Bandari, TMH Publishers
2. Machine design – Pandya & Shah
3. Machine Design PSG Data hand book

REFERENCES:

1. Design of Machine Elements / V.M. Faïres
2. Machine design / Schaum Series.
3. Data books (1) PSG College of technology (2) Mahadevan

Course outcomes:

Upon successful completion of this course student should be able to:

1. Apply the design procedure to engineering problems, including the consideration of technical and manufacturing constraints.
2. Select suitable materials and significance of tolerances and fits in critical design applications.
3. Utilize design data hand book and design the elements for strength, stiffness and fatigue.
4. Identify the loads, the machine members subjected and calculate static and dynamic stresses to ensure safe design.

III Year – I SEMESTER

T P C
3+1* 0 3

INSTRUMENTATION & CONTROL SYSTEMS

Course Objectives:

The course focuses on imparting the principles of measurement which includes the working mechanism of various sensors and devices, that are in use to measure the important physical variables of various mechatronic systems.

UNIT – I

Definition – Basic principles of measurement – measurement systems, generalized configuration and functional descriptions of measuring instruments – examples. dynamic performance characteristics – sources of error, classification and elimination of error.

Measurement of Displacement: Theory and construction of various transducers to measure displacement – piezo electric, inductive, capacitance, resistance, ionization and photo electric transducers, calibration procedures.

UNIT – II

MEASUREMENT OF TEMPERATURE: Classification – ranges – various principles of measurement – expansion, electrical resistance – thermistor – thermocouple – pyrometers – temperature indicators.

MEASUREMENT OF PRESSURE: Units – classification – different principles used. manometers, piston, bourdon pressure gauges, bellows – diaphragm gauges. low pressure measurement – thermal conductivity gauges – ionization pressure gauges, mcLeod pressure gauge.

UNIT – III

MEASUREMENT OF LEVEL : Direct method – indirect methods – capacitive, ultrasonic, magnetic, cryogenic fuel level indicators – bubbler level indicators.

FLOW MEASUREMENT: Rotameter, magnetic, ultrasonic, turbine flow meter, hot – wire anemometer, laser doppler anemometer (LDA).

MEASUREMENT OF SPEED : Mechanical tachometers – electrical tachometers – stroboscope, noncontact type of tachometer

Measurement of Acceleration and Vibration: Different simple instruments – principles of seismic instruments – vibrometer and accelerometer using this principle.

UNIT – IV

STRESS STRAIN MEASUREMENTS : Various types of stress and strain measurements – electrical strain gauge – gauge factor – method of usage of resistance strain gauge for bending compressive and tensile strains – usage for measuring torque, strain gauge rosettes.

UNIT – V

MEASUREMENT OF HUMIDITY – Moisture content of gases, sling psychrometer, absorption psychrometer, dew point meter.

MEASUREMENT OF FORCE, TORQUE AND POWER- Elastic force meters, load cells, torsion meters, dynamometers.

UNIT – VI

ELEMENTS OF CONTROL SYSTEMS : Introduction, importance – classification – open and closed systems, servomechanisms–examples with block diagrams–temperature, speed & position control systems.

TEXT BOOKS:

1. Measurement Systems: Applications & design by D.S Kumar.
2. Mechanical Measurements / BeckWith, Marangoni,Linehard, PHI / PE.

REFERENCES:

1. Measurement systems: Application and design, Doebelin Earnest. O. Adaptation by Manik and Dhanesh/ TMH.
2. Experimental Methods for Engineers / Holman.
3. Mechanical and Industrial Measurements / R.K. Jain/ Khanna Publishers.
4. Instrumentation, measurement & analysis by B.C.Nakra & K.K.Choudhary, TMH.

Course outcomes:

After undergoing the course the student can select appropriate device for the measurement of parameters like temperature, pressure, speed, stress, humidity, flow velocity etc., and justify its use through characteristics and performance.

III Year – I SEMESTER

T	P	C
3+1*	0	3

THERMAL ENGINEERING – II**(Use of steam tables and Mollier chart is allowed)****Course objectives:**

This course is intended to provide basic knowledge of components being used in steam and gas power plant cycles and to analyse the energy transfers and transformations in these components including individual performance evaluation.

UNIT – I

BASIC CONCEPTS: Rankine cycle - schematic layout, thermodynamic analysis, concept of mean temperature of heat addition, methods to improve cycle performance – regeneration & reheating. combustion: fuels and combustion, concepts of heat of reaction, adiabatic flame temperature, stoichiometry, flue gas analysis.

UNIT II

BOILERS : Classification – working principles of L.P & H.P boilers with sketches – mountings and accessories – working principles, boiler horse power, equivalent evaporation, efficiency and heat balance – draught, classification – height of chimney for given draught and discharge, condition for maximum discharge, efficiency of chimney – artificial draught, induced and forced.

UNIT – III

STEAM NOZZLES: Function of a nozzle – applications - types, flow through nozzles, thermodynamic analysis – assumptions -velocity of fluid at nozzle exit-Ideal and actual expansion in a nozzle, velocity coefficient, condition for maximum discharge, critical pressure ratio, criteria to decide nozzle shape: Super saturated flow, its effects, degree of super saturation and degree of under cooling - Wilson line.

STEAM TURBINES: Classification – impulse turbine; mechanical details – velocity diagram – effect of friction – power developed, axial thrust, blade or diagram efficiency – condition for maximum efficiency. De-laval turbine - methods to reduce rotor speed-velocity compounding, pressure compounding and velocity & pressure compounding, velocity and pressure variation along the flow – combined velocity diagram for a velocity compounded impulse turbine, condition for maximum efficiency.

UNIT IV

REACTION TURBINE: Mechanical details – principle of operation, thermodynamic analysis of a stage, degree of reaction – velocity diagram – Parson's reaction turbine – condition for maximum efficiency – calculation of blade height.

STEAM CONDENSERS: Requirements of steam condensing plant – classification of condensers – working principle of different types – vacuum efficiency and condenser efficiency – air leakage, sources and its affects, air pump- cooling water requirement.

UNIT – V

GAS TURBINES: Simple gas turbine plant – ideal cycle, essential components – parameters of performance – actual cycle – regeneration, inter cooling and reheating – closed and semi-closed cycles – merits and demerits, types of combustion chambers.

UNIT – VI

JET PROPULSION : Principle of operation – classification of jet propulsive engines – working principles with schematic diagrams and representation on t-s diagram - thrust, thrust power and propulsion efficiency – turbo jet engines – needs and demands met by turbo jet – schematic diagram, thermodynamic cycle, performance evaluation, thrust augmentation – methods.

Rockets : Application – working principle – classification – propellant type – thrust, propulsive efficiency – specific impulse – solid and liquid propellant rocket engines.

TEXT BOOKS:

1. Thermodynamics and Heat Engines, Volume 2 - R.Yadav- Central book depot.
2. Gas Turbines – V.Ganesan /TMH
3. Heat Engineering – V.P Vasandani and D.S Kumar- Metropolitan Book Company, New Delhi

REFERENCES:

1. Gas Turbines and Propulsive Systems – P.Khajuria & S.P.Dubey - /Dhanpatrai
2. Gas Turbines / Cohen, Rogers and Saravana Muttoo / Addison Wesley – Longman
3. Thermal Engineering-R.S Khurmi/JS Gupta/S.Chand.

4. Thermal Engineering-P.L.Bellaney/ Khanna publishers.
5. Thermal Engineering-M.L.Marthur & Mehta/Jain bros

Course outcomes:

After undergoing this course the student is expected to understand the working of steam and gas power plant cycles and also should be able to analyze and evaluate the performance of individual components. The student also should be in a position to understand basic principles of Jet propulsion and rocket engineering.

III Year – I SEMESTER

T	P	C
3+1*	0	3

METROLOGY**Course objectives:**

The students will learn

1. Inspection of engineering parts with various precision instruments.
2. Design of part, tolerances and fits.
3. Principles of measuring instruments and gauges and their uses.
4. Evaluation and inspection of surface roughness.
5. Inspection of spur gear and thread elements.
6. Machine tool testing to evaluate machine tool quality.

UNIT-I

SYSTEMS OF LIMITS AND FITS: Introduction, nominal size, tolerance, limits, deviations, fits -Unilateral and bilateral tolerance system, hole and shaft basis systems- interchangeability, deterministic & statistical tolerancing, selective assembly. International standard system of tolerances, selection of limits and tolerances for correct functioning.

UNIT-II

LINEAR MEASUREMENT: Length standards, end standards, slip gauges- calibration of the slip gauges, dial indicators, micrometers.

MEASUREMENT OF ANGLES AND TAPERS:

Different methods – bevel protractor, angle slip gauges- angle dekkor- spirit levels- sine bar- sine table, rollers and spheres used to measure angles and tapers.

LIMIT GAUGES:

Taylor's principle – design of go and no go gauges; plug, ring, snap, gap, taper, profile and position gauges.

UNIT-III

OPTICAL MEASURING INSTRUMENTS: Tools maker's microscope and uses - autocollimators, optical projector, optical flats and their uses.

INTERFEROMETRY:

Interference of light, Michaleson's interferometer, NPL flatness interferometer, and NPL gauge interferometer.

UNIT-IV

SURFACE ROUGHNESS MEASUREMENT: Differences between

surface roughness and surface waviness – Numerical assessment of surface finish-CLA, Rt., R.M.S. Rz, R10 values, Method of measurement of surface finish – Profilograph, Talysurf, ISI symbols for indication of surface finish.

COMPARATORS: Types - mechanical, optical, electrical and electronic, pneumatic comparators and their uses.

UNIT – V

GEAR MEASUREMENT: Nomenclature of gear tooth, tooth thickness measurement with gear tooth vernier & flange micro meter, pitch measurement, total composite error and tooth to tooth composite errors, rolling gear tester, involute profile checking.

SCREW THREAD MEASUREMENT: Elements of measurement – errors in screw threads- concept of virtual effective diameter, measurement of effective diameter, angle of thread and thread pitch, and profile thread gauges.

UNIT – VI

FLATNESS MEASUREMENT:

Measurement of flatness of surfaces- instruments used- straight edges- surface plates – auto collimator.

MACHINE TOOL ALIGNMENT TESTS: Principles of machine tool alignment testing on lathe, drilling and milling machines.

TEXT BOOKS:

1. Engineering Metrology by R.K.Jain / Khanna Publishers
2. Engineering Metrology by Mahajan / Dhanpat Rai Publishers

REFERENCE BOOKS:

1. Dimensional Metrology, Connie Dotson, Cengage Learning.
2. Engineering Metrology by I.C.Gupta / Dhanpat Rai Publishers.
3. Precision Engineering in Manufacturing by R.L.Murthy / New Age.
4. Engineering Metrology and Measurements by NV Raghavendra, L Krishna murthy, Oxford publishers.
5. Engineering Metrology by KL Narayana, Scitech publishers.

Course outcomes:

Students will be able to design tolerances and fits for selected product quality. They can choose appropriate method and instruments for inspection of various gear elements and thread elements. They can understand the standards of length, angles, they can understand the evaluation of surface finish and measure the parts with various comparators. The quality of the machine tool with alignment test can also be evaluated by them.

III Year – I SEMESTER**T P C**
0 3 2**METROLOGY & INSTRUMENTATION LAB****Course Objectives:**

The Metrology and instrumentation Laboratory course is designed for measuring and gauging instruments for inspection of precision linear, geometric forms, angular and surface finish measurements. The student can learn the measurements with and calibration of instruments. They also understand the machine tool alignment test. Instrumentation lab introduces the students with the theory and methods for conducting experimental work in the laboratory and calibration of various instruments for measuring pressure, temperature, displacement, speed, vibration etc.

Note: The students have to conduct at least 8 experiments from each lab.

METROLOGY LAB

1. Measurement of lengths, heights, diameters by vernier calipers, micrometers etc.
2. Measurement of bores by internal micrometers and dial bore indicators.
3. Use of gear tooth vernier caliper for tooth thickness inspection and flange micro meter for checking the chordal thickness of spur gear.
4. Machine tool alignment test on the lathe.
5. Machine tool alignment test on drilling machine.
6. Machine tool alignment test on milling machine.
7. Angle and taper measurements with bevel protractor, Sine bars, rollers and balls.
8. Use of spirit level in finding the straightness of a bed and flatness of a surface.
9. Thread inspection with two wire/ three wire method & tool makers microscope.
10. Surface roughness measurement with roughness measuring instrument.

INSTRUMENTATION LAB

1. Calibration of pressure gauge.
2. Calibration of transducer for temperature measurement.
3. Study and calibration of LVDT transducer for displacement measurement.

4. Calibration of strain gauge.
5. Calibration of thermocouple.
6. Calibration of capacitive transducer.
7. Study and calibration of photo and magnetic speed pickups.
8. Calibration of resistance temperature detector.
9. Study and calibration of a rotameter.
10. Study and use of a seismic pickup for the measurement of vibration amplitude of an engine bed at various loads.
11. Study and calibration of Mcleod gauge for low pressure.

Course outcomes:**Metrology Lab**

Student will become familiar with the different instruments that are available for linear, angular, roundness and roughness measurements they will be able to select and use the appropriate measuring instrument according to a specific requirement (in terms of accuracy, etc).

Instrumentation Lab:

Students will be able to select proper measuring instrument and know requirement of calibration, errors in measurement etc. They can perform accurate measurements.

III Year – I SEMESTER

T **P** **C**
0 **3** **2**

MACHINE TOOLS LAB

Course objectives:

The students are required to understand the parts of various machine tools and operate them. They are required to understand the different shapes of products that can be produced on these machine tools.

1. Introduction of general purpose machines -lathe, drilling machine, milling machine, shaper, planing machine, slotting machine, cylindrical grinder, surface grinder and tool and cutter grinder.
2. Step turning and taper turning on lathe machine
3. Thread cutting and knurling on -lathe machine.
4. Drilling and tapping
5. Shaping and planing
6. Slotting
7. Milling
8. Cylindrical surface grinding
9. Grinding of tool angles.

Course outcomes:

The students can operate different machine tools with understanding of work holders and operating principles to produce different part features to the desired quality.

III Year – I SEMESTER**T P C**
0 3 2**INTELLECTUAL PROPERTY RIGHTS AND PATENTS****Unit I**

Introduction to Intellectual Property Law – Evolutionary past – Intellectual Property Law Basics - Types of Intellectual Property - Innovations and Inventions of Trade related Intellectual Property Rights – Agencies Responsible for Intellectual Property Registration – Infringement - Regulatory – Over use or Misuse of Intellectual Property Rights - Compliance and Liability Issues.

Unit II

Introduction to Copyrights – Principles of Copyright – Subject Matters of Copyright – Rights Afforded by Copyright Law –Copyright Ownership – Transfer and Duration – Right to Prepare Derivative Works –Rights of Distribution – Rights of performers – Copyright Formalities and Registration – Limitations – Infringement of Copyright – International Copyright Law- Semiconductor Chip Protection Act.

Unit III

Introduction to Patent Law – Rights and Limitations – Rights under Patent Law – Patent Requirements – Ownership and Transfer – Patent Application Process and Granting of Patent – Patent Infringement and Litigation – International Patent Law – Double Patenting – Patent Searching – Patent Cooperation Treaty – New developments in Patent Law- Invention Developers and Promoters.

Unit IV

Introduction to Trade Mark – Trade Mark Registration Process – Post registration procedures – Trade Mark maintenance – Transfer of rights – Inter parties Proceedings – Infringement – Dilution of Ownership of Trade Mark – Likelihood of confusion – Trade Mark claims – Trade Marks Litigation – International Trade Mark Law.

Unit V

Introduction to Trade Secrets – Maintaining Trade Secret – Physical Security – Employee Access Limitation – Employee Confidentiality Agreement – Trade Secret Law – Unfair Competition – Trade Secret Litigation – Breach of Contract – Applying State Law.

Unit VI

Introduction to Cyber Law – Information Technology Act - Cyber Crime and E-commerce – Data Security – Confidentiality – Privacy - International aspects of Computer and Online Crime.

REFERENCE BOOKS:

1. Deborah E.Bouchoux: “Intellectual Property”. Cengage learning , New Delhi.
2. Kompal Bansal & Parishit Bansal "Fundamentals of IPR for Engineers", BS Publications (Press).
3. Cyber Law. Texts & Cases, South-Western’s Special Topics Collections.
4. Prabhuddha Ganguli: ‘ Intellectual Property Rights’ Tata Mc-Graw – Hill, New Delhi.
5. Richard Stim: "Intellectual Property", Cengage Learning, New Delhi.
6. R. Radha Krishnan, S. Balasubramanian: "Intellectual Property Rights", Excel Books. New Delhi.
7. M.Ashok Kumar and Mohd.Iqbal Ali: “Intellectual Property Right” Serials Pub.

III Year – II SEMESTER

T	P	C
3+1*	0	3

OPERATIONS RESEARCH**Course Objectives:**

To learn the importance of Operations Research in the design, planning, scheduling, manufacturing and business applications and to use the various techniques of Operations Research in solving such problems.

UNIT – I

Development – definition– characteristics and phases – types of operation research models – applications.

ALLOCATION: Linear programming problem formulation – graphical solution – simplex method – artificial variables techniques -two–phase method, big-M method – duality principle.

UNIT – II

TRANSPORTATION PROBLEM: Formulation – optimal solution, unbalanced transportation problem – degeneracy, assignment problem – formulation – optimal solution - variants of assignment problem- traveling salesman problem.

SEQUENCING – Introduction – flow –shop sequencing – n jobs through two machines – n jobs through three machines – job shop sequencing – two jobs through ‘ m ’ machines.

UNIT – III

REPLACEMENT: Introduction – replacement of items that deteriorate with time – when money value is not counted and counted – replacement of items that fail completely, group replacement.

UNIT – IV

THEORY OF GAMES: Introduction – mini. max (max. mini) – criterion and optimal strategy – solution of games with saddle points – rectangular games without saddle points – 2×2 games – dominance principle – $m \times 2$ & $2 \times n$ games -graphical method.

WAITING LINES: Introduction – single channel – poisson arrivals – exponential service times – with infinite population and finite population models– multichannel – poisson arrivals – exponential service times with infinite population single channel poisson arrivals.

UNIT – V

INVENTORY : Introduction – single item – deterministic models – purchase inventory models with one price break and multiple price breaks – shortages are not allowed – stochastic models – demand may be discrete variable or continuous variable – instantaneous production. Instantaneous demand and continuous demand and no set up cost. ABC & VED Analysis.

UNIT – VI

DYNAMIC PROGRAMMING: Introduction – Bellman’s principle of optimality – applications of dynamic programming- capital budgeting problem – shortest path problem – linear programming problem.

SIMULATION: Definition – types of simulation models – phases of simulation– applications of simulation – inventory and queuing problems – advantages and disadvantages – simulation languages.

TEXT BOOKS:

1. Operations Research / S.D.Sharma-Kedarnath

REFERENCES:

1. Introduction to O.R/Hiller & Libermann (TMH).
2. Operations Research / A.M.Natarajan, P. Balasubramani, A. Tamilarasi / Pearson Education.
3. Operations Research: Methods & Problems / Maurice Saseini, Arhur Yaspan & Lawrence Friedman.
4. Operations Research / R.Pannerselvam, PHI Publications.
5. Operations Research / Wagner/ PHI Publications.
6. Operation Research / J.K.Sharma/MacMilan.
7. Operations Research/ Pai/ Oxford Publications
8. Operations Research/S Kalavathy / Vikas Publishers
9. Operations Research / DS Cheema/University Science Press
10. Operations Research / Ravindran, Philips, Solberg / Wiley publishers.

Course Outcomes:

After completion of the course, the student will be able to:

To solve the LP and DP problems.

To solve the Transportation, assignment, game, inventory, replacement, sequencing, queuing problems.

III Year – II SEMESTER

T	P	C
3+1*	0	3

INTERACTIVE COMPUTER GRAPHICS**Course objectives:**

This course allows the students to:

1. Understand the fundamental concepts and theory of computer graphics.
2. Understand modeling, and interactive control of 3D computer graphics applications.
3. The underlying parametric surface concepts be understood.
4. Learn multimedia authoring tools.

UNIT-I

INTRODUCTION: Application areas of computer graphics, overview of graphic system, video-display devices, raster-scan systems, random scan systems, graphics monitors and work stations and input devices.

UNIT-II

OUTPUT PRIMITIVES: Points and lines, line drawing algorithms, mid-point circle algorithm,

Filled area primitives: scan-line polygon fill algorithm, boundary-fill and flood-fill algorithm.

2-D GEOMETRICAL TRANSFORMATIONS: Translation, scaling, rotation, reflection and shear transformation matrix representations and homogeneous co-ordinates, composite transformations, transformations between coordinates.

UNIT -III

2-D VIEWING : The viewing pipe-line, viewing coordinate reference frame, window to view-port co-ordinate transformations, viewing function, Cohen-Sutherland and Cyrus-beck line clipping algorithms, Sutherland-Hodgeman polygon clipping algorithm.

UNIT -IV

3-D OBJECT REPRESENTATION: spline representation, Hermite curve, Bezier curve and B-spline curve, Polygon surfaces, quadric surfaces, Solid modeling Schalars – wire frame, CSG, B-rep. Bezier and B-spline surfaces, Basic illumination models, shading algorithms.

UNIT -V

3-D GEOMETRIC TRANSFORMATIONS: Translation, rotation, scaling, reflection and shear transformation and composite transformations. Visible surface detection methods: Classification, back-face detection, depth-buffer, scan-line, depth sorting.

UNIT-VI

COMPUTER ANIMATION: Design of animation sequence, general computer animation functions, raster animation, computer animation language, key frame system, motion specification.

TEXT BOOKS:

1. “Computer Graphics C version” Donald Hearn and M. Pauline Baker, Pearson/PHI
2. “Computer Graphics Principles & practice”, second edition in C, Foley, VanDam, Feiner and Hughes, Pearson Education.

REFERENCES:

1. “Computer Graphics Second edition”, Zhigand xiang, Roy Plastock, Schaum’s outlines, Tata Mc-Graw hill edition.
2. Procedural elements for Computer Graphics, David F Rogers, Tata Mc Graw hill, 2nd edition.
3. “Principles of Interactive Computer Graphics”, Neuman and Sproul, TMH.
4. Computer Graphics, Steven Harrington, TMH.

Course outcomes:

Upon successful completion of the course, students will be able to:

1. Use the principles and commonly used paradigms and techniques of computer graphics.
2. Write basic graphics application programs including animation.
3. Design programs to display graphic images to given specifications.
4. Possess in-depth knowledge of display systems, image synthesis, shape modeling, and interactive control of 3D computer graphics applications.

III Year – II SEMESTER

T	P	C
3+1*	0	3

DESIGN OF MACHINE MEMBERS– II

Course Objectives:

- This course gives the insight of slider and roller bearings and the life prediction.
- Learn to design I.C engine parts.
- Design the mechanical systems for power transmission elements such as gears,belts,ropes,chains, keys and levers.

UNIT – I

BEARINGS: Classification of bearings- applications, types of journal bearings – lubrication – bearing modulus – full and partial bearings – clearance ratio – heat dissipation of bearings, bearing materials – journal bearing design – ball and roller bearings – static loading of ball & roller bearings, bearing life.

UNIT – II

ENGINE PARTS: Connecting Rod: Thrust in connecting rod – stress due to whipping action on connecting rod ends – cranks and crank shafts, strength and proportions of over hung and center cranks – crank pins, crank shafts.

UNIT –III

Pistons, forces acting on piston – construction design and proportions of piston, cylinder, cylinder liners.

UNIT – IV

Design of curved beams: introduction, stresses in curved beams, expression for radius of neutral axis for rectangular, circular, trapezoidal and t-section, design of crane hooks, c –clamps.

UNIT – V

POWER TRANSMISSIONS SYSTEMS, PULLEYS: Transmission of power by belt and rope drives , transmission efficiencies, belts – flat and v types – ropes - pulleys for belt and rope drives, materials, chain drives

DESIGN OF POWER SCREWS: Design of screw, square ACME, buttress screws, design of nut, compound screw, differential screw, ball screw-possible failures.

UNIT – VI

SPUR & HELICAL GEAR DRIVES: Spur gears- helical gears – load concentration factor – dynamic load factor, surface compressive strength – bending strength – design analysis of spur gears – estimation of centre distance, module and face width, check for plastic deformation, check for dynamic and wear considerations.

MACHINE TOOL ELEMENTS: Levers and brackets: design of levers – hand levers-foot lever – cranked lever – lever of a lever loaded safety valve-rocker arm straight – angular- design of a crank pin – brackets- hangers- wall boxes.

TEXT BOOKS:

1. Machine Design, V.Bandari, TMH Publishers
2. Machine Design PSG Data hand book
3. Machine Design, Pandya & Shaw, Charotar publishers

REFERENCES:

1. Machine Design / R.N. Norton
2. Data Books : (I) P.S.G. College of Technology (ii) Mahadevan
3. Mech. Engg. Design / JE Shigley

Course outcomes:

At the end of the course

1. The student will able to select the suitable bearing based on the application of the loads and predict the life of the bearing.
2. Design power transmission elements such as gears, belts, chains, pulleys, ropes, levers and power screws.
3. Design of IC Engines parts.

III Year – II SEMESTER

T P C
3+1* 0 3

ROBOTICS

Course Objectives:

1. To give students practice in applying their knowledge of mathematics, science, and Engineering and to expand this knowledge into the vast area of robotics.
2. The students will be exposed to the concepts of robot kinematics, Dynamics, Trajectory planning.
3. Mathematical approach to explain how the robotic arm motion can be described.
4. The students will understand the functioning of sensors and actuators.

UNIT-I

INTRODUCTION: Automation and Robotics, CAD/CAM and Robotics – An over view of Robotics – present and future applications – classification by coordinate system and control system.

UNIT – II

COMPONENTS OF THE INDUSTRIAL ROBOTICS: Function line diagram representation of robot arms, common types of arms. Components, Architecture, number of degrees of freedom – Requirements and challenges of end effectors, determination of the end effectors, comparison of Electric, Hydraulic and Pneumatic types of locomotion devices.

UNIT – III

MOTION ANALYSIS: Homogeneous transformations as applicable to rotation and translation – problems.

MANIPULATOR KINEMATICS: Specifications of matrices, D-H notation joint coordinates and world coordinates Forward and inverse kinematics – problems.

UNIT – IV

Differential transformation and manipulators, Jacobians – problems

Dynamics: Lagrange – Euler and Newton – Euler formulations – Problems.

UNIT V

General considerations in path description and generation. Trajectory planning and avoidance of obstacles, path planning, Skew motion, joint

integrated motion –straight line motion – Robot programming, languages and software packages-description of paths with a robot programming language..

UNIT VI

ROBOT ACTUATORS AND FEED BACK COMPONENTS:

Actuators: Pneumatic, Hydraulic actuators, electric & stepper motors.

Feedback components: position sensors – potentiometers, resolvers, encoders – Velocity sensors.

ROBOT APPLICATIONS IN MANUFACTURING: Material Transfer - Material handling, loading and unloading- Processing - spot and continuous arc welding & spray painting - Assembly and Inspection.

TEXT BOOKS:

1. Industrial Robotics / Groover M P / Pearson Edu.
2. Robotics and Control / Mittal R K & Nagrath I J / TMH.

REFERENCES:

1. Robotics / Fu K S/ McGraw Hill.
2. Robotic Engineering / Richard D. Klafter, Prentice Hall.
3. Robot Analysis and Intelligence / Asada and Slow time / Wiley Inter-Science.
4. Introduction to Robotics / John J Craig / Pearson Edu.

Course outcomes:

Upon successful completion of this course you should be able to:

1. Identify various robot configuration and components.
2. Select appropriate actuators and sensors for a robot based on specific application.
3. Carry out kinematic and dynamic analysis for simple serial kinematic chains.
4. Perform trajectory planning for a manipulator by avoiding obstacles.

III Year – II SEMESTER

T	P	C
3+1*	0	3

HEAT TRANSFER

(Heat transfer data book allowed)

Course Objectives:

This course is intended to impart knowledge of principles of heat transfer and analyze the heat exchange process in various modes for the evaluation of rate of heat transfer and the temperature distribution in different configurations.

UNIT – I

INTRODUCTION: Modes and mechanisms of heat transfer – basic laws of heat transfer – General discussion about applications of heat transfer.

CONDUCTION HEAT TRANSFER: Fourier rate equation – general heat conduction equation in cartesian, cylindrical and Spherical coordinates. Steady, unsteady and periodic heat transfer – initial and boundary conditions.

ONE DIMENSIONAL STEADY STATE CONDUCTION HEAT TRANSFER: Homogeneous slabs, hollow cylinders and spheres – overall heat transfer coefficient – electrical analogy – critical radius of insulation- Variable thermal conductivity – systems with heat sources or heat generation.

UNIT – II

extended surface (fins) heat Transfer – long fin, fin with insulated tip and short fin, application to error measurement of temperature.

ONE DIMENSIONAL TRANSIENT CONDUCTION HEAT TRANSFER: Systems with negligible internal resistance – significance of biot and fourier numbers - chart solutions of transient conduction systems.

UNIT – III

CONVECTIVE HEAT TRANSFER: Classification of convective heat transfer – dimensional analysis as a tool for experimental investigation – Buckingham Pi Theorem for forced and free convection, application for developing semi – empirical non- dimensional correlation for convective heat transfer – Significance of non-dimensional numbers – concepts of continuity, momentum and Energy Equations.

UNIT –IV

FORCED CONVECTION

EXTERNAL FLOWS: Concepts about hydrodynamic and thermal

boundary layer and use of empirical correlations for convective heat transfer – flat plates and cylinders.

INTERNAL FLOWS: Concepts about hydrodynamic and thermal entry lengths – division of internal flow based on this – use of empirical relations for horizontal pipe flow and annulus flow.

FREE CONVECTION: Development of hydrodynamic and thermal boundary layer along a vertical plate – use of empirical relations for vertical plates and pipes.

UNIT V

HEAT TRANSFER WITH PHASE CHANGE

BOILING: Pool boiling – regimes- calculations on nucleate boiling, critical heat flux and film boiling.

CONDENSATION: Film wise and drop wise condensation – nusselt’s theory of condensation on a vertical plate - film condensation on vertical and horizontal cylinders using empirical correlations.

HEAT EXCHANGERS:

Classification of heat exchangers – overall heat transfer coefficient and fouling factor – concepts of LMTD and NTU methods – Problems.

UNIT VI

RADIATION HEAT TRANSFER:

Emission characteristics and laws of black-body radiation – Irradiation – total and monochromatic quantities – laws of Planck, Wien, Kirchoff, Lambert, Stefan and Boltzmann– heat exchange between two black bodies – concepts of shape factor – Emissivity – heat exchange between grey bodies – radiation shields – electrical analogy for radiation networks.

TEXT BOOKS:

1. Heat Transfer - HOLMAN/TMH
2. Heat Transfer – P.K.Nag/ TMH
3. Principles of Heat Transfer – Frank Kreith, RM Manglik & MS Bohn, Cengage learning publishers.

REFERENCE BOOKS:

1. Heat and Mass Transfer – Arora and Domkundwar, Dhanpatrai & sons.
2. Fundamentals of Engg. Heat and Mass Transfer / R.C.SACHDEVA / New Age International.
3. Heat and Mass Transfer –Cengel- McGraw Hill.

4. Heat and Mass Transfer – D.S.Kumar / S.K.Kataria & Sons.

Course outcomes:

The student after undergoing this course is expected to know the principles of heat transfer and be able to apply to practical situations where in heat exchange takes place through various modes of heat transfer including phase change.

III Year – II SEMESTER**T P C**
3+1* 0 3**INDUSTRIAL ENGINEERING & MANAGEMENT****Course Objectives:**

1. To impart fundamental knowledge and skill sets required in the Industrial Management and Engineering profession, which include the ability to apply basic knowledge of mathematics, probability and statistics, and the domain knowledge of Industrial Management and Engineering.
2. To produce graduates with the ability to adopt a system approach to design, develop, implement and innovate integrated systems that include people, materials, information, equipment and energy.
3. To enable students to understand the interactions between engineering, business, technological and environmental spheres in the modern society.
4. To enable students to understand their role as engineers and their impact to society at the national and global context.

Unit – I

INTRODUCTION: Definition of industrial engineering (I.E), development, applications, role of an industrial engineer, differences between production management and industrial engineering, quantitative tools of IE and productivity measurement. concepts of management, importance, functions of management, scientific management, Taylor's principles, theory X and theory Y, Fayol's principles of management.

Unit – II

PLANT LAYOUT: Factors governing plant location, types of production layouts, advantages and disadvantages of process layout and product layout, applications, quantitative techniques for optimal design of layouts, plant maintenance, preventive and breakdown maintenance.

Unit – III

OPERATIONS MANAGEMENT: Importance, types of production, applications, workstudy, method study and time study, work sampling, PMTS, micro-motion study, rating techniques, MTM, work factor system, principles of Ergonomics, flow process charts, string diagrams and Therbligs.

Unit – IV

STATISTICAL QUALITY CONTROL: Quality control, its importance, SQC, attribute sampling inspection with single and double sampling, Control charts – \bar{X} and R – charts \bar{X} AND S charts and their applications, numerical examples.

TOTAL QUALITY MANAGEMENT: zero defect concept, quality circles, implementation, applications, ISO quality systems. six sigma – definition, basic concepts

Unit – V

RESOURCE MANAGEMENT: Concept of human resource management, personnel management and industrial relations, functions of personnel management, Job-evaluation, its importance and types, merit rating, quantitative methods, wage incentive plans, types.

Unit - VI

VALUE ANALYSIS: Value engineering, implementation procedure, enterprise resource planning and supply chain management.

PROJECT MANAGEMENT: PERT, CPM – differences & applications, critical path, determination of floats, importance, project crashing, smoothing and numerical examples.

TEXT BOOKS:

1. Industrial Engineering and management by O.P Khanna, Khanna Publishers.
2. Industrial Engineering and Production Management, Martand Telsang, S.Chand & Company Ltd. New Delhi.

Reference Books:

1. Industrial Management by Bhattacharya DK, Vikas publishers.
2. Operations Management by J.G Monks, McGrawHill Publishers.
3. Industrial Engineering by Banga & Sharma.
4. Principles of Management by Koontz O' Donnel, McGraw Hill Publishers.
5. Statistical Quality Control by Gupta.
6. Industrial Engineering and Management by Raju, Cengage Publishers.

Course outcome:

Upon successful completion of this course you should be able to:

1. Design and conduct experiments, analyse, interpret data and synthesise valid conclusions.
2. Design a system, component, or process, and synthesise solutions to achieve desired needs.
3. Use the techniques, skills, and modern engineering tools necessary for engineering practice with appropriate considerations for public health and safety, cultural, societal, and environmental constraints.
4. Function effectively within multi-disciplinary teams and understand the fundamental precepts of effective project management.

III Year – II SEMESTER

T P C
3+1* 0 3

DEPARTMENTAL ELECTIVE – I

REFRIGERATION & AIR CONDITIONING

(Refrigeration and Psychrometric tables and charts allowed)

Course objectives:

The course is to understand the basic cycles of various refrigerating systems, their performance evaluation along with details of system components and refrigerant properties. The course is also aimed at imparting knowledge of psychrometric properties, processes which are used in airconditioning systems for comfort and industrial applications.

UNIT – I

INTRODUCTION TO REFRIGERATION: Necessity and applications – unit of refrigeration and C.O.P. – Mechanical refrigeration – types of ideal cycles of refrigeration. air refrigeration: bell coleman cycle - open and dense air systems – refrigeration systems used in air crafts and problems.

UNIT – II

VAPOUR COMPRESSION REFRIGERATION: Working principle and essential components of the plant – simple vapour compression refrigeration cycle – COP – representation of cycle on T-S and p-h charts – effect of sub cooling and super heating – cycle analysis – actual cycle influence of various parameters on system performance – use of p-h charts – numerical problems.

UNIT III

REFRIGERANTS – Desirable properties – classification - refrigerants used – nomenclature – ozone depletion – global warming.

VCR SYSTEM COMPONENTS: Compressors – general classification – comparison – advantages and disadvantages. condensers – classification – working principles evaporators – classification – working principles expansion devices – types – working principles.

UNIT IV

VAPOR ABSORPTION SYSTEM: Calculation of maximum COP – description and working of NH_3 – water system and Li Br –water (Two shell & Four shell) System, principle of operation three fluid absorption system, salient features.

STEAM JET REFRIGERATION SYSTEM: Working Principle and basic components. principle and operation of (i) thermoelectric refrigerator (ii) vortex tube.

UNIT – V

INTRODUCTION TO AIR CONDITIONING: Psychometric properties & processes – characterization of sensible and latent heat loads — need for ventilation, consideration of infiltration – load concepts of RSHP, GSHP-problems, concept of ESHF and ADP temperature.

Requirements of human comfort and concept of effective temperature-comfort chart –comfort air conditioning – requirements of industrial air conditioning, air conditioning load calculations.

UNIT – VI

AIR CONDITIONING SYSTEMS: Classification of equipment, cooling, heating humidification and dehumidification, filters, grills and registers, fans and blowers. heat pump – heat sources – different heat pump circuits.

TEXT BOOKS:

1. A Course in Refrigeration and Air conditioning / SC Arora & Domkundwar / Dhanpatrai.
2. Refrigeration and Air Conditioning / CP Arora / TMH.

REFERENCES:

1. Refrigeration and Air Conditioning / Manohar Prasad / New Age.
2. Principles of Refrigeration - Dossat / Pearson Education.
3. Basic Refrigeration and Air-Conditioning – Ananthanarayanan / TMH

Course outcomes: At the end of the course the students should be able to: After undergoing the course the student should be in a position to analyze various refrigerating cycles and evaluate their performance. The student also should be able to perform cooling load calculations and select the appropriate process and equipment for the required comfort and industrial airconditioning.

COMPUTATIONAL FLUID DYNAMICS (DEPARTMENTAL ELECTIVE – I)

Course Objectives:

The course aims at providing required numerical and software techniques for solving various engineering problems involving fluid flow.

UNIT-I

ELEMENTARY DETAILS IN NUMERICAL TECHNIQUES: Number system and errors, representation of integers, fractions, floating point arithmetic, loss of significance and error propagation, condition and instability, computational methods for error estimation, convergence of sequences.

UNIT – II

APPLIED NUMERICAL METHODS: Solution of a system of simultaneous linear algebraic equations, iterative schemes of matrix inversion, direct methods for matrix inversion, direct methods for banded matrices.

REVIEW OF EQUATIONS GOVERNING FLUID FLOW AND HEAT TRANSFER: Introduction, conservation of mass, Newton's second law of motion, expanded forms of navier-stokes equations, conservation of energy principle, special forms of the navier-stokes equations.

UNIT - III

Steady flow, dimensionless form of momentum and energy equations, stokes equation, conservative body force fields, stream function - vorticity formulation.

Finite difference applications in heat conduction and convection – heat conduction, steady heat conduction in a rectangular geometry, transient heat conduction, finite difference application in convective heat transfer, closure.

UNIT - IV

Finite differences, discretization, consistency, stability, and fundamentals of fluid flow modeling: introduction, elementary finite difference quotients, implementation aspects of finite-difference equations, consistency, explicit and implicit methods.

UNIT - V

Introduction to first order wave equation, stability of hyperbolic and elliptic equations, fundamentals of fluid flow modeling, conservative property, the upwind scheme.

UNIT -VI

FINITE VOLUME METHOD: Approximation of surface integrals, volume integrals, interpolation and differentiation practices, upwind interpolation, linear interpolation and quadratic interpolation.

TEXT BOOKS:

1. Numerical heat transfer and fluid flow / Suhas V. Patankar- Butter-worth Publishers.
2. Computational fluid dynamics - Basics with applications - John. D. Anderson / Mc Graw Hill.

REFERENCES:

1. Computational Fluid Flow and Heat Transfer/ Niyogi, Pearson Publications.
2. Fundamentals of Computational Fluid Dynamics – Tapan K. Sengupta / Universities Press.
3. Computational fluid dynamics, 3rd edition/Wendt/Springer publishers

Course Outcomes:

After undergoing the course the student shall be able to apply various numerical tools like finite volume, finite difference etc for solving the different fluid flow problems.

CONDITION MONITORING (DEPARTMENTAL ELECTIVE – I)

Course Objectives:

- This course is designed to introduce the benefits and opportunities of health Monitoring and covers a range of techniques.
- The students will be exposed to a range of techniques from Vibration based methods, Thermography, Oil conditions, Debris and ultrasonic monitoring.
- Using overall vibration, vibration limit zones, broadband vibration bandwidth, alert levels, typical severity guidelines, recording overall vibration, using overall vibration for fault finding, trending overall vibration.

Identifying Resonance, Hammer Test, Self Excitation, Exciter Testing, Reducing Resonance - Effects of Frequency, Stiffness, Mass, Damping, Isolation.

UNIT-I

BASICS OF VIBRATION: Basic motion: amplitudes, period, frequency, basic parameters: displacement, velocity, acceleration, units (including dB scales) and conversions, Mass, spring and damper concept, Introduction to SDOF and MDOF systems, Natural frequencies and resonance, Forced response.

UNIT-II

VIBRATION MEASUREMENTS AND ANALYSIS: Transducers and mounting methods, data acquisition using instrumentation recorders/data loggers, time domain signal analysis, orbit analysis, Filters, Frequency domain analysis (Narrow band FFT analysis), Nyquist criteria, Sampling, aliasing, windowing and averaging.

VIBRATION MEASUREMENT AND ANALYSIS: Use of phase; bode, polar and water fall plots, constant percentage band width analysis (1/3 and 1/1 Octave analysis), envelope detection /spike energy analysis, cepstral analysis, advances in analysis (PC based and portable instruments for vibration analysis).

UNIT-III

Fault Diagnosis, Interpreting vibration measurements for common machine faults, imbalance, misalignment, mechanical looseness, bearing and gearing faults, faults in induction motors, resonances, some case studies, static and

dynamic balancing, international standards for vibration condition monitoring.

UNIT-IV

THERMOGRAPHY: The basics of infrared thermography, differences in equipment and specific wave length limitations, application of ir to: electrical inspection, mechanical inspection, energy conservation, how to take good thermal images, hands-on demonstrations focusing on proper camera settings and image interpretation, analysis of thermal images and report generation, study of thermo graphy applications

UNIT-V

OIL AND WEAR DEBRIS ANALYSIS: Basics of oil analysis, monitoring condition of oil, lubricant analysis, physio – chemical properties, moisture, tan tbn, wear debris analysis, particle counting, spectroscopy, uses & limitations, ferrography wear particle analysis, concept of ferrography, principle particle classification, size, shape, composition, concentration, analysis procedure, sampling & analytical ferrography equipments, severity rating.

UNIT-VI

ULTRASONIC MONITORING AND ANALYSIS: Ultrasonic monitoring (leak, crack and thickness) basics of ultrasonic monitoring , ultrasonic theory, test taking philosophy, ultrasonic theory, mathematics of ultrasound, equipment and transducers, inspection parameters and calibration, immersion theory, equipment quality control, flaw origins and inspection methods, UT Procedure familiarization, and study recommendations, application of ultrasound to: air leaks, steam trap testing, bearing lubrication, electrical inspection, case studies.

TEXT BOOKS:

1. The Vibration Analysis Handbook, J I Taylor (1994)
2. Machinery Vibration Condition Monitoring, Lynn, Butterworth(1989)

REFERENCE BOOKS:

1. Machinery Vibration: Measurement and Analysis. Victor Wowk (1991).
2. Mechanical fault diagnosis and condition monitoring, RA Collacott (1977).
3. The Vibration Monitoring Handbook (Coxmoor's Machine & Systems Condition Monitoring) (1998).

Course outcomes:

- Gaining invaluable insights into the benefits of Condition Monitoring.
- Understanding the reasons for selecting particular maintenance strategies.
- Understanding effective methodologies for implementing Condition Monitoring Techniques.
- Identifying the optimum maintenance strategy for different types of equipment.
- Gaining practical approaches to minimise the risk of plant and machinery breakdowns.
- Awareness of International Standards covering asset manage.

RAPID PROTOTYPING (DEPARTMENTAL ELECTIVE – I)

Course Objectives:

The course aims at the importance of Rapid Prototyping, classifications, models, specifications of various Rapid Prototype Techniques. To learn the different tools, soft-wares required and the applications of Rapid Prototyping.

UNIT – I

INTRODUCTION: Prototyping fundamentals, historical development, fundamentals of rapid prototyping, advantages and limitations of rapid prototyping, commonly used terms, classification of RP process.

LIQUID-BASED RAPID PROTOTYPING SYSTEMS: Stereo lithography Apparatus (SLA): models and specifications, process, working principle, photopolymers, photo polymerization, layering technology, laser and laser scanning, applications, advantages and disadvantages, case studies. Solid Ground Curing (SGC): models and specifications, process, working principle, applications, advantages and disadvantages, case studies.

UNIT-II

SOLID-BASED RAPID PROTOTYPING SYSTEMS: Laminated object manufacturing (LOM) - models and specifications, process, working principle, applications, advantages and disadvantages, case studies. Fused deposition modeling (FDM) - models and specifications, process, working principle, applications, advantages and disadvantages, case studies.

UNIT – III

POWDER BASED RAPID PROTOTYPING SYSTEMS: Selective laser sintering (SLS): models and specifications, process, working principle, applications, advantages and disadvantages, case studies. three dimensional printing (3DP): models and specifications, process, working principle, applications, advantages and disadvantages, case studies.

UNIT-IV

RAPID TOOLING: Introduction to rapid tooling (RT), conventional tooling Vs RT, Need for RT. rapid tooling classification: indirect rapid tooling methods: spray metal deposition, RTV epoxy tools, Ceramic tools, investment casting, spin casting, die casting, sand casting, 3D Keltool process. Direct rapid tooling: direct AIM, LOM Tools, DTM Rapid Tool Process, EOS Direct Tool Process and Direct Metal Tooling using 3DP.

UNIT – V

RAPID PROTOTYPING DATA FORMATS: STL Format, STL File Problems, consequence of building valid and invalid tessellated models, STL file Repairs: Generic Solution, other Translators, Newly Proposed Formats.

RAPID PROTOTYPING SOFTWARE'S: Features of various RP software's like Magics, Mimics, Solid View, View Expert, 3 D View, Velocity 2, Rhino, STL View 3 Data Expert and 3 D doctor.

UNIT –VI

RP APPLICATIONS: Application in engineering, analysis and planning, aerospace industry, automotive industry, jewelry industry, coin industry, GIS application, arts and architecture. RP medical and bioengineering applications: planning and simulation of complex surgery, customized implants & prosthesis, design and production of medical devices, forensic science and anthropology, visualization of bimolecular.

TEXT BOOK:

1. Rapid prototyping: Principles and Applications - Chua C.K., Leong K.F. and LIM C.S, World Scientific publications.

REFERENCE BOOKS:

1. Rapid Manufacturing – D.T. Pham and S.S. Dimov, Springer.
2. Wholers Report 2000 – Terry Wohlers, Wohlers Associates.
3. Rapid Prototyping & Manufacturing – Paul F.Jacobs, ASME Press.

Course Outcomes:

The student shall be able to identify the use of Rapid Prototyping Techniques in the manufacturing of complex components that are otherwise very difficult to manufacture.

III Year – II SEMESTER**T P C**
0 3 2**HEAT TRANSFER LAB****Objectives:**

The laboratory course is aimed to provide the practical exposure to the students with regard to the determination of amount of heat exchange in various modes of heat transfer including condensation & boiling for several geometries.

1. Determination of overall heat transfer co-efficient of a composite slab.
2. Determination of heat transfer rate through a lagged pipe.
3. Determination of heat transfer rate through a concentric sphere.
4. Determination of thermal conductivity of a metal rod.
5. Determination of efficiency of a pin-fin.
6. Determination of heat transfer coefficient in forced convection.
7. Determination of heat transfer coefficient in natural convection.
8. Determination of effectiveness of parallel and counter flow heat exchangers.
9. Determination of emissivity of a given surface.
10. Determination of Stefan Boltzman constant.
11. Determination of heat transfer rate in drop and film wise condensation.
12. Determination of critical heat flux.
13. Demonstration of heat pipe.
14. Study of two – phase flow.

Outcomes: The student should be able to evaluate the amount of heat exchange for plane, cylindrical & spherical geometries and should be able to compare the performance of extended surfaces and heat exchangers.

IV Year – I SEMESTER

T	P	C
3+1*	0	3

AUTOMOBILE ENGINEERING**Course Objectives:**

The course imparts the principles of automobile systems and provides the salient features of safety, emission and service of automobiles.

UNIT – I

INTRODUCTION: Components of four wheeler automobile – chassis and body – power unit – power transmission – rear wheel drive, front wheel drive, 4 wheel drive – types of automobile engines, engine construction, turbo charging and super charging – engine lubrication, splash and pressure lubrication systems, oil filters, oil pumps – crank case ventilation – engine service, reborning, decarbonisation, Nitriding of crank shaft.

UNIT – II

TRANSMISSION SYSTEM: Clutches, principle, types, cone clutch, single plate clutch, multi plate clutch, magnetic and centrifugal clutches, fluid fly wheel – gear boxes, types, sliding mesh, construct mesh, synchro mesh gear boxes, epicyclic gear box, over drive torque converter. propeller shaft – Hotch – Kiss drive, Torque tube drive, universal joint, differential rear axles – types – wheels and tyres.

UNIT – III

STEERING SYSTEM: Steering geometry – camber, castor, king pin rake, combined angle toein, center point steering. types of steering mechanism – Ackerman steering mechanism, Davis steering mechanism, steering gears – types, steering linkages.

UNIT – IV

SUSPENSION SYSTEM: Objects of suspension systems – rigid axle suspension system, torsion bar, shock absorber, Independent suspension system.

BRAKING SYSTEM: Mechanical brake system, hydraulic brake system, master cylinder, wheel cylinder tandem master cylinder requirement of brake fluid, pneumatic and vacuum brakes.

ELECTRICAL SYSTEM: Charging circuit, generator, current – voltage regulator – starting system, bendix drive mechanism solenoid switch, lighting

systems, horn, wiper, fuel gauge – oil pressure gauge, engine temperature indicator etc.

UNIT – V

ENGINE SPECIFICATION AND SAFETY SYSTEMS: Introduction-engine specifications with regard to power, speed, torque, no. of cylinders and arrangement, lubrication and cooling etc.

Safety: Introduction, safety systems - seat belt, air bags, bumper, anti lock brake system (ABS), wind shield, suspension sensors, traction control, mirrors, central locking and electric windows, speed control.

UNIT – VI

ENGINE EMISSION CONTROL: Introduction – types of pollutants, mechanism of formation, concentration measurement, methods of controlling-engine modification, exhaust gas treatment-thermal and catalytic converters-use of alternative fuels for emission control – National and International pollution standards

ENGINE SERVICE: Introduction, service details of engine cylinder head, valves and valve mechanism, piston-connecting rod assembly, cylinder block, crank shaft and main bearings, engine reassembly-precautions.

TEXT BOOKS:

1. Automotive Mechanics – Vol. 1 & Vol. 2 / Kripal Sing, standard publishers.
2. Automobile Engineering / William Crouse, TMH Distributors .
3. Automobile Engineering- P.S Gill, S.K. Kataria & Sons, New Delhi.

REFERENCES:

1. Automotive Engines Theory and Servicing, James D. Halderman and Chase D. Mitchell Jr., Pearson education inc.
2. Automotive Engineering / Newton Steeds & Garrett.
3. Automotive Mechanics / Heitner.

Course Outcomes:

The student after undergoing the course, shall visualize the layout of an automobile and its systems like transmission, steering, suspension, braking, safety etc and should know the vehicle troubleshooting.

IV Year – I SEMESTER**T P C**
3+1* 0 3**CAD/CAM****Course Objectives:**

The general objectives of the course are to enable the students to

1. Understand the basic fundamentals of computer aided design and manufacturing.
2. To learn 2D & 3D transformations of the basic entities like line, circle, ellipse etc.
3. To understand the different geometric modeling techniques like solid modeling, surface modeling, feature based modeling etc. and to visualize how the components look like before its manufacturing or fabrication.
4. To learn the part programming, importance of group technology, computer aided process planning, computer aided quality control.
5. To learn the overall configuration and elements of computer integrated manufacturing systems.

UNIT – I

Computers in industrial manufacturing, product cycle, CAD / CAM Hardware, basic structure, CPU, memory types, input devices, display devices, hard copy devices, storage devices.

COMPUTER GRAPHICS: Raster scan graphics coordinate system, database structure for graphics modeling, transformation of geometry, 3D transformations, mathematics of projections, clipping, hidden surface removal.

UNIT – II

GEOMETRIC MODELING: Requirements, geometric models, geometric construction models, curve representation methods, surface representation methods, modeling facilities desired.

DRAFTING AND MODELING SYSTEMS: Basic geometric commands, layers, display control commands, editing, dimensioning, solid modeling.

UNIT – III

PART PROGRAMMING FOR NC MACHINES: NC, NC modes, NC elements, CNC machine tools, structure of CNC machine tools, features of Machining center, turning center, CNC Part Programming: fundamentals, manual part programming methods, Computer Aided Part Programming.

Direct Numerical Control, Adaptive Control.

UNIT – IV

GROUP TECHNOLOGY: Part family, coding and classification, production flow analysis, types and advantages.

Computer aided processes planning – importance, types.

UNIT – V

COMPUTER AIDED QUALITY CONTROL: Terminology used in quality control, use of computers in Quality control. Inspection methods-contact and noncontact types, computer aided testing, integration of CAQC with CAD/CAM.

UNIT – VI

COMPUTER INTEGRATED MANUFACTURING SYSTEMS: Types of manufacturing systems, machine tools and related equipment, material handling systems, material requirement planning, computer control systems, human labor in manufacturing systems, CIMS benefits.

TEXT BOOKS:

1. CAD / CAM / CAE E Zimmers & M.Groover/Pearson Education
2. Automation, Production systems & Computer integrated Manufacturing/ Groover/P.E

REFERENCES:

1. CAD / CAM Theory and Practice / Ibrahim Zeid / TMH.
2. Principles of Computer Aided Design and Manufacturing / Farid Amirouche / Pearson.
3. Computer Numerical Control Concepts and programming / Warren S Seames / Thomson.
4. Product manufacturing and cost estimation using CAD/CAE/ Kuang Hua Chang, Elsevier Publishers.

Course Outcome:

At the end of the course the students shall be able to:

1. Describe the mathematical basis in the technique of representation of geometric entities including points, lines, and parametric curves, surfaces and solid, and the technique of transformation of geometric entities using transformation matrix.
2. Describe the use of GT and CAPP for the product development.
3. Identify the various elements and their activities in the Computer Integrated Manufacturing Systems.

IV Year – I SEMESTER

T	P	C
3+1*	0	3

FINITE ELEMENT METHODS**Course Objectives:**

1. To learn basic principles of finite element analysis procedure .
2. To learn the theory and characteristics of finite elements that represent engineering structures.
3. To learn and apply finite element solutions to structural, thermal, dynamic problem to develop the knowledge and skills needed to effectively evaluate finite element analyses performed by others.
4. Learn to model complex geometry problems and solution techniques.

UNIT-I

Introduction to finite element method, stress and equilibrium, strain – displacement relations, stress – strain relations, plane stress and plane strain conditions, variational and weighted residual methods, concept of potential energy, one dimensional problems.

UNIT – II

Discretization of domain, element shapes, discretization procedures, assembly of stiffness matrix, band width, node numbering, mesh generation, interpolation functions, local and global coordinates, convergence requirements, treatment of boundary conditions.

UNIT – III

Analysis of Trusses: Finite element modeling, coordinates and shape functions, assembly of global stiffness matrix and load vector, finite element equations, treatment of boundary conditions, stress, strain and support reaction calculations. Analysis of Beams: Element stiffness matrix for Hermite beam element, derivation of load vector for concentrated and UDL, simple problems on beams.

UNIT – IV

Finite element modeling of two dimensional stress analysis with constant strain triangles and treatment of boundary conditions, formulation of axisymmetric problems.

UNIT-V

Higher order and isoparametric elements: One dimensional quadratic and cubic

elements in natural coordinates, two dimensional four noded isoparametric elements and numerical integration.

UNIT – VI

Steady state heat transfer analysis : one dimensional analysis of a fin and two dimensional analysis of thin plate, analysis of a uniform shaft subjected to torsion. Dynamic Analysis: Formulation of finite element model, element consistent and lumped mass matrices, evaluation of eigen values and eigen vectors, free vibration analysis.

TEXT BOOKS:

1. Introduction to Finite Elements in Engineering / Chandraputla, Ashok and Belegundu / Prentice – Hall.
2. The Finite Element Methods in Engineering / SS Rao / Pergamon.

REFERENCES:

1. Finite Element Method with applications in Engineering / YM Desai, Eldho & Shah /Pearson publishers.
2. An introduction to Finite Element Method / JN Reddy / McGrawHill.
3. The Finite Element Method for Engineers – Kenneth H. Huebner, Donald L. Dewhirst, Douglas E. Smith and Ted G. Byrom / John Wiley & sons (ASIA) Pte Ltd.
4. Finite Element Analysis: Theory and Application with Ansys, Saeed Moaveniu, Pearson Education.

Course outcomes:

Upon successful completion of this course you should be able to:

1. Understand the concepts behind variational methods and weighted residual methods in FEM.
2. Identify the application and characteristics of FEA elements such as bars, beams, plane and isoparametric elements, and 3-D element.
3. Develop element characteristic equation procedure and generation of global stiffness equation will be applied.
4. Able to apply Suitable boundary conditions to a global structural equation, and reduce it to a solvable form.
5. Able to identify how the finite element method expands beyond the structural domain, for problems involving dynamics, heat transfer, and fluid flow.

IV Year – I SEMESTER

T P C
3+1* 0 3

UN CONVENTIONAL MACHINING PROCESSES

Course Objectives:

- The course aims in identifying the classification of unconventional machining processes.
- To understand the principle, mechanism of metal removal of various unconventional machining processes.
- To study the various process parameters and their effect on the component machined on various unconventional machining processes.
- To understand the applications of different processes.

UNIT – I

INTRODUCTION: Need for non-traditional machining methods-classification of modern machining processes – considerations in process selection, applications.

Ultrasonic machining – Elements of the process, mechanics of material removal, MRR process parameters, economic considerations, applications and limitations.

UNIT – II

ELECTRO – CHEMICAL MACHINING: Fundamentals of electro chemical machining, electrochemical grinding, electro chemical honing and deburring process, metal removal rate in ECM, Tool design, Surface finish and accuracy, economic aspects of ECM – Simple problems for estimation of metal removal rate, fundamentals of chemical, machining, advantages and applications.

UNIT - III

THERMAL METAL REMOVAL PROCESSES: General principle and applications of Electric Discharge Machining, Electric Discharge Grinding and wire EDM – Power circuits for EDM, Mechanics of metal removal in EDM, Process parameters, selection of tool electrode and dielectric fluids, surface finish and machining accuracy, characteristics of spark eroded surface.

UNIT – VI

Electron Beam Machining, Laser Beam Machining - Basic principle and theory, mechanics of material removal, process parameters, efficiency & accuracy, applications

UNIT-V

Plasma Machining: Application of plasma for machining, metal removal mechanism, process parameters, accuracy and surface finish and other applications of plasma in manufacturing industries.

UNIT – VI

Abrasive jet machining, Water jet machining and abrasive water jet machining: Basic principles, equipments, process variables, mechanics of material removal, MRR, application and limitations.

Magnetic abrasive finishing, abrasive flow finishing, Electrostream drilling, shaped tube electrolytic machining.

TEXT BOOK:

1. Advanced machining processes/ VK Jain/ Allied publishers.

REFERENCES:

1. Modern Machining Process / Pandey P.C. and Shah H.S./ TMH.
2. New Technology / Bhattacharya A/ The Institution of Engineers, India 1984.

Course outcomes:

After completion of course, the student shall understand the principle of working, mechanism of metal removal in the various unconventional machining process. The student is able to identify the process parameters, their effect and applications of different processes.

IV Year – I SEMESTER

T P C
3+1* 0 3

OPEN ELECTIVE

MICRO ELECTRO MECHANICAL SYSTEMS (MEMS)

Course Objectives:

1. To learn basics of Micro Electro Mechanical Systems (MEMS).
2. To learn about various sensors and actuators used in MEMS.
3. To learn the principle and various devices of MOEMS, Fluidic, bio and chemical systems.

Unit – I

INTRODUCTION: Definition of MEMS, MEMS history and development, micro machining, lithography principles & methods, structural and sacrificial materials, thin film deposition, impurity doping, etching, surface micro machining, wafer bonding, LIGA.

MECHANICAL SENSORS AND ACTUATORS: Principles of sensing and actuation: beam and cantilever, capacitive, piezo electric, strain, pressure, flow, pressure measurement by micro phone, MEMS gyroscopes, shear mode piezo actuator, gripping piezo actuator, Inchworm technology.

Unit – II

THERMAL SENSORS AND ACTUATORS: Thermal energy basics and heat transfer processes, thermistors, thermo devices, thermo couple, micro machined thermo couple probe, peltier effect heat pumps, thermal flow sensors, micro hot plate gas sensors, MEMS thermo vessels, pyro electricity, shape memory alloys (SMA), U-shaped horizontal and vertical electro thermal actuator, thermally activated MEMS relay, micro spring thermal actuator, data storage cantilever.

Unit – III

MICRO-OPTO-ELECTRO MECHANICAL SYSTEMS: Principle of MOEMS technology, properties of light, light modulators, beam splitter, micro lens, micro mirrors, digital micro mirror device (DMD), light detectors, grating light valve (GLV), optical switch, wave guide and tuning, shear stress measurement.

Unit – IV

MAGNETIC SENSORS AND ACTUATORS: Magnetic materials for MEMS and properties, magnetic sensing and detection, magneto resistive

sensor, more on hall effect, magneto diodes, magneto transistor, MEMS magnetic sensor, pressure sensor utilizing MOKE, mag MEMS actuators, by directional micro actuator, feedback circuit integrated magnetic actuator, large force reluctance actuator, magnetic probe based storage device.

Unit – V

MICRO FLUIDIC SYSTEMS: Applications, considerations on micro scale fluid, fluid actuation methods, dielectro phoresis (DEP), electro wetting, electro thermal flow, thermo capillary effect, electro osmosis flow, opto electro wetting (OEW), tuning using micro fluidics, typical micro fluidic channel, microfluid dispenser, micro needle, molecular gate, micro pumps.

RADIO FREQUENCY (RF) MEMS: RF – based communication systems, RF MEMS, MEMS inductors, varactors, tuner/filter, resonator, clarification of tuner, filter, resonator, MEMS switches, phase shifter.

Unit - VI

CHEMICAL AND BIO MEDICAL MICRO SYSTEMS: Sensing mechanism & principle, membrane-transducer materials, chem.-lab-on-a-chip (CLOC) chemoresistors, chemocapacitors, chemotransistors, electronic nose (E-nose), mass sensitive chemosensors, fluorescence detection, calorimetric spectroscopy.

TEXT BOOK:

MEMS, Nitaigour Premchand Mahalik, TMH Publishing co.

REFERENCE BOOKS:

1. Foundation of MEMS, Chang Liu, Prentice Hall Ltd.
2. MEMS and NEMS, Sergey Edwrd Lyshevski, CRC Press, Indian Edition.
3. MEMS and Micro Systems: Design and Manufacture, Tai-Ran Hsu, TMH Publishers.
4. Introductory MEMS, Thomas M Adams, Richard A Layton, Springer International Publishers.

Course outcomes:

Upon successful completion of this course the student shall be able to know the importance and various devices of MEMS and their applications.

NANO TECHNOLOGY (OPEN ELECTIVE)

Course objective

On successful completion of the course, students should be able to: Understand the basic scientific concepts of nanoscience. Understand the properties of nano materials, characterization of materials, synthesis and fabrication. Understand the applications of nano technology in various science, engineering and technology fields.

UNIT-I

INTRODUCTION: History of nano science, definition of nano meter, nano materials, nano technology. Classification of nano materials. Crystal symmetries, crystal directions, crystal planes. Band structure.

UNIT-II

PROPERTIES OF MATERIALS:

Mechanical properties, electrical properties, dielectric properties, thermal properties, magnetic properties, opto electronic properties. Effect of size reduction on properties, electronic structure of nano materials.

UNIT-III

SYNTHESIS AND FABRICATION: Synthesis of bulk polycrystalline samples, growth of single crystals. Synthesis techniques for preparation of nano particle – Bottom Up Approach – sol gel synthesis, hydro thermal growth, thin film growth, PVD and CVD; Top Down Approach – Ball milling, micro fabrication, lithography. Requirements for realizing semiconductor nano structures, growth techniques for nano structures.

UNIT-IV

CHARACTERIZATION TECHNIQUES: X-Ray diffraction and Scherrer method, scanning electron microscopy, transmission electron microscopy, scanning probe microscopy, atomic force microscopy, piezoresponse microscopy, X-ray photoelectron spectroscopy, XANES and XAFS, angle resolved photoemission spectroscopy, diffuse reflectance spectra, photoluminescence spectra, Raman spectroscopy.

UNIT-V

CARBON NANO TECHNOLOGY:

Characterization of carbon allotropes, synthesis of diamond – nucleation of diamond, growth and morphology. Applications of nano crystalline diamond

films, grapheme, applications of carbon nano tubes.

UNIT-VI

APPLICATIONS OF NANO TECHNOLOGY:

Applications in material science, biology and medicine, surface science, energy and environment. Applications of nano structured thin fins, applications of quantum dots.

TEXT BOOKS:

1. Nano science and nano technology by M.S Ramachandra Rao, Shubra Singh, Wiley publishers.

REFERENCE BOOKS:

1. Introduction to Nano Technology by Charles P. Poole, Jr., Frank J.Owens, Wiley publishers.
2. Nanotechnology by Jermy J Ramsden, Elsevier publishers.
3. Nano Materials- A.K.Bandyopadhyay/ New Age Introdu.
4. Nano Essentials- T.Pradeep/TMH.
5. Nanotechnology the Science of Small by M.A Shah, K.A Shah, Wiley Publishers.
6. Principles of Nanotechnology by Phani Kumar, Scitech.

Course outcomes:

Upon successful completion of this course the student shall be able to:

Identify the essential concepts used in nanotechnology. Identify the materials, properties, syntheses and fabrication, characterization and applications in various fields.

IV Year – I SEMESTER

T P C
3+1* 0 3

DEPARTMENTAL ELECTIVE – II

MATERIAL CHARACTERIZATION TECHNIQUES

Course objective: The course presents the principles and methods of characterizing the structure and other aspects of materials. Various advanced characterizing techniques and their application will be studied.

UNIT -I

Introduction: Scope of subject, classification of techniques for characterization, macro and micro - characterization structure of solids.

UNIT -II

Bulk averaging techniques: Thermal analysis, DTA, DSC, TGA, dilatometry, resistivity/conductivity.

UNIT -III

Optical & X-ray spectroscopy: Atomic absorption spectroscopy, X-ray spectrometry, infrared spectroscopy and Raman spectroscopy.

UNIT -IV

Metallographic techniques: Optical metallography, image analysis, quantitative phase estimation.

UNIT -V

Diffraction methods: X-ray diffraction (crystal systems and space groups, Bravais lattices, direct and reciprocal lattice, Bragg law, powder diffraction and phase identification, single crystal diffraction, structure factor, X-ray crystal structure determination).

UNIT -VI

Electron optical methods: Scanning electron microscopy and image formation in the SEM.

Course outcomes: At the end of the semester, the student should able to

1. Analyze the microstructure of materials.
2. Apply various characterization techniques like XRD, SEM TEM.
3. Identify the phases existing in the material.
4. Analyze the image.

TEXT BOOKS

1. The Principles of metallography laboratory practices –George L.Khel-Eurasia publishing house (Pvt. Ltd).
- 2 Transmission electron Microscopy of metals – Garet Thomas.-John wiley and sons.

REFERENCES:

1. Modern Metallographic Techniques & their application – victor phillips.
2. Physical Metallurgy, Part – I – RW Chao and P. Haasan.
3. Experimental Techniques in Physical Metallurgy – VT Cherepin and AK Mallik.
4. Electron Microscopy in the study of materials –P.J. Grundy.

DESIGN FOR MANUFACTURE (DEPARTMENTAL ELECTIVE – II)

Course Objectives:

1. Understand the design rules and considerations with reference to various manufacturing processes.
2. To discuss capabilities and limitations of each manufacturing process in relation to part design and cost.
3. To examine DFM principles including how the design affects manufacturing cost, lean manufacturing, six sigma, etc.

UNIT - I

Introduction: Design philosophy-steps in design process-general design rules for manufacturability-basic principles of designing for economical production - creativity in design.

UNIT - II

Machining processes: Overview of various machining processes-general design rules for machining-dimensional tolerance and surface roughness-Design for machining – ease –redesigning of components for machining ease with suitable examples. General design recommendations for machined parts.

UNIT - III

Metal casting: Appraisal of various casting processes, selection of casting process,-general design considerations for casting-casting tolerance-use of solidification, simulation in casting design-product design rules for sand casting.

UNIT - IV

Metal joining: Appraisal of various welding processes, factors in design of weldments – general design guidelines-pre and post treatment of welds-effects of thermal stresses in weld joints-design of brazed joints. Forging: Design factors for forging – closed die forging design – parting lines of dies – drop forging die design – general design recommendations.

UNIT – V

Extrusion & Sheet metal work: Design guide lines extruded sections-design principles for punching, blanking, bending, deep drawing-Keeler Goodman forging line diagram – component design for blanking.

UNIT – VI

Plastics: Visco elastic and creep behavior in plastics-design guidelines for plastic components-design considerations for injection moulding – design guidelines for machining and joining of plastics.

TEXT BOOKS:

1. Design for manufacture, John cobert, Adisson Wesley 1995
2. Design for Manufacture by Boothroyd
3. Design for manufacture, James Bralla

REFERENCE:

1. ASM Hand book Vol.20

Course outcomes:

Upon completion of the course, the student will be able to:

1. Design components for machining.
2. Simulate the casting design and choose the best casting process for a specific product.
3. Evaluate the effect of thermal stresses in weld joints.
4. Design components for sheet metal work by understanding in depth the sheet metal processes and their formation mechanisms.
5. Design plastic components for machining and joining and selecting a proper processes for different joining cases.

AUTOMATION IN MANUFACTURING (DEPARTMENTAL ELECTIVE – II)

Course objective:

1. To study the types and strategies and various components in Automated Systems.
2. To understand the automated flow lines, line balancing, material storage and retrieval and inspection.

UNIT-I

INTRODUCTION: Types and strategies of automation, pneumatic and hydraulic components, circuits, automation in machine tools, mechanical feeding and tool changing and machine tool control.

UNIT – II

AUTOMATED FLOW LINES: Methods of part transport, transfer mechanism, buffer storage, control function, design and fabrication considerations.

Analysis of automated flow lines - General terminology and analysis of transfer lines without and with buffer storage, partial automation, implementation of automated flow lines.

UNIT – III

ASSEMBLY SYSTEM AND LINE BALANCING: Assembly process and systems, assembly line, line balancing methods, ways of improving line balance, flexible assembly lines.

UNIT – IV

AUTOMATED MATERIAL HANDLING and STORAGE SYSTEMS: Types of equipment, functions, analysis and design of material handling systems, conveyor systems, automated guided vehicle systems. Automated storage and retrieval systems; work in process storage, interfacing handling and storage with manufacturing.

UNIT – V

ADAPTIVE CONTROL SYSTEMS: Introduction, adaptive control with optimization, adaptive control with constraints, application of adaptive control in machining operations. Consideration of various parameters such as cutting force, temperatures, vibration and acoustic emission in the adaptive controls systems.

UNIT – VI

AUTOMATED INSPECTION: Fundamentals, types of inspection methods and equipment, Coordinate Measuring Machines, Machine Vision.

TEXT BOOK:

1. Automation, Production Systems and Computer Integrated Manufacturing : M.P. Groover./ PE/PHI.

REFERENCES:

1. Computer Control of Manufacturing Systems by Yoram Koren.
2. CAD / CAM/ CIM by Radhakrishnan.
3. Automation by W. Buekinsham.

Course outcomes:

Upon successful completion of this course student should be able to :

Solve the line balancing problems in the various flow line systems with and without use buffer storage.

Understand the different automated material handling, storage and retrieval systems and automated inspection systems.

Use of Adaptive Control principles and implement the same online inspection and control.

INDUSTRIAL HYDRAULICS & PNEUMATICS (DEPARTMENTAL ELECTIVE – II)

Course objective

1. Understand the underlying principles of Industrial Hydraulics & Pneumatic System.
2. Analyze circuits and Enumerate the functions & characteristics of circuit elements.
3. Attend to troubleshooting in fluid power systems.
4. identify and describe the basic operation of Hydraulic / Pneumatic systems, the various equipment used in their operation.

UNIT – I

Fundamentals of Fluid Power Systems-Introduction-types advantages, disadvantages & applications-fluid characteristics-terminologies used in fluid power-hydraulic symbols-hydraulic systems and components-sources-pumping theory-gear, vane & piston pumps.

UNIT-II

Fluid Power Actuators: Introduction-hydraulic actuators-hydraulic cylinders-types, construction, specifications and special types. hydraulic motors-working principle-selection criteria for various types-hydraulic motors in circuits- formulae-numerical problems.

UNIT-III

Hydraulic elements in the design of circuits- Introduction-control elements-direction control valve-check valve-pressure control valve-relief valve-throttle valve-temperature & pressure compensation-locations of flow control valve.

UNIT-IV

Accumulators & intensifiers-types, size &function of accumulators-application & circuits of accumulators- intensifiers-circuit & applications.

Design & drawing of hydraulic circuits-Introduction-case study & specifications-method of drawing a hydraulic circuit-hydraulic cylinder-quick return of a hydraulic cylinder.

UNIT-V

Pneumatic systems-Introduction-symbols used-concepts & components-comparision-types & specifications of compressors-arrangement of a

complete pneumatic system-compressed air behaviour- understanding pneumatic circuits-direction control valves.

Electro pneumatics- Introduction-Pilot operated solenoid valve-electrical connections to solenoids-electro pneumatic circuit switches-relays-solenoids-P.E converter-concept of latching.

UNIT-VI

Applications-servo systems-introduction-closed loop, hydro-mechanical and electro hydraulic – conventional and proportional valves-characteristics of proportional and servo valves- PLC applications in fluid power – selected pneumatic / electro pneumatic circuit problems – failure and trouble shooting in fluid power systems.

TEXT BOOKS:

1. Introduction to Hydraulics and Pneumatics by S. Ilango and V. Soundararajan, PHI , New Delhi.
2. Applied hydraulics and pneumatics-T. Sunder Selwyn & R. Jayendiran, Anuradha Publications.

REFERENCE BOOKS:

1. Oil Hydraulic Systems, S.R .Majumdar, McGrawHill Companies.
2. Pneumatic Systems : Principles and Maintenance, Majumdar, McGraw Hill.

Course outcome:

Upon successful completion of this course student should be able to:

1. understand the general concepts associated with Hydraulic and Pneumatic equipment as found in industry today.
2. The course describes the various types of Hydraulic / Pneumatic equipment as well as the different types of Seals used in such equipment.
3. Understand advantage of fluid power, it provides examples of applications.
4. Understand the operation of hydraulics & pneumatics circuits and components typically used in industry.

IV Year – I SEMESTER

T	P	C
0	3	2

SIMULATION LAB**Course Objectives:**

1. To impart the fundamental knowledge on using various analytical tools like ANSYS, FLUENT, etc., for Engineering Simulation.
 2. To know various fields of engineering where these tools can be effectively used to improve the output of a product.
 3. To impart knowledge on how these tools are used in Industries by solving some real time problems using these tools..
1. **DRAFTING** : Development of part drawings for various components in the form of orthographic and isometric. representation of dimensioning and tolerances scanning and plotting. study of script, DXE and IGES files.
 2. **PART MODELING** : Generation of various 3D models through protrusion, revolve, shell sweep. creation of various features. study of parent child relation. feature based and boolean based modeling surface and assembly modeling. study of various standard translators. design simple components.
 3.
 - a) Determination of deflection and stresses in 2D and 3D trusses and beams.
 - b) Determination of deflections component and principal and Von-mises stresses in plane stress, plane strain and Axisymmetric components.
 - c) Determination of stresses in 3D and shell structures (at least one example in each case)
 - d) Estimation of natural frequencies and mode shapes, Harmonic response of 2D beam.
 - e) Steady state heat transfer Analysis of plane and Axisymmetric components.
 4.
 - a) Development of process sheets for various components based on tooling Machines.
 - b) Development of manufacturing and tool management systems.
 - c) Study of various post processors used in NC Machines.
 - d) Development of NC code for free form and sculptured surfaces using CAM packages.

- e) Machining of simple components on NC lathe and Mill by transferring NC Code / from a CAM package. Through RS 232.
- f) Quality Control and inspection.

Packages to be provided to cater to drafting, modeling & analysis from the following:

Auto CAD, Micro Station, CATIA, Pro-E, I-DEAS, ANSYS, NISA, CAEFEM, Gibbs CAM, Master CAM etc.

Course outcomes:

Upon successful completion of this course student should be able to:

1. The student will be able to appreciate the utility of the tools like ANSYS or FLUENT in solving real time problems and day to day problems.
2. Use of these tools for any engineering and real time applications.
3. Acquire knowledge on utilizing these tools for a better project in their curriculum as well as they will be prepared to handle industry problems with confidence when it matters to use these tools in their employment.

IV Year – I SEMESTER

T	P	C
0	2	1

DESIGN / FABRICATION PROJECT**Objective:**

To develop the ability to conceptualize a product, apply standard/innovative design techniques and realize the product through fabrication with focus on design-manufacturing integration.

Course content:

Identification of possible improvements in an existing product, conceptualization of a new product/part, design of the part using design methodologies, selection of material(s), preparation of process flow chart for manufacturing, fabrication of the part using the available in-house facilities, assembly, testing of the functionality of the product.

The students should come up with their own original and innovative ideas for product design. The task may be performed by student teams/groups.

Course Outcome:

Through this course the student is expected to learn realization of a product, conceptualized and designed by him. The student gets hand on experience of the entire chain of manufacturing steps with an understanding of design-manufacturing integration.

IV Year – II SEMESTER

T	P	C
3+1*	0	3

PRODUCTION PLANNING AND CONTROL**Course objectives:**

This subject provides students with

1. An understanding of the concepts of production and service systems;
2. The ability to apply principles and techniques in the design, planning and control of these systems to optimise/make best use of resources in achieving their objectives.
3. Identify different strategies employed in manufacturing and service industries to plan production and control inventory.
4. Measure the effectiveness, identify likely areas for improvement, develop and implement improved planning and control methods for production systems.

UNIT – I

Introduction: Definition – objectives and functions of production planning and control – elements of production control – types of production – organization of production planning and control department – internal organization of department.

UNIT – II

Forecasting – importance of forecasting – types of forecasting, their uses – general principles of forecasting – forecasting techniques – qualitative methods and quantitative methods.

UNIT – III

Inventory management – functions of inventories – relevant inventory costs – ABC analysis – VED analysis – EOQ model – Inventory control systems – P-Systems and Q-Systems.

Introduction to MRP I, MRP II, ERP, LOB (Line of Balance), JIT and KANBAN system.

UNIT – IV

Routing – definition – routing procedure – route sheets – bill of material – factors affecting routing procedure, schedule – definition – difference with loading.

UNIT – V

Scheduling policies – techniques, standard scheduling methods.

Line Balancing, aggregate planning, chase planning, expediting, controlling aspects.

UNIT – VI

Dispatching – activities of dispatcher – dispatching procedure – follow up – definition – reason for existence of functions – types of follow up, applications of computer in production planning and control.

TEXT BOOKS:

1. Elements of Production Planning and Control / Samuel Eilon.
2. Manufacturing, Planning and Control, Partik Jonsson Stig-Arne Mattsson, Tata Mc Graw Hill.

REFERENCES:

1. Inventory Control Theory and Practice / Martin K. Starr and David W. Miller.
2. Production Planning and Control, Mukhopadyay, PHI.
3. Production Control A Quantitative Approach / John E. Biegel.
4. Production Control / Moore.

Course outcome:

Upon completion of the subject, students will be able to

1. Apply the systems concept for the design of production and service systems.
2. Make forecasts in the manufacturing and service sectors using selected quantitative and qualitative techniques.
3. Apply the principles and techniques for planning and control of the production and service systems to optimize/make best use of resources.
4. Understand the importance and function of inventory and to be able to apply selected techniques for its control and management under dependent and independent demand circumstances.

IV Year – II SEMESTER

T	P	C
3+1*	0	3

GREEN ENGINEERING SYSTEMS**Course Objective:**

The course aims to highlight the significance of alternative sources of energy, green energy systems and processes and provides the theory and working principles of probable sources of renewable and green energy systems that are environmental friendly.

UNIT-I**INTRODUCTION:**

SOLAR RADIATION: Role and potential of new and renewable sources, the solar energy option, Environmental impact of solar power, structure of the sun, the solar constant, sun-earth relationships, coordinate systems and coordinates of the sun, extraterrestrial and terrestrial solar radiation, solar radiation on titled surface, instruments for measuring solar radiation and sun shine, solar radiation data, numerical problems. Photo voltaic energy conversion – types of PV cells, I-V characteristics.

SOLAR ENERGY COLLECTION: Flat plate and concentrating collectors, classification of concentrating collectors, orientation and thermal analysis, advanced collectors.

UNIT – II

SOLAR ENERGY STORAGE AND APPLICATIONS: Different methods, sensible, latent heat and stratified storage, solar ponds, solar applications- solar heating/cooling technique, solar distillation and drying, solar cookers, central power tower concept and solar chimney.

WIND ENERGY: Sources and potentials, horizontal and vertical axis windmills, performance characteristics, betz criteria, types of winds, wind data measurement.

UNIT – III

BIO-MASS: Principles of bio-conversion, anaerobic/aerobic digestion, types of bio-gas digesters, gas yield, combustion characteristics of bio-gas, utilization for cooking, bio fuels, I.C. engine operation and economic aspects.

GEOHERMAL ENERGY: Resources, types of wells, methods of harnessing the energy, potential in India.

OCEAN ENERGY: OTEC, Principles of utilization, setting of OTEC plants,

thermodynamic cycles. Tidal and wave energy: Potential and conversion techniques, mini-hydel power plants, and their economics.

UNIT –IV

ENERGY EFFICIENT SYSTEMS:

- (A) ELECTRICAL SYSTEMS: Energy efficient motors, energy efficient lighting and control, selection of luminaire, variable voltage variable frequency drives (adjustable speed drives), controls for HVAC (heating, ventilation and air conditioning), demand site management.
- (B) MECHANICAL SYSTEMS: Fuel cells- principle, thermodynamic aspects, selection of fuels & working of various types of fuel cells, Environmental friendly and Energy efficient compressors and pumps.

UNIT-V

ENERGY EFFICIENT PROCESSES: Environmental impact of the current manufacturing practices and systems, benefits of green manufacturing systems, selection of recyclable and environment friendly materials in manufacturing, design and implementation of efficient and sustainable green production systems with examples like environmental friendly machining, vegetable based cutting fluids, alternate casting and joining techniques, zero waste manufacturing.

UNIT – VI

GREEN BUILDINGS: Definition, features and benefits. Sustainable site selection and planning of buildings for maximum comfort. Environmental friendly building materials like bamboo, timber, rammed earth, hollow blocks, lime & lime pozzolana cement, agro materials and industrial waste, Ferro cement and Ferro-concrete, alternate roofing systems, paints to reduce heat gain of the buildings. Energy management.

TEXT BOOKS:

1. Sukhatme S.P. and J.K.Nayak, *Solar Energy – Principles of Thermal Collection and Storage*, TMH.
2. Khan B.H., *Non-Conventional Energy Resources*, Tata McGraw Hill, New Delhi, 2006.
3. *Green Manufacturing Processes and Systems*, Edited by J. Paulo Davim, Springer 2013.

REFERENCES:

1. *Alternative Building Materials and Technologies* / K.S Jagadeesh, B.V Venkata Rama Reddy and K.S Nanjunda Ra.

2. Principles of Solar Energy / Frank Krieth & John F Kreider.
3. Non-Conventional Energy / Ashok V Desai /Wiley Eastern.
4. Renewable Energy Technologies /Ramesh & Kumar /Narosa
5. Renewable Energy Technologies/ G.D Roy

Course outcome:

The student shall understand the principles and working of solar, wind, biomass, geo thermal, ocean energies and green energy systems and appreciate their significance in view of their importance in the current scenario and their potential future applications.

IV Year – II SEMESTER

T P C
3+1* 0 3

DEPARTMENTAL ELECTIVE – III

EXPERIMENTAL STRESS ANALYSIS

Course objectives:

Objective of the course is to measure strain through various experimental methods like strain gauges, photo elasticity techniques, brittle coatings, moiré methods and birefringent coatings to understand the relation between the mechanics theory and experimental stress analysis to learn usage of the experimental techniques on the practical problems

UNIT – I

Introduction: Stress, strain, Plane stress and plane strain conditions, Compatibility conditions. Problems using plane stress and plane strain conditions, stress functions, mohrs circle for stress strain, Three-dimensional stress strain relations.

UNIT – II

Strain Measurement and Recordings: Various types of strain gauges, Electrical Resistance strain gauges, semiconductor strain gauges, strain gauge circuits. Introduction, static recording and data logging, dynamic recording at very low frequencies, dynamic recording at intermediate frequencies, dynamic recording at high frequencies, dynamic recording at very high frequencies, telemetry systems.

UNIT – III

Photo elasticity: Photo elasticity – Polariscope – Plane and circularly polarized light, Bright and dark field setups, Photo elastic materials – Isochromatic fringes – Isoclinics

Three dimensional Photo elasticity : Introduction, locking in model deformation, materials for three-dimensional photo elasticity, machining cementing and slicing three-dimensional models, slicing the model and interpretation of the resulting fringe patterns, effective stresses, the shear-difference method in three dimensions, applications of the Frozen-stress method, the scattered-light method.

UNIT – IV

Brittle coatings: Introduction, coating stresses, failure theories, brittle coating crack patterns, crack detection, ceramic based brittle coatings, resin

based brittle coatings, test procedures for brittle coatings analysis, calibration procedures, analysis of brittle coating data.

UNIT – V

Moire Methods: Introduction, mechanism of formation of Moire fringes, the geometrical approach to Moire-Fringe analysis, the displacement field approach to Moire-Fringe analysis, out of plane displacement measurements, out of plane slope measurements, sharpening and multiplication of Moire-Fringes, experimental procedure and techniques.

UNIT – VI

Birefringent Coatings

Introduction, Coating stresses and strains, coating sensitivity, coating materials, application of coatings, effects of coating thickness, Fringe-order determinations in coatings, stress separation methods.

TEXT BOOKS :

1. Theory of Elasticity by Timoshenke and Goodier Jr.
2. Experimental stress analysis by Dally and Riley, Mc Graw-Hill.

REFERENCES:

1. A treatise on Mathematical theory of Elasticity by LOVE .A.H.
2. Photo Elasticity by Frocht.
3. Experimental stress analysis, Video course by K.Ramesh / NPTEL.

Course Outcomes:

The intended learning outcomes are that on completion of this course the student should be able to:

1. Student should be able to chose the appropriate method for measuring strain.
2. Students should be able to apply optical techniques for measurement of strain & stress.
3. Analyze the results obtained from coating techniques and corroborated with theoretical results.
4. Correlate experimental and analytically derived results.

MECHATRONICS (DEPARTMENTAL ELECTIVE – III)

Course Objective

The main objective of this course is to introduce the integrative nature of Mechatronics. To describe the different components and devices of mechatronics systems.

UNIT-I

Mechatronics systems – elements & levels of mechatronics system, Mechatronics design process, system, measurement systems, control systems, microprocessor-based controllers, advantages and disadvantages of mechatronics systems. Sensors and transducers, types, displacement, position, proximity, velocity, motion, force, acceleration, torque, fluid pressure, liquid flow, liquid level, temperature and light sensors.

UNIT-II

Solid state electronic devices - PN junction diode, BJT, FET, DIAC, TRIAC and LEDs. Analog signal conditioning, operational amplifiers, noise reduction, filtering.

UNIT-III

Hydraulic and pneumatic actuating systems - Fluid systems, Hydraulic systems, and pneumatic systems, components, control valves, electro-pneumatic, hydro-pneumatic, electro-hydraulic servo systems. Mechanical actuating systems and electrical actuating systems – basic principles and elements.

UNIT-IV

Digital electronics and systems, digital logic control, micro processors and micro controllers, programming, process controllers, programmable logic controllers, PLCs versus computers, application of PLCs for control.

UNIT-V

System and interfacing and data acquisition – Data Acquisition Systems, Analog to Digital and Digital to Analog conversions; Digital Signal Processing – data flow in DSPs, block diagrams, typical layouts, Interfacing motor drives.

UNIT -VI

Dynamic models and analogies, System response. Process Controllers – Digital Controllers, Programmable Logic Controllers, Design of mechatronics systems & future trends.

TEXT BOOK:

MECHATRONICS Integrated Mechanical Electronics Systems/KP Ramachandran, GK Vijaya Raghavan & MS Balasundaram/WILEY India Edition.

REFERENCES:

- 1 Mechatronics – Smaili A, Mrad F, Oxford Higher Education, Oxford University Press.
- 2 Mechatronics Source Book by Newton C Braga, Thomson Publications, Chennai.
- 3 Mechatronics – N. Shanmugam / Anuradha Agencies Publishers.
- 4 Mechatronics System Design / Devdas shetty/Richard/Thomson.
- 5 Mechatronics/M.D.Singh/J.G.Joshi/PHI.
- 6 Mechatronics – Electronic Control Systems in Mechanical and Electrical Engg. 4th Edition, Pearson, 2012 W. Bolton.
- 7 Mechatronics – Principles and Application Godfrey C. Onwubolu, Wlsevier, Indian print.

Course outcomes:

After completion of this course, the student shall be able to use the various mechatronics systems devices and components in the design of electro mechanical systems.

ADVANCED MATERIALS (DEPARTMENTAL ELECTIVE – III)

Course Objectives

The objective for this course is to understand the mechanics of different materials. This understanding will include concepts such as anisotropic material behavior, constituent properties and manufacturing processes of different composites. Suitability of smart and nano materials for engineering applications.

UNIT-I

INTRODUCTION TO COMPOSITE MATERIALS: Introduction, classification: Polymer matrix composites, metal matrix composites, ceramic matrix composites, carbon-carbon composites, fiber-reinforced composites and nature-made composites, and applications.

REINFORCEMENTS: Fibres- glass, silica, kevlar, carbon, boron, silicon carbide, and boron carbide fibres.

UNIT-II

polymer composites, thermoplastics, thermosetting plastics, manufacturing of PMC, MMC & CCC and their applications.

UNIT-III

MANUFACTURING METHODS: Autoclave, tape production, moulding methods, filament winding, man layup, pultrusion, RTM.

UNIT-IV

MACROMECHANICAL ANALYSIS OF A LAMINA: Introduction, generalized hooke's law, reduction of hooke's law in three dimensions to two dimensions, relationship of compliance and stiffness matrix to engineering elastic constants of an orthotropic lamina, laminate-laminate code.

UNIT-V

FUNCTIONALLY GRADED MATERIALS: Types of functionally graded materials-classification-different systems-preparation-properties and applications of functionally graded materials.

SHAPE MEMORY ALLOYS: Introduction-shape memory effect-classification of shape memory alloys-composition-properties and applications of shape memory alloys.

UNIT-VI

NANO MATERIALS: Introduction-properties at nano scales-advantages & disadvantages-applications in comparison with bulk materials (nano – structure, wires, tubes, composites). state of art nano advanced- topic delivered by student.

TEXT BOOKS:

1. Nano material by A.K. Bandyopadhyay, New age Publishers.
2. Material science and Technology- Cahan.
3. Engineering Mechanics of Composite Materials by Isaac and M Daniel, Oxford University Press.

REFERENCES:

1. R. M. Jones, Mechanics of Composite Materials, Mc Graw Hill Company, New York, 1975.
2. L. R. Calcote, Analysis of Laminated Composite Structures, Van Nostrand Reinhold.
3. B. D. Agarwal and L. J. Broutman, Analysis and performance of fibre Composites, Wiley-Interscience, New York, 1980.
4. Mechanics of Composite Materials, Second Edition (Mechanical Engineering), Autar K.Kaw, Publisher: CRC.

Course outcomes

Students who successfully complete this course will demonstrate the following :

- Properties of constituents, classification of composites and their suitability for the structural applications.
- Manufacturing processes.
- Smart materials and their applications.
- Nano materials in comparison with bulk materials.

POWER PLANT ENGINEERING (DEPARTMENTAL ELECTIVE – III)

Course Objectives:

The course is aimed at providing knowledge of power generation through different prime movers viz steam, ICGT, Hydro, nuclear and hybrid systems along with their economics and environmental considerations.

UNIT – I

Introduction to the sources of energy – resources and development of power in india.

STEAM POWER PLANT: Plant layout, working of different circuits, fuel and handling equipments, types of coals, coal handling, choice of handling equipment, coal storage, ash handling systems. Combustion: properties of coal – overfeed and underfeed fuel beds, traveling grate stokers, spreader stokers, retort stokers, pulverized fuel burning system and its components, combustion needs and draught system, cyclone furnace, design and construction, dust collectors, cooling towers and heat rejection. corrosion and feed water treatment.

UNIT – II

INTERNAL COMBUSTION AND GAS TURBINE POWER PLANTS:

DIESEL POWER PLANT: Plant layout with auxiliaries – fuel supply system, air starting equipment, super charging.

GAS TURBINE PLANT: Introduction – classification - construction – layout with auxiliaries, combined cycle power plants and comparison.

UNIT – III

HYDRO ELECTRIC POWER PLANT: Water power – hydrological cycle / flow measurement – drainage area characteristics – hydrographs – storage and pondage – classification of dams and spill ways.

HYDRO PROJECTS AND PLANT: Classification – typical layouts – plant auxiliaries – plant operation pumped storage plants.

UNIT – IV

NUCLEAR POWER STATION: Nuclear fuel – breeding and fertile materials – nuclear reactor – reactor operation.

TYPES OF REACTORS: Pressurized water reactor, boiling water reactor, sodium-graphite reactor, fast breeder reactor, homogeneous reactor, gas cooled reactor, radiation hazards and shielding – radioactive waste disposal.

UNIT – V**COMBINED OPERATIONS OF DIFFERENT POWER PLANTS:**

Introduction, advantages of combined working, load division between power stations, storage type hydro-electric plant in combination with steam plant, run-of-river plant in combination with steam plant, pump storage plant in combination with steam or nuclear power plant, co-ordination of hydro-electric and gas turbine stations, co-ordination of hydro-electric and nuclear power stations, co-ordination of different types of power plants.

POWER PLANT INSTRUMENTATION AND CONTROL: Importance of measurement and instrumentation in power plant, measurement of water purity, gas analysis, O₂ and CO₂ measurements, measurement of smoke and dust, measurement of moisture in carbon dioxide circuit, nuclear measurements.

UNIT – VI**POWER PLANT ECONOMICS AND ENVIRONMENTAL**

CONSIDERATIONS: Capital cost, investment of fixed charges, operating costs, general arrangement of power distribution, load curves, load duration curve, definitions of connected load, maximum demand, demand factor, average load, load factor, diversity factor – related exercises. effluents from power plants and Impact on environment – pollutants and pollution standards – methods of pollution control.

TEXT BOOKS:

1. A course in Power Plant Engineering – Arora and Domkundwar, Dhanpatrai & Co.
2. Power Plant Engineering – P.C.Sharma / S.K.Kataria Pub

REFERENCES:

1. Power Plant Engineering: P.K.Nag/ II Edition /TMH.
2. Power station Engineering – ElWakil / McHill.
3. An Introduction to Power Plant Technology / G.D. Rai.

Course outcomes:

After undergoing this course the student can understand various conventional methods of power generation and principle of operation and performance of respective prime movers along with their economics and their impact on environment.

IV Year – II SEMESTER

T	P	C
3+1*	0	3

DEPARTMENTAL ELECTIVE – IV**NON - DESTRUCTIVE EVALUATION****Course Objectives**

- The students are to be exposed to the concepts of various NDE techniques using radiography, ultrasonics, liquid penetrates, magnetic patches and Eddy currents.
- They will learn basic principles of these methods and will be able to select a testing process.
- They will understand the advantages and disadvantages of these techniques.

UNIT – I

Introduction to non-destructive testing: Radiographic test, Sources of X and Gamma Rays and their interaction with Matter, Radiographic equipment, Radiographic Techniques, Safety Aspects of Industrial Radiography

UNIT – II

Ultrasonics test: Principle of Wave Propagation, Reflection, Refraction, Diffraction, Mode Conversion and Attenuation, Sound Field, Piezo-electric Effect, Ultrasonic Transducers and their Characteristics, Ultrasonic Equipment and Variables Affecting Ultrasonic Test, Ultrasonic Testing, Interpretations and Guidelines for Acceptance, Rejection - Effectiveness and Limitations of Ultrasonic Testing.

UNIT – III

Liquid Penetrant Test: Liquid Penetrant Test, Basic Concepts, Liquid Penetrant System, Test Procedure, Effectiveness and Limitations of Liquid Penetrant Testing

UNIT – IV

Magnetic Particle Test: Magnetic Materials, Magnetization of Materials , Demagnetization of Materials, Principle of Magnetic Particle Test, Magnetic Particle Test Equipment, Magnetic Particle Test Procedure, Standardization and Calibration, Interpretation and Evaluation, Effective Applications and Limitations of the Magnetic Particle Test.

UNIT – V

Eddy Current Test: Principle of Eddy Current, Eddy Current Test System, Applications of Eddy Current Testing Effectiveness of Eddy Current Testing

UNIT – VI

Industrial Applications of NDE: Span of NDE Activities Railways, Nuclear, Non-nuclear and Chemical Industries, Aircraft and Aerospace Industries, Automotive Industries, Offshore Gas and Petroleum Projects, Coal Mining Industry, NDE of pressure vessels, castings, welded constructions.

TEXT BOOKS:

1. Non-destructive test and evaluation of Materials, J Prasad, GCK Nair, TMH Publishers.
2. Ultrasonic testing by Krautkramer and Krautkramer.
3. Non-destructive testing, Warress, JMc Gonmade.

REFERENCES:

1. Ultrasonic inspection training for NDT: E. A. Gingel, Prometheus Press.
2. ASTM Standards, Vol 3.01, Metals and alloys.
3. Non-destructive, Hand Book – R. Hamchand .

Course Outcomes

1. Comprehensive, theory based understanding of the techniques and methods of non destructive testing.
2. Apply methods knowledge of non destructive testing to evaluate products of railways, automobiles, aircrafts, chemical industries etc.

ADVANCED OPTIMIZATION TECHNIQUES (DEPARTMENTAL ELECTIVE – IV)

Course objectives:

To enable the students learn the latest non-linear optimization techniques such as classical optimization methods, dynamic programming, integer programming etc. Provide basic knowledge and enough competence to formulate the optimization problems.

UNIT I

INTRODUCTION TO OPTIMIZATION: Engineering applications of optimization- statement of an optimization problem- classification of optimization problem- optimization techniques.

CLASSICAL OPTIMIZATION TECHNIQUES: Single variable optimization- multivariable optimization with equality constraints- multivariable optimization with inequality constraints.

UNIT-II

UNCONSTRAINED OPTIMIZATION TECHNIQUES: pattern search method- rosenbrock's method of rotating coordinates- the simplex method- descent methods- gradient of function- steepest descent method.

UNIT-III

CONSTRAINED OPTIMIZATION TECHNIQUES: characteristics of a constrained problem- methods of feasible directions - basic approach in the penalty function method- interior penalty function method- convex programming problem- exterior penalty function method.

UNIT-IV

GEOMETRIC PROGRAMMING (G.P): Solution of an unconstrained geometric programming, differential calculus method and arithmetic method. primal dual relationship and sufficiency conditions. Solution of a constrained geometric programming problem (G.P.P). Complimentary geometric programming (C.G.P).

UNIT-V

DYNAMIC PROGRAMMING (D.P): Multistage decision processes. concepts of sub optimization, computational procedure in dynamic programming calculus method and tabular methods. Linear programming as a case of D.P., Continuous D.P.

UNIT-VI

INTEGER PROGRAMMING (IP): Graphical representation. Gomory's cutting plane method. Bala's algorithm for zero-one programming problem. Integer non linear programming.

TEXT BOOK:

1. Optimization Theory and Applications, by S.S.Rao, Wiley Eastern Limited, New Delhi.

REFERENCES:

1. Engineering Optimization By Kalyanmanai Deb, Prentice Hall of India, New Delhi.
2. Optimization Techniques, C.Mohan, Kusum Deep.
3. Operations Research by S.D.Sharma.

Course Out comes:

1. Students at the end of the course learn advanced optimization techniques to show real-life problems.
2. Students can able to formulate and solve various practical optimization problems in manufacturing and service organizations.

GAS DYNAMICS AND JET PROPULSION

(DEPARTMENTAL ELECTIVE – IV)

Course objectives:

The purpose of this course is to provide the student with the knowledge of basic principles of gas dynamics and its importance in jet propulsion applications.

UNIT-I

Introduction to gas dynamics: control volume and system approaches acoustic waves and sonic velocity - mach number - classification of fluid flow based on mach number - mach cone-compressibility factor - general features of one dimensional flow of a compressible fluid - continuity and momentum equations for a control volume.

UNIT-II

Isentropic flow of an ideal gas: basic equation - stagnation enthalpy, temperature, pressure and density-stagnation, acoustic speed - critical speed of sound- dimensionless velocity-governing equations for isentropic flow of a perfect gas - critical flow area - stream thrust and impulse function.

Steady one dimensional isentropic flow with area change-effect of area change on flow parameters- choking- convergent nozzle - performance of a nozzle under decreasing back pressure -De level nozzle - optimum area ratio effect of back pressure - nozzle discharge coefficients - nozzle efficiencies.

UNIT- III

Simple frictional flow: adiabatic flow with friction in a constant area duct-governing equations - fanno line limiting conditions - effect of wall friction on flow properties in an Isothermal flow with friction in a constant area duct-governing equations - limiting conditions.

Steady one dimensional flow with heat transfer in constant area ducts-governing equations - Rayleigh line entropy change caused by heat transfer - conditions of maximum enthalpy and entropy.

UNIT-IV

Effect of heat transfer on flow parameters: Intersection of Fanno and Rayleigh lines. Shock waves in perfect gas- properties of flow across a normal shock - governing equations - Rankine Hugoniat equations - Prandtl's velocity relationship - converging diverging nozzle flow with shock thickness - shock strength.

UNIT- V

Propulsion: Air craft propulsion: - types of jet engines - energy flow through jet engines, thrust, thrust power and propulsive efficiency turbojet components-diffuser, compressor, combustion chamber, turbines, exhaust systems.

UNIT-VI

Performance of turbo propeller engines, ramjet and pulsejet, scramjet engines. Rocket propulsion - rocket engines, Basic theory of equations - thrust equation - effective jet velocity - specific impulse - rocket engine performance - solid and liquid propellant rockets - comparison of various propulsion systems.

TEXT BOOKS:

1. Compressible fluid flow - A. H. Shapiro.
2. Fundamentals of compressible flow with aircraft and rocket propulsion- S. M. Yahya.
3. Fundamental of Gas dynamics, 2nd edition– Zucker- Wiley publishers.

REFERENCES

1. Elements of gas dynamics - Liepman & Roshko.
2. Aircraft & Missile propulsion - Zucrow.
3. Gas dynamics - M.J. Zucrow & Joe D.Holfman.

Course outcomes:

Up on successful completion of this course the student should be able to analyze the gas flow in different situations with and without friction, with and without heat transfer in particular jet propulsion and rocket engineering applications.

QUALITY AND RELIABILITY ENGINEERING (DEPARTMENTAL ELECTIVE – IV)

Course objectives:

1. The aim of this course is to provide students with a basic understanding of the approaches and techniques to assess and improve process and/or product quality and reliability.
2. The objectives are to introduce the principles and techniques of Statistical Quality Control and their practical uses in product and/or process design and monitoring.
3. To understand techniques of modern reliability engineering tools.

UNIT-I

Quality value and engineering – quality systems – quality engineering in product design and production process – system design – parameter design – tolerance design, quality costs – quality improvement.

UNIT-II

Statistical process control \bar{X} , R, p, c charts, other types of control charts, process capability, process capability analysis, process capability index. (SQC tables can be used in the examination).

UNIT-III

Acceptance sampling by variables and attributes, design of sampling plans, single, double, sequential and continuous sampling plans, design of various sampling plans.

UNIT-IV

Loss function, tolerance design – N type, L type, S type; determination of tolerance for these types. online quality control – variable characteristics, attribute characteristics, parameter design.

Quality function deployment – house of quality, QFD matrix, total quality management concepts. quality information systems, quality circles, introduction to ISO 9000 standards.

UNIT-V

Reliability – Evaluation of design by tests - Hazard Models, Linear, Releigh, Weibull. Failure Data Analysis, reliability prediction based on weibull distribution, Reliability improvement.

UNIT-VI

Complex system, reliability, reliability of series, parallel & standby systems & complex systems & reliability prediction and system effectiveness.

Maintainability, availability, economics of reliability engineering, replacement of items, maintenance costing and budgeting, reliability testing.

TEXT BOOKS:

1. G Taguchi, 'Quality Engineering in Production Systems - Mc Graw Hill.
2. E. Bala Guruswamy, 'Reliability Engineering', Tata McGraw Hill.
3. Montgomery "Statistical Quality Control : A Modern Introduction" Wiley.

REFERENCE BOOKS:

1. Frank.M.Gryna Jr. "Jurans Quality planning & Analysis", McGraw Hill.
2. Philippos, 'Taguchi Techniques for Quality Engineering', Mc Graw Hill.
3. LS Srinath, 'Reliability Engineering', Affiliated East West Pvt. Ltd..
4. Eugene Grant, Richard Leavenworth "Statistical Process Control", McGraw Hill.
5. W.A. Taylor, 'Optimization & Variation Reduction in Quality', Tata Mc Graw Hill.
6. Quality and Performance Excellence: James R Evans, Cengage learning.

Course outcome:

Upon successful completion of this course, students should be able to:

1. Understand quality and reliability concept, beware of some basic techniques for quality improvement, and acquire fundamental knowledge of statistics and probability.
2. Apply control charts to analyze and improve the process quality.
3. Design a simple sampling plan, construct its OC curve and evaluate its effectiveness on a given sampling process.
4. Acquire the concepts of the reliability, *and* calculate the system reliability based on the given component connection; *calculate* the reliability based on the given failure model.

IV Year – II SEMESTER

T	P	C
0	0	9

PROJECT WORK**Objectives:**

The aim of the course is to make the student perform a comprehensive project work that involves either or all of the following: optimum design of a mechanical component or an assembly, thermal analysis, computer aided design & analysis, cost effective manufacturing process, material selection, testing procedures or fabrication of components and prepare a detailed technical thesis report. The completed task should also take into account the significance of real time applications, energy management and the environmental affects.

Outcomes:

After completing the project work the student should learn the technical procedure of planning, scheduling and realizing an engineering product and further acquire the skills of technical report writing and data collection.

Course content:

The student should work in groups to achieve the aforementioned objectives and the outcomes.



JAWAHARLAL NEHRU TECHNOLOGICAL UNIVERSITY KAKINADA
KAKINADA – 533 003, Andhra Pradesh, India

DEPARTMENT OF ELECTRONICS AND COMMUNICATION ENGINEERING

COURSE STRUCTURE AND SYLLABUS

For UG – R20

B. TECH - ELECTRONICS AND COMMUNICATION ENGINEERING

(Applicable for batches admitted from 2020-2021)



JAWAHARLAL NEHRU TECHNOLOGICAL UNIVERSITY KAKINADA

KAKINADA - 533 003, ANDHRA PRADESH, INDIA



JAWAHARLAL NEHRU TECHNOLOGICAL UNIVERSITY KAKINADA
KAKINADA – 533 003, Andhra Pradesh, India

DEPARTMENT OF ELECTRONICS AND COMMUNICATION ENGINEERING

COURSE STRUCTURE

I Year – I SEMESTER

S. No	Category	Subjects	L	T	P	Credits
1	HS	Communicative English	3	0	0	3
2	BS	Mathematics -I	3	0	0	3
3	BS	Applied Chemistry	3	0	0	3
4	ES	Programming for Problem Solving Using C	3	0	0	3
5	BS	Engineering Drawing	2	0	2	3
6	LC	English Communication Skills Laboratory	0	0	3	1.5
7	LC	Applied Chemistry Lab	0	0	3	1.5
8	LC	Programming for Problem Solving Using C Lab	0	0	3	1.5
Total Credits						19.5

I Year – II SEMESTER

S. No	Category	Subjects	L	T	P	Credits
1	BS	Mathematics –II	3	0	0	3
2	BS	Applied Physics	3	0	0	3
3	ES	Object Oriented Programming through Java	2	0	2	3
4	ES	Network Analysis	3	0	0	3
5	ES	Basic Electrical Engineering	3	0	0	3
6	LC	Electronic workshop Lab	0	0	3	1.5
7	LC	Basic Electrical Engineering Lab	0	0	3	1.5
8	LC	Applied Physics Lab	0	0	3	1.5
9	MC	Environmental Science	3	0	0	0.0
Total Credits						19.5



JAWAHARLAL NEHRU TECHNOLOGICAL UNIVERSITY KAKINADA
KAKINADA – 533 003, Andhra Pradesh, India

DEPARTMENT OF ELECTRONICS AND COMMUNICATION ENGINEERING

II B.Tech – I Semester

S. No	Subjets	Category	L	T	P	Credits
1	Electronic Devices and Circuits	PCC	3	1	0	3
2	Switching Theory and Logic Design	PCC	3	1	0	3
3	Signalsand Systems	PCC	3	1	0	3
4	Random Variables and Stochastic Processes	PCC	3	1	0	3
5	Mathematics-III	BSC	3	1	0	3
6	OOPS through Java Lab	PCC lab	0	0	3	1.5
7	Electronic Devices and Circuits -Lab	PCC lab	0	0	3	1.5
8	Switching Theoryand Logic Design–Lab	PCC lab	0	0	3	1.5
9	Python Programming	Skill oriented course*	0	0	4	2
Total Credits						21.5

II B.Tech – II Semester

S. No	Subjets	Category	L	T	P	Credits
1	Electronic Circuit Analysis	BSC/PC	3	1	0	3
2	Digital IC Design	PCC	3	1	0	3
3	Analog Communications	PCC	3	0	0	3
4	Linear control Systems	ESC	3	1	0	3
5	Management and Organizational Behavior	HSS	3	0	0	3
6	Electronic Circuit Analysis Lab	PCC Lab	0	0	3	1.5
7	Analog Communications Lab	PCC Lab	0	0	3	1.5
8	Digital IC Design Lab	PCCLab	0	0	3	1.5
9	Soft Skills	Skill oriented course*	0	0	4	2
Total Credits						21.5



JAWAHARLAL NEHRU TECHNOLOGICAL UNIVERSITY KAKINADA
KAKINADA – 533 003, Andhra Pradesh, India

DEPARTMENT OF ELECTRONICS AND COMMUNICATION ENGINEERING

I Year - I Semester		L	T	P	C
		3	0	0	3
COMMUNICATIVE ENGLISH					

Introduction

The course is designed to train students in receptive (listening and reading) as well as productive and interactive (speaking and writing) skills by incorporating a comprehensive, coherent and integrated approach that improves the learners' ability to effectively use English language in academic/ workplace contexts. The shift is from *learning about the language* to *using the language*. On successful completion of the compulsory English language course/s in B.Tech., learners would be confident of appearing for international language qualification/proficiency tests such as IELTS, TOEFL, or BEC, besides being able to express themselves clearly in speech and competently handle the writing tasks and verbal ability component of campus placement tests. Activity based teaching-learning methods would be adopted to ensure that learners would engage in actual use of language both in the classroom and laboratory sessions.

Course Objectives

- Facilitate effective listening skills for better comprehension of academic lectures and English spoken by native speakers
- Focus on appropriate reading strategies for comprehension of various academic texts and authentic materials
- Help improve speaking skills through participation in activities such as role plays, discussions and structured talks/oral presentations
- Impart effective strategies for good writing and demonstrate the same in summarizing, writing well organized essays, record and report useful information
- Provide knowledge of grammatical structures and vocabulary and encourage their appropriate use in speech and writing

Learning Outcomes

At the end of the module, the learners will be able to

- understand social or transactional dialogues spoken by native speakers of English and identify the context, topic, and pieces of specific information
- ask and answer general questions on familiar topics and introduce oneself/others
- employ suitable strategies for skimming and scanning to get the general idea of a text and locate specific information
- recognize paragraph structure and be able to match beginnings/endings/headings with paragraphs
- form sentences using proper grammatical structures and correct word forms



JAWAHARLAL NEHRU TECHNOLOGICAL UNIVERSITY KAKINADA
KAKINADA – 533 003, Andhra Pradesh, India

DEPARTMENT OF ELECTRONICS AND COMMUNICATION ENGINEERING

Unit 1:

Lesson-1: A Drawer full of happiness from “**Infotech English**”, Maruthi Publications

Lesson-2: Deliverance by Premchand from “**The Individual Society**”, Pearson Publications. (Non-detailed)

Listening: Listening to short audio texts and identifying the topic. Listening to prose, prose and conversation.

Speaking: Asking and answering general questions on familiar topics such as home, family, work, studies and interests. Self introductions and introducing others.

Reading: Skimming text to get the main idea. Scanning to look for specific pieces of information.

Reading for Writing: Paragraph writing (specific topics) using suitable cohesive devices; linkers, sign posts and transition signals; mechanics of writing - punctuation, capital letters.

Vocabulary: Technical vocabulary from across technical branches (20) GRE Vocabulary (20) (Antonyms and Synonyms, Word applications) Verbal reasoning and sequencing of words.

Grammar: Content words and function words; word forms: verbs, nouns, adjectives and adverbs; nouns: countables and uncountables; singular and plural basic sentence structures; simple question form - wh-questions; word order in sentences.

Pronunciation: Vowels, Consonants, Plural markers and their realizations

Unit 2:

Lesson-1: Nehru’s letter to his daughter Indira on her birthday from “**Infotech English**”, Maruthi Publications

Lesson-2: Bosom Friend by Hira Bansode from “**The Individual Society**”, Pearson Publications.(Non-detailed)

Listening: Answering a series of questions about main idea and supporting ideas after listening to audio texts, both in speaking and writing.

Speaking: Discussion in pairs/ small groups on specific topics followed by short structured talks. Functional English: Greetings and leave takings. **Reading:** Identifying sequence of ideas; recognizing verbal techniques that help to link the ideas in a paragraph together.

Reading for Writing: Summarizing - identifying main idea/s and rephrasing what is read; avoiding redundancies and repetitions.

Vocabulary: Technical vocabulary from across technical branches (20 words). GRE Vocabulary Analogies (20 words) (Antonyms and Synonyms, Word applications)

Grammar: Use of articles and zero article; prepositions.

Pronunciation: Past tense markers, word stress-di-syllabic words



JAWAHARLAL NEHRU TECHNOLOGICAL UNIVERSITY KAKINADA
KAKINADA – 533 003, Andhra Pradesh, India

DEPARTMENT OF ELECTRONICS AND COMMUNICATION ENGINEERING

Unit 3:

Lesson-1: Stephen Hawking-Positivity ‘Benchmark’ from “**Infotech English**”, Maruthi Publications

Lesson-2: Shakespeare’s Sister by **Virginia Woolf** from “**The Individual Society**”, Pearson Publications.(Non-detailed)

Listening: Listening for global comprehension and summarizing what is listened to, both in speaking and writing.

Speaking: Discussing specific topics in pairs or small groups and reporting what is discussed. Functional English: Complaining and Apologizing.

Reading: Reading a text in detail by making basic inferences - recognizing and interpreting specific context clues; strategies to use text clues for comprehension. Critical reading.

Reading for Writing: Summarizing - identifying main idea/s and rephrasing what is read; avoiding redundancies and repetitions. Letter writing-types, format and principles of letter writing. E-mail etiquette, Writing CV’s.

Vocabulary: Technical vocabulary from across technical branches (20 words). GRE Vocabulary (20 words) (Antonyms and Synonyms, Word applications) Association, sequencing of words

Grammar: Verbs - tenses; subject-verb agreement; direct and indirect speech, reporting verbs for academic purposes.

Pronunciation: word stress-poly-syllabic words.

Unit 4:

Lesson-1: Liking a Tree, Unbowed: Wangari Maathai-biography from “**Infotech English**”, Maruthi Publications

Lesson-2: Telephone Conversation-Wole Soyinka from “**The Individual Society**”, Pearson Publications.(Non-detailed)

Listening: Making predictions while listening to conversations/ transactional dialogues without video (only audio); listening to audio-visual texts.

Speaking: Role plays for practice of conversational English in academic contexts (formal and informal) - asking for and giving information/directions. Functional English: Permissions, Requesting, Inviting.

Reading: Studying the use of graphic elements in texts to convey information, reveal trends/patterns/relationships, communicative process or display complicated data.

Reading for Writing: Information transfer; describe, compare, contrast, identify significance/trends based on information provided in figures/charts/graphs/tables. Writing SOP, writing for media.

Vocabulary: Technical vocabulary from across technical branches (20 words) GRE Vocabulary (20 words) (Antonyms and Synonyms, Word applications) Cloze Encounters.



JAWAHARLAL NEHRU TECHNOLOGICAL UNIVERSITY KAKINADA
KAKINADA – 533 003, Andhra Pradesh, India

DEPARTMENT OF ELECTRONICS AND COMMUNICATION ENGINEERING

Grammar: Quantifying expressions - adjectives and adverbs; comparing and contrasting; degrees of comparison; use of antonyms

Pronunciation: Contrastive Stress

Unit 5:

Lesson-1: Stay Hungry-Stay foolish from “**Infotech English**”, Maruthi Publications

Lesson-2: Still I Rise by **Maya Angelou** from “**The Individual Society**”, Pearson Publications.(Non-detailed)

Listening: Identifying key terms, understanding concepts and interpreting the concepts both in speaking and writing.

Speaking: Formal oral presentations on topics from academic contexts - without the use of PPT slides. Functional English: Suggesting/Opinion giving.

Reading: Reading for comprehension. RAP Strategy Intensive reading and Extensive reading techniques.

Reading for Writing: Writing academic proposals- writing research articles: format and style.

Vocabulary: Technical vocabulary from across technical branches (20 words) GRE Vocabulary (20 words) (Antonyms and Synonyms, Word applications) Coherence, matching emotions.

Grammar: Editing short texts – identifying and correcting common errors in grammar and usage (articles, prepositions, tenses, subject verb agreement)

Pronunciation: Stress in compound words

Prescribed text books for theory for Semester-I:

1. “**Infotech English**”, Maruthi Publications. (Detailed)

2. “**The Individual Society**”, Pearson Publications.(Non-detailed)

Prescribed text book for Laboratory for Semesters-I & II:

1. “**Infotech English**”, Maruthi Publications. (with Compact Disc)

Reference Books:

- Bailey, Stephen. *Academic writing: A handbook for international students*. Routledge, 2014.
- Chase, Becky Tarver. *Pathways: Listening, Speaking and Critical Thinking*. Heinley ELT; 2nd Edition, 2018.
- Skillful Level 2 Reading & Writing Student's Book Pack (B1) Macmillan Educational.
- Hewings, Martin. *Cambridge Academic English (B2)*. CUP, 2012.



JAWAHARLAL NEHRU TECHNOLOGICAL UNIVERSITY KAKINADA
KAKINADA – 533 003, Andhra Pradesh, India

DEPARTMENT OF ELECTRONICS AND COMMUNICATION ENGINEERING

I Year - I Semester		L	T	P	C
		3	0	0	3
MATHEMATICS-I					

Course Objectives:

- This course will illuminate the students in the concepts of calculus.
- To enlighten the learners in the concept of differential equations and multivariable calculus.
- To equip the students with standard concepts and tools at an intermediate to advanced level mathematics to develop the confidence and ability among the students to handle various real world problems and their applications.

Course Outcomes:

At the end of the course, the student will be able to

- Utilize mean value theorems to real life problems (L3)
- Solve the differential equations related to various engineering fields (L3)
- Familiarize with functions of several variables which is useful in optimization (L3)
- Apply double integration techniques in evaluating areas bounded by region (L3)
- Students will also learn important tools of calculus in higher dimensions. Students will become familiar with 2- dimensional and 3-dimensional coordinate systems (L5)

UNIT I: Sequences, Series and Mean value theorems: (10 hrs)

Sequences and Series: Convergences and divergence – Ratio test – Comparison tests – Integral test – Cauchy’s root test – Alternate series – Leibnitz’s rule.

Mean Value Theorems (without proofs): Rolle’s Theorem – Lagrange’s mean value theorem – Cauchy’s mean value theorem – Taylor’s and Maclaurin’s theorems with remainders.

UNIT II: Differential equations of first order and first degree: (10 hrs)

Linear differential equations – Bernoulli’s equations – Exact equations and equations reducible to exact form.

Applications: Newton’s Law of cooling – Law of natural growth and decay – Orthogonal trajectories – Electrical circuits.

UNIT III: Linear differential equations of higher order: (10 hrs)

Non-homogeneous equations of higher order with constant coefficients – with non-homogeneous term of the type e^{ax} , $\sin ax$, $\cos ax$, polynomials in x^n , $e^{ax} V(x)$ and $x^n V(x)$ – Method of Variation of parameters.

Applications: LCR circuit, Simple Harmonic motion.

UNIT IV: Partial differentiation: (10 hrs)

Introduction – Homogeneous function – Euler’s theorem – Total derivative – Chain rule – Jacobian – Functional dependence – Taylor’s and Mc Laurent’s series expansion of functions of two variables.

Applications: Maxima and Minima of functions of two variables without constraints and Lagrange’s method (with constraints).



JAWAHARLAL NEHRU TECHNOLOGICAL UNIVERSITY KAKINADA
KAKINADA – 533 003, Andhra Pradesh, India

DEPARTMENT OF ELECTRONICS AND COMMUNICATION ENGINEERING

UNIT V: Multiple integrals: (8 hrs)

Double and Triple integrals – Change of order of integration – Change of variables.

Applications: Finding Areas and Volumes.

Text Books:

- 1) B. S. Grewal, Higher Engineering Mathematics, 43rd Edition, Khanna Publishers.
- 2) B. V. Ramana, Higher Engineering Mathematics, 2007 Edition, Tata Mc. Graw Hill Education.

Reference Books:

- 1) Erwin Kreyszig, Advanced Engineering Mathematics, 10th Edition, Wiley-India.
- 2) Joel Hass, Christopher Heil and Maurice D. Weir, Thomas calculus, 14th Edition, Pearson.
- 3) Lawrence Tury, Advanced Engineering Mathematics, CRC Press, 2013.
- 4) Srimantha Pal, S C Bhunia, Engineering Mathematics, Oxford University Press.



JAWAHARLAL NEHRU TECHNOLOGICAL UNIVERSITY: KAKINADA
KAKINADA – 533 003, Andhra Pradesh, India
DEPARTMENT OF ELECTRONICS AND COMMUNICATION ENGINEERING

I Year - I Semester		L	T	P	C
		3	0	0	3
APPLIED CHEMISTRY					

Knowledge of basic concepts of Chemistry for Engineering students will help them as professional engineers later in design and material selection, as well as utilizing the available resources.

COURSE OBJECTIVES

- **Importance** of usage of plastics in household appliances and composites (FRP) in aerospace and automotive industries.
- **Outline** the basics for the construction of electrochemical cells, batteries and fuel cells. Understand the mechanism of corrosion and how it can be prevented.
- **Explain** the preparation of semiconductors and nanomaterials, engineering applications of nanomaterials, superconductors and liquid crystals.
- **Recall** the increase in demand for power and hence alternative sources of power are studied due to depleting sources of fossil fuels. Advanced instrumental techniques are introduced.
- **Outline** the basics of computational chemistry and molecular switches

UNIT I: POLYMER TECHNOLOGY

8 hrs

Polymerisation:- Introduction, methods of polymerization (emulsion and suspension), mechanical properties.

Plastics: Compounding, fabrication (compression, injection, blown film and extrusion), preparation, properties and applications (PVC, polycarbonates and Bakelite), mention some examples of plastic materials used in electronic gadgets, recycling of e-plastic waste (waste to wealth).

Elastomers:- Introduction, preparation, properties and applications (Buna S, thiokol and polyurethanes).

Composite materials: Fiber reinforced plastics, conducting polymers, biodegradable polymers, biopolymers, biomedical polymers.

Course Outcomes: *At the end of this unit, the students will be able to*

- **Analyze** the different types of composite plastic materials and **interpret** the mechanism of conduction in conducting polymers.

UNIT II: ELECTROCHEMICAL CELLS AND CORROSION

10 hrs

Single electrode potential, electrochemical series and uses of series, standard hydrogen electrode, calomel electrode, construction of glass electrode, batteries (Dry cell, Li ion battery and zinc air cells), fuel cells (H₂-O₂, CH₃OH-O₂, phosphoric acid and molten carbonate).

Corrosion:- Definition, theories of corrosion (chemical and electrochemical), galvanic corrosion, differential aeration corrosion, stress corrosion, galvanic series, factors influencing rate of corrosion, corrosion control (proper designing and cathodic protection), Protective coatings (surface preparation, cathodic coatings, anodic coatings, electroplating and electroless plating [nickel]), Paints (constituents, functions and special paints).

Course Outcomes: *At the end of this unit, the students will be able to*

- **Utilize** the theory of construction of electrodes, batteries and fuel cells in redesigning new engineering products and **categorize** the reasons for corrosion and study methods to control corrosion.



JAWAHARLAL NEHRU TECHNOLOGICAL UNIVERSITY: KAKINADA
KAKINADA – 533 003, Andhra Pradesh, India
DEPARTMENT OF ELECTRONICS AND COMMUNICATION ENGINEERING

UNIT III: MATERIAL CHEMISTRY

10 hrs

Part I : Non-elemental semiconducting materials:- Stoichiometric, controlled valency & chalcogen photo/semiconductors-preparation of semiconductors (distillation, zone refining, Czochralski crystal pulling, epitaxy, diffusion, ion implantation) - Semiconductor devices (p-n junction diode as rectifier, junction transistor).

Insulators & magnetic materials: electrical insulators-ferro and ferri magnetism-Hall effect and its applications.

Part II:

Nano materials:- Introduction, sol-gel method, characterization by (Brunauer Emmet Teller [BET]), (scanning electron microscopy [SEM]) and (transmission electron microscopy [TEM]), applications of graphene and fullerenes, carbon nanotubes (types, preparation and applications)

Liquid crystals:- Introduction-types-applications.

Super conductors:-Type –I, Type II-characteristics and applications

Course Outcomes: At the end of this unit, the students will be able to

- **Synthesize** nanomaterials for modern advances of engineering technology.
- **Summarize the** preparation of semiconductors; analyze the applications of liquid crystals and superconductors.

UNIT IV:

SPECTROSCOPIC TECHNIQUES & NON-CONVENTIONAL ENERGY SOURCES

10 hrs

Part A: SPECTROSCOPIC TECHNIQUES

Electromagnetic spectrum-UV (laws of absorption, instrumentation, theory of electronic spectroscopy, Frank-condon principle, chromophores and auxochromes, intensity shifts, applications), FT-IR [instrumentation and differentiation of sp, sp², sp³ and IR stretching of functional groups (alcohols, carbonyls, amines) applications], magnetic resonance imaging and CT scan (procedure & applications).

Part B: NON-CONVENTIONAL ENERGY SOURCES

Design, working, schematic diagram, advantages and disadvantages of photovoltaic cell, hydropower, geothermal power, tidal and wave power, ocean thermal energy conversion.

Course Outcomes: At the end of this unit, the students will be able to

- **Analyze** the principles of different analytical instruments and their applications.
- **Design** models for energy by different natural sources.

UNIT V: ADVANCED CONCEPTS/TOPICS IN CHEMISTRY

8 hrs

Computational chemistry: Introduction to computational chemistry, molecular modelling and docking studies

Molecular switches: characteristics of molecular motors and machines, Rotaxanes and Catenanes as artificial molecular machines, prototypes – linear motions in rotaxanes, an acid-base controlled molecular shuttle, a molecular elevator, an autonomous light-powered molecular motor

Course Outcomes: At the end of this unit, the students will be able to

- **Obtain** the knowledge of computational chemistry and molecular machines



JAWAHARLAL NEHRU TECHNOLOGICAL UNIVERSITY: KAKINADA
KAKINADA – 533 003, Andhra Pradesh, India
DEPARTMENT OF ELECTRONICS AND COMMUNICATION ENGINEERING

Standard Books:

1. P.C. Jain and M. Jain “**Engineering Chemistry**”, 15/e, Dhanpat Rai & Sons, Delhi, (Latest edition).
2. Shikha Agarwal, “**Engineering Chemistry**”, Cambridge University Press, New Delhi, (2019).
3. S.S. Dara, “**A Textbook of Engineering Chemistry**”, S.Chand & Co, (2010).
4. Shashi Chawla, “Engineering Chemistry”, Dhanpat Rai Publishing Co. (Latest edition).

Reference:

1. K. Sessa Maheshwaramma and Mridula Chugh, “**Engineering Chemistry**”, Pearson India Edn.
2. O.G. Palana, “**Engineering Chemistry**”, Tata McGraw Hill Education Private Limited, (2009).
3. CNR Rao and JM Honig (Eds) “**Preparation and characterization of materials**” Academic press, New York (latest edition)
4. B. S. Murthy, P. Shankar and others, “**Textbook of Nanoscience and Nanotechnology**”, University press (latest edition)



JAWAHARLAL NEHRU TECHNOLOGICAL UNIVERSITY: KAKINADA
KAKINADA – 533 003, Andhra Pradesh, India
DEPARTMENT OF ELECTRONICS AND COMMUNICATION ENGINEERING

I Year - I Semester		L	T	P	C
		3	0	0	3
PROGRAMMING FOR PROBLEM SOLVING USING C					

COURSE OBJECTIVES:

The objectives of Programming for Problem Solving Using C are

- To learn about the computer systems, computing environments, developing of a computer program and Structure of a C Program
- To gain knowledge of the operators, selection, control statements and repetition in C
- To learn about the design concepts of arrays, strings, enumerated structure and union types. To learn about their usage.
- To assimilate about pointers, dynamic memory allocation and know the significance of Preprocessor.
- To assimilate about File I/O and significance of functions

UNIT I

Introduction to Computers: Creating and running Programs, Computer Numbering System, Storing Integers, Storing Real Numbers

Introduction to the C Language: Background, C Programs, Identifiers, Types, Variable, Constants, Input/output, Programming Examples, Scope, Storage Classes and Type Qualifiers.

Structure of a C Program: Expressions Precedence and Associativity, Side Effects, Evaluating Expressions, Type Conversion Statements, Simple Programs, Command Line Arguments.

UNIT II

Bitwise Operators: Exact Size Integer Types, Logical Bitwise Operators, Shift Operators.
Selection & Making Decisions: Logical Data and Operators, Two Way Selection, Multiway Selection, More Standard Functions

Repetition: Concept of Loop, Pretest and Post-test Loops, Initialization and Updating, Event and Counter Controlled Loops, Loops in C, Other Statements Related to Looping, Looping Applications, Programming Examples

UNIT III

Arrays: Concepts, Using Array in C, Array Application, Two Dimensional Arrays, Multidimensional Arrays, Programming Example – Calculate Averages

Strings: String Concepts, C String, String Input / Output Functions, Arrays of Strings, String Manipulation Functions String/ Data Conversion, A Programming Example – Morse Code

Enumerated, Structure, and Union: The Type Definition (Type-def), Enumerated Types, Structure, Unions, and Programming Application

UNIT IV

Pointers: Introduction, Pointers to pointers, Compatibility, L value and R value

Pointer Applications: Arrays, and Pointers, Pointer Arithmetic and Arrays, Memory Allocation Function, Array of Pointers, Programming Application

Processor Commands: Processor Commands



JAWAHARLAL NEHRU TECHNOLOGICAL UNIVERSITY: KAKINADA
KAKINADA – 533 003, Andhra Pradesh, India
DEPARTMENT OF ELECTRONICS AND COMMUNICATION ENGINEERING

UNIT V

Functions: Designing, Structured Programs, Function in C, User Defined Functions, Inter-Function Communication, Standard Functions, Passing Array to Functions, Passing Pointers to Functions, Recursion

Text Input / Output: Files, Streams, Standard Library Input / Output Functions, Formatting Input / Output Functions, Character Input / Output Functions

Binary Input / Output: Text versus Binary Streams, Standard Library, Functions for Files, Converting File Type.

TEXT BOOKS:

1. Programming for Problem Solving, Behrouz A. Forouzan, Richard F. Gilberg, CENGAGE
2. The C Programming Language, Brian W. Kernighan, Dennis M. Ritchie, 2e, Pearson

REFERENCES:

1. Computer Fundamentals and Programming, Sumithabha Das, McGrawHill
2. Programming in C, Ashok N. Kamthane, Amit Kamthane, Pearson
3. Computer Fundamentals and Programming in C, Pradip Dey, Manas Ghosh, OXFORD

COURSE OUTCOMES:

Upon the completion of the course the student will learn

- To write algorithms and to draw flowcharts for solving problems
- To convert flowcharts/algorithms to C Programs, compile and debug programs
- To use different operators, data types and write programs that use two-way/ multi-way selection
- To select the best loop construct for a given problem
- To design and implement programs to analyze the different pointer applications
- To decompose a problem into functions and to develop modular reusable code
- To apply File I/O operations.



JAWAHARLAL NEHRU TECHNOLOGICAL UNIVERSITY: KAKINADA
KAKINADA – 533 003, Andhra Pradesh, India
DEPARTMENT OF ELECTRONICS AND COMMUNICATION ENGINEERING

I Year - I Semester	L	T	P	C
	2	0	2	3
ENGINEERING DRAWING				

Course Objective:

Engineering drawing being the principal method of communication for engineers, the objective is to introduce the students, the techniques of constructing the various types of polygons, curves and scales. The objective is also to visualize and represent the 3D objects in 2D planes with proper dimensioning, scaling etc.

Unit I

Objective: To introduce the students to use drawing instruments and to draw polygons, Engg. Curves.

Polygons: Constructing regular polygons by general methods, inscribing and describing polygons on circles.

Curves: Parabola, Ellipse and Hyperbola by general and special methods, cycloids, involutes, tangents & normals for the curves.

Scales: Plain scales, diagonal scales and vernier scales

Unit II

Objective: To introduce the students to use orthographic projections, projections of points & simple lines. To make the students draw the projections of the lines inclined to both the planes.

Orthographic Projections: Reference plane, importance of reference lines, projections of points in various quadrants, projections of lines, line parallel to both the planes, line parallel to one plane and inclined to other plane.

Projections of straight lines inclined to both the planes, determination of true lengths, angle of inclination and traces.

Unit III

Objective: The objective is to make the students draw the projections of the plane inclined to both the planes.

Projections of planes: regular planes perpendicular/parallel to one reference plane and inclined to the other reference plane; inclined to both the reference planes.

Unit IV

Objective: The objective is to make the students draw the projections of the various types of solids in different positions inclined to one of the planes.

Projections of Solids – Prisms, Pyramids, Cones and Cylinders with the axis inclined to both the planes.

Unit V

Objective: The objective is to represent the object in 3D view through isometric views. The student will be able to represent and convert the isometric view to orthographic view and vice versa.

Conversion of isometric views to orthographic views; Conversion of orthographic views to isometric views.

Computer Aided Design, Drawing practice using Auto CAD, Creating 2D&3D drawings of objects using Auto CAD

Note: In the End Examination there will be no question from CAD.



JAWAHARLAL NEHRU TECHNOLOGICAL UNIVERSITY: KAKINADA
KAKINADA – 533 003, Andhra Pradesh, India
DEPARTMENT OF ELECTRONICS AND COMMUNICATION ENGINEERING

TEXT BOOKS:

1. Engineering Drawing by N.D. Butt, Chariot Publications
2. Engineering Drawing by Agarwal & Agarwal, Tata McGraw Hill Publishers

REFERENCE BOOKS:

1. Engineering Drawing by K.L.Narayana & P. Kannaiah, Scitech Publishers
2. Engineering Graphics for Degree by K.C. John, PHI Publishers
3. Engineering Graphics by PI Varghese, McGrawHill Publishers
4. Engineering Drawing + AutoCad – K Venugopal, V. Prabhu Raja, New Age

Course Outcome: The student will learn how to visualize 2D & 3D objects.



JAWAHARLAL NEHRU TECHNOLOGICAL UNIVERSITY: KAKINADA
KAKINADA – 533 003, Andhra Pradesh, India
DEPARTMENT OF ELECTRONICS AND COMMUNICATION ENGINEERING

I Year - I Semester		L	T	P	C
		0	0	3	1.5
ENGLISH COMMUNICATION SKILLS LABORATORY					

TOPICS

UNIT I:

Vowels, Consonants, Pronunciation, Phonetic Transcription, Common Errors in Pronunciation,

UNIT II:

Word stress-di-syllabic words, poly-syllabic words, weak and strong forms, contrastive stress (Homographs)

UNIT III:

Stress in compound words,rhythm, intonation,accent neutralisation.

UNIT IV:

Listening to short audio texts and identifying the context and specific pieces of information to answer a series of questions in speaking.

UNIT V:

Newspapers reading;Understanding and identifying key terms and structures useful for writing reports.

Prescribed text book: “Infotech English”, Maruthi Publications.

References:

1. Exercises in Spoken English Part 1,2,3,4, OUP and CIEFL.
2. English Pronunciation in use- Mark Hancock, Cambridge University Press.
3. English Phonetics and Phonology-Peter Roach, Cambridge University Press.
4. English Pronunciation in use- Mark Hewings, Cambridge University Press.
5. English Pronunciation Dictionary- Daniel Jones, Cambridge University Press.
6. English Phonetics for Indian Students- P. Bala Subramanian, Mac Millan Publications.



JAWAHARLAL NEHRU TECHNOLOGICAL UNIVERSITY: KAKINADA
KAKINADA – 533 003, Andhra Pradesh, India
DEPARTMENT OF ELECTRONICS AND COMMUNICATION ENGINEERING

I Year - I Semester		L	T	P	C
		0	0	3	1.5
APPLIED CHEMISTRY LAB					

Introduction to Chemistry laboratory – Molarity, normality, primary, secondary standard solutions, volumetric titrations, quantitative analysis

1. Determination of HCl using standard Na_2CO_3 solution.
2. Determination of alkalinity of a sample containing Na_2CO_3 and NaOH.
3. Determination of Mn^{+2} using standard oxalic acid solution.
4. Determination of ferrous iron using standard $\text{K}_2\text{Cr}_2\text{O}_7$ solution.
5. Determination of Cu^{+2} using standard hypo solution.
6. Determination of temporary and permanent hardness of water using standard EDTA solution.
7. Determination of Fe^{+3} by a colorimetric method.
8. Determination of the concentration of acetic acid using sodium hydroxide (pH-metry method).
9. Determination of iso-electric point of amino acids using pH-metry method/conductometric method.
10. Determination of the concentration of strong acid vs strong base (by conductometric method).
11. Determination of strong acid vs strong base (by potentiometric method).
12. Determination of Mg^{+2} present in an antacid.
13. Determination of CaCO_3 present in an egg shell.
14. Estimation of Vitamin C.
15. Determination of phosphoric content in soft drinks.
16. Adsorption of acetic acid by charcoal.
17. Preparation of nylon-6, 6 and Bakelite (demonstration only).

Of the above experiments at-least 10 assessment experiments should be completed in a semester.

Outcomes: The students entering into the professional course have practically very little exposure to lab classes. The experiments introduce volumetric analysis; redox titrations with different indicators; EDTA titrations; then they are exposed to a few instrumental methods of chemical analysis. Thus at the end of the lab course, the student is exposed to different methods of chemical analysis and use of some commonly employed instruments. They thus acquire some experimental skills.

Reference Books

1. A Textbook of Quantitative Analysis, Arthur J. Vogel.



JAWAHARLAL NEHRU TECHNOLOGICAL UNIVERSITY: KAKINADA
KAKINADA – 533 003, Andhra Pradesh, India
DEPARTMENT OF ELECTRONICS AND COMMUNICATION ENGINEERING

I Year - I Semester		L	T	P	C
		0	0	3	1.5
PROGRAMMING FOR PROBLEM SOLVING USING C LAB					

Course Objectives:

- 1) Apply the principles of C language in problemsolving.
- 2) To design flowcharts, algorithms and knowing how to debug programs.
- 3) To design & develop of C programs using arrays, strings pointers & functions.
- 4) To review the file operations, preprocessor commands.

Exercise 1:

1. Write a C program to print a block F using hash (#), where the F has a height of six characters and width of five and four characters.
2. Write a C program to compute the perimeter and area of a rectangle with a height of 7 inches and width of 5 inches.
3. Write a C program to display multiple variables.

Exercise 2:

1. Write a C program to calculate the distance between the two points.
2. Write a C program that accepts 4 integers p, q, r, s from the user where r and s are positive and p is even. If q is greater than r and s is greater than p and if the sum of r and s is greater than the sum of p and q print "Correct values", otherwise print "Wrong values".

Exercise 3:

1. Write a C program to convert a string to a long integer.
2. Write a program in C which is a Menu-Driven Program to compute the area of the various geometrical shape.
3. Write a C program to calculate the factorial of a given number.

Exercise 4:

1. Write a program in C to display the n terms of even natural number and their sum.
2. Write a program in C to display the n terms of harmonic series and their sum. $1 + 1/2 + 1/3 + 1/4 + 1/5 \dots 1/n$ terms.
3. Write a C program to check whether a given number is an Armstrong number or not.

Exercise 5:

1. Write a program in C to print all unique elements in an array.
2. Write a program in C to separate odd and even integers in separate arrays.
3. Write a program in C to sort elements of array in ascending order.

Exercise 6:

1. Write a program in C for multiplication of two square matrices.
2. Write a program in C to find transpose of a given matrix.

Exercise 7:

1. Write a program in C to search an element in a row wise and column wise sorted matrix.
2. Write a program in C to print individual characters of string in reverse order.



JAWAHARLAL NEHRU TECHNOLOGICAL UNIVERSITY: KAKINADA
KAKINADA – 533 003, Andhra Pradesh, India
DEPARTMENT OF ELECTRONICS AND COMMUNICATION ENGINEERING

Exercise 8:

1. Write a program in C to compare two strings without using string library functions.
2. Write a program in C to copy one string to another string.

Exercise 9:

1. Write a C Program to Store Information Using Structures with Dynamically Memory Allocation
2. Write a program in C to demonstrate how to handle the pointers in the program.

Exercise 10:

1. Write a program in C to demonstrate the use of & (address of) and *(value at address) operator.
2. Write a program in C to add two numbers using pointers.

Exercise 11:

1. Write a program in C to add numbers using call by reference.
2. Write a program in C to find the largest element using Dynamic Memory Allocation.

Exercise 12:

1. Write a program in C to swap elements using call by reference.
2. Write a program in C to count the number of vowels and consonants in a string using a pointer.

Exercise 13:

1. Write a program in C to show how a function returning pointer.
2. Write a C program to find sum of n elements entered by user. To perform this program, allocate memory dynamically using malloc() function.

Exercise 14:

1. Write a C program to find sum of n elements entered by user. To perform this program, allocate memory dynamically using calloc() function. Understand the difference between the above two programs
2. Write a program in C to convert decimal number to binary number using the function.

Exercise 15:

1. Write a program in C to check whether a number is a prime number or not using the function.
2. Write a program in C to get the largest element of an array using the function.

Exercise 16:

1. Write a program in C to append multiple lines at the end of a text file.
2. Write a program in C to copy a file in another name.
3. Write a program in C to remove a file from the disk.

Course Outcomes:**By the end of the Lab, the student**

- 1) Gains Knowledge on various concepts of a C language.
- 2) Able to draw flowcharts and write algorithms.
- 3) Able design and development of C problem solving skills.
- 4) Able to design and develop modular programming skills.
- 5) Able to trace and debug a program



JAWAHARLAL NEHRU TECHNOLOGICAL UNIVERSITY: KAKINADA
KAKINADA – 533 003, Andhra Pradesh, India
DEPARTMENT OF ELECTRONICS AND COMMUNICATION ENGINEERING

I Year - II Semester		L	T	P	C
		3	0	0	3
MATHEMATICS-II					

Course Objectives:

- To instruct the concept of Matrices in solving linear algebraic equations
- To elucidate the different numerical methods to solve nonlinear algebraic equations
- To disseminate the use of different numerical techniques for carrying out numerical integration.
- To equip the students with standard concepts and tools at an intermediate to advanced level mathematics to develop the confidence and ability among the students to handle various real world problems and their applications.

Course Outcomes: At the end of the course, the student will be able to

- develop the use of matrix algebra techniques that is needed by engineers for practical applications (L6)
- solve system of linear algebraic equations using Gauss elimination, Gauss Jordan, Gauss Seidel (L3)
- evaluate the approximate roots of polynomial and transcendental equations by different algorithms (L5)
- apply Newton's forward & backward interpolation and Lagrange's formulae for equal and unequal intervals (L3)
- apply numerical integral techniques to different Engineering problems (L3)
- apply different algorithms for approximating the solutions of ordinary differential equations with initial conditions to its analytical computations (L3)

UNIT – I: Solving systems of linear equations, Eigen values and Eigen vectors: (10hrs)

Rank of a matrix by echelon form and normal form – Solving system of homogeneous and non-homogeneous linear equations – Gauss Elimination method – Eigen values and Eigen vectors and properties (article-2.14 in text book-1).

Unit – II: Cayley–Hamilton theorem and Quadratic forms: (10hrs)

Cayley-Hamilton theorem (without proof) – Applications – Finding the inverse and power of a matrix by Cayley-Hamilton theorem – Reduction to Diagonal form – Quadratic forms and nature of the quadratic forms – Reduction of quadratic form to canonical forms by orthogonal transformation. Singular values of a matrix, singular value decomposition (text book-3).

UNIT – III: Iterative methods: (8 hrs)

Introduction– Bisection method–Secant method – Method of false position– Iteration method – Newton-Raphson method (One variable and simultaneous Equations) – Jacobi and Gauss-Seidel methods for solving system of equations numerically.

UNIT – IV: Interpolation: (10 hrs)

Introduction– Errors in polynomial interpolation – Finite differences– Forward differences– Backward differences – Central differences – Relations between operators – Newton's forward and backward formulae for interpolation – Interpolation with unequal intervals – Lagrange's interpolation formula– Newton's divide difference formula.



JAWAHARLAL NEHRU TECHNOLOGICAL UNIVERSITY: KAKINADA
KAKINADA – 533 003, Andhra Pradesh, India
DEPARTMENT OF ELECTRONICS AND COMMUNICATION ENGINEERING

UNIT – V: Numerical differentiation and integration, Solution of ordinary differential equations with initial conditions: (10 hrs)

Numerical differentiation using interpolating polynomial – Trapezoidal rule– Simpson's $1/3^{\text{rd}}$ and $3/8^{\text{th}}$ rule– Solution of initial value problems by Taylor's series– Picard's method of successive approximations– Euler's method – Runge-Kutta method (second and fourth order).

Text Books:

1. **B. S. Grewal**, Higher Engineering Mathematics, 44th Edition, Khanna Publishers.
2. **B. V. Ramana**, Higher Engineering Mathematics, 2007 Edition, Tata Mc. Graw Hill Education.
3. **David Poole**, Linear Algebra- A modern introduction, 4th Edition, Cengage.

Reference Books:

1. **Steven C. Chapra**, Applied Numerical Methods with MATLAB for Engineering and Science, Tata Mc. Graw Hill Education.
2. **M. K. Jain, S.R.K. Iyengar and R.K. Jain**, Numerical Methods for Scientific and Engineering Computation, New Age International Publications.
3. **Lawrence Turyn**, Advanced Engineering Mathematics, CRC Press.



JAWAHARLAL NEHRU TECHNOLOGICAL UNIVERSITY: KAKINADA
KAKINADA – 533 003, Andhra Pradesh, India
DEPARTMENT OF ELECTRONICS AND COMMUNICATION ENGINEERING

I Year - II Semester		L	T	P	C
		3	0	0	3
APPLIED PHYSICS					

Unit-I: Wave Optics**12hrs**

Interference: Principle of superposition –Interference of light - Interference in thin films (Reflection Geometry) & applications - Colors in thin films- Newton’s Rings- Determination of wavelength and refractive index.

Diffraction: Introduction - Fresnel and Fraunhofer diffraction - Fraunhofer diffraction due to single slit, double slit - N-slits (Qualitative) – Diffraction Grating - Dispersive power and resolving power of Grating(Qualitative).

Polarization: Introduction-Types of polarization - Polarization by reflection, refraction and Double refraction - Nicol’s Prism -Half wave and Quarter wave plates.

*Unit Outcomes:**The students will be able to*

- **Explain** the need of coherent sources and the conditions for sustained interference(L2)
- **Identify** engineering applications of interference(L3)
- **Analyze** the differences between interference and diffraction with applications(L4)
- **Illustrate** the concept of polarization of light and its applications(L2)
- **Classify** ordinary polarized light and extraordinary polarized light(L2)

Unit-II: Lasers and Fiberoptics**8hrs**

Lasers: Introduction – Characteristics of laser – Spontaneous and Stimulated emissions of radiation – Einstein’s coefficients – Population inversion – Lasing action - Pumping mechanisms – Ruby laser – He-Ne laser - Applications of lasers.

Fiber optics: Introduction –Principle of optical fiber- Acceptance Angle - Numerical Aperture - Classification of optical fibers based on refractive index profile and modes – Propagation of electromagnetic wave through optical fibers - Applications.

*Unit Outcomes:**The students will be able to*

- **Understand** the basic concepts of LASER light Sources(L2)
- **Apply** the concepts to learn the types of lasers(L3)
- **Identifies** the Engineering applications of lasers(L2)
- **Explain** the working principle of optical fibers(L2)
- **Classify** optical fibers based on refractive index profile and mode of propagation(L2)
- **Identify** the applications of optical fibers in various fields(L2)



JAWAHARLAL NEHRU TECHNOLOGICAL UNIVERSITY: KAKINADA
KAKINADA – 533 003, Andhra Pradesh, India
DEPARTMENT OF ELECTRONICS AND COMMUNICATION ENGINEERING

Unit III: Quantum Mechanics, Free Electron Theory and Band theory **10hrs**

Quantum Mechanics: Dual nature of matter – Heisenberg’s Uncertainty Principle – Significance and properties of wave function – Schrodinger’s time independent and dependent wave equations– Particle in a one-dimensional infinite potential well.

Free Electron Theory: Classical free electron theory (Qualitative with discussion of merits and demerits) – Quantum free electron theory– Equation for electrical conductivity based on quantum free electron theory- Fermi-Dirac distribution- Density of states (3D) - Fermi energy.

Band theory of Solids: Bloch’s Theorem (Qualitative) - Kronig - Penney model (Qualitative)- E vs K diagram - v vs K diagram - effective mass of electron – Classification of crystalline solids–concept of hole.

Unit Outcomes:

The students will be able to

- **Explain** the concept of dual nature of matter(L2)
- **Understand** the significance of wave function(L2)
- **Interpret** the concepts of classical and quantum free electron theories(L2)
- **Explain** the importance of K-Pmodel
- **Classify** the materials based on band theory(L2)
- **Apply** the concept of effective mass of electron(L3)

Unit-IV: Dielectric and Magnetic Materials

8hrs

Dielectric Materials: Introduction - Dielectric polarization - Dielectric polarizability, Susceptibility and Dielectric constant - Types of polarizations- Electronic (Quantitative), Ionic (Quantitative) and Orientation polarizations (Qualitative) - Lorentz internal field- Clausius- Mossotti equation-Piezoelectricity.

Magnetic Materials: Introduction - Magnetic dipole moment -Magnetization- Magnetic susceptibility and permeability - Origin of permanent magnetic moment - Classification of

magnetic materials: Dia, para, Ferro, antiferro & Ferri magnetic materials - Domain concept for Ferromagnetism & Domain walls (Qualitative) - Hysteresis - soft and hard magnetic materials- Eddy currents- Engineering applications.

Unit Outcomes:

The students will be able to

- **Explain** the concept of dielectric constant and polarization in dielectric materials(L2)
- **Summarize** various types of polarization of dielectrics(L2)
- **Interpret** Lorentz field and Clausius- Mosotti relation in dielectrics(L2)
- **Classify** the magnetic materials based on susceptibility and their temperature dependence (L2)
- **Explain** the applications of dielectric and magnetic materials(L2)
- **Apply** the concept of magnetism to magnetic data storage devices(L3)



JAWAHARLAL NEHRU TECHNOLOGICAL UNIVERSITY: KAKINADA
KAKINADA – 533 003, Andhra Pradesh, India
DEPARTMENT OF ELECTRONICS AND COMMUNICATION ENGINEERING

Unit – V: Semiconductors and Superconductors

10hrs

Semiconductors: Introduction- Intrinsic semiconductors – Density of charge carriers – Electrical conductivity – Fermi level – extrinsic semiconductors – density of charge carriers – dependence of Fermi energy on carrier concentration and temperature - Drift and diffusion currents – Einstein’s equation- Hall effect – Hall coefficient – Applications of Hall effect.

Superconductors: Introduction – Properties of superconductors – Meissner effect – Type I and Type II superconductors – BCS theory (Qualitative) – Josephson effects (AC and DC) – SQUIDS – High T_c superconductors – Applications of superconductors.

Unit Outcomes:

The students will be able to

- **Classify** the energy bands of semiconductors(L2)
- **Interpret** the direct and indirect band gap semiconductors(L2)
- **Identify** the type of semiconductor using Hall effect(L2)
- **Identify** applications of semiconductors in electronic devices(L2)
- **Classify** superconductors based on Meissner’s effect(L2)
- **Explain** Meissner’s effect, BCS theory & Josephson effect in superconductors(L2)

Text books:

1. M. N. Avadhanulu, P.G.Kshirsagar & TVS Arun Murthy” A Text book of Engineering Physics”- S.Chand Publications, 11th Edition 2019.
2. Engineering Physics” by D.K.Bhattacharya and Poonam Tandon, Oxford press(2015).
3. Applied Physics by P.K.Palanisamy SciTech publications.

Reference Books:

1. Fundamentals of Physics – Halliday, Resnick and Walker, John Wiley & Sons
2. Engineering Physics by M.R.Srinivasan, New Age international publishers(2009).
3. Shatendra Sharma, Jyotsna Sharma, “ Engineering Physics”, Pearson Education, 2018
4. Engineering Physics - Sanjay D. Jain, D. Sahasrabudhe and Girish, University Press
5. Semiconductor physics and devices- Basic principle – Donald A, Neamen, Mc Graw Hill
6. B.K. Pandey and S. Chaturvedi, Engineering Physics, Cengage Learning



JAWAHARLAL NEHRU TECHNOLOGICAL UNIVERSITY: KAKINADA
KAKINADA – 533 003, Andhra Pradesh, India
DEPARTMENT OF ELECTRONICS AND COMMUNICATION ENGINEERING

I Year - II Semester		L	T	P	C
		2	0	2	3
OBJECT ORIENTED PROGRAMMING THROUGH JAVA					

Course Objectives:

This subject will help to improve

- the analytical skills of object oriented programming
- Overall development of problem solving and critical analysis.
- Formal introduction to Java programming language

Course Outcomes:

On successful completion of this course, the student should be able to:

- Show competence in the use of the Java programming language in the development of small to medium- sized application programs that demonstrate professionally acceptable coding and performance standard
- Illustrate the basic principles of the object-oriented programming
- Demonstrate an introductory understanding of graphical user interfaces, multithreaded programming, and event-driven programming.

Unit I

Introduction to Java : Basics of Java programming, Data types, Variables, Operators, Control structures including selection, Looping, Java methods, Overloading, Math class, Arrays in java.

Objects and Classes : Basics of objects and classes in java, Constructors, Finalizer, Visibility modifiers, Methods and objects, Inbuilt classes like String, Character, StringBuffer, File, this reference.

Unit II

Inheritance and Polymorphism : Inheritance in java, Super and sub class, Overriding, Object class, Polymorphism, Dynamic binding, Generic programming, Casting objects, Instance of operator, Abstract class, Interface in java, Package in java, UTIL package.

Unit III

Event and GUI programming : Event handling in java, Event types, Mouse and key events, GUI Basics, Panels, Frames, Layout Managers: Flow Layout, Border Layout, Grid Layout, GUI components like Buttons, Check Boxes, Radio Buttons, Labels, Text Fields, Text Areas, Combo Boxes, Lists, Scroll Bars, Sliders, Windows, Menus, Dialog Box, Applet and its life cycle, Introduction to swing, Creating a swing applet, swing controls and components.

Unit IV

I/O programming: Text and Binary I/O, Binary I/O classes, Object I/O, Random Access Files. Event driven model, handling events

Unit V

Multithreading in java: Thread life cycle and methods, Runnable interface, Thread synchronization, Exception handling with try-catch-finally, Collections in java, Introduction to JavaBeans and Network Programming.



JAWAHARLAL NEHRU TECHNOLOGICAL UNIVERSITY: KAKINADA
KAKINADA – 533 003, Andhra Pradesh, India
DEPARTMENT OF ELECTRONICS AND COMMUNICATION ENGINEERING

Text Books:

- 1) Introduction to Java Programming (Comprehensive Version), Daniel Liang, Seventh Edition, Pearson.
- 2) Programming in Java, Sachin Malhotra & Saurabh Chaudhary, Oxford University Press.

Reference Books:

- 1) Murach's Beginning Java 2, Doug Lowe, Joel Murach and Andrea Steelman, SPD.
- 2) Core Java Volume-I Fundamentals, Eight Edition, Horstmann & Cornell, Pearson Education.
- 3) The Complete Reference, Java 2 (Fourth Edition), Herbert Schild, TMH.
Java Programming, D. S. Malik, Cengage Learning.



JAWAHARLAL NEHRU TECHNOLOGICAL UNIVERSITY: KAKINADA
KAKINADA – 533 003, Andhra Pradesh, India
DEPARTMENT OF ELECTRONICS AND COMMUNICATION ENGINEERING

I Year - II Semester		L	T	P	C
		3	0	0	3
NETWORK ANALYSIS					

UNIT – I

Introduction to Electrical Circuits : Network elements classification, Electric charge and current, Electric energy and potential, Resistance parameter – series and parallel combination, Inductance parameter – series and parallel combination, Capacitance parameter – series and parallel combination. Energy sources: Ideal, Non-ideal, Independent and dependent sources, Source transformation, Kirchoff's laws, Mesh analysis and Nodal analysis problem solving with resistances only including dependent sources also. (Text Books: 1,2,3, Reference Books: 3)

Fundamentals and Network Topology: Definitions of terms associated with periodic functions: Time period, Angular velocity and frequency, RMS value, Average value, Form factor and peak factor- problem solving, Phase angle, Phasor representation, Addition and subtraction of phasors, mathematical representation of sinusoidal quantities, explanation with relevant theory, problem solving. Principal of Duality with examples.

Network Topology: Definitions of branch, node, tree, planar, non-planar graph, incidence matrix, basic tie set schedule, basic cut set schedule. (Text Books: 2,3, Reference Books: 3)

UNIT – II

Transients: First order differential equations, Definition of time constants, R-L circuit, R-C circuit with DC excitation, Evaluating initial conditions procedure, second order differential equations, homogeneous, non-homogenous, problem solving using R-L-C elements with DC excitation and AC excitation, Response as related to s-plane rotation of roots. Solutions using Laplace transform method. (Text Books: 1,2,3, Reference Books: 1,3)

UNIT – III

Steady State Analysis of A.C Circuits: Impedance concept, phase angle, series R-L, R-C, R-L- C circuits problem solving. Complex impedance and phasor notation for R-L, R-C, R-L- C problem solving using mesh and nodal analysis, Star-Delta conversion, problem solving. (Text Books: 1,2, Reference Books: 3)

Coupled Circuits : Coupled Circuits: Self inductance, Mutual inductance, Coefficient of coupling, analysis of coupled circuits, Natural current, Dot rule of coupled circuits, Conductively coupled equivalent circuits- problem solving.

UNIT – IV

Resonance: Introduction, Definition of Q, Series resonance, Bandwidth of series resonance, Parallel resonance, Condition for maximum impedance, current in anti resonance, Bandwidth of parallel resonance, general case-resistance present in both branches, anti resonance at all frequencies. (Text Books: 2,3, Reference Books: 3)

Network Theorems: Thevenin's, Norton's, Milliman's, Reciprocity, Compensation, Substitution, Superposition, Max Power Transfer, Tellegens- problem solving using dependent sources also. (Text Books: 1,2,3, Reference Books: 2)



JAWAHARLAL NEHRU TECHNOLOGICAL UNIVERSITY: KAKINADA
KAKINADA – 533 003, Andhra Pradesh, India
DEPARTMENT OF ELECTRONICS AND COMMUNICATION ENGINEERING

UNIT – V

Two-port Networks: Relationship of two port networks, Z-parameters, Y-parameters, Transmission line parameters, h-parameters, Inverse h-parameters, Inverse Transmission line parameters, Relationship between parameter sets, Parallel connection of two port networks, Cascading of two port networks, series connection of two port networks, problem solving including dependent sources also. (Text Books: 1,2, Reference Books: 1,3)

TEXT BOOKS:

1. Network Analysis – ME Van Valkenburg, Prentice Hall of India, 3rd Edition, 2000.
2. Network Analysis by K. Satya Prasad and S Sivanagaraju, Cengage Learning
3. Electric Circuit Analysis by Hayt and Kimmarle, TMH

REFERENCES:

1. Network lines and Fields by John. D. Ryder 2nd edition, Asia Publishing House.
2. Basic Circuit Analysis by DR Cunningham, Jaico Publishers.
3. Network Analysis and Filter Design by Chadha, Umesh Publications.

COURSE OBJECTIVES:

- To understand the basic concepts on RLC circuits.
- To know the behavior of the steady states and transients states in RLC circuits.
- To know the basic Laplace transforms techniques in periodic waveforms.
- To understand the two port network parameters.
- To understand the properties of LC networks and filters.

COURSE OUTCOME:

- gain the knowledge on basic network elements.
- will analyze the RLC circuits behavior in detail.
- analyze the performance of periodic waveforms.
- gain the knowledge in characteristics of two port network parameters (Z, Y, ABCD, h & g).
- analyze the filter design concepts in real world applications.



JAWAHARLAL NEHRU TECHNOLOGICAL UNIVERSITY: KAKINADA
KAKINADA – 533 003, Andhra Pradesh, India
DEPARTMENT OF ELECTRONICS AND COMMUNICATION ENGINEERING

I Year - II Semester		L	T	P	C
		3	0	0	3
BASIC ELECTRICAL ENGINEERING					

Preamble:

This course covers various topics related to principle of operation and performance of various electrical machines.

Course Educational Objectives:

- To understand the principle of operation, constructional details and operational characteristics of DC generators.
- To understand the principle of operation, characteristics of DC motor. Methods of starting and speed control methods of DC motors.
- To learn the constructional details, principle of operation and performance of transformers.
- To study the principle of operation, construction and details of synchronous machines.
- To learn the principle of operation, constructional details, performance, torque – slip characteristics and starting methods of 3-phase induction motors.

Unit I**DC Machines**

Principle of operation of DC generator – emf equation – types of DC machines – torque equation of DC motor – applications – three point starter - losses and efficiency - swinburne's test - speed control methods – OCC of DC generator- Brake test on DC Shunt motor- numerical problems

Unit II**Transformers**

Principle of operation of single phase transformer constructional features – EMF equation – Losses and efficiency of transformer- regulation of transformer – OC & SC tests predetermination of efficiency and regulations – Sumpner's test-Numerical Problems.

Unit III**Synchronous Generators**

Principle of operation and construction of alternators – types of alternators Regulation of alternator by synchronous impedance method-EMF equation of three phase alternator

Synchronous Motors

Construction of three phase synchronous motor - operating principle – equivalent circuit of synchronous motor.

Unit IV

Induction Machine: Principle of operation and construction of three-phase induction motors – slip ring and squirrel cage motors – slip-torque characteristics – efficiency calculation – starting methods-Brake test on 3-Phase Induction Motor.

Unit V

Special Machines: Principle of operation and construction - single phase induction motor - shaded pole motors – capacitor motors and AC servomotor.



JAWAHARLAL NEHRU TECHNOLOGICAL UNIVERSITY: KAKINADA
KAKINADA – 533 003, Andhra Pradesh, India
DEPARTMENT OF ELECTRONICS AND COMMUNICATION ENGINEERING

Course Outcomes:

- Able to explain the operation of DC generator and analyze the characteristics of DC generator.
- Able to explain the principle of operation of DC motor and analyze their characteristics. Acquire the skills to analyze the starting and speed control methods of DC motors.
- Ability to analyze the performance and speed – torque characteristics of a 3-phase induction motor and understand starting methods of 3-phase induction motor.
- Able to explain the operation of Synchronous Machines
- Capability to understand the operation of various special machines.

TEXT BOOKS:

1. Principles of Electrical Machines by V.K. Mehta & Rohit Mehta, S.Chand publications
2. Theory & performance of Electrical Machines by J.B.Guptha, S.K.Kataria & Sons

REFERENCE BOOKS:

1. Basic Electrical Engineering by M.S.Naidu and S.Kamakshiah, TMH Publications
2. Fundamentals of Electrical Engineering by Rajendra Prasad, PHI Publications, 2nd edition
3. Basic Electrical Engineering by Nagsarkar, Sukhija, Oxford Publications, 2nd edition



JAWAHARLAL NEHRU TECHNOLOGICAL UNIVERSITY: KAKINADA
KAKINADA – 533 003, Andhra Pradesh, India
DEPARTMENT OF ELECTRONICS AND COMMUNICATION ENGINEERING

I Year - II Semester	L	T	P	C
	0	0	3	1.5
ELECTRONIC WORKSHOP LAB				

- I. Identification of components
- II. Laboratory equipment
- III. Soldering practice
- IV. PCB Layout
- V. Testing of Components
- VI. CRO

I. Identification of components:

- Resistors:- Types of Resistors, Value of Resistance using color code, DRBS.
- Capacitors:- Types of capacitors, value of capacitance using color code, DCBS.
- Inductors:- Types of Inductors, DLB
- Rheostats:- Types of Rheostats, Types of potentiometers, Relays.
- Switches:- Types of Switches.
- Cables: Types of Cables.
- Types of Instruments used.

Identification of active elements.

(Two Terminal, Three Terminal Devices)

- (SC diode, Zener diode, D.AC)
- Three Terminal Devices: BJT, UJT, SCR, FET, MOSFET, TRIAC.
- Digital and Analog ICs. (TO and Flat packages) IC regulator types.
- Testing of above components using Multimeter.

II. Laboratory Equipment:

A) Meters:-

- Types of Voltmeters, Types of Ammeters both Analog and Digital.
- Types of Multi meters (Analog & Digital)
- AVO Meters.
- FET input Voltmeter.

B) Laboratory Function Generators and Audio Oscillators.

C) Power Supplies.

D) RF generators.

E) Different Types of Transformers. (Power, AF, RF, etc.)



JAWAHARLAL NEHRU TECHNOLOGICAL UNIVERSITY: KAKINADA
KAKINADA – 533 003, Andhra Pradesh, India
DEPARTMENT OF ELECTRONICS AND COMMUNICATION ENGINEERING

III. *Soldering practice*

Tools kit including soldering iron

Tools Kit:

- Insulated nose plier
- Insulated cutting plier
- Screw driver kit
- Electrical tester
- Soldering iron, Lead, Flux

IV. *PCB layout and Design.*

Materials required, centimeter graph sheets, marker.

V. *Testing of Components.*

Active and Passive Components

VI. *CRO*

Acquaintance with CRO

Measurements on CRO



JAWAHARLAL NEHRU TECHNOLOGICAL UNIVERSITY: KAKINADA
KAKINADA – 533 003, Andhra Pradesh, India
DEPARTMENT OF ELECTRONICS AND COMMUNICATION ENGINEERING

I Year - II Semester		L	T	P	C
		0	0	3	1.5
BASIC ELECTRICAL ENGINEERING LAB					

Learning Objectives:

- To plot the magnetizing characteristics of DC shunt generator and understand the mechanism of self-excitation.
- To control the speed of DC motors.
- To determine and predetermine the performance of DC machines.
- To predetermine the efficiency and regulation of transformers and assess their performance.
- To analyse performance of three phase induction motor.
- To understand the significance of regulation of an alternator using synchronous impedance method.

Any ten of the following experiments are to be conducted

1. Magnetization characteristics of D.C. Shunt generator.
2. Speed control of D.C. shunt motor.
3. Brake test on DC shunt motor.
4. Swinburne's test on DC machine
5. Load test on DC shunt generator
6. Load test on DC series generator.
7. Separation of losses in DC shunt motor
8. OC & SC tests on single-phase transformer
9. Sumpner's test on single-phase transformer
10. Brake test on 3-phase Induction motor.
11. Regulation of alternator by synchronous impedance method.

Learning Outcomes:

The student should be able to:

- Determine and predetermine the performance of DC machines and transformers.
- Control the DC shunt machines.
- Compute the performance of 1-phase transformer.
- Perform tests on 3-phase induction motor and alternator to determine their performance characteristics.



JAWAHARLAL NEHRU TECHNOLOGICAL UNIVERSITY: KAKINADA

KAKINADA – 533 003, Andhra Pradesh, India

DEPARTMENT OF ELECTRONICS AND COMMUNICATION ENGINEERING

(Any 10 of the following listed experiments)

I Year - II Semester		L	T	P	C
		0	0	3	1.5
APPLIED PHYSICS LABORATORY					

List of Applied Physics Experiments

1. Determination of thickness of thin object by wedgemethod.
2. Determination of radius of curvature of a given plano convex lens by Newton'srings.
3. Determination of wavelengths of different spectral lines in mercury spectrum using diffraction grating in normal incidence configuration.
4. Determination of dispersive power of theprism.
5. Determination of dielectric constant using charging and dischargingmethod.
6. Study the variation of B versus H by magnetizing the magnetic material (B-Hcurve).
7. Determination of numerical aperture and acceptance angle of an opticalfiber.
8. Determination of wavelength of Laser light using diffractiongrating.
9. Estimation of Planck's constant using photoelectriceffect.
10. Determination of the resistivity of semiconductor by four probemethod.
11. To determine the energy gap of a semiconductor using p-n junctiondiode.
12. Magnetic field along the axis of a current carrying circular coil by Stewart & Gee's Method
13. Determination of Hall voltage and Hall coefficient of a given semiconductor usingHall Effect.
14. Measurement of resistance of a semiconductor with varyingtemperature.
15. Resistivity of a Superconductor using four probe method & Meissnereffect.

References:

S. Balasubramanian, M.N. Srinivasan "A Text Book of Practical Physics"- S Chand Publishers,2017.



JAWAHARLAL NEHRU TECHNOLOGICAL UNIVERSITY: KAKINADA
KAKINADA – 533 003, Andhra Pradesh, India
DEPARTMENT OF ELECTRONICS AND COMMUNICATION ENGINEERING

I Year - II Semester		L	T	P	C
		3	0	0	0
ENVIRONMENTAL SCIENCE					

Course Objective:

Engineering drawing being the principal method of communication for engineers, the objective is to introduce the students, the techniques of constructing the various types of polygons, curves and scales. The objective is also to visualize and represent the 3D objects in 2D planes with proper dimensioning, scaling etc.

Unit I

Objective: To introduce the students to use drawing instruments and to draw polygons, Engg. Curves.

Polygons: Constructing regular polygons by general methods, inscribing and describing polygons on circles.

Curves: Parabola, Ellipse and Hyperbola by general and special methods, cycloids, involutes, tangents & normals for the curves.

Scales: Plain scales, diagonal scales and vernier scales

Unit II

Objective: To introduce the students to use orthographic projections, projections of points & simple lines. To make the students draw the projections of the lines inclined to both the planes.

Orthographic Projections: Reference plane, importance of reference lines, projections of points in various quadrants, projections of lines, line parallel to both the planes, line parallel to one plane and inclined to other plane.

Projections of straight lines inclined to both the planes, determination of true lengths, angle of inclination and traces.

Unit III

Objective: The objective is to make the students draw the projections of the plane inclined to both the planes.

Projections of planes: regular planes perpendicular/parallel to one reference plane and inclined to the other reference plane; inclined to both the reference planes.

Unit IV

Objective: The objective is to make the students draw the projections of the various types of solids in different positions inclined to one of the planes.

Projections of Solids – Prisms, Pyramids, Cones and Cylinders with the axis inclined to both the planes.

Unit V

Objective: The objective is to represent the object in 3D view through isometric views. The student will be able to represent and convert the isometric view to orthographic view and vice versa.

Conversion of isometric views to orthographic views; Conversion of orthographic views to isometric views.
 Computer Aided Design, Drawing practice using Auto CAD, Creating 2D&3D drawings of objects using Auto CAD

Note: In the End Examination there will be no question from CAD.



JAWAHARLAL NEHRU TECHNOLOGICAL UNIVERSITY: KAKINADA
KAKINADA – 533 003, Andhra Pradesh, India
DEPARTMENT OF ELECTRONICS AND COMMUNICATION ENGINEERING

TEXT BOOKS:

1. Engineering Drawing by N.D. Butt, Chariot Publications
2. Engineering Drawing by Agarwal & Agarwal, Tata McGraw Hill Publishers

REFERENCE BOOKS:

1. Engineering Drawing by K.L.Narayana& P. Kannaiah, Scitech Publishers
2. Engineering Graphics for Degree by K.C. John, PHI Publishers
3. Engineering Graphics by PI Varghese, McGrawHill Publishers
4. Engineering Drawing + AutoCad – K Venugopal, V. Prabhu Raja, New Age

Course Outcome: The student will learn how to visualize 2D & 3D objects.



JAWAHARLAL NEHRU TECHNOLOGICAL UNIVERSITY: KAKINADA
KAKINADA – 533 003, Andhra Pradesh, India
DEPARTMENT OF ELECTRONICS AND COMMUNICATION ENGINEERING

II Year-I Semester		L	T	P	C
		3	1	0	3
ELECTRONIC DEVICES AND CIRCUITS					

Course Objectives:

The main objectives of this course are

- To learn and understand the basic concepts of semi conductor physics.
- Study the physical phenomena such as conduction, transport mechanism and electrical characteristics of different diodes.
- To learn and understand the application of diodes as rectifiers with their operation and characteristics with and without filters are discussed.
- Acquire knowledge about the principle of working and operation of Bipolar Junction Transistor and Field Effect Transistor and their characteristics.
- To learn and understand the purpose of transistor biasing and its significance.
- Small signal equivalent circuit analysis of BJT and FET transistor amplifiers and compare different configurations.

UNIT-I: Review of Semiconductor Physics: Hall effect, continuity equation, law of junction, Fermi-Dirac function, Fermi level in intrinsic and extrinsic Semiconductors

Junction Diode Characteristics : energy band diagram of PN junction Diode, Open circuited p-n junction, Biased p-n junction, p-n junction diode, current components in PN junction Diode, diode equation, V-I Characteristics, temperature dependence on V-I characteristics, Diode resistance, Diode capacitance.

UNIT-II:

Special Semiconductor Devices: Zener Diode, Breakdown mechanisms, Zener diode applications, LED, Varactor Diode, Photodiode, Tunnel Diode, UJT, PN-PN Diode, SCR. Construction, operation and V-I characteristics.

Rectifiers and Filters: Basic Rectifier setup, half wave rectifier, full wave rectifier, bridge rectifier, derivations of characteristics of rectifiers, rectifier circuits-operation, input and output waveforms, Filters, Inductor filter (Series inductor), Capacitor filter (Shunt inductor), π - Filter, comparison of various filter circuits in terms of ripple factors.

UNIT-III: Transistor Characteristics:

BJT: Junction transistor, transistor current components, transistor equation, transistor configurations, transistor as an amplifier, characteristics of transistor in Common Base, Common Emitter and Common Collector configurations, Ebers-Moll model of a transistor, punch through/reach through, Photo transistor, typical transistor junction voltage values.

FET: FET types, construction, operation, characteristics μ , g_m , r_d parameters, MOSFET-types, construction, operation, characteristics, comparison between JFET and MOSFET.



JAWAHARLAL NEHRU TECHNOLOGICAL UNIVERSITY KAKINADA
KAKINADA – 533 003, Andhra Pradesh, India

DEPARTMENT OF ELECTRONICS AND COMMUNICATION ENGINEERING

UNIT- IV: Transistor Biasing and Thermal Stabilization : Need for biasing, operating point, load line analysis, BJT biasing- methods, basic stability, fixed bias, collector to base bias,

self bias, Stabilization against variations in V_{BE} , I_c , and β , Stability factors, (S, S', S'') , Bias compensation, Thermal runaway, Thermal stability.

FET Biasing- methods and stabilization.

UNIT-V: Small Signal Low Frequency Transistor Amplifier Models:

BJT: Two port network, Transistor hybrid model, determination of h-parameters, conversion of h-parameters, generalized analysis of transistor amplifier model using h-parameters, Analysis of CB, CE and CC amplifiers using exact and approximate analysis, Comparison of transistor amplifiers.

FET: Generalized analysis of small signal model, Analysis of CG, CS and CD amplifiers, comparison of FET amplifiers.

Text Books:

1. Electronic Devices and Circuits-J. Millman, C. Halkias, Tata Mc-Graw Hill, Second Edition, 2007
2. Electronic Devices and Circuits-K. Lal Kishore, BS Publications, Fourth Edition, 2016.
3. Electronics devices & circuit theory-Robert L. Boylestad and Loui Nashelsky, Pearson / Prenticehall, tenth edition, 2009

References:

1. Integrated Electronics-J. Millman, C. Halkias, Tata Mc-Graw Hill, Second Edition, 2009
2. 2. Electronic Devices and Integrated Circuits – B.P. Singh, Rekha , Pearson publications
3. 3. Electronic Devices and Circuits-Salivahanan, Kumar, Vallavaraj, Tata Mc-Graw Hill, 4th Edition, 2008.

Course Outcomes:

At the end of this course the student will be able to

- Apply the basic concepts of semiconductor physics.
- Understand the formation of p-n junction and how it can be used as a p-n junction as diode in different modes of operation.
- Know the construction, working principle of rectifiers with and without filters with the relevant expressions and necessary comparisons.
- Understand the construction, principle of operation of transistors, BJT and FET with their $V-I$ characteristics in different configurations.
- Know the need of transistor biasing, various biasing techniques for BJT and FET and stabilization concepts with necessary expressions.
- Perform the analysis of small signal low frequency transistor amplifier circuits using BJT and FET in different configurations



JAWAHARLAL NEHRU TECHNOLOGICAL UNIVERSITY: KAKINADA
KAKINADA – 533 003, Andhra Pradesh, India
DEPARTMENT OF ELECTRONICS AND COMMUNICATION ENGINEERING

II Year - I Semester		L	T	P	C
		3	1	0	3
SWITCHING THEORY AND LOGIC DESIGN					

Course Objectives:

- To solve a typical number base conversion and analyze new error coding techniques.
- Theorems and functions of Boolean algebra and behavior of logic gates.
- To optimize logic gates for digital circuits using various techniques.
- Boolean function simplification using Karnaugh maps and Quine-McCluskey methods.
- To understand concepts of combinational circuits.
- To develop advanced sequential circuits.

UNIT – I**REVIEW OF NUMBER SYSTEMS & CODES:**

Representation of numbers of different radix, conversion from one radix to another radix, $r-1$'s complements and r 's complements of signed members. Gray code, 4 bit codes; BCD, Excess-3, 2421, 84-2-1 code etc. Error detection & correction codes: parity checking, even parity, odd parity, Hamming code.

BOOLEAN THEOREMS AND LOGIC OPERATIONS:

Boolean theorems, principle of complementation & duality, De-morgan theorems. Logic operations ; Basic logic operations -NOT, OR, AND, Universal Logic operations, EX-OR, EX- NOR operations. Standard SOP and POS Forms, NAND-NAND and NOR-NOR realizations, Realization of three level logic circuits. Study the pin diagram and obtain truth table for the following relevant ICs 7400,7402,7404,7408,7432,7486.

UNIT – II**MINIMIZATION TECHNIQUES:**

Minimization and realization of switching functions using Boolean theorems, K-Map (up to 6 variables) and tabular method (Quine-mccluskey method) with only four variables and single function.

COMBINATIONAL LOGIC CIRCUITS DESIGN:

Design of Half adder, full adder, half subtractor, full subtractor, applications of full adders; 4-bit adder-subtractor circuit, BCD adder circuit, Excess 3 adder circuit and carry look-ahead adder circuit, Design code converters using Karnaugh method and draw the complete circuit diagrams.

UNIT – III**COMBINATIONAL LOGIC CIRCUITS DESIGN USING MSI & LSI :**

Design of encoder, decoder, multiplexer and de-multiplexers, Implementation of higher order circuits using lower order circuits. Realization of Boolean functions using decoders and multiplexers. Design of Priority encoder, 4-bit digital comparator and seven segment decoder. Study the relevant ICs pin diagrams and their functions 7442,7447,7485,74154.



JAWAHARLAL NEHRU TECHNOLOGICAL UNIVERSITY: KAKINADA
KAKINADA – 533 003, Andhra Pradesh, India
DEPARTMENT OF ELECTRONICS AND COMMUNICATION ENGINEERING

INTRODUCTION OF PLD's :

PLDs:PROM, PAL, PLA -Basics structures, realization of Boolean functions, Programming table.

UNIT – IV

SEQUENTIAL CIRCUITS I:

Classification of sequential circuits (synchronous and asynchronous) , operation of NAND & NOR Latches and flip-flops; truth tables and excitation tables of RS flip-flop, JK flip-flop, T flip-flop, D flip-flop with reset and clear terminals. Conversion from one flip-flop to another flip-flop. Design of 5 ripple counters, design of synchronous counters, Johnson counter, ring counter. Design of registers - Buffer register, control buffer register, shift register, bi-directional shift register, universal shift, register.

Study the following relevant ICs and their relevant functions 7474,7475,7476,7490,7493,74121.

UNIT – V

SEQUENTIAL CIRCUITS II :

Finite state machine; state diagrams, state tables, reduction of state tables. Analysis of clocked sequential circuits Mealy to Moore conversion and vice-versa. Realization of sequence generator, Design of Clocked Sequential Circuit to detect the given sequence (with overlapping or without overlapping).

TEXT BOOKS:

1. Switching and finite automata theory Zvi.KOHAVI,Niraj.K.Jha 3rd Edition, Cambridge University Press, 2009
2. Digital Design by M.Morris Mano, Michael D Ciletti, 4th edition PHI publication, 2008
3. Switching theory and logic design by Hill and Peterson, Mc-Graw Hill TMH edition, 2012.

REFERENCES:

1. Fundamentals of Logic Design by Charles H. Roth Jr, Jaico Publishers, 2006
2. Digital electronics by R S Sedha. S.Chand & company limited, 2010
3. Switching Theory and Logic Design by A. Anand Kumar, PHI Learning Pvt Ltd, 2016.
4. Digital logic applications and design by John M Yarbough, Cengage Learning, 2006.
5. TTL 74-Series data book.

Course Outcomes:

- Classify different number systems and apply to generate various codes.
- Use the concept of Boolean algebra in minimization of switching functions
- Design different types of combinational logic circuits.
- Apply knowledge of flip-flops in designing of Registers and counters
- The operation and design methodology for synchronous sequential circuits and algorithmic state machines.
- Produce innovative designs by modifying the traditional design techniques.



JAWAHARLAL NEHRU TECHNOLOGICAL UNIVERSITY: KAKINADA
KAKINADA – 533 003, Andhra Pradesh, India
DEPARTMENT OF ELECTRONICS AND COMMUNICATION ENGINEERING

II Year-I Semester		L	T	P	C
		3	1	0	3
SIGNALS AND SYSTEMS					

Course Objectives:

The main objectives of this course are given below:

- To study about signals and systems.
- To analyze the spectral characteristics of signal using Fourier series and Fourier transforms.
- To understand the characteristics of systems.
- To introduce the concept of sampling process
- To know various transform techniques to analyze the signals and systems.

UNIT- I: INTRODUCTION: Definition of Signals and Systems, Classification of Signals, Classification of Systems, Operations on signals: time-shifting, time-scaling, amplitude-shifting, amplitude-scaling. Problems on classification and characteristics of Signals and Systems. Complex exponential and sinusoidal signals, Singularity functions and related functions: impulse function, step function, signum function and ramp function. Analogy between vectors and signals, orthogonal signal space, Signal approximation using orthogonal functions, Mean square error, closed or complete set of orthogonal functions, Orthogonality in complex functions. Related problems.

UNIT-II: FOURIER SERIES AND FOURIER TRANSFORM:

Fourier series representation of continuous time periodic signals, properties of Fourier series, Dirichlet's conditions, Trigonometric Fourier series and Exponential Fourier series, Relation between Trigonometric and Exponential Fourier series, Complex Fourier spectrum. Deriving Fourier transform from Fourier series, Fourier transform of arbitrary signal, Fourier transform of standard signals, Fourier transform of periodic signals, properties of Fourier transforms, Fourier transforms involving impulse function and Signum function. Introduction to Hilbert Transform, Related problems.

UNIT-III: ANALYSIS OF LINEAR SYSTEMS: Introduction, Linear system, impulse response, Response of a linear system, Linear time invariant (LTI) system, Linear time variant (LTV) system, Concept of convolution in time domain and frequency domain, Graphical representation of convolution, Transfer function of a LTI system, Related problems. Filter characteristics of linear systems. Distortion less transmission through a system, Signal bandwidth, system bandwidth, Ideal LPF, HPF and BPF characteristics, Causality and Poly-Wiener criterion for physical realization, relationship between bandwidth and rise time.

UNIT-IV:

CORRELATION: Auto-correlation and cross-correlation of functions, properties of correlation function, Energy density spectrum, Parseval's theorem, Power density spectrum, Relation between Convolution and correlation, Detection of periodic signals in the presence of noise by correlation, Extraction of signal from noise by filtering.

SAMPLING THEOREM: Graphical and analytical proof for Band Limited Signals, impulse sampling, Natural and Flat top Sampling, Reconstruction of signal from its samples, effect of under sampling –Aliasing, Introduction to Band Pass sampling, Related problems.



JAWAHARLAL NEHRU TECHNOLOGICAL UNIVERSITY: KAKINADA

KAKINADA – 533 003, Andhra Pradesh, India

DEPARTMENT OF ELECTRONICS AND COMMUNICATION ENGINEERING

UNIT–V:

LAPLACE TRANSFORMS: Introduction, Concept of region of convergence (ROC) for Laplace transforms, constraints on ROC for various classes of signals, Properties of L.T's, Inverse Laplace transform, Relation between L.T's, and F.T. of a signal. Laplace transform of certain signals using waveform synthesis.

Z–TRANSFORMS: Concept of Z-Transform of a discrete sequence. Region of convergence in Z-Transform, constraints on ROC for various classes of signals, Inverse Z-transform, properties of Z-transforms. Distinction between Laplace, Fourier and Z transforms.

TEXTBOOKS:

1. Signals, Systems & Communications-B.P.Lathi, BS Publications, 2003.
2. Signals and Systems-A.V. Oppenheim, A.S. Willsky and S.H. Nawab, PHI, 2nd Edn, 1997
3. Signals & Systems-Simon Haykin and Van Veen, Wiley, 2nd Edition, 2007

REFERENCEBOOKS:

1. Principles of Linear Systems and Signals–B.P.Lathi, Oxford University Press, 2015
2. Signals and Systems–TK Rawat, Oxford University press, 2011

Course Outcomes: At the end of this course the student will be able to:

- Differentiate the various classifications of signals and systems
- Analyze the frequency domain representation of signals using Fourier concepts
- Classify the systems based on their properties and determine the response of LTI Systems.
- Know the sampling process and various types of sampling techniques.
- Apply Laplace and z-transforms to analyze signals and Systems (continuous & discrete).



JAWAHARLAL NEHRU TECHNOLOGICAL UNIVERSITY: KAKINADA
KAKINADA – 533 003, Andhra Pradesh, India
DEPARTMENT OF ELECTRONICS AND COMMUNICATION ENGINEERING

II Year-I Semester		L	T	P	C
		3	1	0	3
RANDOM VARIABLES AND STOCHASTIC PROCESSES					

Course Objectives:

- To give students an introduction to elementary probability theory, in preparation to learn the concepts of statistical analysis, random variables and stochastic processes.
- To mathematically model the random phenomena with the help of probability theory Concepts.
- To introduce the important concepts of random variables and stochastic processes.
- To analyze the LTI systems with stationary random process as input.

UNIT I

THE RANDOM VARIABLE: Introduction, Review of Probability Theory, Definition of a Random Variable, Conditions for a Function to be a Random Variable, Discrete, Continuous and Mixed Random Variables, Distribution and Density functions, Properties, Binomial, Poisson, Uniform, Gaussian, Exponential, Rayleigh, Conditional Distribution, Conditional Density, Properties.

UNIT II

OPERATION ON RANDOM VARIABLE-EXPECTATIONS: Introduction,

Expected Value of a Random Variable, Function of a Random Variable, Moments about the Origin, Central Moments, Variance and Skew, Chebychev's Inequality, Characteristic Function, Moment Generating Function, Transformations of a Random Variable: Monotonic Transformations for a Continuous Random Variable, Non-monotonic Transformations of Continuous Random Variable.

UNIT III

MULTIPLE RANDOM VARIABLES: Vector Random Variables, Joint Distribution Function, Properties of Joint Distribution, Marginal Distribution Functions, Conditional Distribution and Density, Statistical Independence, Sum of Two Random Variables, Sum of Several Random Variables, Central Limit Theorem: Unequal Distribution, Equal Distributions.

OPERATIONS ON MULTIPLE RANDOM VARIABLES: Joint Moments about the Origin, Joint Central Moments, Joint Characteristic Functions, Jointly Gaussian Random Variables: Two Random Variables case, N Random Variables case, Properties, Transformations of Multiple Random Variables, Linear Transformations of Gaussian Random Variables.

UNIT IV

RANDOM PROCESSES –TEMPORAL CHARACTERISTICS: The Random Process Concept, Classification of Processes, Deterministic and Non deterministic Processes, Distribution and Density Functions, Concept of Stationarity and Statistical Independence. First-Order Stationary Processes, Second-order and Wide-Sense Stationarity, Nth-order and Strict- Sense Stationarity, Time Averages and Ergodicity, Autocorrelation Function and its Properties, Cross-Correlation Function and its Properties, Covariance Functions, Gaussian Random Processes, Poisson Random Process.



JAWAHARLAL NEHRU TECHNOLOGICAL UNIVERSITY: KAKINADA
KAKINADA – 533 003, Andhra Pradesh, India
DEPARTMENT OF ELECTRONICS AND COMMUNICATION ENGINEERING

UNIT V

RANDOM PROCESSES -SPECTRAL CHARACTERISTICS: The Power Density Spectrum: Properties, Relationship between Power Density Spectrum and Auto correlation Function, The Cross-Power Density Spectrum, Properties, Relationship between Cross-Power Density Spectrum and Cross-Correlation Function.

LINEAR SYSTEMS WITH RANDOM INPUTS: Random Signal Response of Linear Systems: System Response – Convolution, Mean and Mean-squared Value of System Response, Auto correlation Function of Response, Cross-Correlation Functions of Input and Output, Spectral Characteristics of System Response: Power Density Spectrum of Response, Cross-Power Density Spectra of Input and Output, Bandpass, Band-Limited and Narrow band Processes, Properties.

TEXTBOOKS:

1. Probability, Random Variables & Random Signal Principles, Peyton Z. Peebles, TMH, 4th Edition, 2001.
2. Probability, Random Variables and Stochastic Processes, Athanasios Papoulis and S. Unnikrishna, PHI, 4th Edition, 2002.
3. Probability and Random Processes with Applications to Signal Processing, Henry Stark and John W. Woods, Pearson Education, 3rd Edition, 2001.

REFERENCE BOOKS:

1. Schaum's Outline of Probability, Random Variables, and Random Processes, 1997.
2. An Introduction to Random Signals and Communication Theory, B.P. Lathi, International Textbook, 1968.
3. Probability Theory and Random Processes, P. Ramesh Babu, McGrawHill, 2015.

Course Outcomes:

After completion of the course, the student will be able to

- Mathematically model the random phenomena and solve simple probabilistic problems.
- Identify different types of random variables and compute statistical averages of the random variables.
- Characterize the random processes in the time and frequency domains.
- Analyze the LTI systems with random inputs.



JAWAHARLAL NEHRU TECHNOLOGICAL UNIVERSITY: KAKINADA
KAKINADA – 533 003, Andhra Pradesh, India
DEPARTMENT OF ELECTRONICS AND COMMUNICATION ENGINEERING

II Year – I Semester		L	T	P	C
		3	1	0	3
MATHEMATICS-III					

Course Objectives:

- To familiarize the techniques in partial differential equations
- To furnish the learners with basic concepts and techniques at plus two level to lead them into advanced level by handling various real world applications.

Course Outcomes: At the end of the course, the student will be able to

- Interpret the physical meaning of different operators such as gradient, curl and divergence (L5)
- Estimate the work done against a field, circulation and flux using vector calculus (L5)
- Apply the Laplace transform for solving differential equations (L3)
- Find or compute the Fourier series of periodic signals (L3)
- Know and be able to apply integral expressions for the forwards and inverse Fourier transform to arrange of non-periodic wave forms (L3)
- Identify solution methods for partial differential equations that model physical processes (L3)

Unit–I: Vector calculus:

(10hrs)

Vector Differentiation: Gradient – Directional derivative – Divergence – Curl – Scalar Potential.
 Vector Integration: Line integral – Work done – Area – Surface and volume integrals – Vector integral theorems: Greens, Stokes and Gauss Divergence theorems (without proof).

Unit–II: Laplace Transforms:

(10hrs)

Laplace transforms of standard functions – Shifting theorems – Transforms of derivatives and integrals – Unit step function – Dirac’s delta function – Inverse Laplace transforms – Convolution theorem (with out proof).

Applications: Solving ordinary differential equations (initial value problems) using Laplace transforms.

Unit–III: Fourier series and Fourier Transforms:

(10hrs)

Fourier Series: Introduction – Periodic functions – Fourier series of periodic function – Dirichlet’s conditions – Even and odd functions – Change of interval – Half-range sine and cosine series.

Fourier Transforms: Fourier integral theorem (without proof) – Fourier sine and cosine integrals – Sine and cosine transforms – Properties – Inverse transforms – Finite Fourier transforms.



JAWAHARLAL NEHRU TECHNOLOGICAL UNIVERSITY: KAKINADA
KAKINADA – 533 003, Andhra Pradesh, India
DEPARTMENT OF ELECTRONICS AND COMMUNICATION ENGINEERING

Unit–IV: PDE of first order:

(8hrs)

Formation of partial differential equations by elimination of arbitrary constants and arbitrary functions – Solutions of first order linear (Lag range) equation and nonlinear (standard types) equations.

UNIT V: Second order PDE and Applications:

(10hrs)

Second order PDE: Solutions of linear partial differential equations with constant coefficient – RHS term of the type e^{ax+by} , $\sin(ax + by)$, $\cos(ax + by)$, $x^m y^n$.

Applications of PDE: Method of separation of Variables – Solution of One dimensional Wave, Heat and two-dimensional Laplace equation.

Text Books:

1. B.S.Grewal, **Higher Engineering Mathematics, 43rd Edition, Khanna Publishers.**
2. **B.V.Ramana**, Higher Engineering Mathematics, 2007 Edition, Tata Mc.Graw Hill Education.

Reference Books:

1. **Erwin Kreyszig**, Advanced Engineering Mathematics, 10th Edition, Wiley-India.
2. **Dean. G. Duffy**, Advanced Engineering Mathematics with MATLAB, 3rd Edition, CRC Press.
3. **Peter O’Neil**, Advanced Engineering Mathematics, Cengage.
4. **Srimantha Pal, SCBhunja**, Engineering Mathematics, Oxford University Press.



JAWAHARLAL NEHRU TECHNOLOGICAL UNIVERSITY: KAKINADA
KAKINADA – 533 003, Andhra Pradesh, India
DEPARTMENT OF ELECTRONICS AND COMMUNICATION ENGINEERING

II Year - I Semester		L	T	P	C
		0	0	3	1.5
OOPS THROUGH JAVA LAB					

Course Outcomes: At the end of the course, students will be able to

		Knowledge Level (K)#
CO1	Identify classes, objects, members of a class and the relationship among them needed for a specific problem	K3
CO2	Implement programs to distinguish different forms of inheritance	K4
CO3	Create packages and to reuse them	K3
CO4	Develop programs using Exception Handling mechanism	K3
CO5	Develop multithreaded application using synchronization concept.	K6
CO6	Design GUI based applications using Swings and AWT.	K6

List of programs to be executed:

1. The Fibonacci sequence is defined by the following rule. The first 2 values in the sequence are 1, 1. Every subsequent value is the sum of the 2 values preceding it. Write a Java Program that uses both recursive and non-recursive functions to print the nth value of the Fibonacci sequence.
2. Write a Java Program that prompts the user for an integer and then prints out all the prime numbers up to that integer.
3. Write a Java program to implement call by value and call by reference mechanisms.
4. Write a Java Program that checks whether a given string is a palindrome or not.
5. Write a Java Program to check the compatibility for multiplication, if compatible multiply two matrices and find its transpose.
6. Write a Java program to implement constructor overloading and method overloading.
7. Write a Java Program that illustrates how runtime polymorphism is achieved.
8. Write a Java Program that illustrates the use of super keyword.
9. Write a Java Program to create and demonstrate packages.
10. Write a Java Program, using String Tokenizer class, which reads a line of integers and then displays each integer and the sum of all integers.
11. Write a Java Program that reads a file name from the user then displays information about whether the file exists, whether the file is readable/ writable, the type of file and the length of the file in bytes and displays the content of the using FileInputStream class.
12. Write a Java Program that displays the number of characters, lines and words in a text/textfile.
13. Write a Java Program to implement a Queue, using user defined Exception Handling (also make use of throw, throws).



JAWAHARLAL NEHRU TECHNOLOGICAL UNIVERSITY: KAKINADA
KAKINADA – 533 003, Andhra Pradesh, India
DEPARTMENT OF ELECTRONICS AND COMMUNICATION ENGINEERING

14. Write a Java Program that creates 3 threads by extending Thread class. First thread displays “Good Morning” every 1 sec, the second thread displays “Hello” every 2 seconds and the third displays “Welcome” every 3 seconds. (Repeat the same by implementing Runnable).
15. Write a Java Program demonstrating the lifecycle of a thread.
16. Write an Applet that displays the content of a file.
17. Write a Java Program that works as a simple calculator. Use a grid layout to arrange buttons for the digits and for the +, -, *, % operations. Add a text field to display the result.
18. Write a Java Program for handling mouse events, keyboard events.
19. Write a Java Program that allows user to draw lines, rectangles and ovals.
20. Write a Java Program that lets users create Pie charts. Design your own user interface (with Swings & AWT).



JAWAHARLAL NEHRU TECHNOLOGICAL UNIVERSITY: KAKINADA
KAKINADA – 533 003, Andhra Pradesh, India
DEPARTMENT OF ELECTRONICS AND COMMUNICATION ENGINEERING

II Year-I Semester		L	T	P	C
		0	0	3	1.5
ELECTRONIC DEVICES AND CIRCUITS LAB					

Note: The students are required to perform the experiment to obtain the V-I characteristics and to determine the relevant parameters from the obtained graphs.

List of Experiments: (Minimum of Ten Experiments has to be performed)

1. P-N Junction Diode Characteristics
 Part A: Germanium Diode (Forward bias & Reverse bias)
 Part B: Silicon Diode (Forward Bias only)
2. Zener Diode Characteristics
3. Part A: V-I Characteristics
 Part B: Zener Diode as Voltage Regulator
4. Rectifiers (without and with c-filter)
 Part A: Half-wave Rectifier
 Part B: Full-wave Rectifier
5. BJT Characteristics (CE Configuration)
 Part A: Input Characteristics
 Part B: Output Characteristics
6. FET Characteristics (CS Configuration)
 Part A: Drain Characteristics
 Part B: Transfer Characteristics
7. SCR Characteristics
8. UJT Characteristics
9. Transistor Biasing
10. CRO Operation and its Measurements
11. BJT-CE Amplifier
12. Emitter Follower-CC Amplifier
13. FET-CS Amplifier



JAWAHARLAL NEHRU TECHNOLOGICAL UNIVERSITY: KAKINADA
KAKINADA – 533 003, Andhra Pradesh, India
DEPARTMENT OF ELECTRONICS AND COMMUNICATION ENGINEERING

Equipmentrequired:

1. Regulated Power supplies
2. Analog/Digital Storage Oscillo scopes
3. Analog/Digital Function Generators
4. Digital Multi-meters
5. Decade Résistance Boxes/Rheostats
6. Decade Capacitance Boxes
7. Ammeters (Analogor Digital)
8. Voltmeters (Analogor Digital)
9. Active & Passive Electronic Components



JAWAHARLAL NEHRU TECHNOLOGICAL UNIVERSITY: KAKINADA
KAKINADA – 533 003, Andhra Pradesh, India
DEPARTMENT OF ELECTRONICS AND COMMUNICATION ENGINEERING

II Year-I Semester		L	T	P	C
		0	0	3	1.5
SWITCHING THEORY AND LOGIC DESIGN LAB					

List of Experiments: (Minimum of Twelve Experiments has to be performed)

1. Verification of truth tables of Logic gates
Two input (i) OR (ii) AND (iii) NOR (iv) NAND (v) Exclusive OR
(vi) Exclusive NOR
2. Design a simple combinational circuit with four variables and obtain minimal SOP expression and verify the truth table using Digital Trainer Kit
3. Verification of functional table of 3 to 8 line Decoder/De-multiplexer
4. 4 variable logic function verification using 8 to 1 multiplexer.
5. Design full adder circuit and verify its functional table.
6. Verification of functional tables of
(i) JK Edge triggered Flip-Flop (ii) JK Master Slav Flip-Flop (iii) D Flip-Flop
7. Design a four bit ring counter using D Flip-Flops/JK Flip Flop and verify output
8. Design a four bit Johnson's counter using D Flip-Flops/JK Flip Flops and verify output
9. Verify the operation of 4-bit Universal Shift Register for different Modes of operation.
10. Draw the circuit diagram of MOD-8 ripple counter and construct a circuit using T- Flip-Flops and Test it with a low frequency clock and Sketch the output wave forms.
11. Design MOD-8 synchronous counter using T Flip-Flop and verify the result and Sketch the output wave forms.
12. (a) Draw the circuit diagram of a single bit comparator and test the output
(b) Construct 7 Segment Display Circuit Using Decoder and 7 Segment LED and test it.

ADDOn Experiments:

1. Design BCD Adder Circuit and Test the Same using Relevant IC
2. Design Excess-3 to 9-Complement convertor using only four Full Adders and test the Circuit.
3. Design an Experimental model to demonstrate the operation of 74154 De-Multiplexer using LEDs for outputs.



JAWAHARLAL NEHRU TECHNOLOGICAL UNIVERSITY: KAKINADA
KAKINADA – 533 003, Andhra Pradesh, India
DEPARTMENT OF ELECTRONICS AND COMMUNICATION ENGINEERING

II Year - I Semester		L	T	P	C
		0	0	4	2
PYTHON LAB (SKILL ORIENTED COURSE)					

COURSE OUTCOMES:

At the end of the course the student shall be able to

CO1: Know comprehensions, generators in python. CO2: Know exception handling in python

CO3: Know file I/O

CO4: Understand various data types like lists, tuples, strings etc

CO5: Know the usage of various pre-defined functions on the above data types

PROGRAMMES:

1. a. Write a program to get the list of even numbers upto a given number.
- b. Write a program to get the ASCII distance between two characters.
- c. Write a program to get the binary form of a given number.
- d. Write a program to convert base 36 to octal.
2. a. Write a program to get the number of vowels in the input string (No control flow allowed)
- b. Write a program to check whether a given number has even number of 1's in its binary representation (No control flow, thenumbercanbein any base)
- c. Write a program to sort given list of strings in the order of their vowel counts.
3. a. Write a program to return the top 'n' most frequently occurring chars and their respective counts. E.g. aaaaaabbbbcccc, 2 should return [(a5) (b 4)]
- b. Write a program to convert a given number into a given base.

Note: Convert the given number into a string in the given base. Valid base is $2 \leq \text{base} \leq 36$

Raise exceptions similar to how int ("XX", YY) does (play in the console to find what errors it raises). Handle negative numbers just like bin and oct do.

4. a. Write a program to convert a given iterable into a list. (Using iterator)
- b. Write a program to implement user defined map() function.

Note: This function implements a map. It goes through the iterable and applies function on each of the elements and returns a list of results.

Don't use a for loop or the built-in map function. Use exceptions, while loop and iter.

- c. Write a program to generate an infinite number of even numbers (Use generator)
- d. Write a program to get a list of even numbers from a given list of numbers. (use only comprehensions)



JAWAHARLAL NEHRU TECHNOLOGICAL UNIVERSITY: KAKINADA
KAKINADA – 533 003, Andhra Pradesh, India
DEPARTMENT OF ELECTRONICS AND COMMUNICATION ENGINEERING

5. Write a program to implement round robin. Note: This routine to take a variable number of sequences and return elements from them in round robin till each sequence is exhausted. If one of the input sequences is infinite, this is also infinite.

e.g if input is [1,2,3], (4,5) -> yield 1,4,2,5,3 one after the other. Use exception control and comprehensions to write elegant code.

Hint: This requires you to use understand variable arguments, lists, listcopy, comprehensions, iterators, generators, exception handling, control flow etc.

6. a. Write a program to sort words in a file and put them in another file. The output file should have only lower case words, so any upper case words from source must be lowered.

(Handle exceptions)

b. Write a program return a list in which the duplicates are removed and the items are sorted from a given input list of strings.

7. a. Write a program to test whether given strings are anagrams or not.

b. Write a program to implement left binary search.

Note: Left binary search returns the left most element when a search key repeats.

For eg input is [1,2,3,3,4,4,5] and I search 3, it should return 2 as index 2 is the left most occurrence of 3.

8. a. write a class Person with attributes name, age, weight (kgs), height (ft) and takes them through the constructor and exposes a method get_bmi_result() which returns one of "underweight", "healthy", "obese"

b. Write a program to convert the passed in positive integer number into its prime factorization form.

Note: If number = $a_1^{p_1} * a_2^{p_2} \dots$ where a_1, a_2 are primes and p_1, p_2 are powers ≥ 1 then we present that using lists and tuples in python as [(a1,p1),(a2,p2), ...]

e.g. [(2,1),(5,1)] is the correct prime factorization of 10

Text book:

1. Mark Lutz & David Ascher, "Learning Python", O'Reilly Publications, 5th edition

Web reference:

1. docs.python.com



JAWAHARLAL NEHRU TECHNOLOGICAL UNIVERSITY: KAKINADA
KAKINADA – 533 003, Andhra Pradesh, India
DEPARTMENT OF ELECTRONICS AND COMMUNICATION ENGINEERING

II Year - II Semester		L	T	P	C
		3	1	0	3
ELECTRONIC CIRCUIT ANALYSIS					

Course Objectives:

The main objectives of this course are:

- To learn hybrid-pi parameters at high frequency and compare with low frequency parameters.
- Learn and understand the purpose of cascading of single stage amplifiers and derive the overall voltage gain.
- Analyze the effect of negative feedback on amplifier characteristics and derive the characteristics.
- Learn and understand the basic principle of oscillator circuits and perform the analysis of different oscillator circuits.
- Compare and analyze different Power amplifiers like Class A, Class B, Class C, Class AB and other types of amplifiers.
- Analyze different types of tuned amplifier circuits.

UNIT-I Small Signal High Frequency Transistor Amplifier models:

BJT: Transistor at high frequencies, Hybrid- π common emitter transistor model, Hybrid π conductance, Hybrid π capacitances, validity of hybrid π model, determination of high-frequency parameters in terms of low-frequency parameters, CE short circuit current gain, current gain with resistive load, cut-off frequencies, frequency response and gain bandwidth product.

FET: Analysis of common Source and common drain Amplifier circuits at high frequencies.

UNIT-II

Multistage Amplifiers: Classification of amplifiers, methods of coupling, cascaded transistor amplifier and its analysis, analysis of two stage RC coupled amplifier, high input resistance transistor amplifier circuits and their analysis-Darlington pair amplifier, Cascode amplifier, Boot-strap emitter follower, Differential amplifier using BJT.

UNIT-III

Feedback Amplifiers: Feedback principle and concept, types of feedback, classification of amplifiers, feedback topologies, Characteristics of negative feedback amplifiers, Generalized analysis of feedback amplifiers, Performance comparison of feedback amplifiers, Method of analysis of feedback amplifiers.

Unit-IV

Oscillators: Oscillator principle, condition for oscillations, types of oscillators, RC-phase shift and Wien bridge oscillators with BJT and FET and their analysis, Generalized analysis of LC Oscillators, Hartley and Colpitt's oscillators using BJT, Frequency and amplitude stability of oscillators.



JAWAHARLAL NEHRU TECHNOLOGICAL UNIVERSITY: KAKINADA

KAKINADA – 533 003, Andhra Pradesh, India

DEPARTMENT OF ELECTRONICS AND COMMUNICATION ENGINEERING

UNIT-V

Power Amplifiers: Classification of amplifiers(A to H), Class A power Amplifiers, Class B Push-pull amplifiers, Complementary symmetry push pull amplifier, Class AB power amplifier, Class-C power amplifier, Thermal stability and Heat sinks.

Tuned Amplifiers: Introduction, Q-Factor, small signal tuned amplifier, capacitance-coupled tuned amplifier, double-tuned amplifiers, staggered-tuned amplifiers

Text Books:

1. Integrated Electronics- J.Millman and C.C.Halkias, Tata McGraw-Hill, 1972.
2. Electronic Devices and Circuits Theory –Robert L.Boylestad and Louis Nashelsky, Pearson/PrenticeHall, Tenth Edition, 2009.
3. Electronic Devices and Integrated Circuits – B.P. Singh, Rekha, Pearson publications, 2006

References:

1. Electronic Circuit Analysis and Design –Donald A.Neaman, McGrawHill, 2010.
2. Micro electronic Circuits-Sedra A.S. and K.C. Smith, Oxford University Press, Sixth Edition, 2011.
3. Electronic Circuit Analysis-B.V.Rao, K.R.Rajeswari, P.C.R.Pantulu, K.B.R.Murthy, Pearson Publications.

Course Outcomes:

At the end of this course the student can able to

- Design and analysis of small signal high frequency transistor amplifier using BJT and FET.
- Design and analysis of multistage amplifiers using BJT and FET and Differential amplifier using BJT.
- Derive the expressions for frequency of oscillation and condition for oscillation of RC and LC oscillators and their amplitude and frequency stability concept.
- Know the classification of the power and tuned amplifiers and their analysis with performance comparison



JAWAHARLAL NEHRU TECHNOLOGICAL UNIVERSITY: KAKINADA
KAKINADA – 533 003, Andhra Pradesh, India
DEPARTMENT OF ELECTRONICS AND COMMUNICATION ENGINEERING

II Year – II Semester		L	T	P	C
		3	1	0	3
DIGITAL IC DESIGN					

OBJECTIVES

The main objectives of this course are:

- Introduction of digital logic families and inter facing concepts for digital design is considered.
- VHDL fundamentals were discussed to modeling the digital system design blocks.
- Design and implementation of combinational and sequential digital logic circuits is explained.

Outcomes:

At the end of this course the student can able to:

- Understand the structure of commercially available digital integrated circuit families.
- Learn the IEEE Standard 1076 Hardware Description Language (VHDL).
- Model complex digital systems at several levels of abstractions, behavioral, structural, and rapid system prototyping.
- Analyze and design basic digital circuits with combinatorial and sequential logic circuits using VHDL.

UNIT-I

Hardware Description Languages.

VHDL: Introduction to VHDL, entity declaration, architecture, data-flow, behavioral and structural style of modelings, datatypes, dataobjects, configuration declaration, package, generic, operators and identifiers, PROCESS, IF, CASE & LOOP statements, VHDL libraries.

Verilog HDL: Introduction to Verilog HDL, data types, data operators, module statement, wire statement, if-else statement, case-end case statement, Verilog syntax and semantics (qualitative approach)

UNIT-II

Combinational Logic Design: Parallel binary adder, carry look ahead adder, BCD adder, Multiplexers and demultiplexers and their use in combinational logic design, ALU, digital comparators, parity generators, code converters, priority encoders. (Qualitative approach of designing and modeling the mentioned combinational logic circuits with relevant digital ICs using HDL)



JAWAHARLAL NEHRU TECHNOLOGICAL UNIVERSITY: KAKINADA
KAKINADA – 533 003, Andhra Pradesh, India
DEPARTMENT OF ELECTRONICS AND COMMUNICATION ENGINEERING

UNIT-III

Sequential Logic Design: Registers, applications of shift registers, ripple or a synchronous counters, synchronous counters, synchronous and a synchronous sequential circuits, hazards in sequential circuits. (Qualitative approach of designing and modeling the mentioned sequential logic circuits with relevant digital ICs using HDL)

UNIT-IV

Combinational MOS Logic Circuits: Introduction, MOS logic circuits with depletion nMOS loads: two-input NOR gate, generalized NOR structure with multiple inputs, transient analysis of NOR gate, two-input NAND gate, generalized NAND structure with multiple inputs, transient analysis of NAND gate, CMOS logic circuits: CMOS NOR2 gate, CMOS NAND2 gate, complex logic circuits, complex CMOS logic gates, AOI and OAI gates, Pseudo-nMOS gates, CMOS full-adder circuit, CMOS transmission gates (Pass Gates), complementary pass-transistor logic.

UNIT-V

Sequential MOS Logic Circuits: Introduction, behavior bistable elements, SR latch circuit, clocked latch and flip-flop circuits: clocked SR latch, clocked JK latch, master-slave flip-flop, CMOS D-latch and Edge-triggered flip-flop, Schmitt trigger circuit, basic principles of pass transistor circuits.

TEXTBOOKS

1. Modern Digital Electronics–R.P.Jain-Fourth Edition–Tata McGraw Hill Education Private Limited, 2010.
2. CMOS Digital Integrated Circuits-Analysis and Design–Sung-Mo Kang & Yusuf Leblebici-Tata McGraw Hill Publishing Company Limited, 2006.
3. VHDL/Verilog Primer - J.Bhasker, Pearson Education/PHI, 3rd Edition.

REFERENCES

1. Digital Design Principles & Practices-John F.Wakerly, PHI/Pearson Education Asia, 3rd Edition, 2005.
2. Fundamentals of Digital Logic with VHDL Design - Stephen Brown, Zvonko Vranesic, McGraw Hill, 3rd Edition.



JAWAHARLAL NEHRU TECHNOLOGICAL UNIVERSITY: KAKINADA
KAKINADA – 533 003, Andhra Pradesh, India
DEPARTMENT OF ELECTRONICS AND COMMUNICATION ENGINEERING

II Year-II Semester		L	T	P	C
		3	0	0	3
ANALOG COMMUNICATIONS					

Course Objectives:

Students undergoing this course are expected to

- Familiarize with the fundamentals of analog communication systems.
- Familiarize with various techniques for analog modulation and demodulation of signals.
- Distinguish the figure of merits of various analog modulation methods.
- Develop the ability to classify and understand various functional blocks of radio transmitters and receivers.
- Familiarize with basic techniques for generating and demodulating various pulse modulated signals.

UNIT I

AMPLITUDE MODULATION : Introduction to communication system, Need for modulation, Frequency Division Multiplexing , Amplitude Modulation, Definition, Time domain and frequency domain description, single tone modulation, power relations in AM waves, Generation of AM waves, square law Modulator, Switching modulator, Detection of AM Waves; Square law detector, Envelope detector.

UNIT II

DSB & SSB MODULATION: Double side band suppressed carrier modulators, time domain and frequency domain description, Generation of DSBSC Waves, Balanced Modulators, Ring Modulator, Coherent detection of DSB-SC Modulated waves, COSTAS Loop. Frequency domain description, Frequency discrimination method for generation of AM SSB Modulated Wave, Time domain description, Phase discrimination method for generating AMSSB Modulated waves. Demodulation of SSB Waves, Vestigial side band modulation: Frequency description, Generation of VSB Modulated wave, Time domain description, Envelope detection of a VSB Wave pulse Carrier, Comparison of AM Techniques, Applications of different AM Systems, FDM.

UNIT III

ANGLE MODULATION: Basic concepts, Frequency Modulation: Single tone frequency modulation, Spectrum Analysis of Sinusoidal FM Wave, Narrowband FM, Wideband FM, Constant Average Power, Transmission bandwidth of FM Wave- Generation of FM Waves, Detection of FM Waves: Balanced Frequency discriminator, Zero crossing detector, Phase locked loop. Comparison of FM & AM.

UNIT IV

TRANSMITTERS & RECEIVERS: Radio Transmitter - Classification of Transmitter, AM Transmitter, Effect of feedback on performance of AM Transmitter, FM Transmitter –Variable reactance type and phase modulated FM Transmitter, frequency stability in FM Transmitter. **Radio Receiver** - Receiver Types - Tuned radio frequency receiver, Super heterodyne receiver, RF section and Characteristics - Frequency changing and tracking, Intermediate frequency, AGC, FM Receiver, Comparison with AM Receiver, Amplitude limiting. Communication Receivers, extensions of super heterodyne principle and additional circuits.



JAWAHARLAL NEHRU TECHNOLOGICAL UNIVERSITY: KAKINADA
KAKINADA – 533 003, Andhra Pradesh, India
DEPARTMENT OF ELECTRONICS AND COMMUNICATION ENGINEERING

UNIT V

NOISE: Review of noise and noise sources, noise figure, Noise in Analog communication Systems, Noise in DSB & SSB System, Noise in AM System, Noise in Angle Modulation Systems, Threshold effect in Angle Modulation System, Pre-emphasis & de-emphasis **PULSE MODULATION:** Types of Pulse modulation, PAM (Single polarity, double polarity) PWM: Generation & demodulation of PWM, PPM, Generation and demodulation of PPM, Time Division Multiplexing, TDM Vs FDM

TEXTBOOKS:

1. Principles of Communication Systems–HTaub&D.Schilling, GautamSahe, TMH, 3rd Edition, 2007.
2. Principles of Communication Systems-Simon Haykin, John Wiley, 2nd Edition, 2007.
3. Modern Digital and Analog Communication Systems –B.P.Lathi, Zhi Ding, Hari Mohan Gupta, Oxford University Press, 4th Edition, 2017

REFERENCES:

1. Electronics & Communication System– George Kennedyand Bernard Davis, TMH 2004.
2. Communication Systems–R.P.Singh, SP Sapre, Second Edition TMH, 2007.
3. Electronic Communication systems–Tomasi, Pearson, fourth Edition, 2007.

Course Outcomes:

After undergoing the course, students will be able to

- Differentiate various Analog modulation and demodulation schemes and their spectral characteristics
- Analyze noise characteristics of various analog modulation methods
- Analyze various functional blocks of radiotransmitters and receivers
- Design simple analog systems for various modulation techniques



JAWAHARLAL NEHRU TECHNOLOGICAL UNIVERSITY: KAKINADA
KAKINADA – 533 003, Andhra Pradesh, India
DEPARTMENT OF ELECTRONICS AND COMMUNICATION ENGINEERING

II Year-II Semester		L	T	P	C
		3	1	0	3
LINEAR CONTROL SYSTEMS					

Course objectives:

- To introduce the concepts of open loop and closed loop systems, mathematical models of mechanical and electrical systems, and concepts of feedback
- To study the characteristics of the given system in terms of the transfer function and introducing various approaches to reduce the overall system for necessary analysis
- To develop the acquaintance in analyzing the system response in time-domain and frequency domain in terms of various performance indices
- To analyze the system in terms of absolute stability and relative stability by different approaches
- To design different control systems for different applications as per given specifications
- To introduce the concepts of state variable analysis, design and also the concepts of controllability and observability.

UNIT I - INTRODUCTION

Concepts of System, Control Systems: Open Loop and closed loop control systems and their differences. Different examples of control systems, Feed-Back Characteristics, Effects of feedback. Mathematical models, Differential equations, Impulse Response and transfer functions. Translational and Rotational mechanical systems

UNIT II – TRANSFER FUNCTION REPRESENTATION

Transfer Function of DC Servo motor - AC Servo motor- Synchro-transmitter and Receiver, Block diagram representation of systems considering electrical systems as examples –Block diagram algebra–Representation by Signal flowgraph-Reduction using mason's gain formula.

TIME RESPONSE ANALYSIS

Standard test signals – Time response of first order systems – Characteristic Equation of Feedback control systems, Transient response of second order systems – Time domain specifications – Steady state response - Steady state errors and error constants.

UNIT III – STABILITY ANALYSIS IN S-DOMAIN

The concept of stability – Routh's stability criterion – qualitative stability and conditional stability – limitations of Routh's stability

Root Locus Technique:

The root locus concept - construction of root loci-effects of adding poles and zeros to $G(s)H(s)$ on the root loci.

UNIT IV

Frequency response analysis: Introduction, Correlation between time and frequency response, Polar Plots, Bode Plots, Nyquist Stability Criterion



JAWAHARLAL NEHRU TECHNOLOGICAL UNIVERSITY: KAKINADA
KAKINADA – 533 003, Andhra Pradesh, India
DEPARTMENT OF ELECTRONICS AND COMMUNICATION ENGINEERING

UNIT V – CLASSICAL CONTROL DESIGN TECHNIQUES

Compensation techniques – Lag, Lead, Lead-Lag Controllers design infrequency Domain, PIDControllers. State Space Analysis of Continuous Systems Concepts of state, state variables andstate model, derivation ofstate models from block diagrams, Diagonalization-Solving the Timeinvariant state Equations- State Transition Matrix and it's Properties – Concepts of ControllabilityandObservability.

TEXT BOOKS:

1. Automatic Control Systems 8th edition– by B.C.Kuo – Johnwiley and son's, 2003.
2. Control Systems Engineering –by I. J.Nagrathand M.Gopal, New Age International (P) Limited, Publishers, 2nd edition, 2007
3. Modern Control Engineering–by Katsuhiko Ogata–Pearson Publications, 5th edition, 2015.

REFERENCE BOOKS:

1. Control Systems by A.Nagoorkani, RB Apublications, 3 edition, 2017.
2. Control Systems by A.Anandkumar, PHI, 2 Edition, 2014.

Course Outcomes:

- This course introduces the concepts of feedback and its advantages to various control systems
- The performance metrics to design the control system intime-domain and frequency domain are introduced.
- Control systems for various applications can be designed using time-domain and frequency domain analysis.
- In addition to the conventional approach, the state space approach for the analysis of control systems is also introduced.



JAWAHARLAL NEHRU TECHNOLOGICAL UNIVERSITY: KAKINADA
KAKINADA – 533 003, Andhra Pradesh, India
DEPARTMENT OF ELECTRONICS AND COMMUNICATION ENGINEERING

II Year - II Semester		L	T	P	C
		3	0	0	3
MANAGEMENT AND ORGANISATIONAL BEHAVIOUR					

Course Objectives:

- To familiarize with the process of management, principles, leadership styles and basic concepts on Organization.
- To provide conceptual knowledge on functional management that is on Human resource management and Marketing management.
- To provide basic insight into select contemporary management practices and Strategic Management.
- To learn theories of motivation and also deals with individual behavior, their personality and perception of individuals.
- To understand about organizations groups that affect the climate of an entire organizations which helps employees in stress management.

Unit - I

Introduction: Management and organizational concepts of management and organization- Nature and Importance of Management, Functions of Management, System approach to Management- Taylor's Scientific Management Theory, Fayol's Principles of Management, Leadership Styles, Social responsibilities of Management. Designing Organizational Structures: Basic concepts related to Organization - Departmentation and Decentralization, MBO, Process and concepts.

Unit - II

Functional Management: Human Resource Management (HRM) Concepts of HRM, Basic functions of HR Manager: Manpower planning, Recruitment, Selection, Training and Development, Wage and Salary Administration Performance Appraisal, Grievance Handling and Welfare Administration, Job Evaluation and Merit Rating.- Marketing Management: Concepts of Marketing, Marketing mix elements and marketing strategies.

Unit - III

Strategic Management: Strategic Management and Contemporary Strategic Issues: Mission, Goals, Objectives, Policy, Strategy, Programmes, Elements of Corporate Planning Process, Environmental Scanning, Value Chain Analysis, SWOT Analysis, Steps in Strategy Formulation and implementation, Generic Strategy alternatives. Bench Marking and Balanced Score Card as Contemporary Business Strategies.

Unit - IV

Individual Behavior: Perception – Perceptual process – Impression management – Personality development – Socialization – Attitude – Process – Formation – Positive attitude – Change – Learning – Learning organizations – Reinforcement Motivation – Process – Motives – Theories of Motivation: Maslow's Theory of Human Needs, Douglas McGregor's Theory X and Theory Y, Herzberg's Two-Factor Theory of Motivation



JAWAHARLAL NEHRU TECHNOLOGICAL UNIVERSITY: KAKINADA
KAKINADA – 533 003, Andhra Pradesh, India
DEPARTMENT OF ELECTRONICS AND COMMUNICATION ENGINEERING

Unit - V

Group Dynamics: Types of Groups, Stages of Group Development, Group Behaviour and Group Performance Factors, Organizational conflicts: Reasons for Conflicts, Consequences of Conflicts in Organization, Types of Conflicts, Strategies for Managing Conflicts, Organizational Climate and Culture, Stress, Causes and effects, coping strategies of stress.

Reference Books:

1. Subba Rao P., *Organizational Behaviour*, Himalaya Publishing House, Mumbai.
2. Fred Luthans *Organizational Behaviour*, TMH, New Delhi.
3. Robins, Stephen P., *Fundamentals of Management*, Pearson, India.
4. Kotler Philip & Keller Kevin Lane: *Marketing Management* 12/e, PHI, 2007
5. Koontz & Weihrich: *Essentials of Management*, 6/e, TMH, 2007
6. Kanishka Bedi, *Production and Operations Management*, Oxford University Press, 2007.

Course Outcomes:

- After completion of the Course the student will acquire the knowledge on management functions, global leadership and organizational structure.
- Will familiarize with the concepts of functional management that is HR and Marketing of new product developments.
- The learner is able to think strategically through contemporary management practices.
- The learner can develop positive attitude through personality development and can equip with motivational theories.
- The student can attain the group performance and grievance handling in managing the organizational culture.



JAWAHARLAL NEHRU TECHNOLOGICAL UNIVERSITY: KAKINADA
KAKINADA – 533 003, Andhra Pradesh, India
DEPARTMENT OF ELECTRONICS AND COMMUNICATION ENGINEERING

II Year – II Semester		L	T	P	C
		0	0	3	1.5
ELECTRONIC CIRCUIT ANALYSIS LAB					

Note: The students are required to design the circuit and perform the simulation using Multisim/ Equivalent Industrial Standard Licensed simulation software tool. Further they are required to verify the result using necessary hardware equipment.

List of Experiments: (Minimum of Ten Experiments has to be performed)

1. Determination of f_{Tofa} given transistor.
2. Voltage-Series Feedback Amplifier
3. Current-Shunt Feedback Amplifier
4. RC Phase Shift/Wien Bridge Oscillator
5. Hartley/Colpitt's Oscillator
6. Two Stage RC Coupled Amplifier
7. Darlington Pair Amplifier
8. Boots trapped Emitter Follower
9. Class A Series-fed Power Amplifier
10. Transformer-coupled Class A Power Amplifier
11. Class B Push-Pull Power Amplifier
12. Complementary Symmetry Class B Push-Pull Power Amplifier
13. Single Tuned Voltage Amplifier
14. Double Tuned Voltage Amplifier

Equipment required: Software:

- i. Multisim/Equivalent Industrial Standard Licensed simulation software tool.
- ii. Computer Systems with required specifications

Hardware Required:

1. Regulated Power supplies
2. Analog/Digital Storage Oscillo scopes
3. Analog/Digital Function Generators
4. Digital Multimeters
5. Decade Résistance Boxes/Rheostats
6. Decade Capacitance Boxes
7. Ammeters (Analog or Digital)
8. Voltmeters (Analog or Digital)
9. Active & Passive Electronic Components



JAWAHARLAL NEHRU TECHNOLOGICAL UNIVERSITY: KAKINADA
KAKINADA – 533 003, Andhra Pradesh, India
DEPARTMENT OF ELECTRONICS AND COMMUNICATION ENGINEERING

II Year-II Semester		L	T	P	C
		0	0	3	1.5
ANALOG COMMUNICATIONS LAB					

List of Experiments:

(Twelve experiments to be done- **The students have to calculate the relevant parameters**) –

(a. Hardware, b. MATLAB Simulink, c. MATLAB Communication tool box)

- A. Amplitude Modulation - Modulation & Demodulation
- B. AM – DSBSC - Modulation & Demodulation
- C. Spectrum Analysis of Modulated signal using Spectrum Analyzer
- D. Diode Detector
- E. Pre-emphasis & De-emphasis
- F. Frequency Modulation–Modulation & Demodulation
- G. AGC Circuits
- H. Verification of Sampling Theorem
- I. Pulse Amplitude Modulation & Demodulation
- J. PWM, PPM–Modulation & Demodulation
- K. PLLIC-565 as FM demodulator
- L. Radio receiver characteristics
- M. Radio Receiver/TV Receiver Demokits or Trainees.

Note: All the above experiments are to be executed/completed using hardware boards and also to be simulated on Mat lab.

Equipment & Software required: Software:

- i) Computer Systems with latest specifications
- ii) Connected in LAN (Optional)
- iii) Operating system (Windows/Linux software)
- iv) Simulations software (Simulink & MATLAB)

Equipment:

1. RPS - 0 –30V
2. CRO - 0– 20M Hz.
3. Function Generators - 0 – 1 MHz
4. Components and Bread boards
5. Multimeters and other meters
6. Spectrum Analyzer



JAWAHARLAL NEHRU TECHNOLOGICAL UNIVERSITY: KAKINADA
KAKINADA – 533 003, Andhra Pradesh, India
DEPARTMENT OF ELECTRONICS AND COMMUNICATION ENGINEERING

II Year – II Semester		L	T	P	C
		0	0	4	2
SOFT SKILLS (SKILL ORIENTED COURSE)					

Course Outcomes:

At the end of the Course, the Student will be able to:

CO1 Use language fluently, accurately and appropriately in debates and group discussions

CO2 Use their skills of listening comprehension to communicate effectively in cross-cultural contexts.

CO3 Learn and use new vocabulary.

CO 4 Write resumes, project reports and reviews.

CO5 Exhibit interview skills and develop soft skills.

1. Group Discussion–dynamics of group discussion, Lateral thinking, Brain storming.
2. Interview Skills– concept and process, pre-interview planning, opening strategies, answering strategies, interview through teleand video-conferencing.
3. Meetings-making meeting effective, chairing a meeting, decision-making, seeking opinions, interrupting and handling interruptions, clarifications, closure, Negotiation skills.
4. Listening comprehension – Achieving ability to comprehend material delivered at relatively fast speed; comprehending spoken material in Standard Indian English, British English, and American English.
5. Cross-Cultural Communication / Non-Verbal Communication, Problems of Language, Lack of Language equivalency/ difficulties in using English.
6. Vocabulary building, Creativity in using Advertisements, Case Studies etc.
7. Personality Development: Decision-Making, Problem Solving, Goal Setting, Time Management & Positive Thinking.
8. Resume writing –structure and presentation, planning, defining the career objective.
9. Writing Skills–Letter writing, Email etiquette; Essays for competitive examinations, Analyzing news paper articles.
10. Technical Report Writing/Project Proposals–Types of format and styles, subject matter–organization, clarity,
11. Coherence and style, planning, data-collection, tools, analysis- Progress and Project Reports.

REFERENCES:

1. M.Ashraf Rizvi, “Effective Technical Communication”, Tata McGraw-Hill Publishing Company Ltd. 2005.
2. Andrea J.Rutherford, “Basic Communication Skills for Technology”, 2nd Edition, Pearson Education, 2007.
3. Meenakshi Raman & Sangeeta Sharma, “Technical Communication”, Oxford University Press, 2011.
4. DELTA 's key to the Next Generation TOEFL Test: “Advanced Skill Practice,” New Age



JAWAHARLAL NEHRU TECHNOLOGICAL UNIVERSITY: KAKINADA
KAKINADA – 533 003, Andhra Pradesh, India
DEPARTMENT OF ELECTRONICS AND COMMUNICATION ENGINEERING

COURSE STRUCTURE AND SYLLABUS

For

B. TECH ELECTRONICS AND COMMUNICATION ENGINEERING

(Applicable for batches admitted from 2019-2020)



JAWAHARLAL NEHRU TECHNOLOGICAL UNIVERSITY: KAKINADA

KAKINADA - 533 003, Andhra Pradesh, India



JAWAHARLAL NEHRU TECHNOLOGICAL UNIVERSITY: KAKINADA
KAKINADA – 533 003, Andhra Pradesh, India
DEPARTMENT OF ELECTRONICS AND COMMUNICATION ENGINEERING

I Year – I SEMESTER

Sl. No	Course Code	Subjects	L	T	P	Credits
1	HS1101	English	3	0	0	3
2	BS1101	Mathematics - I	3	0	0	3
3	BS1106	Applied Chemistry	3	0	0	3
4	ES1101	Programming for Problem Solving Using C	3	0	0	3
5	ES1103	Engineering Drawing	1	0	3	2.5
6	HS1102	English Lab	0	0	3	1.5
7	BS1107	Applied Chemistry Lab	0	0	3	1.5
8	ES1102	Programming for Problem Solving Using C Lab	0	0	3	1.5
9	MC1101	Environmental Science	3	0	0	0
Total Credits			16	0	12	19

I Year – IISEMESTER

Sl. No	Course Code	Subjects	L	T	P	Credits
1	BS1202	Mathematics – II	3	0	0	3
2	BS1203	Mathematics – III	3	0	0	3
3	BS1204	Applied Physics	3	0	0	3
4	ES1209	Network Analysis	3	0	0	3
5	ES1211	Basic Electrical Engineering	3	0	0	3
6	ES1215	Electronic workshop	0	0	2	1
7	ES1208	Basic Electrical Engineering Lab	0	0	3	1.5
8	BS1205	Applied Physics Lab	0	0	3	1.5
9	HS1203	Communication Skills Lab	0	0	2	1
10	PR1201	Engineering Exploration Project	0	0	2	1
			15	0	12	21



JAWAHARLAL NEHRU TECHNOLOGICAL UNIVERSITY: KAKINADA
KAKINADA – 533 003, Andhra Pradesh, India
DEPARTMENT OF ELECTRONICS AND COMMUNICATION ENGINEERING

II Year – I Semester

S. No.	Course	Category	L	T	P	Credits
1	Electronic Devices and Circuits	PC	3	0	0	3
2	Switching Theory and Logic Design	PC	3	0	0	3
3	Signals and Systems	PC	3	0	0	3
4	Random Variables and Stochastic Processes	PC	3	0	0	3
5	Object Oriented Programming through Java	ES	3	0	0	3
6	Managerial Economics & Financial Analysis	HS	3	0	0	3
7	Electronic Devices and Circuits - Lab	LC	0	0	3	1.5
8	Switching Theory and Logic Design - Lab	LC	0	0	3	1.5
9	Constitution of India	MC	3	0	0	0
			Sub-Total			21

II Year – II Semester

S. No.	Course	Category	L	T	P	Credits
1	Electronic Circuit Analysis	PC	3	0	0	3
2	Linear Control Systems	PC	3	0	0	3
3	Electromagnetic Waves and Transmission Lines	PC	3	0	0	3
4	Analog Communications	PC	3	0	0	3
5	Computer Architecture and Organization	ES	3	0	0	3
6	Management and Organizational Behavior	HS	3	0	0	3
7	Electronic Circuit Analysis - Lab	LC	0	0	3	1.5
8	Analog Communications - Lab	LC	0	0	3	1.5
			Sub-Total			21



JAWAHARLAL NEHRU TECHNOLOGICAL UNIVERSITY: KAKINADA
KAKINADA – 533 003, Andhra Pradesh, India
DEPARTMENT OF ELECTRONICS AND COMMUNICATION ENGINEERING

III Year – I Semester

S. No.	Course	Category	L	T	P	Credits
1	Linear Integrated Circuits and Applications	PC	3	0	0	3
2	Microprocessor and Microcontrollers	PC	3	0	0	3
3	Digital Communications	PC	3	0	0	3
4	Electronic Measurements & Instrumentation	PC	3	0	0	3
5	Professional Elective (PE 1)	PE	3	0	0	3
6	Linear Integrated Circuits and Applications - Lab	LC	0	0	3	1.5
7	Digital Communications Lab	LC	0	0	3	1.5
8	Microprocessor and Microcontrollers - Lab	LC	0	0	3	1.5
9	Mini Project with Hardware Development	PR	0	0	3	1.5
10	Essence of Indian Traditional Knowledge	MC	3	0	0	0
			Sub-Total			21

III Year – IISemester

S. No.	Course	Category	L	T	P	Credits
1	Wired and Wireless Transmission Devices	PC	3	0	0	3
2	VLSI Design	PC	3	0	0	3
3	Digital Signal Processing	PC	3	0	0	3
4	Professional Elective (PE2)	PE	3	0	0	3
5	Open Elective (OE1)	OE	3	0	0	3
6	Internet of Things	PC	3	0	0	3
7	VLSI Lab	LC	0	0	3	1.5
8	Digital Signal Processing Lab	LC	0	0	3	1.5
9	Intellectual Property Rights (IPR) & Patents	MC	3	0	0	0
			Sub-Total			21



JAWAHARLAL NEHRU TECHNOLOGICAL UNIVERSITY: KAKINADA
KAKINADA – 533 003, Andhra Pradesh, India
DEPARTMENT OF ELECTRONICS AND COMMUNICATION ENGINEERING

IV Year – I Semester

S. No.	Course	Category	L	T	P	Credits
1	Microwave and Optical Communication Engineering	PC	3	0	0	3
2	Data Communications & Computer networks	PC	3	0	0	3
3	Digital Image and Video Processing	PC	3	0	0	3
4	Professional Elective (PE3)	PE	3	0	0	3
5	Professional Elective (PE4)	PE	3	0	0	3
6	Internet of Things Lab	LC	0	0	3	1.5
7	Microwave and Optical Communication Engineering LAB	LC	0	0	3	1.5
8	Project - Part I	PR	0	0	6	3
			Sub-Total			21

IV Year – II Semester

S. No.	Course	Category	L	T	P	Credits
1	Professional Elective (PE5)	PE	3	0	0	3
2	Open Elective (OE2)	OE	3	0	0	3
3	Project - Part II	PR	0	0	18	9
			Sub-Total			15
			Total			160



JAWAHARLAL NEHRU TECHNOLOGICAL UNIVERSITY: KAKINADA
KAKINADA – 533 003, Andhra Pradesh, India
DEPARTMENT OF ELECTRONICS AND COMMUNICATION ENGINEERING

PROFESSIONAL ELECTIVES 1:

1. Information Theory & Coding
2. Digital System Design using HDL
3. Data structures and Algorithms
4. Soft computing techniques and Python programming
5. Simulation & Mathematical Modeling

PROFESSIONAL ELECTIVES 2:

1. Cellular & Mobile Communication
2. Digital IC Design
3. Business Intelligence & Analytics
4. Pattern Recognition
5. Robotics and Automation

PROFESSIONAL ELECTIVES 3:

1. Communication Standards and Protocols
2. Analog IC Design
3. Smart Sensors
4. Advanced Digital Signal Processing
5. Augmented Reality

PROFESSIONAL ELECTIVES 4:

1. Software Radio
2. Low power VLSI Design
3. Embedded Systems
4. DSP processors and Architectures
5. Multi Media Communication

PROFESSIONAL ELECTIVES 5:

1. Wireless Communication
2. VLSI Testing & Testability
3. Machine Learning & Artificial Intelligence
4. Speech Processing
5. Industrial Internet of Things



JAWAHARLAL NEHRU TECHNOLOGICAL UNIVERSITY: KAKINADA
KAKINADA – 533 003, Andhra Pradesh, India
DEPARTMENT OF ELECTRONICS AND COMMUNICATION ENGINEERING

OPEN ELECTIVES FOR ECE:

Open Elective 1:

1. DataMining
2. PowerElectronics
3. MEMS and itsapplications
4. Artificial NeuralNetworks

Open Elective 2:

1. 3D Printing
2. Block chainTechnology
3. Cyber Security &Cryptography

OPEN ELECTIVES OFFERED BY ECE:

- OE 1 Principles of communication
OE 2 Embedded Systems



JAWAHARLAL NEHRU TECHNOLOGICAL UNIVERSITY: KAKINADA
KAKINADA – 533 003, Andhra Pradesh, India
DEPARTMENT OF ELECTRONICS AND COMMUNICATION ENGINEERING

Unit 1:

Lesson-1: A Drawer full of happiness from “**Infotech English**”, Maruthi Publications

Lesson-2: Deliverance by Premchand from “**The Individual Society**”, Pearson Publications.
(Non-detailed)

Listening: Listening to short audio texts and identifying the topic. Listening to short audio texts and identifying the context and specific pieces of information to answer a series of questions both in speaking and writing.

Speaking: Asking and answering general questions on familiar topics such as home, family, work, studies and interests. Self introductions and introducing others.

Reading: Skimming text to get the main idea. Scanning to look for specific pieces of information.

Reading for Writing: Paragraph writing (specific topics) using suitable cohesive devices; linkers, sign posts and transition signals; mechanics of writing - punctuation, capital letters.

Vocabulary: Technical vocabulary from across technical branches (20) GRE Vocabulary (20) (Antonyms and Synonyms, Word applications) Verbal reasoning and sequencing of words.

Grammar: Content words and function words; word forms: verbs, nouns, adjectives and adverbs; nouns: countables and uncountables; singular and plural basic sentence structures; simple question form - wh-questions; word order in sentences.

Pronunciation: Vowels, Consonants, Plural markers and their realizations

Unit 2:

Lesson-1: Nehru’s letter to his daughter Indira on her birthday from “**Infotech English**”, Maruthi Publications

Lesson-2: Bosom Friend by Hira Bansode from “**The Individual Society**”, Pearson Publications. (Non-detailed)

Listening: Answering a series of questions about main idea and supporting ideas after listening to audio texts, both in speaking and writing.

Speaking: Discussion in pairs/ small groups on specific topics followed by short structured talks. Functional English: Greetings and leave takings.

Reading: Identifying sequence of ideas; recognizing verbal techniques that help to link the ideas in a paragraph together.

Reading for Writing: Summarizing - identifying main idea/s and rephrasing what is read; avoiding redundancies and repetitions.



JAWAHARLAL NEHRU TECHNOLOGICAL UNIVERSITY: KAKINADA
KAKINADA – 533 003, Andhra Pradesh, India
DEPARTMENT OF ELECTRONICS AND COMMUNICATION ENGINEERING

Listening: Making predictions while listening to conversations/ transactional dialogues without video (only audio); listening to audio-visual texts.

Speaking: Role plays for practice of conversational English in academic contexts (formal and informal) - asking for and giving information/directions. Functional English: Permissions, Requesting, Inviting.

Reading: Studying the use of graphic elements in texts to convey information, reveal trends/patterns/relationships, communicative process or display complicated data.

Reading for Writing: Information transfer; describe, compare, contrast, identify significance/trends based on information provided in figures/charts/graphs/tables. Writing SOP, writing for media.

Vocabulary: Technical vocabulary from across technical branches (20 words) GRE Vocabulary (20 words) (Antonyms and Synonyms, Word applications) Cloze Encounters.

Grammar: Quantifying expressions - adjectives and adverbs; comparing and contrasting; degrees of comparison; use of antonyms

Pronunciation: Contrastive Stress

Unit 5:

Lesson-1: Stay Hungry-Stay foolish from “**Infotech English**”, Maruthi Publications

Lesson-2: Still I Rise by **Maya Angelou** from “**The Individual Society**”, Pearson Publications. (Non-detailed)

Listening: Identifying key terms, understanding concepts and interpreting the concepts both in speaking and writing.

Speaking: Formal oral presentations on topics from academic contexts - without the use of PPT slides. Functional English: Suggesting/Opinion giving.

Reading: Reading for comprehension. RAP Strategy Intensive reading and Extensive reading techniques.

Reading for Writing: Writing academic proposals- writing research articles: format and style.

Vocabulary: Technical vocabulary from across technical branches (20 words) GRE Vocabulary (20 words) (Antonyms and Synonyms, Word applications) Coherence, matching emotions.

Grammar: Editing short texts – identifying and correcting common errors in grammar and usage (articles, prepositions, tenses, subject verb agreement)



JAWAHARLAL NEHRU TECHNOLOGICAL UNIVERSITY: KAKINADA
KAKINADA – 533 003, Andhra Pradesh, India
DEPARTMENT OF ELECTRONICS AND COMMUNICATION ENGINEERING

Pronunciation: Stress in compound words

Prescribed text books for theory for Semester-I:

1. “**Infotech English**”, Maruthi Publications.(Detailed)
2. “**The Individual Society**”, Pearson Publications.(Non-detailed)

Reference books:

1. Bailey, Stephen. Academic writing: A handbook for international students.Routledge, 2014.
2. Chase, Becky Tarver. Pathways: Listening, Speaking and Critical Thinking.Heinley ELT; 2nd Edition, 2018.
3. Skillful Level 2 Reading & Writing Student's Book Pack (B1) MacmillanEducational.
4. Hewings, Martin. Cambridge Academic English (B2). CUP,2012.



JAWAHARLAL NEHRU TECHNOLOGICAL UNIVERSITY: KAKINADA
KAKINADA – 533 003, Andhra Pradesh, India
DEPARTMENT OF ELECTRONICS AND COMMUNICATION ENGINEERING

I Year - I Semester		L	T	P	C
		3	0	0	3
MATHEMATICS-I (Common to all Branch's for I Year B.Tech)					

Course Objectives:

- This course will illuminate the students in the concepts of calculus.
- To enlighten the learners in the concept of differential equations and multivariable calculus.
- To equip the students with standard concepts and tools at an intermediate to advanced level mathematics to develop the confidence and ability among the students to handle various real world problems and their applications.

Course Outcomes: At the end of the course, the student will be able to

- utilize mean value theorems to real life problems (L3)
- solve the differential equations related to various engineering fields (L3)
- familiarize with functions of several variables which is useful in optimization (L3)
- Apply double integration techniques in evaluating areas bounded by region (L3)
- students will also learn important tools of calculus in higher dimensions. Students will become familiar with 2- dimensional and 3-dimensional coordinate systems (L5)

UNIT I: Sequences, Series and Mean value theorems: (10hrs)

Sequences and Series: Convergence and divergence – Ratio test – Comparison tests – Integral test – Cauchy's root test – Alternate series – Leibnitz's rule.

Mean Value Theorems (without proofs): Rolle's Theorem – Lagrange's mean value theorem – Cauchy's mean value theorem – Taylor's and Maclaurin's theorems with remainders.

UNIT II: Differential equations of first order and first degree: (10 hrs)

Linear differential equations – Bernoulli's equations – Exact equations and equations reducible to exact form.

Applications: Newton's Law of cooling – Law of natural growth and decay – Orthogonal trajectories – Electrical circuits.



JAWAHARLAL NEHRU TECHNOLOGICAL UNIVERSITY: KAKINADA
KAKINADA – 533 003, Andhra Pradesh, India
DEPARTMENT OF ELECTRONICS AND COMMUNICATION ENGINEERING

UNIT III: Linear differential equations of higher order: (10 hrs)

Non-homogeneous equations of higher order with constant coefficients – with non-homogeneous term of the type e^{ax} , $\sin ax$, $\cos ax$, polynomials in x^n , $e^{ax}V(x)$ and $x^nV(x)$ – Method of Variation of parameters.

Applications: LCR circuit, Simple Harmonic motion.

UNIT IV: Partial differentiation: (10 hrs)

Introduction – Homogeneous function – Euler’s theorem – Total derivative – Chain rule – Jacobian – Functional dependence – Taylor’s and Mc Laurent’s series expansion of functions of two variables.

Applications: Maxima and Minima of functions of two variables without constraints and Lagrange’s method (with constraints).

UNIT V: Multiple integrals: (8hrs)

Double and Triple integrals – Change of order of integration – Change of variables.

Applications: Finding Areas and Volumes.

Text Books:

1. **B. S. Grewal**, Higher Engineering Mathematics, 43rd Edition, Khanna Publishers.
2. **B. V. Ramana**, Higher Engineering Mathematics, 2007 Edition, Tata Mc. Graw Hill Education.

Reference Books:

1. **Erwin Kreyszig**, Advanced Engineering Mathematics, 10th Edition, Wiley-India.
2. **Joel Hass, Christopher Heil and Maurice D. Weir**, Thomas calculus, 14th Edition, Pearson.
3. **Lawrence Turyn**, Advanced Engineering Mathematics, CRC Press, 2013.
4. **Srimantha Pal, S C Bhunia**, Engineering Mathematics, Oxford University Press.



JAWAHARLAL NEHRU TECHNOLOGICAL UNIVERSITY: KAKINADA
KAKINADA – 533 003, Andhra Pradesh, India
DEPARTMENT OF ELECTRONICS AND COMMUNICATION ENGINEERING

I Year - I Semester		L	T	P	C
		3	0	0	3
APPLIED CHEMISTRY					

Knowledge of basic concepts of Chemistry for Engineering students will help them as professional engineers later in design and material selection, as well as utilizing the available resources.

Learning Objectives:

- **Importance** of usage of plastics in household appliances and composites (FRP) in aerospace and automotive industries.
- **Outline** the basics for the construction of electrochemical cells, batteries and fuel cells. Understand the mechanism of corrosion and how it can be prevented.
- **Express** the increase in demand as wide variety of advanced materials are introduced; which have excellent engineering properties.
- **Explain** the crystal structures, and the preparation of semiconductors. Magnetic properties are also studied.
- **Recall** the increase in demand for power and hence alternative sources of power are studied due to depleting sources of fossil fuels. Advanced instrumental techniques are introduced.

UNIT I POLYMER TECHNOLOGY

Polymerisation:- Introduction-methods of polymerization (emulsion and suspension)-physical and mechanical properties.

Plastics: Compounding-fabrication (compression, injection, blown film, extrusion) - preparation, properties and applications of PVC, polycarbonates and Bakelite-mention some examples of plastic materials used in electronic gadgets, recycling of e-plastic waste.

Elastomers:- Natural rubber-drawbacks-vulcanization-preparation, properties and applications of synthetic rubbers (Buna S, thiokol and polyurethanes).

Composite materials: Fiber reinforced plastics-conducting polymers-biodegradable polymers-biopolymers-biomedical polymers.

Learning Outcomes: At the end of this unit, the students will be able to

- **Outline** the properties of polymers and various additives added and different methods of forming plastic materials.
- **Explain** the preparation, properties and applications of some plastic materials.
- **Interpret** the mechanism of conduction in conducting polymers.
- **Discuss** natural and synthetic rubbers and their applications.

UNIT II: ELECTROCHEMICAL CELLS AND CORROSION

Single electrode potential-Electrochemical series and uses of series-standard hydrogen electrode, calomel electrode-concentration cell-construction of glass electrode-Batteries: Dry cell, Ni-Cd cells, Ni-Metal hydride cells, Li ion battery, zinc air cells-Fuel cells: H₂-O₂, CH₃OH-O₂, phosphoric acid, molten carbonate.

Corrosion:- Definition-theories of corrosion (chemical and electrochemical)-galvanic corrosion, differential aeration corrosion, stress corrosion, waterline corrosion-passivity of metals-galvanic series-factors influencing rate of corrosion-corrosion control (proper designing, cathodic



JAWAHARLAL NEHRU TECHNOLOGICAL UNIVERSITY: KAKINADA
KAKINADA – 533 003, Andhra Pradesh, India
DEPARTMENT OF ELECTRONICS AND COMMUNICATION ENGINEERING

protection)-Protective coatings: Surface preparation, cathodic and anodic coatings, electroplating, electroless plating (nickel). Paints (constituents, functions, specialpaints).

Learning Outcomes: *At the end of this unit, the students will be able to*

- *Explain* the theory of construction of battery and fuelcells.
- *Categorize* the reasons for corrosion and study some methods of corrosioncontrol.

UNIT III: MATERIAL CHEMISTRY

Part I : Non-elemental semiconducting materials:- Stoichiometric, controlled valency & chalcogen photo/semiconductors-preparation of semiconductors (distillation, zone refining, Czochralski crystal pulling, epitaxy, diffusion, ion implantation) - Semiconductor devices (p-n junction diode as rectifier, junction transistor).

Insulators & magnetic materials: electrical insulators-ferro and ferri magnetism-Hall effect and its applications.

Part II:

Nano materials:-Introduction-sol-gel method- characterization by BET, SEM and TEM methods-applications of graphene-carbon nanotubes and fullerenes: Types, preparation and applications

Liquid crystals:-Introduction-types-applications.

Super conductors:-Type –I, Type II-characteristics and applications

Learning Outcomes: *At the end of this unit, the students will be able to*

- *Understand* the importance of materials like nanomaterials and fullerenes and theiruses.
- *Understand* liquid crystals andsuperconductors.
- *Understand* the preparation ofsemiconductors.

UNIT IV: ADVANCED CONCEPTS/TOPICS IN CHEMISTRY

Computational chemistry: Introduction, Ab Initio studies

Molecular switches: characteristics of molecular motors and machines, Rotaxanes and Catenanes as artificial molecular machines, prototypes – linear motions in rotaxanes, an acid-base controlled molecular shuttle, a molecular elevator, an autonomous light-powered molecular motor

Learning Outcomes: *At the end of this unit, the students will be able to*

- *Obtain* the knowledge of computationalchemistry
- *Understand* importance molecularmachines

UNIT V: SPECTROSCOPIC TECHNIQUES & NON CONVENTIONAL ENERGY SOURCES

Part A: SPECTROSCOPIC TECHNIQUES

Electromagnetic spectrum-UV (laws of absorption, instrumentation, theory of electronic spectroscopy, Frank-condon principle, chromophores and auxochromes, intensity shifts, applications), FT-IR (instrumentation and IR of some organic compounds, applications)-magnetic resonance imaging and CT scan (procedure & applications).

Part B: NON CONVENTIONAL ENERGY SOURCES

Design, working, schematic diagram, advantages and disadvantages of photovoltaic cell, hydropower, geothermal power, tidal and wave power, ocean thermal energy conversion.



JAWAHARLAL NEHRU TECHNOLOGICAL UNIVERSITY: KAKINADA
KAKINADA – 533 003, Andhra Pradesh, India
DEPARTMENT OF ELECTRONICS AND COMMUNICATION ENGINEERING

Learning Outcomes: *At the end of this unit, the students will be able to*

- understand the principles of different analytical instruments.
- explain the different applications of analytical instruments.
- design sources of energy by different natural sources.

Standard Books:

1. Engineering Chemistry by Jain and Jain; Dhanpat Rai Publishing Co.

Reference Books:

1. Engineering Chemistry by Shikha Agarwal; Cambridge University Press, 2019 edition.



JAWAHARLAL NEHRU TECHNOLOGICAL UNIVERSITY: KAKINADA
KAKINADA – 533 003, Andhra Pradesh, India
DEPARTMENT OF ELECTRONICS AND COMMUNICATION ENGINEERING

I Year - I Semester		L	T	P	C
		3	0	0	3
PROGRAMMING FOR PROBLEM SOLVING USING C					

COURSE OBJECTIVES: COURSE OBJECTIVES:

The objectives of Programming for Problem Solving Using C are

- 1) To learn about the computer systems, computing environments, developing of a computer program and Structure of a C Program
- 2) To gain knowledge of the operators, selection, control statements and repetition in C
- 3) To learn about the design concepts of arrays, strings, enumerated structure and union types. To learn about their usage.
- 4) To assimilate about pointers, dynamic memory allocation and know the significance of Preprocessor.
- 5) To assimilate about File I/O and significance of functions

UNIT I

Introduction to Computers: Creating and running Programs, Computer Numbering System, Storing Integers, Storing Real Numbers

Introduction to the C Language: Background, C Programs, Identifiers, Types, Variable, Constants, Input/output, Programming Examples, Scope, Storage Classes and Type Qualifiers.

Structure of a C Program: Expressions Precedence and Associativity, Side Effects, Evaluating Expressions, Type Conversion Statements, Simple Programs, Command Line Arguments.

UNIT II

Bitwise Operators: Exact Size Integer Types, Logical Bitwise Operators, Shift Operators.

Selection & Making Decisions: Logical Data and Operators, Two Way Selection, Multiway Selection, More Standard Functions

Repetition: Concept of Loop, Pretest and Post-test Loops, Initialization and Updating, Event and Counter Controlled Loops, Loops in C, Other Statements Related to Looping, Looping Applications, Programming Examples

UNIT III

Arrays: Concepts, Using Array in C, Array Application, Two Dimensional Arrays, Multidimensional Arrays, Programming Example – Calculate Averages

Strings: String Concepts, C String, String Input / Output Functions, Arrays of Strings, String Manipulation Functions String/ Data Conversion, A Programming Example – Morse Code

Enumerated, Structure, and Union: The Type Definition (Type def), Enumerated Types, Structure, Unions, and Programming Application

UNIT IV

Pointers: Introduction, Pointers to pointers, Compatibility, L value and R value

Pointer Applications: Arrays, and Pointers, Pointer Arithmetic and Arrays, Memory Allocation Function, Array of Pointers, Programming Application

Processor Commands: Processor Commands



JAWAHARLAL NEHRU TECHNOLOGICAL UNIVERSITY: KAKINADA
KAKINADA – 533 003, Andhra Pradesh, India
DEPARTMENT OF ELECTRONICS AND COMMUNICATION ENGINEERING

UNIT V

Functions: Designing, Structured Programs, Function in C, User Defined Functions, Inter-Function Communication, Standard Functions, Passing Array to Functions, Passing Pointers to Functions, Recursion

Text Input / Output: Files, Streams, Standard Library Input / Output Functions, Formatting Input / Output Functions, Character Input / Output Functions

Binary Input / Output: Text versus Binary Streams, Standard Library, Functions for Files, Converting File Type.

TEXT BOOKS:

1. Programming for Problem Solving, Behrouz A. Forouzan, Richard F. Gilberg, CENGAGE
2. The C Programming Language, Brian W. Kernighan, Dennis M. Ritchie, 2e, Pearson

REFERENCES:

1. Computer Fundamentals and Programming, Sumithabha Das, Mc GrawHill
2. Programming in C, Ashok N. Kamthane, Amit Kamthane, Pearson
3. Computer Fundamentals and Programming in C, Pradip Dey, Manas Ghosh, OXFORD

COURSE OUTCOMES:

Upon the completion of the course the student will learn

- 1) To write algorithms and to draw flowcharts for solving problems
- 2) To convert flowcharts/algorithms to C Programs, compile and debug programs
- 3) To use different operators, data types and write programs that use two-way/ multi-way selection
- 4) To select the best loop construct for a given problem
- 5) To design and implement programs to analyze the different pointer applications
- 6) To decompose a problem into functions and to develop modular reusable code
- 7) To apply File I/O operations



JAWAHARLAL NEHRU TECHNOLOGICAL UNIVERSITY: KAKINADA
KAKINADA – 533 003, Andhra Pradesh, India
DEPARTMENT OF ELECTRONICS AND COMMUNICATION ENGINEERING

I Year - I Semester		L	T	P	C
		1	0	3	2.5
ENGINEERING DRAWING					

Course Objective: Engineering drawing being the principal method of communication for engineers, the objective is to introduce the students, the techniques of constructing the various types of polygons, curves and scales. The objective is also to visualize and represent the 3D objects in 2D planes with proper dimensioning, scaling etc.

Unit I

Objective: To introduce the students to use drawing instruments and to draw polygons, Engg. Curves.

Polygons: Constructing regular polygons by general methods, inscribing and describing polygons on circles.

Curves: Parabola, Ellipse and Hyperbola by general and special methods, cycloids, involutes, tangents & normals for the curves.

Scales: Plain scales, diagonal scales and vernier scales

Unit II

Objective: To introduce the students to use orthographic projections, projections of points & simple lines. To make the students draw the projections of the lines inclined to both the planes.

Orthographic Projections: Reference plane, importance of reference lines, projections of points in various quadrants, projections of lines, line parallel to both the planes, line parallel to one plane and inclined to other plane.

Projections of straight lines inclined to both the planes, determination of true lengths, angle of inclination and traces.

Unit III

Objective: The objective is to make the students draw the projections of the plane inclined to both the planes.

Projections of planes: regular planes perpendicular/parallel to one reference plane and inclined to the other reference plane; inclined to both the reference planes.

Unit IV

Objective: The objective is to make the students draw the projections of the various types of solids in different positions inclined to one of the planes.

Projections of Solids – Prisms, Pyramids, Cones and Cylinders with the axis inclined to both the planes.



JAWAHARLAL NEHRU TECHNOLOGICAL UNIVERSITY: KAKINADA
KAKINADA – 533 003, Andhra Pradesh, India
DEPARTMENT OF ELECTRONICS AND COMMUNICATION ENGINEERING

Unit V

Objective: The objective is to represent the object in 3D view through isometric views. The student will be able to represent and convert the isometric view to orthographic view and viceversa.

Conversion of isometric views to orthographic views; Conversion of orthographic views to isometric views.

Computer Aided Design, Drawing practice using Auto CAD, Creating 2D&3D drawings of objects using Auto CAD

Note: In the End Examination there will be no question from CAD.

TEXT BOOKS:

1. Engineering Drawing by N.D. Butt, ChariotPublications
2. Engineering Drawing by Agarwal & Agarwal, Tata McGraw HillPublishers

REFERENCE BOOKS:

1. Engineering Drawing by K.L.Narayana & P. Kannaiah, ScitechPublishers
2. Engineering Graphics for Degree by K.C. John, PHIPublishers
3. Engineering Graphics by PI Varghese, McGrawHillPublishers
4. Engineering Drawing + AutoCad – K Venugopal, V. Prabhu Raja, NewAge

Course Outcome: The student will learn how to visualize 2D & 3D objects.



JAWAHARLAL NEHRU TECHNOLOGICAL UNIVERSITY: KAKINADA
KAKINADA – 533 003, Andhra Pradesh, India
DEPARTMENT OF ELECTRONICS AND COMMUNICATION ENGINEERING

I Year - I Semester	L	T	P	C
	0	0	3	1.5
ENGLISH LAB				

UNIT I:

Vowels, Consonants, Pronunciation, Phonetic Transcription

UNIT II:

Past tense markers, word stress-di-syllabic words, Poly-Syllabic words

UNIT III:

Rhythm & Intonation

UNIT IV:

Contrastive Stress (Homographs)

UNIT V:

Word Stress: Weak and Strong forms
 Stress in compound words

References books:

1. Infotech English, Maruthi Publications. (with CompactDisc)
2. Exercises in Spoken English Part 1,2,3,4, OUP andCIEFL.
3. English Pronunciation in use- Mark Hancock, Cambridge UniversityPress.
4. English Phonetics and Phonology-Peter Roach, Cambridge UniversityPress.
5. English Pronunciation in use- Mark Hewings, Cambridge UniversityPress.
6. English Pronunciation Dictionary- Daniel Jones, Cambridge UniversityPress.
7. English Phonetics for Indian Students- P. Bala Subramanian, Mac Millan Publications.



JAWAHARLAL NEHRU TECHNOLOGICAL UNIVERSITY: KAKINADA
KAKINADA – 533 003, Andhra Pradesh, India
DEPARTMENT OF ELECTRONICS AND COMMUNICATION ENGINEERING

I Year - I Semester		L	T	P	C
		0	0	3	1.5
APPLIED CHEMISTRY LAB					

Introduction to Chemistry laboratory – Molarity, normality, primary, secondary standard solutions,
 volumetric titrations, quantitative analysis

1. Determination of HCl using standard Na_2CO_3 solution.
2. Determination of alkalinity of a sample containing Na_2CO_3 and NaOH .
3. Determination of Mn (II) using standard oxalic acid solution.
4. Determination of ferrous iron using standard $\text{K}_2\text{Cr}_2\text{O}_7$ solution.
5. Determination of copper (II) using standard hypso solution.
6. Determination of temporary and permanent hardness of water using standard EDTA solution.
7. Determination of iron (III) by a colorimetric method.
8. Determination of the concentration of acetic acid using sodium hydroxide (pH-metry method).
9. Determination of the concentration of strong acid vs strong base (by conductometric method).
10. Determination of strong acid vs strong base (by potentiometric method).
11. Determination of Mg^{+2} present in an antacid.
12. Determination of CaCO_3 present in an eggshell.
13. Estimation of Vitamin C.
14. Determination of phosphoric content in soft drinks.
15. Adsorption of acetic acid by charcoal.
16. Preparation of nylon-6, 6 and Bakelite (demonstration only).

Of the above experiments at-least 10 assessment experiments should be completed in a semester.

Outcomes: The students entering into the professional course have practically very little exposure to lab classes. The experiments introduce volumetric analysis; redox titrations with different indicators; EDTA titrations; then they are exposed to a few instrumental methods of chemical analysis. Thus at the end of the lab course, the student is exposed to different methods of chemical analysis and use of some commonly employed instruments. They thus acquire some experimental skills.

Reference Books

1. A Textbook of Quantitative Analysis, Arthur J. Vogel.



JAWAHARLAL NEHRU TECHNOLOGICAL UNIVERSITY: KAKINADA
KAKINADA – 533 003, Andhra Pradesh, India
DEPARTMENT OF ELECTRONICS AND COMMUNICATION ENGINEERING

I Year - I Semester		L	T	P	C
		0	0	3	1.5
PROGRAMMING FOR PROBLEM SOLVING USING C LAB					

Course Objectives:

- 1) Apply the principles of C language in problemsolving.
- 2) To design flowcharts, algorithms and knowing how to debugprograms.
- 3) To design & develop of C programs using arrays, strings pointers &functions.
- 4) To review the file operations, preprocessorcommands.

Exercise 1:

1. Write a C program to print a block F using hash (#), where the F has a height of six characters and width of five and fourcharacters.
2. Write a C program to compute the perimeter and area of a rectangle with a height of 7 inches and width of 5inches.
3. Write a C program to display multiplevariables.

Exercise 2:

1. Write a C program to calculate the distance between the twopoints.
2. Write a C program that accepts 4 integers p, q, r, s from the user where r and s are positive and p is even. If q is greater than r and s is greater than p and if the sum of r and s is greater than the sum of p and q print "Correct values", otherwise print "Wrongvalues".

Exercise 3:

1. Write a C program to convert a string to a longinteger.
2. Write a program in C which is a Menu-Driven Program to compute the area of the various geometricalshape.
3. Write a C program to calculate the factorial of a givennumber.

Exercise 4:

1. Write a program in C to display the n terms of even natural number and theirsum.
2. Write a program in C to display the n terms of harmonic series and their sum.
 $1 + 1/2 + 1/3 + 1/4 + 1/5 \dots 1/n$ terms.
3. Write a C program to check whether a given number is an Armstrong number ornot.

Exercise 5:

1. Write a program in C to print all unique elements in anarray.
2. Write a program in C to separate odd and even integers in separatearrays.
3. Write a program in C to sort elements of array in ascendingorder.

Exercise 6:

1. Write a program in C for multiplication of two square Matrices.
2. Write a program in C to find transpose of a givenmatrix.

Exercise 7:

1. Write a program in C to search an element in a row wise and column wise sorted matrix.
2. Write a program in C to print individual characters of string in reverseorder.



JAWAHARLAL NEHRU TECHNOLOGICAL UNIVERSITY: KAKINADA
KAKINADA – 533 003, Andhra Pradesh, India
DEPARTMENT OF ELECTRONICS AND COMMUNICATION ENGINEERING

Exercise 8:

1. Write a program in C to compare two strings without using string library functions.
2. Write a program in C to copy one string to another string.

Exercise 9:

1. Write a C Program to Store Information Using Structures with Dynamically Memory Allocation
2. Write a program in C to demonstrate how to handle the pointers in the program.

Exercise 10:

1. Write a program in C to demonstrate the use of & (address of) and *(value at address) operator.
2. Write a program in C to add two numbers using pointers.

Exercise 11:

1. Write a program in C to add numbers using call by reference.
2. Write a program in C to find the largest element using Dynamic Memory Allocation.

Exercise 12:

1. Write a program in C to swap elements using call by reference.
2. Write a program in C to count the number of vowels and consonants in a string using a pointer.

Exercise 13:

1. Write a program in C to show how a function returning pointer.
2. Write a C program to find sum of n elements entered by user. To perform this program, allocate memory dynamically using malloc() function.

Exercise 14:

1. Write a C program to find sum of n elements entered by user. To perform this program, allocate memory dynamically using calloc() function. Understand the difference between the above two programs
2. Write a program in C to convert decimal number to binary number using the function.

Exercise 15:

1. Write a program in C to check whether a number is a prime number or not using the function.
2. Write a program in C to get the largest element of an array using the function.

Exercise 16:

1. Write a program in C to append multiple lines at the end of a textfile.
2. Write a program in C to copy a file in another name.
3. Write a program in C to remove a file from the disk.

Course Outcomes:**By the end of the Lab, the student**

- 1) Gains Knowledge on various concepts of a C language.
- 2) Able to draw flowcharts and write algorithms.
- 3) Able design and development of C problem solving skills.
- 4) Able to design and develop modular programming skills.
- 5) Able to trace and debug a program



JAWAHARLAL NEHRU TECHNOLOGICAL UNIVERSITY: KAKINADA
KAKINADA – 533 003, Andhra Pradesh, India
DEPARTMENT OF ELECTRONICS AND COMMUNICATION ENGINEERING

I Year - I Semester		L	T	P	C
		3	0	0	0
ENVIRONMENTAL SCIENCE					

Learning Objectives:

The objectives of the course are to impart:

- Overall understanding of the natural resources.
- Basic understanding of the ecosystem and its diversity.
- Acquaintance on various environmental challenges induced due to unplanned anthropogenic activities.
- An understanding of the environmental impact of developmental activities.
- Awareness on the social issues, environmental legislation and global treaties.

UNIT-I:

Multidisciplinary nature of Environmental Studies: Definition, Scope and Importance – Sustainability: Stockholm and Rio Summit–Global Environmental Challenges: Global warming and climate change, acid rains, ozone layer depletion, population growth and explosion, effects; Role of information technology in environment and human health.

Ecosystems: Concept of an ecosystem. - Structure and function of an ecosystem; Producers, consumers and decomposers. - Energy flow in the ecosystem - Ecological succession. - Food chains, food webs and ecological pyramids; Introduction, types, characteristic features, structure and function of Forest ecosystem, Grassland ecosystem, Desert ecosystem, Aquatic ecosystems.

UNIT-II:

Natural Resources: Natural resources and associated problems.

Forest resources: Use and over – exploitation, deforestation – Timber extraction – Mining, dams and other effects on forest and tribal people.

Water resources: Use and over utilization of surface and ground water – Floods, drought, conflicts over water, dams – benefits and problems.

Mineral resources: Use and exploitation, environmental effects of extracting and using mineral resources.

Food resources: World food problems, changes caused by non-agriculture activities-effects of modern agriculture, fertilizer-pesticide problems, water logging, salinity.

Energy resources: Growing energy needs, renewable and non-renewable energy sources use of alternate energy sources.

Land resources: Land as a resource, land degradation, Wasteland reclamation, man induced landslides, soil erosion and desertification; Role of an individual in conservation of natural resources; Equitable use of resources for sustainable lifestyles.



JAWAHARLAL NEHRU TECHNOLOGICAL UNIVERSITY: KAKINADA
KAKINADA – 533 003, Andhra Pradesh, India
DEPARTMENT OF ELECTRONICS AND COMMUNICATION ENGINEERING

UNIT-III:

Biodiversity and its conservation: Definition: genetic, species and ecosystem diversity-classification - Value of biodiversity: consumptive use, productive use, social-Biodiversity at national and local levels. India as a mega-diversity nation - Hot-spots of biodiversity - Threats to biodiversity: habitat loss, man-wildlife conflicts. - Endangered and endemic species of India – Conservation of biodiversity: conservation of biodiversity.

UNIT – IV

Environmental Pollution: Definition, Cause, effects and control measures of Air pollution, Water pollution, Soil pollution, Noise pollution, Nuclear hazards. Role of an individual in prevention of pollution. - Pollution case studies, Sustainable Life Studies. Impact of Fire Crackers on Men and his wellbeing.

Solid Waste Management: Sources, Classification, effects and control measures of urban and industrial solid wastes. Consumerism and waste products, Biomedical, Hazardous and e – waste management.

UNIT – V

Social Issues and the Environment: Urban problems related to energy -Water conservation, rain water harvesting-Resettlement and rehabilitation of people; its problems and concerns. Environmental ethics: Issues and possible solutions. Environmental Protection Act -Air (Prevention and Control of Pollution) Act. –Water (Prevention and control of Pollution) Act - Wildlife Protection Act -Forest Conservation Act-Issues involved in enforcement of environmental legislation. -Publicawareness.

UNIT – VI

Environmental Management: Impact Assessment and its significance various stages of EIA, preparation of EMP and EIS, Environmental audit. Ecotourism, Green Campus – Green business and Green politics.

The student should Visit an Industry / Ecosystem and submit a report individually on any issues related to Environmental Studies course and make a power point presentation.

Text Books:

1. Environmental Studies, K. V. S. G. Murali Krishna, VGS Publishers, Vijayawada
2. Environmental Studies, R. Rajagopalan, 2nd Edition, 2011, Oxford University Press.
3. Environmental Studies, P. N. Palanisamy, P. Manikandan, A. Geetha, and K. Manjula Rani; Pearson Education, Chennai

Reference:



JAWAHARLAL NEHRU TECHNOLOGICAL UNIVERSITY: KAKINADA
KAKINADA – 533 003, Andhra Pradesh, India
DEPARTMENT OF ELECTRONICS AND COMMUNICATION ENGINEERING

1. Text Book of Environmental Studies, Deeshita Dave & P. Udaya Bhaskar, Cengage Learning.
2. A Textbook of Environmental Studies, Shaashi Chawla, TMH, NewDelhi
3. Environmental Studies, Benny Joseph, Tata McGraw Hill Co, NewDelhi
4. Perspectives in Environment Studies, Anubha Kaushik, C P Kaushik, New AgeInternational Publishers,2014



JAWAHARLAL NEHRU TECHNOLOGICAL UNIVERSITY: KAKINADA
KAKINADA – 533 003, Andhra Pradesh, India
DEPARTMENT OF ELECTRONICS AND COMMUNICATION ENGINEERING

I Year - II Semester		L	T	P	C
		3	0	0	3
MATHEMATICS - II (Common to all Branch for I Year B. Tech)					

Course Objectives:

- To instruct the concept of Matrices in solving linear algebraic equations
- To elucidate the different numerical methods to solve nonlinear algebraic equations
- To disseminate the use of different numerical techniques for carrying out numerical integration.
- To equip the students with standard concepts and tools at an intermediate to advanced level mathematics to develop the confidence and ability among the students to handle various real world problems and their applications.

Course Outcomes: At the end of the course, the student will be able to

- develop the use of matrix algebra techniques that is needed by engineers for practical applications(L6)
- solve system of linear algebraic equations using Gauss elimination, Gauss Jordan, Gauss Seidel(L3)
- evaluate approximating the roots of polynomial and transcendental equations by different algorithms(L5)
- apply Newton's forward & backward interpolation and Lagrange's formulae for equal and unequal intervals(L3)
- apply different algorithms for approximating the solutions of ordinary differential equations to its analytical computations(L3)

Unit I: Solving systems of linear equations, Eigen values and Eigenvectors: (10 hrs)

Rank of a matrix by echelon form and normal form – Solving system of homogeneous and non-homogeneous equations linear equations – Gauss Elimination for solving system of equations – Eigen values and Eigen vectors and their properties.

Unit-II: Cayley-Hamilton theorem and Quadratic forms: (10hrs)

Cayley-Hamilton theorem (without proof) – Finding inverse and power of a matrix by Cayley-Hamilton theorem – Reduction to Diagonal form – Quadratic forms and nature of the quadratic forms – Reduction of quadratic form to canonical forms by orthogonal transformation. Singular values of a matrix, singular value decomposition (Ref. Book – 1).

UNIT III: Iterative methods: (8 hrs)



JAWAHARLAL NEHRU TECHNOLOGICAL UNIVERSITY: KAKINADA
KAKINADA – 533 003, Andhra Pradesh, India
DEPARTMENT OF ELECTRONICS AND COMMUNICATION ENGINEERING

Introduction – Bisection method – Secant method – Method of false position – Iteration method – Newton-Raphson method (One variable and simultaneous Equations) – Jacobi and Gauss-Seidel methods for solving system of equations.

UNIT IV: Interpolation: (10 hrs)

Introduction – Errors in polynomial interpolation – Finite differences – Forward differences – Backward differences – Central differences – Relations between operators – Newton's forward and backward formulae for interpolation – Interpolation with unequal intervals – Lagrange's interpolation formula – Newton's divide difference formula.

UNIT V: Numerical integration and solution of ordinary differential equations: (10 hrs)

Trapezoidal rule – Simpson's $1/3^{\text{rd}}$ and $3/8^{\text{th}}$ rule – Solution of ordinary differential equations by Taylor's series – Picard's method of successive approximations – Euler's method – Runge-Kutta method (second and fourth order).

Text Books:

1. **B. S. Grewal**, Higher Engineering Mathematics, 43rd Edition, Khanna Publishers.
2. **B. V. Ramana**, Higher Engineering Mathematics, 2007 Edition, Tata Mc. Graw Hill Education.

Reference Books:

1. **David Poole**, Linear Algebra- A modern introduction, 4th Edition, Cengage.
2. **Steven C. Chapra**, Applied Numerical Methods with MATLAB for Engineering and Science, Tata Mc. Graw Hill Education.
3. **M. K. Jain, S. R. K. Iyengar and R. K. Jain**, Numerical Methods for Scientific and Engineering Computation, New Age International Publications.
4. **Lawrence Turyn**, Advanced Engineering Mathematics, CRC Press.



JAWAHARLAL NEHRU TECHNOLOGICAL UNIVERSITY: KAKINADA
KAKINADA – 533 003, Andhra Pradesh, India
DEPARTMENT OF ELECTRONICS AND COMMUNICATION ENGINEERING

I Year - II Semester		L	T	P	C
		3	0	0	3
MATHEMATICS - III (Common to all Branch for I Year B. Tech)					

Course Objectives:

- To familiarize the techniques in partial differential equations
- To furnish the learners with basic concepts and techniques at plus two level to lead them into advanced level by handling various real world applications.

Course Outcomes: At the end of the course, the student will be able to

- interpret the physical meaning of different operators such as gradient, curl and divergence (L5)
- estimate the work done against a field, circulation and flux using vector calculus (L5)
- apply the Laplace transform for solving differential equations (L3)
- find or compute the Fourier series of periodic signals (L3)
- know and be able to apply integral expressions for the forwards and inverse Fourier transform to a range of non-periodic waveforms (L3)
- identify solution methods for partial differential equations that model physical processes (L3)

Unit – I: Vector calculus: (10 hrs)

Vector Differentiation: Gradient – Directional derivative – Divergence – Curl – Scalar Potential.

Vector Integration: Line integral – Work done – Area – Surface and volume integrals – Vector integral theorems: Greens, Stokes and Gauss Divergence theorems (without proof).

Unit –II: Laplace Transforms: (10 hrs)

Laplace transforms of standard functions – Shifting theorems – Transforms of derivatives and integrals – Unit step function – Dirac's delta function – Inverse Laplace transforms – Convolution theorem (with out proof).

Applications: Solving ordinary differential equations (initial value problems) using Laplace transforms.



JAWAHARLAL NEHRU TECHNOLOGICAL UNIVERSITY: KAKINADA
KAKINADA – 533 003, Andhra Pradesh, India
DEPARTMENT OF ELECTRONICS AND COMMUNICATION ENGINEERING

Unit –III: Fourier series and Fourier Transforms: (10 hrs)

Fourier Series: Introduction – Periodic functions – Fourier series of periodic function – Dirichlet's conditions – Even and odd functions – Change of interval – Half-range sine and cosine series.

Fourier Transforms: Fourier integral theorem (without proof) – Fourier sine and cosine integrals – Sine and cosine transforms – Properties – inverse transforms – Finite Fourier transforms.

Unit –IV: PDE of first order: (8hrs)

Formation of partial differential equations by elimination of arbitrary constants and arbitrary functions – Solutions of first order linear (Lagrange) equation and nonlinear (standard types) equations.

UNIT V: Second order PDE and Applications: (10hrs)

Second order PDE: Solutions of linear partial differential equations with constant coefficients – RHS term of the type e^{ax+by} , $\sin(ax+by)$, $\cos(ax+by)$, $x^m y^n$.

Applications of PDE: Method of separation of Variables – Solution of One dimensional Wave, Heat and two-dimensional Laplace equation.

Text Books:

1. **B. S. Grewal**, Higher Engineering Mathematics, 43rd Edition, Khanna Publishers.
2. **B. V. Ramana**, Higher Engineering Mathematics, 2007 Edition, Tata Mc. Graw Hill Education.

Reference Books:

1. **Erwin Kreyszig**, Advanced Engineering Mathematics, 10th Edition, Wiley-India.
2. **Dean. G. Duffy**, Advanced Engineering Mathematics with MATLAB, 3rd Edition, CRC Press.
3. **Peter O' Neil**, Advanced Engineering Mathematics, Cengage.
4. **Srimantha Pal, S C Bhunia**, Engineering Mathematics, Oxford University Press.



JAWAHARLAL NEHRU TECHNOLOGICAL UNIVERSITY: KAKINADA
KAKINADA – 533 003, Andhra Pradesh, India
DEPARTMENT OF ELECTRONICS AND COMMUNICATION ENGINEERING

I Year - II Semester		L	T	P	C
		3	0	0	3
APPLIED PHYSICS					

Course Objectives:

Physics curriculum which is re-oriented to the needs of Circuital branches of graduate engineering courses offered by Jawaharlal Nehru Technological University Kakinada that serves as a transit to understand the branch specific advanced topics. The course is designed to:

- Impart Knowledge of Physical Optics phenomena like Interference and Diffraction required to design instruments with higher resolution.
- Understand the physics of Semiconductors and their working mechanism for their utility insensors.
- To impart the knowledge of materials with characteristic utility inappliances.

UNIT-I

(10hrs)

WAVE OPTICS: Principle of Superposition - Interference of light - Conditions for sustained Interference - Interference in thin films (reflected geometry) - Newton's Rings (reflected geometry).

Diffraction - Fraunhofer Diffraction - Diffraction due to Single slit (quantitative), Double slit, N-slits and circular aperture (qualitative) – Intensity distribution curves - Diffraction Grating – Grating spectrum – missing order – resolving power – Rayleigh's criterion – Resolving powers of Microscope, Telescope and grating(qualitative).

Unit Outcomes:

The students will be able to

- **explain** the need of coherent sources and the conditions for sustained interference.
- **analyze** the differences between interference and diffraction with applications.
- **illustrate** the resolving power of various optical instruments.

UNIT-II

(9hrs)

QUANTUM MECHANICS: Introduction – Matter waves – de Broglie's hypothesis – Davisson-Germer experiment – G. P. Thomson experiment – Heisenberg's Uncertainty Principle – interpretation of wave function – Schrödinger Time Independent and Time Dependent wave equations – Particle in a potential box.



JAWAHARLAL NEHRU TECHNOLOGICAL UNIVERSITY: KAKINADA
KAKINADA – 533 003, Andhra Pradesh, India
DEPARTMENT OF ELECTRONICS AND COMMUNICATION ENGINEERING

Unit Outcomes:

The students will be able to

- **explain** the fundamental concepts of quantum mechanics.
- **analyze** the physical significance of wavefunction.
- **apply** Schrödinger's wave equation for energy values of a free particle.

UNIT-III

(10hrs)

FREE ELECTRON THEORY & BAND THEORY OF SOLIDS : Introduction – Classical free electron theory (merits and demerits only) - Quantum Free electron theory – electrical conductivity based on quantum free electron theory – Fermi Dirac distribution function – Temperature dependence of Fermi-Dirac distribution function - expression for Fermi energy - Density of states .

Bloch's theorem (qualitative) – Kronig-Penney model(qualitative) – energy bands in crystalline solids – E Vs K diagram – classification of crystalline solids – effective mass of electron – m^* Vs K diagram - concept of hole.

Unit Outcomes:

The students will be able to

- **explain** the various electron theories.
- **calculate** the Fermi energy.
- **analyze** the physical significance of wave function.
- **interpret** the effects of temperature on Fermi Dirac distribution function.
- **summarise** various types of solids based on band theory.

UNIT-IV

(9hrs)

SEMICONDUCTOR PHYSICS: Introduction – Intrinsic semi conductors - density of charge carriers - Electrical conductivity – Fermi level – extrinsic semiconductors - p-type & n-type - Density of charge carriers - Dependence of Fermi energy on carrier concentration and temperature – Hall effect- Hall coefficient - Applications of Hall effect - Drift and Diffusion currents – Einstein's equation.

Learning Outcomes:

The students will be able to

- **classify** the energy bands of semiconductors.
- **outline** the properties of n-type and p-type semiconductors.
- **identify** the type of semiconductor using Hall effect.



JAWAHARLAL NEHRU TECHNOLOGICAL UNIVERSITY: KAKINADA
KAKINADA – 533 003, Andhra Pradesh, India
DEPARTMENT OF ELECTRONICS AND COMMUNICATION ENGINEERING

UNIT-V

(10 hrs)

MAGNETISM & DIELECTRICS: Introduction – Magnetic dipole moment – Magnetization – Magnetic susceptibility and permeability – Origin of permanent magnetic moment – Bohr magneton – Classification of magnetic materials: Dia, para & Ferro – Domain concept of Ferromagnetism - Hysteresis – soft and hard magnetic materials – applications of Ferromagnetic material.

Introduction - Dielectric polarization – Dielectric Polarizability, Susceptibility and Dielectric constant-types of polarizations: Electronic and Ionic (Quantitative), Orientational polarizations (qualitative) – Lorentz Internal field – Claussius-Mossoti equation - Frequency dependence of polarization – Applications of dielectrics.

Unit Outcomes:

The students will be able to

- **explain** the concept of polarization in dielectric materials.
- **summarize** various types of polarization of dielectrics.
- **interpret** Lorentz field and Claussius- Mosotti relation in dielectrics.
- **classify** the magnetic materials based on susceptibility and their temperature dependence.
- **explain** the applications of dielectric and magnetic materials.
- **Apply** the concept of magnetism to magnetic devices.

TEXT BOOKS:

1. “A Text book of Engineering Physics” by M.N. Avadhanulu, P.G.Kshirsagar - S.Chand Publications, 2017.
2. “Engineering Physics” by D.K.Bhattacharya and Poonam Tandon, Oxford press (2015).
3. “Engineering Physics” by R.K Gaur. and S.L Gupta., - Dhanpat Rai publishers, 2012.

REFERENCE BOOKS:

1. “Engineering Physics” by M. R. Srinivasan, New Age international publishers (2009).
2. “Optics” by Ajoy Ghatak, 6th Edition McGraw Hill Education, 2017.
3. “Solid State Physics” by A. J. Dekker, Mc Millan Publishers (2011).



JAWAHARLAL NEHRU TECHNOLOGICAL UNIVERSITY: KAKINADA
KAKINADA – 533 003, Andhra Pradesh, India
DEPARTMENT OF ELECTRONICS AND COMMUNICATION ENGINEERING

I Year - II Semester		L	T	P	C
		3	0	0	3
NETWORK ANALYSIS					

UNIT – I

Introduction to Electrical Circuits : Network elements classification, Electric charge and current, Electric energy and potential, Resistance parameter – series and parallel combination, Inductance parameter – series and parallel combination, Capacitance parameter – series and parallel combination. Energy sources: Ideal, Non-ideal, Independent and dependent sources, Source transformation, Kirchoff's laws, Mesh analysis and Nodal analysis problem solving with resistances only including dependent sources also. (Text Books: 1,2,3, Reference Books: 3)

Fundamentals and Network Topology: Definitions of terms associated with periodic functions: Time period, Angular velocity and frequency, RMS value, Average value, Form factor and peak factor- problem solving, Phase angle, Phasor representation, Addition and subtraction of phasors, mathematical representation of sinusoidal quantities, explanation with relevant theory, problem solving. Principal of Duality with examples.

Network Topology: Definitions of branch, node, tree, planar, non-planar graph, incidence matrix, basic tie set schedule, basic cut set schedule. (Text Books: 2,3, Reference Books: 3)

UNIT – II

Transients :First order differential equations, Definition of time constants, R-L circuit, R-C circuit with DC excitation, Evaluating initial conditions procedure, second order differential equations, homogeneous, non-homogenous, problem solving using R-L-C elements with DC excitation and AC excitation, Response as related to s-plane rotation of roots. Solutions using Laplace transform method. (Text Books: 1,2,3, Reference Books: 1,3)

UNIT – III

Steady State Analysis of A.C Circuits :Impedance concept, phase angle, series R-L, R-C, R-L-C circuits problem solving. Complex impedance and phasor notation for R-L, R-C, R-L-C problem solving using mesh and nodal analysis, Star-Delta conversion, problem solving. (Text Books: 1,2, Reference Books: 3)

Coupled Circuits :Coupled Circuits: Self inductance, Mutual inductance, Coefficient of coupling, analysis of coupled circuits, Natural current, Dot rule of coupled circuits, Conductively coupled equivalent circuits- problem solving.

UNIT – IV

Resonance: Introduction, Definition of Q, Series resonance, Bandwidth of series resonance, Parallel resonance, Condition for maximum impedance, current in anti resonance, Bandwidth of



JAWAHARLAL NEHRU TECHNOLOGICAL UNIVERSITY: KAKINADA
KAKINADA – 533 003, Andhra Pradesh, India
DEPARTMENT OF ELECTRONICS AND COMMUNICATION ENGINEERING

parallel resonance, general case-resistance present in both branches, anti resonance at all frequencies. (Text Books:2,3, Reference Books: 3)

Network Theorems: Thevenin's, Norton's, Milliman's, Reciprocity, Compensation, Substitution, Superposition, Max Power Transfer, Tellegens- problem solving using dependent sources also. (Text Books: 1,2,3, Reference Books:2)

UNIT – V

Two-port Networks: Relationship of two port networks, Z-parameters, Y-parameters, Transmission line parameters, h-parameters, Inverse h-parameters, Inverse Transmission line parameters, Relationship between parameter sets, Parallel connection of two port networks, Cascading of two port networks, series connection of two port networks, problem solving including dependent sources also. (Text Books: 1,2, Reference Books: 1,3)

TEXT BOOKS:

1. Network Analysis – ME Van Valkenburg, Prentice Hall of India, 3rd Edition, 2000.
2. Network Analysis by K. Satya Prasad and S Sivanagaraju, Cengage Learning
3. Electric Circuit Analysis by Hayt and Kimmarle, TMH

REFERENCES:

1. Network lines and Fields by John. D. Ryder 2nd edition, Asia publishing house.
2. Basic Circuit Analysis by DR Cunningham, Jaico Publishers.
3. Network Analysis and Filter Design by Chadha, Umesh Publications.

COURSE OBJECTIVES:

- To understand the basic concepts on RLC circuits.
- To know the behavior of the steady states and transients states in RLC circuits.
- To know the basic Laplace transforms techniques in periodic waveforms.
- To understand the two port network parameters.
- To understand the properties of LC networks and filters.

COURSE OUTCOME:

- gain the knowledge on basic network elements.
- will analyze the RLC circuits behavior in detail.
- analyze the performance of periodic waveforms.
- gain the knowledge in characteristics of two port network parameters (Z, Y, ABCD, h & g).
- analyze the filter design concepts in real world applications.



JAWAHARLAL NEHRU TECHNOLOGICAL UNIVERSITY: KAKINADA
KAKINADA – 533 003, Andhra Pradesh, India
DEPARTMENT OF ELECTRONICS AND COMMUNICATION ENGINEERING

I Year - II Semester		L	T	P	C
		3	0	0	3
BASIC ELECTRICAL ENGINEERING					

Preamble:

This course covers various topics related to principle of operation and performance of various electrical machines.

Course Educational Objectives:

- To understand the principle of operation, constructional details and operational characteristics of DC generators.
- To understand the principle of operation, characteristics of DC motor. Methods of starting and speed control methods of DC motors.
- To learn the constructional details, principle of operation and performance of transformers.
- To study the principle of operation, construction and details of synchronous machines.
- To learn the principle of operation, constructional details, performance, torque – slip characteristics and starting methods of 3-phase induction motors.

Unit I**DC Machines**

Principle of operation of DC generator – emf equation – types of DC machines – torque equation of DC motor – applications – three point starter - losses and efficiency - swinburne's test - speed control methods – OCC of DC generator- Brake test on DC Shunt motor-numerical problems

Unit II**Transformers**

Principle of operation of single phase transformer constructional features – EMF equation – Losses and efficiency of transformer- regulation of transformer – OC & SC tests predetermination of efficiency and regulations – Sumpner's test-Numerical Problems.

Unit III**Synchronous Generators**

Principle of operation and construction of alternators – types of alternators Regulation of alternator by synchronous impedance method-EMF equation of three phase alternator



JAWAHARLAL NEHRU TECHNOLOGICAL UNIVERSITY: KAKINADA
KAKINADA – 533 003, Andhra Pradesh, India
DEPARTMENT OF ELECTRONICS AND COMMUNICATION ENGINEERING

Synchronous Motors

Construction of three phase synchronous motor - operating principle –equivalent circuit of synchronous motor.

Unit IV

Induction Machine: Principle of operation and construction of three-phase induction motors – slip ring and squirrel cage motors – slip-torque characteristics – efficiency calculation – starting methods-Brake test on 3-Phase Induction Motor.

Unit V

Special Machines: Principle of operation and construction - single phase induction motor - shaded pole motors – capacitor motors and AC servomotor.

Course Outcomes:

- Able to explain the operation of DC generator and analyze the characteristics of DC generator.
- Able to explain the principle of operation of DC motor and analyze their characteristics. Acquire the skills to analyze the starting and speed control methods of DCmotors.
- Ability to analyze the performance and speed – torque characteristics of a 3-phase induction motor and understand starting methods of 3-phase inductionmotor.
- Able to explain the operation of SynchronousMachines
- Capability to understand the operation of various specialmachines.

TEXT BOOKS:

1. Principles of Electrical Machines by V.K. Mehta & Rohit Mehta, S.Chandpublications
2. Theory & performance of Electrical Machines by J.B.Guptha, S.K.Kataria & Sons

REFERENCE BOOKS:

1. Basic Electrical Engineering by M.S.Naidu and S.Kamakshiah, TMH Publications
2. Fundamentals of Electrical Engineering by Rajendra Prasad, PHI Publications, 2nd edition
3. Basic Electrical Engineering by Nagsarkar, Sukhija, Oxford Publications, 2nd edition



JAWAHARLAL NEHRU TECHNOLOGICAL UNIVERSITY: KAKINADA
KAKINADA – 533 003, Andhra Pradesh, India
DEPARTMENT OF ELECTRONICS AND COMMUNICATION ENGINEERING

I Year - II Semester		L	T	P	C
		0	0	2	1
ELECTRONIC WORKSHOP					

- I. Identification of components
- II. Laboratory equipment
- III. Soldering practice
- IV. PCB Layout
- V. Testing of Components
- VI. CRO

I. Identification of components:

- Resistors:- Types of Resistors, Value of Resistance using color code, DRBS.
- Capacitors:- Types of capacitors, value of capacitance using color code, DCBS.
- Inductors:- Types of Inductors, DLB
- Rheostats:- Types of Rheostats, Types of potentiometers, Relays.
- Switches:- Types of Switches.
- Cables: Types of Cables.
- Types of Instruments used.

Identification of active elements.

(Two Terminal, Three Terminal Devices)

- (SC diode, Zener diode, D.AC)
- Three Terminal Devices: BJT, UJT, SCR, FET, MOSFET, TRIAC.
- Digital and Analog ICs. (TO and Flat packages) IC regulator types.
- Testing of above components using Multimeters.

II. Laboratory Equipment:

A) Meters:-

- Types of Voltmeters, Types of Ammeters both Analog and Digital.
- Types of Multi meters (Analog & Digital)
- AVO Meters.
- FET input Voltmeter.

B) Laboratory Function Generators and Audio Oscillators.

C) Power Supplies.

D) RF generators.



JAWAHARLAL NEHRU TECHNOLOGICAL UNIVERSITY: KAKINADA
KAKINADA – 533 003, Andhra Pradesh, India
DEPARTMENT OF ELECTRONICS AND COMMUNICATION ENGINEERING

E) Different Types of Transformers.
(Power, AF, RF, etc.)

III. Soldering practice

Tools kit including soldering iron

Tools Kit:

- Insulated nose plier
- Insulated cutting plier
- Screw driver kit
- Electrical tester
- Soldering iron, Lead, Flux

IV. PCB layout and Design.

Materials required, centimeter graph sheets, marker.

V. Testing of Components.

Active and Passive Components

VI. CRO

Acquaintance with CRO

Measurements on CRO



JAWAHARLAL NEHRU TECHNOLOGICAL UNIVERSITY: KAKINADA
KAKINADA – 533 003, Andhra Pradesh, India
DEPARTMENT OF ELECTRONICS AND COMMUNICATION ENGINEERING

I Year - II Semester		L	T	P	C
		0	0	3	1.5
BASIC ELECTRICAL ENGINEERING LAB					

Learning Objectives:

- To plot the magnetizing characteristics of DC shunt generator and understand the mechanism of self-excitation.
- To control the speed of DC motors.
- To determine and predetermine the performance of DC machines.
- To predetermine the efficiency and regulation of transformers and assess their performance.
- To analyse performance of three phase induction motor.
- To understand the significance of regulation of an alternator using synchronous impedance method.

Any ten of the following experiments are to be conducted

1. Magnetization characteristics of D.C. Shunt generator.
2. Speed control of D.C. shunt motor.
3. Brake test on DC shunt motor.
4. Swinburne's test on DC machine
5. Load test on DC shunt generator
6. Load test on DC series generator.
7. Separation of losses in DC Shunt motor
8. OC & SC tests on single-phase transformer
9. Sumpner's test on single phase transformer
10. Brake test on 3-phase Induction motor.
11. Regulation of alternator by synchronous impedance method.

Learning Outcomes:

The student should be able to:

- Determine and predetermine the performance of DC machines and transformers.
- Control the DC shunt machines.
- Compute the performance of 1-phase transformer.
- Perform tests on 3-phase induction motor and alternator to determine their performance characteristics.



JAWAHARLAL NEHRU TECHNOLOGICAL UNIVERSITY: KAKINADA
KAKINADA – 533 003, Andhra Pradesh, India
DEPARTMENT OF ELECTRONICS AND COMMUNICATION ENGINEERING

I Year - II Semester		L	T	P	C
		0	0	2	1

COMMUNICATION SKILLS LAB

UNIT I:

Oral Activity: JAM, Hypothetical Situations, Self/Peer Profile
 Common Errors in Pronunciation, Neutralising Accent

UNIT II:

Oral Activity: Telephonic Etiquette, Role Plays
 Poster Presentations

UNIT III:

Oral Activity: Oral Presentation skills, Public speaking
 Data Interpretation

UNIT IV:

Oral Activity: Group Discussions: Do's and Don'ts- Types, Modalities

UNIT V:

Oral Activity: Interview Skills: Preparatory Techniques, Frequently asked questions, Mock Interviews.
 Pronunciation: Connected speech (Pausing, Tempo, Tone, Fluency etc..)

References:

1. Infotech English, Maruthi Publications. (with Compact Disc)
2. Exercises in Spoken English Part 1,2,3,4, OUP and CIEFL.
3. English Pronunciation in use- Mark Hancock, Cambridge University Press.
4. English Phonetics and Phonology- Peter Roach, Cambridge University Press.
5. English Pronunciation in use- Mark Hewings, Cambridge University Press.
6. English Pronunciation Dictionary- Daniel Jones, Cambridge University Press.
7. English Phonetics for Indian Students- P. Bala Subramanian, Mac Millan Publications.
8. Technical Communication- Meenakshi Raman, Sangeeta Sharma, Oxford University Press.
9. Technical Communication- Gajendra Singh Chauhan, Smita Kashiramka, Cengage Publications.



JAWAHARLAL NEHRU TECHNOLOGICAL UNIVERSITY: KAKINADA
KAKINADA – 533 003, Andhra Pradesh, India
DEPARTMENT OF ELECTRONICS AND COMMUNICATION ENGINEERING

I Year - II Semester		L	T	P	C
		0	0	2	1
ENGINEERING EXPLORATION PROJECT					

COURSE OBJECTIVES:

- Build mindsets & foundations essential for designers
- Learn about the Human-Centered Design methodology and understand their real-world applications
- Use Design Thinking for problem solving methodology for investigating illdefined problems.
- Undergo several design challenges and work towards the final design challenge

Apply Design Thinking on the following Streams to

- Project Stream 1: Electronics, Robotics, IOT and Sensors
- Project Stream 2: Computer Science and IT Applications
- Project Stream 3: Mechanical and Electrical tools
- Project Stream 4: Eco-friendly solutions for waste management, infrastructure, safety, alternative energy sources, Agriculture, Environmental science and other fields of engineering.

HOW TO PURSUE THE PROJECT WORK?

- The first part will be learning-based-asking students to embrace the methodology by exploring all the phases of design thinking through the wallet/ bag challenge and podcasts.
- The second part will be more discussion-based and will focus on building some necessary skills as designers and learning about complementary material for human-centered design.
- The class will then divide into teams and they will be working with one another for about 2 – 3 weeks. These teams and design challenges will be the basis for the final project and final presentation to be presented.
- The teams start with **Design Challenge** and go through all the phases more in depth from coming up with the right question to empathizing to ideating to prototyping and to testing.
- Outside of class, students will also be gathering the requirements, identifying the challenges, usability, importance etc
- At the end, Students are required to submit the final reports, and will be evaluated by the faculty.



JAWAHARLAL NEHRU TECHNOLOGICAL UNIVERSITY: KAKINADA
KAKINADA – 533 003, Andhra Pradesh, India
DEPARTMENT OF ELECTRONICS AND COMMUNICATION ENGINEERING

TASKS TO BE DONE:

Task 1: Everyone is a Designer

- Understand class objectives & harness the designermindset

Task 2: The Wallet/Bag Challenge andPodcast

- Gain a quick introduction to the design thinkingmethodology
- Go through all stages of the methodology through a simple designchallenge
- Podcast: Observe, Listen and Engage with the surrounding environment and identify a designchallenge.

Task 3: Teams & Problems

- Start Design Challenge and learn about teams & problems throughthis
- Foster team collaboration, findinspiration from the environment and learn how to identifyproblems

Task 4: Empathizing

- Continue Design Challenge and learnempathy
- Learn techniques on how to empathize withusers
- Go to the field and interview people in theirenvironments
- Submit ActivityCard

Task 5: Ideating

- Continue Design Challenge and learn how to brainstorm effectively
- Encourage exploration and foster spaces forbrainstorming
- Submit ActivityCard

Task 6:Prototyping

- Continue Design Challenge and learn how to create effectiveprototypes
- Build tangible models and use them as communicationtools
- Start giving constructive feedback to classmates andteammates
- Submit Activity Card

Task 7:Testing

- Finish Design Challenge and iterate prototypes and ideas through userfeedback
- Evolve ideas and prototypes through user feedback and constructivecriticism
- Get peer feedback on individual and groupperformance
- Submit ActivityCard

Task8:

- Final Report Submission andPresentation

Note: The colleges may arrange for Guest Speakers from Various Design Fields: Graphic Design, Industrial Design, Architecture, Product Design, Organizational Design, etc to enrich the students with Design ThinkingConcept.



JAWAHARLAL NEHRU TECHNOLOGICAL UNIVERSITY: KAKINADA
KAKINADA – 533 003, Andhra Pradesh, India
DEPARTMENT OF ELECTRONICS AND COMMUNICATION ENGINEERING

REFERENCES:

1. Tom Kelly, *The Art of Innovation: Lessons in Creativity From IDEO, America's Leading Design Firm* (Profile Books, 2002)
2. Tim Brown, *Change by Design: How Design Thinking Transforms Organizations and Inspires Innovation* (HarperBusiness, 2009)
3. Jeanne Liedtka, Randy Salzman, and Daisy Azer, *Design Thinking for the Greater Good: Innovation in the Social Sector* (Columbia Business School Publishing, 2017)

OTHER USEFUL DESIGN THINKING FRAMEWORKS AND METHODOLOGIES:

- Human-Centered Design Toolkit (IDEO); <https://www.ideo.com/post/design-kit>
- Design Thinking Boot Camp Bootleg (Stanford D-School); <https://dschool.stanford.edu/resources/the-bootcamp-bootleg>
- Collective Action Toolkit (frogdesign); https://www.frogdesign.com/wpcontent/uploads/2016/03/CAT_2.0_English.pdf
- Design Thinking for Educators (IDEO); <https://designthinkingforeducators.com/>



JAWAHARLAL NEHRU TECHNOLOGICAL UNIVERSITY: KAKINADA
KAKINADA – 533 003, Andhra Pradesh, India
DEPARTMENT OF ELECTRONICS AND COMMUNICATION ENGINEERING

II Year - I Semester		L	T	P	C
		3	0	0	3
ELECTRONIC DEVICES AND CIRCUITS					

Course Objectives:

The main objectives of this course are

- To learn and understand the basic concepts of semiconductor physics.
- Study the physical phenomena such as conduction, transport mechanism and electrical characteristics of different diodes.
- To learn and understand the application of diodes as rectifiers with their operation and characteristics with and without filters are discussed.
- Acquire knowledge about the principle of working and operation of Bipolar Junction Transistor and Field Effect Transistor and their characteristics.
- To learn and understand the purpose of transistor biasing and its significance.
- Small signal equivalent circuit analysis of BJT and FET transistor amplifiers and compare different configurations.

UNIT-I: Review of Semi Conductor Physics: Hall effect, continuity equation, law of junction, Fermi Dirac function, Fermi level in intrinsic and extrinsic Semiconductors

Junction Diode Characteristics : energy band diagram of PN junction Diode, Open circuited p-n junction, Biased p-n junction, p-n junction diode, current components in PN junction Diode, diode equation, V-I Characteristics, temperature dependence on V-I characteristics, Diode resistance, Diode capacitance.

UNIT-II:

Special Semiconductor Devices: Zener Diode, Breakdown mechanisms, Zener diode applications, LED, Varactor Diode, Photodiode, Tunnel Diode, UJT, PN-PN Diode, SCR. Construction, operation and V-I characteristics.

Rectifiers and Filters: Basic Rectifier setup, half wave rectifier, full wave rectifier, bridge rectifier, derivations of characteristics of rectifiers, rectifier circuits-operation, input and output waveforms, Filters, Inductor filter (Series inductor), Capacitor filter (Shunt inductor), π -Filter, comparison of various filter circuits in terms of ripple factors.

UNIT- III: Transistor Characteristics:

BJT: Junction transistor, transistor current components, transistor equation, transistor configurations, transistor as an amplifier, characteristics of transistor in Common Base, Common Emitter and Common Collector configurations, Ebers-Moll model of a transistor, punch through/reach through, Photo transistor, typical transistor junction voltage values.

FET: FET types, construction, operation, characteristics μ , g_m , r_d parameters, MOSFET-types, construction, operation, characteristics, comparison between JFET and MOSFET.



JAWAHARLAL NEHRU TECHNOLOGICAL UNIVERSITY: KAKINADA
KAKINADA – 533 003, Andhra Pradesh, India
DEPARTMENT OF ELECTRONICS AND COMMUNICATION ENGINEERING

UNIT- IV: Transistor Biasing and Thermal Stabilization : Need for biasing, operating point, load line analysis, BJT biasing- methods, basic stability, fixed bias, collector to base bias, self bias, Stabilization against variations in V_{BE} , I_c , and β , Stability factors, (S, S', S'') , Bias compensation, Thermal runaway, Thermal stability.

FET Biasing- methods and stabilization.

UNIT- V: Small Signal Low Frequency Transistor Amplifier Models:

BJT: Two port network, Transistor hybrid model, determination of h-parameters, conversion of h-parameters, generalized analysis of transistor amplifier model using h-parameters, Analysis of CB, CE and CC amplifiers using exact and approximate analysis, Comparison of transistor amplifiers.

FET: Generalized analysis of small signal model, Analysis of CG, CS and CD amplifiers, comparison of FET amplifiers.

Text Books:

1. Electronic Devices and Circuits- J. Millman, C. Halkias, Tata Mc-Graw Hill, Second Edition, 2007
2. Electronic Devices and Circuits- K. Lal Kishore, BS Publications, Fourth Edition, 2016.
3. Electronics devices & circuit theory- Robert L. Boylestad and Loui Nashelsky, Pearson/Prentice hall, tenth edition, 2009

References:

1. Integrated Electronics- J. Millman, C. Halkias, Tata Mc-Graw Hill, Second Edition, 2009
2. Electronic Devices and Integrated Circuits – B.P. Singh, Rekha, Pearson publications,
3. Electronic Devices and Circuits- Salivahanan, Kumar, Vallavaraj, Tata Mc-Graw Hill, 4th Edition, 2008.

Course Outcomes:

At the end of this course the student will be able to

- Apply the basic concepts of semiconductor physics.
- Understand the formation of p-n junction and how it can be used as a p-n junction as diode in different modes of operation.
- Know the construction, working principle of rectifiers with and without filters with relevant expressions and necessary comparisons.
- Understand the construction, principle of operation of transistors, BJT and FET with their V-I characteristics in different configurations.
- Know the need of transistor biasing, various biasing techniques for BJT and FET and stabilization concepts with necessary expressions.
- Perform the analysis of small signal low frequency transistor amplifier circuits using BJT and FET in different configurations.



JAWAHARLAL NEHRU TECHNOLOGICAL UNIVERSITY: KAKINADA
KAKINADA – 533 003, Andhra Pradesh, India
DEPARTMENT OF ELECTRONICS AND COMMUNICATION ENGINEERING

II Year - I Semester	L	T	P	C
	3	0	0	3
SWITCHING THEORY and LOGIC DESIGN				

Course Objectives:

- To solve a typical number base conversion and analyze new error coding techniques.
- Theorems and functions of Boolean algebra and behavior of logic gates.
- To optimize logic gates for digital circuits using various techniques.
- Boolean function simplification using Karnaugh maps and Quine-McCluskey methods.
- To understand concepts of combinational circuits.
- To develop advanced sequential circuits.

UNIT – I**REVIEW OF NUMBER SYSTEMS & CODES:**

Representation of numbers of different radix, conversion from one radix to another radix, $r-1$'s complements and r 's complements of signed members. Gray code, 4 bit codes; BCD, Excess-3, 2421, 84-2-1 code etc. Error detection & correction codes: parity checking, even parity, odd parity, Hamming code.

BOOLEAN THEOREMS AND LOGIC OPERATIONS:

Boolean theorems, principle of complementation & duality, De-morgan theorems. Logic operations ; Basic logic operations -NOT, OR, AND, Universal Logic operations, EX-OR, EX-NOR operations. Standard SOP and POS Forms, NAND-NAND and NOR-NOR realizations, Realization of three level logic circuits. Study the pin diagram and obtain truth table for the following relevant ICs 7400,7402,7404,7408,7432,7486.

UNIT – II**MINIMIZATION TECHNIQUES:**

Minimization and realization of switching functions using Boolean theorems, K-Map (up to 6 variables) and tabular method (Quine-mccluskey method) with only four variables and single function.

COMBINATIONAL LOGIC CIRCUITS DESIGN:

Design of Half adder, full adder, half subtractor, full subtractor, applications of full adders; 4-bit adder-subtractor circuit, BCD adder circuit, Excess 3 adder circuit and carry look-ahead adder circuit, Design code converters using Karnaugh method and draw the complete circuit diagrams.



JAWAHARLAL NEHRU TECHNOLOGICAL UNIVERSITY: KAKINADA
KAKINADA – 533 003, Andhra Pradesh, India
DEPARTMENT OF ELECTRONICS AND COMMUNICATION ENGINEERING

UNIT – III

COMBINATIONAL LOGIC CIRCUITS DESIGN USING MSI &LSI :

Design of encoder ,decoder, multiplexer and de-multiplexers, Implementation of higher order circuits using lower order circuits . Realization of Boolean functions using decoders and multiplexers.Design of Priority encoder, 4-bit digital comparator and seven segment decoder. . Study the relevant ICs pin diagrams and their functions 7442,7447,7485,74154.

INTRODUCTION OF PLD's :

PLDs:PROM, PAL, PLA -Basics structures, realization of Boolean functions, Programming table.

UNIT – IV

SEQUENTIAL CIRCUITS I:

Classification of sequential circuits (synchronous and asynchronous) , operation of NAND & NOR Latches and flip-flops; truth tables and excitation tables of RS flip-flop, JK flip-flop, T flip-flop, D flip-flop with reset and clear terminals. Conversion from one flip-flop to another flip-flop. Design of 5ripple counters, design of synchronous counters, Johnson counter, ring counter. Design of registers - Buffer register, control buffer register, shift register, bi-directional shift register, universal shift, register.

Study the following relevant ICs and their relevant functions 7474,7475,7476,7490,7493,74121.

UNIT – V

SEQUENTIAL CIRCUITS II :

Finite state machine; state diagrams, state tables, reduction of state tables.Analysis of clocked sequential circuits Mealy to Moore conversion and vice-versa.Realization of sequence generator,Design of Clocked Sequential Circuit to detect the given sequence (with overlapping or withoutoverlapping).

TEXT BOOKS:

1. Switching and finite automata theory Zvi.KOHAVI,Niraj.K.Jha 3rdEdition,Cambridge UniversityPress,2009
2. Digital Design by M.MorrisMano,Michael D Ciletti,4th edition PHIpublication,2008
3. Switching theory and logic design by Hill and Peterson,Mc-Graw Hill TMH edition, 2012.



JAWAHARLAL NEHRU TECHNOLOGICAL UNIVERSITY: KAKINADA
KAKINADA – 533 003, Andhra Pradesh, India
DEPARTMENT OF ELECTRONICS AND COMMUNICATION ENGINEERING

REFERENCES:

1. Fundamentals of Logic Design by Charles H. Roth Jr, Jaico Publishers, 2006
2. Digital electronics by R S Sedha. S. Chand & company limited, 2010
3. Switching Theory and Logic Design by A. Anand Kumar, PHI Learning pvt ltd, 2016.
4. Digital logic applications and design by John M Yarbough, Cengage learning, 2006.
5. TTL 74-Series databook.

Course Outcomes:

- Classify different number systems and apply to generate various codes.
- Use the concept of Boolean algebra in minimization of switching functions
- Design different types of combinational logic circuits.
- Apply knowledge of flip-flops in designing of Registers and counters
- The operation and design methodology for synchronous sequential circuits and algorithmic state machines.
- Produce innovative designs by modifying the traditional design techniques.



JAWAHARLAL NEHRU TECHNOLOGICAL UNIVERSITY: KAKINADA
KAKINADA – 533 003, Andhra Pradesh, India
DEPARTMENT OF ELECTRONICS AND COMMUNICATION ENGINEERING

II Year - I Semester		L	T	P	C
		3	0	0	3
SIGNALS and SYSTEMS					

Course Objectives:

The main objectives of this course are given below:

- To study about signals and systems.
- To analyze the spectral characteristics of signal using Fourier series and Fourier transforms.
- To understand the characteristics of systems.
- To introduce the concept of sampling process.
- To know various transform techniques to analyze the signals and systems.

UNIT- I: INTRODUCTION: Definition of Signals and Systems, Classification of Signals, Classification of Systems, Operations on signals: time-shifting, time-scaling, amplitude-shifting, amplitude-scaling. Problems on classification and characteristics of Signals and Systems. Complex exponential and sinusoidal signals, Singularity functions and related functions: impulse function, step function, signum function and ramp function. Analogy between vectors and signals, orthogonal signal space, Signal approximation using orthogonal functions, Mean square error, closed or complete set of orthogonal functions, Orthogonality in complex functions. Related Problems.

UNIT –II: FOURIER SERIES AND FOURIER TRANSFORM:

Fourier series representation of continuous time periodic signals, properties of Fourier series, Dirichlet's conditions, Trigonometric Fourier series and Exponential Fourier series, Relation between Trigonometric and Exponential Fourier series, Complex Fourier spectrum. Deriving Fourier transform from Fourier series, Fourier transform of arbitrary signal, Fourier transform of standard signals, Fourier transform of periodic signals, properties of Fourier transforms, Fourier transforms involving impulse function and Signum function. Introduction to Hilbert Transform. Related Problems.

UNIT-III: ANALYSIS OF LINEAR SYSTEMS: Introduction, Linear system, impulse response, Response of a linear system, Linear time invariant (LTI) system, Linear time variant (LTV) system, Concept of convolution in time domain and frequency domain, Graphical representation of convolution, Transfer function of a LTI system, Related problems. Filter characteristics of linear systems. Distortion less transmission through a system, Signal bandwidth, system bandwidth, Ideal LPF, HPF and BPF characteristics, Causality and Poly-Wiener criterion for physical realization, relationship between bandwidth and rise time.



JAWAHARLAL NEHRU TECHNOLOGICAL UNIVERSITY: KAKINADA
KAKINADA – 533 003, Andhra Pradesh, India
DEPARTMENT OF ELECTRONICS AND COMMUNICATION ENGINEERING

UNIT –IV:

CORRELATION: Auto-correlation and cross-correlation of functions, properties of correlation function, Energy density spectrum, Parseval's theorem, Power density spectrum, Relation between Convolution and correlation, Detection of periodic signals in the presence of noise by correlation, Extraction of signal from noise by filtering.

SAMPLING THEOREM : Graphical and analytical proof for Band Limited Signals, impulse sampling, Natural and Flat top Sampling, Reconstruction of signal from its samples, effect of under sampling – Aliasing, Introduction to Band Pass sampling, Related problems.

UNIT –V:

LAPLACE TRANSFORMS: Introduction, Concept of region of convergence (ROC) for Laplace transforms, constraints on ROC for various classes of signals, Properties of L.T's, Inverse Laplace transform, Relation between L.T's, and F.T. of a signal. Laplace transform of certain signals using waveformsynthesis.

Z–TRANSFORMS: Concept of Z- Transform of a discrete sequence. Region of convergence in Z-Transform, constraints on ROC for various classes of signals, Inverse Z-transform, properties of Z-transforms. Distinction between Laplace, Fourier and Z transforms.

TEXT BOOKS:

1. Signals, Systems & Communications - B.P. Lathi, BS Publications,2003.
2. Signals and Systems - A.V. Oppenheim, A.S. Willsky and S.H. Nawab, PHI,2nd Edn,1997
3. Signals & Systems - Simon Haykin and Van Veen, Wiley, 2ndEdition,2007

REFERENCE BOOKS:

1. Principles of Linear Systems and Signals – BP Lathi, Oxford University Press,2015
2. Signals and Systems – T K Rawat , Oxford University press,2011

Course Outcomes:At the end of this course the student will able to:

- Differentiate the various classifications of signals and systems
- Analyze the frequency domain representation of signals using Fourier concepts
- Classify the systems based on their properties and determine the response of LTI Systems.
- Know the sampling process and various types of sampling techniques.
- Apply Laplace and z-transforms to analyze signals and Systems (continuous & discrete).



JAWAHARLAL NEHRU TECHNOLOGICAL UNIVERSITY: KAKINADA
KAKINADA – 533 003, Andhra Pradesh, India
DEPARTMENT OF ELECTRONICS AND COMMUNICATION ENGINEERING

II Year - I Semester		L	T	P	C
		3	0	0	3
RANDOM VARIABLES and STOCHASTIC PROCESSES					

Course Objectives:

- To give students an introduction to elementary probability theory, in preparation to learn the concepts of statistical analysis, random variables and stochastic processes.
- To mathematically model the random phenomena with the help of probability theory Concepts.
- To introduce the important concepts of random variables and stochastic processes.
- To analyze the LTI systems with stationary random process as input.

UNIT I

THE RANDOM VARIABLE: Introduction, Review of Probability Theory, Definition of a Random Variable, Conditions for a Function to be a Random Variable, Discrete, Continuous and Mixed Random Variables, Distribution and Density functions, Properties, Binomial, Poisson, Uniform, Gaussian, Exponential, Rayleigh, Conditional Distribution, Conditional Density, Properties.

UNIT II

OPERATION ON ONE RANDOM VARIABLE - EXPECTATIONS: Introduction, Expected Value of a Random Variable, Function of a Random Variable, Moments about the Origin, Central Moments, Variance and Skew, Chebychev's Inequality, Characteristic Function, Moment Generating Function, Transformations of a Random Variable: Monotonic Transformations for a Continuous Random Variable, Non-monotonic Transformations of Continuous Random Variable.

UNIT III

MULTIPLE RANDOM VARIABLES: Vector Random Variables, Joint Distribution Function, Properties of Joint Distribution, Marginal Distribution Functions, Conditional Distribution and Density, Statistical Independence, Sum of Two Random Variables, Sum of Several Random Variables, Central Limit Theorem: Unequal Distribution, Equal Distributions.

OPERATIONS ON MULTIPLE RANDOM VARIABLES: Joint Moments about the Origin, Joint Central Moments, Joint Characteristic Functions, Jointly Gaussian Random Variables: Two Random Variables case, N Random Variables case, Properties, Transformations of Multiple Random Variables, Linear Transformations of Gaussian Random Variables.

UNIT IV

RANDOM PROCESSES – TEMPORAL CHARACTERISTICS: The Random Process Concept, Classification of Processes, Deterministic and Nondeterministic Processes, Distribution and Density Functions, Concept of Stationarity and Statistical Independence. First-Order Stationary Processes, Second-order and Wide-Sense Stationarity, N^{th} -order and Strict-Sense



JAWAHARLAL NEHRU TECHNOLOGICAL UNIVERSITY: KAKINADA
KAKINADA – 533 003, Andhra Pradesh, India
DEPARTMENT OF ELECTRONICS AND COMMUNICATION ENGINEERING

Stationarity, Time Averages and Ergodicity, Autocorrelation Function and its Properties, Cross-Correlation Function and its Properties, Covariance Functions, Gaussian Random Processes, Poisson Random Process.

UNIT V

RANDOM PROCESSES - SPECTRAL CHARACTERISTICS: The Power Density Spectrum: Properties, Relationship between Power Density Spectrum and Autocorrelation Function, The Cross-Power Density Spectrum, Properties, Relationship between Cross-Power Density Spectrum and Cross-Correlation Function.

LINEAR SYSTEMS WITH RANDOM INPUTS: Random Signal Response of Linear Systems: System Response – Convolution, Mean and Mean-squared Value of System Response, Autocorrelation Function of Response, Cross-Correlation Functions of Input and Output, Spectral Characteristics of System Response: Power Density Spectrum of Response, Cross-Power Density Spectra of Input and Output, Band pass, Band-Limited and Narrowband Processes, Properties.

TEXT BOOKS:

1. Probability, Random Variables & Random Signal Principles, Peyton Z. Peebles, TMH, 4th Edition, 2001.
2. Probability, Random Variables and Stochastic Processes, Athanasios Papoulis and S. Unnikrishna, PHI, 4th Edition, 2002.
3. Probability and Random Processes with Applications to Signal Processing, Henry Stark and John W. Woods, Pearson Education, 3rd Edition, 2001.

REFERANCE BOOKS:

1. Schaum's Outline of Probability, Random Variables, and Random Processes, 1997.
2. An Introduction to Random Signals and Communication Theory, B.P. Lathi, International Textbook, 1968.
3. Probability Theory and Random Processes, P. Ramesh Babu, McGrawHill, 2015.

Course Outcomes:

After completion of the course, the student will be able to

- Mathematically model the random phenomena and solve simple probabilistic problems.
- Identify different types of random variables and compute statistical averages of these random variables.
- Characterize the random processes in the time and frequency domains.
- Analyze the LTI systems with random inputs.



JAWAHARLAL NEHRU TECHNOLOGICAL UNIVERSITY: KAKINADA
KAKINADA – 533 003, Andhra Pradesh, India
DEPARTMENT OF ELECTRONICS AND COMMUNICATION ENGINEERING

II Year - I Semester		L	T	P	C
		3	0	0	3
OBJECT ORIENTED PROGRAMMING THROUGH JAVA					

Course Objectives:

This subject will help to improve

- the analytical skills of object oriented programming
- Overall development of problem solving and critical analysis.
- Formal introduction to Java programming language

Course Outcomes:

On successful completion of this course, the student should be able to:

- Show competence in the use of the Java programming language in the development of small to medium-sized application programs that demonstrate professionally acceptable coding and performance standard
- Illustrate the basic principles of the object-oriented programming
- Demonstrate an introductory understanding of graphical user interfaces, multithreaded programming, and event-driven programming.

Unit I

Introduction to Java : Basics of Java programming, Data types, Variables, Operators, Control structures including selection, Looping, Java methods, Overloading, Math class, Arrays in java.

Objects and Classes : Basics of objects and classes in java, Constructors, Finalizer, Visibility modifiers, Methods and objects, Inbuilt classes like String, Character, StringBuffer, File, this reference.

Unit II

Inheritance and Polymorphism : Inheritance in java, Super and sub class, Overriding, Object class, Polymorphism, Dynamic binding, Generic programming, Casting objects, Instance of operator, Abstract class, Interface in java, Package in java, UTIL package.

Unit III

Event and GUI programming : Event handling in java, Event types, Mouse and key events, GUI Basics, Panels, Frames, Layout Managers: Flow Layout, Border Layout, Grid Layout, GUI components like Buttons, Check Boxes, Radio Buttons, Labels, Text Fields, Text Areas, Combo Boxes, Lists, Scroll Bars, Sliders, Windows, Menus, Dialog Box, Applet and its life cycle, Introduction to swing, Creating a swing applet, swing controls and components.

Unit IV

I/O programming: Text and Binary I/O, Binary I/O classes, Object I/O, Random Access Files. Event driven model, handling events



JAWAHARLAL NEHRU TECHNOLOGICAL UNIVERSITY: KAKINADA
KAKINADA – 533 003, Andhra Pradesh, India
DEPARTMENT OF ELECTRONICS AND COMMUNICATION ENGINEERING

Unit V

Multithreading in java: Thread life cycle and methods, Runnable interface, Thread synchronization, Exception handling with try-catch-finally, Collections in java, Introduction to JavaBeans and Network Programming.

Text Books:

- 1) Introduction to Java Programming (Comprehensive Version), Daniel Liang, Seventh Edition, Pearson.
- 2) Programming in Java, Sachin Malhotra & Saurabh Chaudhary, Oxford University Press.

Reference Books:

- 1) Murach's Beginning Java 2, Doug Lowe, Joel Murach and Andrea Steelman, SPD.
- 2) Core Java Volume-I Fundamentals, Eight Edition, Horstmann & Cornell, Pearson Education.
- 3) The Complete Reference, Java 2 (Fourth Edition), Herbert Schild, TMH.
- 4) Java Programming, D. S. Malik, Cengage Learning.



JAWAHARLAL NEHRU TECHNOLOGICAL UNIVERSITY: KAKINADA
KAKINADA – 533 003, Andhra Pradesh, India
DEPARTMENT OF ELECTRONICS AND COMMUNICATION ENGINEERING

II Year - I Semester		L	T	P	C
		3	0	0	3
MANAGERIAL ECONOMICS & FINANCIAL ANALYSIS					

Course Objectives:

- The Learning objectives of this paper are to understand the concept and nature of Managerial Economics and its relationship with other disciplines and also to understand the Concept of Demand and Demand forecasting.
- To familiarize about the Production function, Input Output relationship, Cost-Output relationship and Cost-Volume-Profit Analysis.
- To understand the nature of markets, Methods of Pricing in the different market structures and to know the different forms of Business organization and the concept of Business Cycles.
- To learn different Accounting Systems, preparation of Financial Statement and uses of different tools for performance evaluation.
- Finally, it is also to understand the concept of Capital, Capital Budgeting and the techniques used to evaluate Capital Budgeting proposals.

Unit-I**Introduction to Managerial Economics and demand Analysis:**

Definition of Managerial Economics –Scope of Managerial Economics and its relationship with other subjects –Concept of Demand, Types of Demand, Determinants of Demand- Demand schedule, Demand curve, Law of Demand and its limitations- Elasticity of Demand, Types of Elasticity of Demand and Measurement- Demand forecasting and Methods of forecasting, Concept of Supply and Law of Supply.

Unit – II:**Theories of Production and Cost Analyses:**

Theories of Production function- Law of Variable proportions-Isoquants and Isocosts and choice of least cost factor combination-Concepts of Returns to scale and Economies of scale-Different cost concepts: opportunity costs, explicit and implicit costs-Fixed costs, Variable Costs and Total costs –Cost –Volume-Profit analysis-Determination of Breakeven point(problems)-Managerial significance and limitations of Breakeven point.

Unit – III:**Introduction to Markets, Theories of the Firm & Pricing Policies:**

Market Structures: Perfect Competition, Monopoly, Monopolistic competition and Oligopoly – Features – Price and Output Determination – Managerial Theories of firm: Marris and Williamson’s models – other Methods of Pricing: Average cost pricing, Limit Pricing, Market Skimming Pricing, Internet Pricing: (Flat Rate Pricing, Usage sensitive pricing) and Priority Pricing, Business Cycles : Meaning and Features – Phases of a Business Cycle. Features and Evaluation of Sole Trader, Partnership, Joint Stock Company – State/Public Enterprises and their forms.



JAWAHARLAL NEHRU TECHNOLOGICAL UNIVERSITY: KAKINADA
KAKINADA – 533 003, Andhra Pradesh, India
DEPARTMENT OF ELECTRONICS AND COMMUNICATION ENGINEERING

Unit – IV:

Introduction to Accounting & Financing Analysis:

Introduction to Double Entry System, Journal, Ledger, Trail Balance and Preparation of Final Accounts with adjustments – Preparation of Financial Statements-Analysis and Interpretation of Financial Statements-Ratio Analysis – Preparation of Funds flow and cash flow analysis (Problems)

Unit – V:

Capital and Capital Budgeting: Capital Budgeting: Meaning of Capital-Capitalization-Meaning of Capital Budgeting-Time value of money- Methods of appraising Project profitability: Traditional Methods(pay back period, accounting rate of return) and modern methods(Discounted cash flow method, Net Present Value method, Internal Rate of Return Method and Profitability Index)

TEXT BOOKS:

1. A R Aryasri, Managerial Economics and Financial Analysis, The McGraw – Hill companies.

REFERENCES:

1. Varshney R.L, K.L Maheswari, Managerial Economics, S. Chand & CompanyLtd,
2. JL Pappas and EF Brigham, Managerial Economics, Holt, R & W; New editionedition
3. N.P Srinivasn and M. SakthivelMurugan, Accounting for Management, S. Chand & CompanyLtd,
4. MaheswariS.N,AnIntroduction to Accountancy, Vikas Publishing House PvtLtd
5. I.M Pandey, Financial Management , Vikas Publishing House PvtLtd
6. V. Maheswari, Managerial Economics, S. Chand & CompanyLtd.

Course Outcomes:

- The Learner is equipped with the knowledge of estimating the Demand and demand elasticities for aproduct.
- The knowledge of understanding of the Input-Output-Cost relationships and estimation of the least cost combination ofinputs.
- The pupil is also ready to understand the nature of different markets and Price Output determination under various market conditions and also to have the knowledge of different BusinessUnits.
- The Learner is able to prepare Financial Statements and the usage of various Accounting tools forAnalysis.
- The Learner can able to evaluate various investment project proposals with the help of capital budgeting techniques for decisionmaking.



JAWAHARLAL NEHRU TECHNOLOGICAL UNIVERSITY: KAKINADA
KAKINADA – 533 003, Andhra Pradesh, India
DEPARTMENT OF ELECTRONICS AND COMMUNICATION ENGINEERING

II Year - I Semester		L	T	P	C
		0	0	3	1.5
ELECTRONIC DEVICES AND CIRCUITS LAB					

Note: The students are required to perform the experiment to obtain the V-I characteristics and to determine the relevant parameters from the obtained graphs.

Electronic Workshop Practice:

1. Identification, Specifications, Testing of R, L, C Components (ColourCodes), Potentiometers, Coils, Gang Condensers, Relays, BreadBoards.
2. Identification, Specifications and Testing of active devices, Diodes, BJTs, JFETs, LEDs, LCDs, SCR, UJT.
3. Soldering Practice- Simple circuits using active and passive components.
4. Study and operation of Ammeters, Voltmeters, Transformers, Analog and Digital Multimeter, Function Generator, Regulated Power Supply and CRO.

List of Experiments: (Minimum of Ten Experiments has to be performed)

1. P-N Junction Diode Characteristics
 Part A: Germanium Diode (Forward bias & Reverse bias)
 Part B: Silicon Diode (Forward Bias only)
2. Zener Diode Characteristics
 Part A: V-I Characteristics
 Part B: Zener Diode as Voltage Regulator
3. Rectifiers (without and with filter)
 Part A: Half-wave Rectifier
 Part B: Full-wave Rectifier
4. BJT Characteristics (CE Configuration)
 Part A: Input Characteristics
 Part B: Output Characteristics
5. FET Characteristics (CS Configuration)
 Part A: Drain Characteristics
 Part B: Transfer Characteristics
6. SCR Characteristics
7. UJT Characteristics
8. Transistor Biasing
9. CRO Operation and its Measurements
10. BJT-CE Amplifier
11. Emitter Follower-CC Amplifier
12. FET-CS Amplifier

Equipment required:

1. Regulated Power supplies



JAWAHARLAL NEHRU TECHNOLOGICAL UNIVERSITY: KAKINADA
KAKINADA – 533 003, Andhra Pradesh, India
DEPARTMENT OF ELECTRONICS AND COMMUNICATION ENGINEERING

2. Analog/Digital Storage Oscilloscopes
3. Analog/Digital Function Generators
4. Digital Multi-meters
5. Decade Resistance Boxes/Rheostats
6. Decade Capacitance Boxes
7. Ammeters (Analog or Digital)
8. Voltmeters (Analog or Digital)
9. Active & Passive Electronic Components



JAWAHARLAL NEHRU TECHNOLOGICAL UNIVERSITY: KAKINADA
KAKINADA – 533 003, Andhra Pradesh, India
DEPARTMENT OF ELECTRONICS AND COMMUNICATION ENGINEERING

II Year - I Semester		L	T	P	C
		0	0	3	1.5
SWITCHING THEORY and LOGIC DESIGN LAB					

List of Experiments: (Minimum of Twelve Experiments has to be performed)

1. Verification of truth tables of Logicgates
Two input (i) OR (ii) AND (iii) NOR (iv) NAND (v) Exclusive OR (vi) Exclusive NOR
2. Design a simple combinational circuit with four variables and obtain minimal SOP expression and verify the truth table using Digital TrainerKit
3. Verification of functional table of 3 to 8 line Decoder /De-multiplexer
4. 4 variable logic function verification using 8 to 1multiplexer.
5. Design full adder circuit and verify its functionaltable.
6. Verification of functional tables of
(i) J K Edge triggered Flip –Flop
(ii) J K Master Slave Flip – Flop
(iii)D Flip -Flop
7. Design a four bit ring counter using D Flip – Flops / JK Flip Flop and verify output
8. Design a four bit Johnson’s counter using D Flip-Flops / JK Flip Flops and verify output
9. Verify the operation of 4-bit Universal Shift Register for different Modes of operation.
10. Draw the circuit diagram of MOD-8 ripple counter and construct a circuit using T-Flip-Flops and Test it with a low frequency clock and Sketch the output waveforms.
11. Design MOD – 8 synchronous counter using T Flip-Flop and verify the result and Sketch the output waveforms.
12. (a) Draw the circuit diagram of a single bit comparator and test the output
(b) Construct 7 Segment Display Circuit Using Decoder and 7 Segment LED and test it.

ADD on Experiments:

1. Design BCD Adder Circuit and Test the Same using Relevant IC
2. Design Excess-3 to 9-Complement convertor using only four Full Adders and test the Circuit.
3. Design an Experimental model to demonstrate the operation of 74154 De-Multiplexer using LEDs for outputs.



JAWAHARLAL NEHRU TECHNOLOGICAL UNIVERSITY: KAKINADA
KAKINADA – 533 003, Andhra Pradesh, India
DEPARTMENT OF ELECTRONICS AND COMMUNICATION ENGINEERING

II Year-I Semester		L	T	P	C
		3	0	0	0
CONSTITUTION OF INDIA					

Course Objectives:

- To Enable the student to understand the importance of constitution
- To understand the structure of executive, legislature and judiciary
- To understand philosophy of fundamental rights and duties
- To understand the autonomous nature of constitutional bodies like Supreme Court and high court controller and auditor general of India and election commission of India.
- To understand the central and state relation financial and administrative.

UNIT-I

Introduction to Indian Constitution: Constitution meaning of the term, Indian Constitution - Sources and constitutional history, Features - Citizenship, Preamble, Fundamental Rights and Duties, Directive Principles of State Policy.

Learning outcomes:

After completion of this unit student will

- Understand the concept of Indian constitution
- Apply the knowledge on directive principle of state policy
- Analyze the History, features of Indian constitution
- Evaluate Preamble Fundamental Rights and Duties

UNIT-II

Union Government and its Administration Structure of the Indian Union: Federalism, Centre-State relationship, President: Role, power and position, PM and Council of ministers, Cabinet and Central Secretariat, Lok Sabha, Rajya Sabha, The Supreme Court and High Court: Powers and Functions;

Learning outcomes:- After completion of this unit student will

- Understand the structure of Indian government
- Differentiate between the state and central government
- Explain the role of President and Prime Minister
- Know the Structure of supreme court and High court



JAWAHARLAL NEHRU TECHNOLOGICAL UNIVERSITY: KAKINADA
KAKINADA – 533 003, Andhra Pradesh, India
DEPARTMENT OF ELECTRONICS AND COMMUNICATION ENGINEERING

UNIT-III

State Government and its Administration Governor - Role and Position - CM and Council of ministers, State Secretariat: Organization, Structure and Functions

Learning outcomes:-After completion of this unit student will

- Understand the structure of state government
- Analyze the role Governor and Chief Minister
- Explain the role of state Secretariat
- Differentiate between structure and functions of state secretariat

UNIT-IV

A. Local Administration - District's Administration Head - Role and Importance, Municipalities - Mayor and role of Elected Representative - CEO of Municipal Corporation Pachayati Raj: Functions PRI: Zila Panchayat, Elected officials and their roles, CEO Zila Panchayat: Block level Organizational Hierarchy - (Different departments), Village level - Role of Elected and Appointed officials - Importance of grass root democracy

Learning outcomes:-After completion of this unit student will

- Understand the local Administration
- Compare and contrast district administration role and importance
- Analyze the role of Mayor and elected representatives of Municipalities
- Evaluate Zilla Panchayat block level organization

UNIT-V

Election Commission: Election Commission- Role of Chief Election Commissioner and Election Commissionerate State Election Commission:, Functions of Commissions for the welfare of SC/ST/OBC and women

Learning outcomes:-After completion of this unit student will

- Know the role of Election Commission apply knowledge
- Contrast and compare the role of Chief Election commissioner and Commissionerate
- Analyze role of state election commission
- Evaluate various commissions of viz SC/ST/OBC and women

References:

1. Durga Das Basu, Introduction to the Constitution of India, Prentice – Hall of India Pvt. Ltd.. New Delhi
2. Subash Kashyap, Indian Constitution, National Book Trust
3. J.A. Siwach, Dynamics of Indian Government & Politics
4. D.C. Gupta, Indian Government and Politics



JAWAHARLAL NEHRU TECHNOLOGICAL UNIVERSITY: KAKINADA
KAKINADA – 533 003, Andhra Pradesh, India
DEPARTMENT OF ELECTRONICS AND COMMUNICATION ENGINEERING

5. H.M.Sreevai, Constitutional Law of India, 4th edition in 3 volumes (Universal Law Publication)
6. J.C. Johari, Indian Government and Politics Hans
7. J. Raj Indian Government and Politics
8. M.V. Pylee, Indian Constitution Durga Das Basu, Human Rights in Constitutional Law, Prentice – Hall of India Pvt. Ltd.. New Delhi
9. Noorani, A.G., (South Asia Human Rights Documentation Centre), Challenges to Civil Right), Challenges to Civil Rights Guarantees in India, Oxford University Press 2012

resources:

1. nptel.ac.in/courses/109104074/8
2. nptel.ac.in/courses/109104045/
3. nptel.ac.in/courses/101104065/
4. www.hss.iitb.ac.in/en/lecture-details
5. www.iitb.ac.in/en/event/2nd-lecture-institute-lecture-series-indian-constitution

Course Outcomes:

At the end of the semester/course, the student will be able to have a clear knowledge on the following:

- Understand historical background of the constitution making and its importance for building a democratic India.
- Understand the functioning of three wings of the government ie., executive, legislative and judiciary.
- Understand the value of the fundamental rights and duties for becoming good citizen of India.
- Analyze the decentralization of power between central, state and local self-government.
- Apply the knowledge in strengthening of the constitutional institutions like CAG, Election Commission and UPSC for sustaining democracy.
 1. Know the sources, features and principles of Indian Constitution.
 2. Learn about Union Government, State government and its administration.
 3. Get acquainted with Local administration and Panchayati Raj.
 4. Be aware of basic concepts and developments of Human Rights.
 5. Gain knowledge on roles and functioning of Election Commission



JAWAHARLAL NEHRU TECHNOLOGICAL UNIVERSITY: KAKINADA
KAKINADA – 533 003, Andhra Pradesh, India
DEPARTMENT OF ELECTRONICS AND COMMUNICATION ENGINEERING

II Year-II Semester		L	T	P	C
		3	0	0	3
ELECTRONIC CIRCUIT ANALYSIS					

Course Objectives:

The main objectives of this course are:

- To learn hybrid-pi parameters at high frequency and compare with low frequency parameters.
- Learn and understand the purpose of cascading of single stage amplifiers and derive the overall voltage gain.
- Analyze the effect of negative feedback on amplifier characteristics and derive the characteristics.
- Learn and understand the basic principle of oscillator circuits and perform the analysis of different oscillator circuits.
- Compare and analyze different Power amplifiers like Class A, Class B, Class C, Class AB and other types of amplifiers.
- Analyze different types of tuned amplifier circuits.

UNIT-I Small Signal High Frequency Transistor Amplifier models:

BJT: Transistor at high frequencies, Hybrid- π common emitter transistor model, Hybrid π conductance, Hybrid π capacitances, validity of hybrid π model, determination of high-frequency parameters in terms of low-frequency parameters, CE short circuit current gain, current gain with resistive load, cut-off frequencies, frequency response and gain bandwidth product.

FET: Analysis of common Source and common drain Amplifier circuits at high frequencies.

UNIT-II

Multistage Amplifiers: Classification of amplifiers, methods of coupling, cascaded transistor amplifier and its analysis, analysis of two stage RC coupled amplifier, high input resistance transistor amplifier circuits and their analysis-Darlington pair amplifier, Cascode amplifier, Boot-strap emitter follower, Differential amplifier using BJT.

UNIT -III

Feedback Amplifiers : Feedback principle and concept, types of feedback, classification of amplifiers, feedback topologies, Characteristics of negative feedback amplifiers, Generalized analysis of feedback amplifiers, Performance comparison of feedback amplifiers, Method of analysis of feedback amplifiers.



JAWAHARLAL NEHRU TECHNOLOGICAL UNIVERSITY: KAKINADA
KAKINADA – 533 003, Andhra Pradesh, India
DEPARTMENT OF ELECTRONICS AND COMMUNICATION ENGINEERING

Unit-IV

Oscillators: Oscillator principle, condition for oscillations, types of oscillators, RC-phase shift and Wien bridge oscillators with BJT and FET and their analysis, Generalized analysis of LC Oscillators, Hartley and Colpitt's oscillators using BJT, Frequency and amplitude stability of oscillators.

UNIT-V

Power Amplifiers: Classification of amplifiers(A to H), Class A power Amplifiers, Class B Push-pull amplifiers, Complementary symmetry push pull amplifier, Class AB power amplifier, Class-C power amplifier, Thermal stability and Heatsinks.

Tuned Amplifiers: Introduction, Q-Factor, small signal tuned amplifier, capacitance single tuned amplifier, double tuned amplifiers, , staggered tuned amplifiers

Text Books:

1. Integrated Electronics- J. Millman and C.C. Halkias, Tata McGraw-Hill, 1972.
2. Electronic Devices and Circuits Theory – Robert L. Boylestad and Louis Nashelsky, Pearson/Prentice Hall, Tenth Edition, 2009.
3. Electronic Devices and Integrated Circuits – B.P. Singh, Rekha , Pearson publications, 2006

References:

1. Electronic Circuit Analysis and Design – Donald A. Neaman, McGrawHill, 2010.
2. Microelectronic Circuits-Sedra A.S. and K.C. Smith, Oxford University Press, Sixth Edition, 2011.
3. Electronic Circuit Analysis-B.V.Rao, K.R.Rajeswari, P.C.R.Pantulu, K.B.R.Murthy, Pearson Publications.

Course Outcomes:

At the end of this course the student can able to

- Design and analysis of small signal high frequency transistor amplifier using BJT and FET.
- Design and analysis of multistage amplifiers using BJT and FET and Differential amplifier using BJT.
- Derive the expressions for frequency of oscillation and condition for oscillation of RC and LC oscillators and their amplitude and frequency stability concept.
- Know the classification of the power and tuned amplifiers and their analysis with performance comparison.



JAWAHARLAL NEHRU TECHNOLOGICAL UNIVERSITY: KAKINADA
KAKINADA – 533 003, Andhra Pradesh, India
DEPARTMENT OF ELECTRONICS AND COMMUNICATION ENGINEERING

II Year-II Semester		L	T	P	C
		3	0	0	3
LINEAR CONTROL SYSTEMS					

Course objectives:

- To introduce the concepts of open loop and closed loop systems, mathematical models of mechanical and electrical systems, and concepts of feedback
- To study the characteristics of the given system in terms of the transfer function and introducing various approaches to reduce the overall system for necessary analysis
- To develop the acquaintance in analyzing the system response in time-domain and frequency domain in terms of various performance indices
- To analyze the system in terms of absolute stability and relative stability by different approaches
- To design different control systems for different applications as per given specifications
- To introduce the concepts of state variable analysis, design and also the concepts of controllability and observability.

UNIT I**INTRODUCTION**

Concepts of System, Control Systems: Open Loop and closed loop control systems and their differences. Different examples of control systems, Feed-Back Characteristics, Effects of feedback. Mathematical models, Differential equations, Impulse Response and transfer functions. Translational and Rotational mechanical systems

UNIT II**TRANSFER FUNCTION REPRESENTATION**

Transfer Function of DC Servo motor - AC Servo motor- Synchro-transmitter and Receiver, Block diagram representation of systems considering electrical systems as examples -Block diagram algebra- Representation by Signal flow graph - Reduction using Mason's gain formula.

TIME RESPONSE ANALYSIS

Standard test signals - Time response of first order systems – Characteristic Equation of Feedback control systems, Transient response of second order systems - Time domain specifications – Steady state response - Steady state errors and error constants.

UNIT III**STABILITY ANALYSIS IN S-DOMAIN**

The concept of stability – Routh's stability criterion – qualitative stability and conditional stability – limitations of Routh's stability

Root Locus Technique:

The root locus concept - construction of root loci-effects of adding poles and zeros to $G(s)H(s)$ on the root loci.



JAWAHARLAL NEHRU TECHNOLOGICAL UNIVERSITY: KAKINADA
KAKINADA – 533 003, Andhra Pradesh, India
DEPARTMENT OF ELECTRONICS AND COMMUNICATION ENGINEERING

UNIT IV

Frequency response analysis: Introduction, Correlation between time and frequency response, Polar Plots, Bode Plots, Nyquist Stability Criterion

UNIT V

CLASSICAL CONTROL DESIGN TECHNIQUES

Compensation techniques – Lag, Lead, Lead-Lag Controllers design in frequency Domain, PID Controllers. State Space Analysis of Continuous Systems Concepts of state, state variables and state model, derivation of state models from block diagrams, Diagonalization- Solving the Time invariant state Equations- State Transition Matrix and its Properties – Concepts of Controllability and Observability.

TEXT BOOKS:

1. Automatic Control Systems 8th edition– by B. C. Kuo–John Wiley and Sons's, 2003.
2. Control Systems Engineering – by I. J. Nagrath and M. Gopal, New Age International (P) Limited, Publishers, 2nd edition, 2007
3. Modern Control Engineering–by Katsuhiko Ogata – Pearson Publications, 5th edition, 2015.

REFERENCE BOOKS:

1. Control Systems by A. Nagoorkani, RBA publications, 3rd edition, 2017.
2. Control Systems by A. Anandkumar, PHI, 2nd Edition, 2014.

Course Outcomes:

- This course introduces the concepts of feedback and its advantages to various control systems
- The performance metrics to design the control system in time-domain and frequency domain are introduced.
- Control systems for various applications can be designed using time-domain and frequency domain analysis.
- In addition to the conventional approach, the state space approach for the analysis of control systems is also introduced.



JAWAHARLAL NEHRU TECHNOLOGICAL UNIVERSITY: KAKINADA
KAKINADA – 533 003, Andhra Pradesh, India
DEPARTMENT OF ELECTRONICS AND COMMUNICATION ENGINEERING

II Year-II Semester		L	T	P	C
		3	0	0	3
ELECTROMAGNETIC WAVES and TRANSMISSION LINES					

Course objectives:

The main objectives of this course are to understand

- Fundamentals of steady electric and magnetic fields using various laws
- Apply the concept of static and time varying Maxwell equations and power flow using Poynting theorem
- Wave characteristics in different media for normal and oblique incidence
- Implement various concepts of transmission lines and impedance measurements

SYLLABUS:

Prerequisites: Understanding of Cartesian co-ordinates, spherical & cylindrical systems

UNIT I:

Transmission Lines - I : Types, Parameters, T & π Equivalent Circuits, Transmission Line Equations, Primary & Secondary Constants, Expressions for Characteristic Impedance, Propagation Constant, Phase and Group Velocities, Infinite Line, Lossless lines, distortion less lines, Illustrative Problems.

UNIT II:

Transmission Lines – II: Input Impedance Relations, SC and OC Lines, Reflection Coefficient, VSWR. Low loss radio frequency lines and UHF Transmission lines, UHF Lines as Circuit Elements; Impedance Transformations, $\lambda/8$, $\lambda/4$ and $\lambda/2$ Lines – Smith Chart – Construction and Applications, Quarter wave transformer, Single Stub Matching, Illustrative Problems.

UNIT III:

Review of Co-ordinate Systems, **Electrostatics**:, Coulomb's Law, Electric Field Intensity, Electric Flux Density, Gauss Law and Applications, Electric Potential, Maxwell's Two Equations for Electrostatic Fields, Energy Density, Illustrative Problems. Convection and Conduction Currents, Dielectric Constant, Poisson's and Laplace's Equations; Capacitance – Parallel Plate, Coaxial Capacitors, Illustrative Problems.

UNIT IV:

Magneto Statics : Biot-Savart Law, Ampere's Circuital Law and Applications, Magnetic Flux Density, Maxwell's Two Equations for Magnetostatic Fields, Magnetic Scalar and Vector Potentials, Forces due to Magnetic Fields, Ampere's Force Law, Inductances and Magnetic Energy. Illustrative Problems.

Maxwell's Equations (Time Varying Fields): Faraday's Law and Transformer EMF, Inconsistency of Ampere's Law and Displacement Current Density, Maxwell's Equations in Different Final Forms and Word Statements. Conditions at a Boundary Surface. Illustrative Problems.

UNIT V:

EM Wave Characteristics : Wave Equations for Conducting and Perfect Dielectric Media,



JAWAHARLAL NEHRU TECHNOLOGICAL UNIVERSITY: KAKINADA
KAKINADA – 533 003, Andhra Pradesh, India
DEPARTMENT OF ELECTRONICS AND COMMUNICATION ENGINEERING

II Year-II Semester		L	T	P	C
		3	0	0	3
ANALOG COMMUNICATIONS					

Course Objectives:

Students undergoing this course are expected to

- Familiarize with the fundamentals of analog communications systems.
- Familiarize with various techniques for analog modulation and demodulation of signals.
- Distinguish the figure of merits of various analog modulation methods.
- Develop the ability to classify and understand various functional blocks of radio transmitters and receivers.
- Familiarize with basic techniques for generating and demodulating various pulse modulated signals.

UNIT I

AMPLITUDE MODULATION : Introduction to communication system, Need for modulation, Frequency Division Multiplexing , Amplitude Modulation, Definition, Time domain and frequency domain description, single tone modulation, power relations in AM waves, Generation of AM waves, square law Modulator, Switching modulator, Detection of AM Waves; Square law detector, Envelope detector.

UNIT II

DSB & SSB MODULATION: Double side band suppressed carrier modulators, time domain and frequency domain description, Generation of DSBSC Waves, Balanced Modulators, Ring Modulator, Coherent detection of DSB-SC Modulated waves, COSTAS Loop. Frequency domain description, Frequency discrimination method for generation of AM SSB Modulated Wave, Time domain description, Phase discrimination method for generating AM SSB Modulated waves. Demodulation of SSB Waves, Vestigial side band modulation: Frequency description, Generation of VSB Modulated wave, Time domain description, Envelope detection of a VSB Wave pulse Carrier, Comparison of AM Techniques, Applications of different AM Systems, FDM.

UNIT III

ANGLE MODULATION: Basic concepts, Frequency Modulation: Single tone frequency modulation, Spectrum Analysis of Sinusoidal FM Wave, Narrow band FM, Wide band FM, Constant Average Power, Transmission bandwidth of FM Wave - Generation of FM Waves, Detection of FM Waves: Balanced Frequency discriminator, Zero crossing detector, Phase locked loop. Comparison of FM & AM.



JAWAHARLAL NEHRU TECHNOLOGICAL UNIVERSITY: KAKINADA
KAKINADA – 533 003, Andhra Pradesh, India
DEPARTMENT OF ELECTRONICS AND COMMUNICATION ENGINEERING

UNIT IV

TRANSMITTERS & RECEIVERS: Radio Transmitter - Classification of Transmitter, AM Transmitter, Effect of feedback on performance of AM Transmitter, FM Transmitter – Variable reactance type and phase modulated FM Transmitter, frequency stability in FM Transmitter. **Radio Receiver** - Receiver Types - Tuned radio frequency receiver, Super hetro dyne receiver, RF section and Characteristics - Frequency changing and tracking, Intermediate frequency, AGC, FM Receiver, Comparison with AM Receiver, Amplitude limiting. Communication Receivers, extensions of super heterodyne principle and additional circuits.

UNIT V

NOISE: Review of noise and noise sources, noise figure, Noise in Analog communication Systems, Noise in DSB& SSB System, Noise in AM System, Noise in Angle Modulation Systems, Threshold effect in Angle Modulation System, Pre-emphasis & de-emphasis
PULSE MODULATION: Types of Pulse modulation, PAM (Single polarity, double polarity) PWM: Generation & demodulation of PWM, PPM, Generation and demodulation of PPM, Time Division Multiplexing, TDM Vs FDM

TEXT BOOKS:

1. Principles of Communication Systems – H Taub & D. Schilling, Gautam Sahe, TMH, 3rd Edition, 2007.
2. Principles of Communication Systems - Simon Haykin, John Wiley, 2nd Edition, 2007.
3. Modern Digital and Analog Communication Systems –B.P.Lathi, Zhi Ding, Hari Mohan Gupta, Oxford University Press, 4th Edition, 2017

REFERENCES:

1. Electronics & Communication System – George Kennedy and Bernard Davis, TMH 2004.
2. Communication Systems– R.P. Singh, SP Sapre, Second Edition TMH, 2007.
3. Electronic Communication systems – Tomasi, Pearson, fourth Edition, 2007.

Course Outcomes:

After undergoing the course, students will be able to

- Differentiate various Analog modulation and demodulationschemes and their spectralcharacteristics
- Analyze noise characteristics of various analog modulationmethods
- Analyze various functional blocks of radio transmitters andreceivers
- Design simple analog systems for various modulationtechniques.



JAWAHARLAL NEHRU TECHNOLOGICAL UNIVERSITY: KAKINADA
KAKINADA – 533 003, Andhra Pradesh, India
DEPARTMENT OF ELECTRONICS AND COMMUNICATION ENGINEERING

II Year-II Semester		L	T	P	C
		3	0	0	3
COMPUTER ARCHITECTURE and ORGANIZATION					

Course objectives:

- To understand the architecture of a modern computer with its various processing units. Also the Performance measurement of the computer system.
- To understand the memory management system of computer.
- To Understand the various instructions, addressing modes
- To Understand the concept of I/O organization

UNIT -I:

Basic Structure Of Computers: Functional unit, Basic Operational concepts, Bus structures, System Software, Performance, The history of computer development.

Machine Instruction and Programs:

Instruction and Instruction Sequencing: Register Transfer Notation, Assembly Language Notation, Basic Instruction Types,

UNIT -II:

Addressing Modes, Basic Input/output Operations, The role of Stacks and Queues in computer programming equation. Component of Instructions: Logic Instructions, shift and Rotate Instructions

Type of Instructions: Arithmetic and Logic Instructions, Branch Instructions, Addressing Modes, Input/output Operations

UNIT -III:

INPUT/OUTPUT ORGANIZATION: Accessing I/O Devices, Interrupts: Interrupt Hardware, Enabling and Disabling Interrupts, Handling Multiple Devices, Direct Memory Access,

Buses: Synchronous Bus, Asynchronous Bus, Interface Circuits, Standard I/O Interface: Peripheral Component Interconnect (PCI) Bus, Universal Serial Bus (USB)

UNIT -IV:

The MEMORY SYSTEMS: Basic memory circuits, Memory System Consideration, Read-Only Memory: ROM, PROM, EPROM, EEPROM, Flash Memory,

Cache Memories: Mapping Functions, INTERLEAVING

Secondary Storage: Magnetic Hard Disks, Optical Disks,

UNIT -V:

Processing Unit: Fundamental Concepts: Register Transfers, Performing an Arithmetic Or



JAWAHARLAL NEHRU TECHNOLOGICAL UNIVERSITY: KAKINADA
KAKINADA – 533 003, Andhra Pradesh, India
DEPARTMENT OF ELECTRONICS AND COMMUNICATION ENGINEERING

Logic Operation, Fetching A Word From Memory, Execution of Complete Instruction, Hardwired Control,

Micro programmed Control: Microinstructions, Micro program Sequencing, Wide Branch Addressing Microinstructions with next –Address Field

TEXTBOOKS:

1. Computer Organization, Carl Hamacher, Zvonks Vranesic, Safea Zaky, 5th Edition, McGrawHill, 2011.
2. Computer Architecture and Organization, John P. Hayes ,3rd Edition, McGrawHill, 2002.

REFERENCE BOOKS:

1. Computer Organization and Architecture – William Stallings Sixth Edition, Pearson/PHI
2. Structured Computer Organization – Andrew S. Tanenbaum, 4th Edition PHI/Pearson, 2012.
3. Fundamentals of Computer Organization and Design, - Sivaraama Dandamudi Springer Int. Edition, 2003.
4. “Computer Organization and Design: The Hardware/Software Interface” by David A. Patterson and John L. Hennessy, 1998.
5. J .P. Hayes, "Computer Architecture and Organization", McGraw-Hill, 1998.

Course Outcomes:

- Students can understand the architecture of modern computer.
- They can analyze the Performance of a computer using performance equation
- Understanding of different instruction types.
- Students can calculate the effective address of an operand by addressing modes
- They can understand how computer stores positive and negative numbers.
- Understand the concepts of I/O Organization and Memory systems.



JAWAHARLAL NEHRU TECHNOLOGICAL UNIVERSITY: KAKINADA
KAKINADA – 533 003, Andhra Pradesh, India
DEPARTMENT OF ELECTRONICS AND COMMUNICATION ENGINEERING

II Year-II Semester	L	T	P	C
	3	0	0	3
MANAGEMENT and ORGANISATIONAL BEHAVIOUR				

Course Objectives:

- To familiarize with the process of management, principles, leadership styles and basic concepts on Organization.
- To provide conceptual knowledge on functional management that is on Human resource management and Marketing management.
- To provide basic insight into select contemporary management practices and Strategic Management.
- To learn theories of motivation and also deals with individual behavior, their personality and perception of individuals.
- To understand about organizations groups that affect the climate of an entire organizations which helps employees in stress management.

Unit I

Introduction: Management and organizational concepts of management and organization- Nature and Importance of Management, Functions of Management, System approach to Management - Taylor's Scientific Management Theory, Fayol's Principles of Management, Leadership Styles, Social responsibilities of Management. Designing Organizational Structures: Basic concepts related to Organization - Departmentation and Decentralization, MBO, Process and concepts.

Unit II

Functional Management: Human Resource Management (HRM) Concepts of HRM, Basic functions of HR Manager: Manpower planning, Recruitment, Selection, Training and Development, Wage and Salary Administration Performance Appraisal, Grievance Handling and Welfare Administration, Job Evaluation and Merit Rating. - Marketing Management: Concepts of Marketing, Marketing mix elements and marketing strategies.

Unit III

Strategic Management: Strategic Management and Contemporary Strategic Issues: Mission, Goals, Objectives, Policy, Strategy, Programmes, Elements of Corporate Planning Process, Environmental Scanning, Value Chain Analysis, SWOT Analysis, Steps in Strategy Formulation and implementation, Generic Strategy alternatives. Bench Marking and Balanced Score Card as Contemporary Business Strategies.

Unit IV

Individual Behavior: Perception-Perceptual process- Impression management- Personality development – Socialization – Attitude- Process- Formation- Positive attitude- Change – Learning – Learning organizations- Reinforcement Motivation – Process- Motives – Theories of



JAWAHARLAL NEHRU TECHNOLOGICAL UNIVERSITY: KAKINADA
KAKINADA – 533 003, Andhra Pradesh, India
DEPARTMENT OF ELECTRONICS AND COMMUNICATION ENGINEERING

Motivation: Maslow's Theory of Human Needs, Douglas McGregor's Theory X and Theory Y, Herzberg's Two-Factor Theory of Motivation,

Unit V

Group Dynamics: Types of Groups, Stages of Group Development, Group Behaviour and Group Performance Factors, Organizational conflicts: Reasons for Conflicts, Consequences of Conflicts in

Organization, Types of Conflicts, Strategies for Managing Conflicts, Organizational Climate and Culture, Stress, Causes and effects, coping strategies of stress.

Reference Books:

1. Subba Rao P., *Organizational Behaviour*, Himalaya Publishing House. Mumbai.
2. Fred Luthans *Organizational Behaviour*, TMH, New Delhi.
3. Robins, Stephen P., *Fundamentals of Management*, Pearson, India.
4. Kotler Philip & Keller Kevin Lane: *Marketing Management* 12/e, PHI, 2007
5. Koontz & Weihrich: *Essentials of Management*, 6/e, TMH, 2007
6. Kanishka Bedi, *Production and Operations Management*, Oxford University Press, 2007.

Course Outcomes:

- After completion of the Course the student will acquire the knowledge on management functions, global leadership and organizational structure.
- Will familiarize with the concepts of functional management that is HRM and Marketing of new product developments.
- The learner is able to think in strategically through contemporary management practices.
- The learner can develop positive attitude through personality development and can equip with motivational theories.
- The student can attain the group performance and grievance handling in managing the organizational culture.



JAWAHARLAL NEHRU TECHNOLOGICAL UNIVERSITY: KAKINADA
KAKINADA – 533 003, Andhra Pradesh, India
DEPARTMENT OF ELECTRONICS AND COMMUNICATION ENGINEERING

II Year-II Semester		L	T	P	C
		0	0	3	1.5
ELECTRONIC CIRCUIT ANALYSIS LAB					

Note: The students are required to design the circuit and perform the simulation using Multisim/ Equivalent Industrial Standard Licensed simulation software tool. Further they are required to verify the result using necessary hardware equipment.

List of Experiments :(Minimum of Ten Experiments has to be performed)

1. Determination of f_T of a given transistor.
2. Voltage-Series Feedback Amplifier
3. Current-Shunt Feedback Amplifier
4. RC Phase Shift/Wien Bridge Oscillator
5. Hartley/ Colpitt's Oscillator
6. Two Stage RC Coupled Amplifier
7. Darlington Pair Amplifier
8. Bootstrapped Emitter Follower
9. Class A Series-fed Power Amplifier
10. Transformer-coupled Class A Power Amplifier
11. Class B Push-Pull Power Amplifier
12. Complementary Symmetry Class B Push-Pull Power Amplifier
13. Single Tuned Voltage Amplifier
14. Double Tuned Voltage Amplifier

Equipment required:

Software:

- i. Multisim/ Equivalent Industrial Standard Licensed simulation software tool.
- ii. Computer Systems with required specifications

Hardware Required:

1. Regulated Power supplies
2. Analog/Digital Storage Oscilloscopes
3. Analog/Digital Function Generators
4. Digital Multimeters
5. Decade Resistance Boxes/Rheostats
6. Decade Capacitance Boxes
7. Ammeters (Analog or Digital)
8. Voltmeters (Analog or Digital)
9. Active & Passive Electronic Components



JAWAHARLAL NEHRU TECHNOLOGICAL UNIVERSITY: KAKINADA
KAKINADA – 533 003, Andhra Pradesh, India
DEPARTMENT OF ELECTRONICS AND COMMUNICATION ENGINEERING

II Year-II Semester		L	T	P	C
		0	0	3	1.5
ANALOG COMMUNICATIONS LAB					

List of Experiments:

(Twelve experiments to be done- **The students have to calculate the relevant parameters**)–

- (a. Hardware, b. MATLAB Simulink, c. MATLAB Communication toolbox)
- A. Amplitude Modulation - Modulation & Demodulation
 - B. AM - DSB SC - Modulation & Demodulation
 - C. Spectrum Analysis of Modulated signal using Spectrum Analyzer
 - D. Diode Detector
 - E. Pre-emphasis & De-emphasis
 - F. Frequency Modulation - Modulation & Demodulation
 - G. AGC Circuits
 - H. Verification of Sampling Theorem
 - I. Pulse Amplitude Modulation & Demodulation
 - J. PWM, PPM – Modulation & Demodulation
 - K. PLL IC-565 as FM demodulator
 - L. Radio receiver characteristics
 - M. Radio Receiver/TV Receiver Demo kits or Trainees.

Note: All the above experiments are to be executed/completed using hardware boards and also to be simulated on Mat lab.

Equipment & Software required:

Software :

- i) Computer Systems with latest specifications
- ii) Connected in LAN (Optional)
- iii) Operating system (Windows/Linux software)
- iv) Simulations software (Simulink & MATLAB)

Equipment:

1. RPS - 0 – 30V
2. CRO - 0 – 20 M Hz.
3. Function Generators - 0 – 1 MHz
4. Components and Breadboards
5. Multimeters and other meters
6. Spectrum Analyzer



JAWAHARLAL NEHRU TECHNOLOGICAL UNIVERSITY: KAKINADA
KAKINADA – 533 003, Andhra Pradesh, India
DEPARTMENT OF ELECTRONICS AND COMMUNICATION ENGINEERING

III Year - I Semester		L	T	P	C
		3	0	0	3
LINEAR INTEGRATED CIRCUITS and APPLICATIONS					

Course objectives::

- To understand the basic operation & performance parameters of differential amplifiers.
- To understand & learn the measuring techniques of performance parameters of Op-Amp
- To learn the linear and non-linear applications of operational amplifiers.
- To understand the analysis & design of different types of active filters using op-amps
- To learn the internal structure, operation and applications of different analog ICs
- To Acquire skills required for designing and testing integrated circuits

UNIT I

Introduction: Internal Block Diagram of various stages of Op-Amp and Roll of each Stage. Differential Amplifier using BJTs and With R_E DC and AC Analysis, Basic Current Mirror Circuit, Improved Version of current mirror circuit, current repeated circuit, Wilson current source.

OP-Amp Block Diagram (Symbolic Representation), Characteristics of Op-Amp, Ideal and Practical Op-Amp specifications, DC and AC Characteristics, Definitions of Input and Output Off-set voltage and currents slow rate, CMRR, PSRR, etc, Measurements of Op-Amp Parameters. Three-Terminal Voltage Regulators 78xx & 79xx Series, current Booster, adjustable voltage, Dual Power Supply with 78xx & 79xx.

UNIT II

LINEAR and NON-LINEAR APPLICATIONS OF OP-AMPS: Inverting and Non-inverting amplifier, Integrator and differentiator, Difference amplifier, Instrumentation amplifier, AC amplifier, V to I, I to V converters, Buffers. Non-Linear function generation, Comparators, Multivibrators, Triangular and Square wave generators, Log and Anti log Amplifiers, Precision rectifiers.

UNIT III

ACTIVE FILTERS, ANALOG MULTIPLIERS AND MODULATORS: Design & Analysis of Butterworth active filters – 1st order, 2nd order LPF, HPF filters. Band pass, Band reject and all pass filters.

Four Quadrant Multiplier, IC 1496, Sample & Hold circuits.

UNIT IV

TIMERS & PHASE LOCKED LOOPS: Introduction to 555 timer, functional diagram, Monostable and Astable operations and applications, Schmitt Trigger; PLL - introduction, block schematic, principles and description of individual blocks, 565 PLL, Applications of PLL – frequency multiplication, frequency translation, AM, FM & FSK demodulators. Applications of VCO (566).



JAWAHARLAL NEHRU TECHNOLOGICAL UNIVERSITY: KAKINADA
KAKINADA – 533 003, Andhra Pradesh, India
DEPARTMENT OF ELECTRONICS AND COMMUNICATION ENGINEERING

UNIT V

DIGITAL TO ANALOG AND ANALOG TO DIGITAL CONVERTERS: Introduction, basic DAC techniques, weighted resistor DAC, R-2R ladder DAC, inverted R-2R DAC, and IC 1408 DAC, Different types of ADCs – parallel Comparator type ADC, counter type ADC, successive approximation ADC and dual slope ADC. DAC and ADC Specifications, Specifications AD 574 (12 bit ADC).

TEXT BOOKS:

1. Linear Integrated Circuits – D. Roy Choudhury, New Age International (p)Ltd, 2ndEdition,2003.
2. Op-Amps & Linear ICs - Ramakanth A. Gayakwad,PHI,1987.
3. Linear Integrated Circuits by Salivahan-3rd-Edition, McGrawHill,2018

REFERENCES:

1. Operational Amplifiers & Linear Integrated Circuits –Sanjay Sharma ;SK Kataria& Sons; 2ndEdition,2010
2. Operational Amplifiers & Linear Integrated Circuits–R.F.Coughlin& FredrickDriscoll, PHI, 6th Edition,2000.
3. Operational Amplifiers & Linear ICs – David A Bell, Oxford Uni. Press, 3rd Edition,2011.
4. LinearIntegratedCircuits,byGaneshBabuT.RandSuseelaB.Scitech, 5th-Editon, 2014.

Course Outcomes:

- Design circuits using operational amplifiers for various applications.
- Analyze and design amplifiers and active filters using Op-amp.
- Diagnose and trouble-shoot linear electronic circuits.
- Understand the gain-bandwidth concept and frequency response of the amplifier configurations.
- Understand thoroughly the operational amplifiers with linear integrated circuits.



JAWAHARLAL NEHRU TECHNOLOGICAL UNIVERSITY: KAKINADA
KAKINADA – 533 003, Andhra Pradesh, India
DEPARTMENT OF ELECTRONICS AND COMMUNICATION ENGINEERING

III Year - I Semester		L	T	P	C
		3	0	0	3
MICROPROCESSOR AND MICROCONTROLLERS					

Course objectives::

The main objectives of this course are

- To acquire knowledge on microprocessors and microcontrollers.
- To select processors based on requirements.
- To acquire the knowledge on interfacing various peripherals, configure and develop programs to interface peripherals/sensors.
- To develop programs efficiently on ARM Cortex processors and debug.

UNIT-I

Introduction: Basic Microprocessor architecture, Harvard and Von Neumann architectures with examples, Microprocessor Unit versus Microcontroller Unit, CISC and RISC architectures.

8086 Architecture: Main features, pin diagram/description, 8086 microprocessor family, internal architecture, bus interfacing unit, execution unit, interrupts and interrupt response, 8086 system timing, minimum mode and maximum mode configuration.

UNIT-II

8086 Programming: Program development steps, instructions, addressing modes, assembler directives, writing simple programs with an assembler, assembly language program development tools.

UNIT-III

8086 Interfacing: Semiconductor memories interfacing (RAM, ROM), Intel 8255 programmable peripheral interface, Interfacing switches and LEDs, Interfacing seven segment displays, software and hardware interrupt applications, Intel 8251 USART architecture and interfacing, Intel 8237a DMA controller, stepper motor, A/D and D/A converters, Need for 8259 programmable interrupt controllers.

UNIT-IV**Intel 8051 MICROCONTROLLER**

Architecture, Hardware concepts, Input/output ports and circuits, external memory, counters/timers, serial data input/output, interrupts.

Assembly language programming: Instructions, addressing modes, simple programs.

Interfacing to 8051: A/D and D/A Converters, Stepper motor interface, keyboard, LCD

Interfacing, Traffic light control.

UNIT-V

ARM Architectures and Processors: ARM Architecture, ARM Processors Families, ARM Cortex-M Series Family, ARM Cortex-M3 Processor Functional Description, functions and interfaces.



JAWAHARLAL NEHRU TECHNOLOGICAL UNIVERSITY: KAKINADA
KAKINADA – 533 003, Andhra Pradesh, India
DEPARTMENT OF ELECTRONICS AND COMMUNICATION ENGINEERING

Programmers Model – Modes of operation and execution, Instruction set summary, System address map, write buffer, bit-banding, processor core register summary, exceptions.

ARM Cortex-M3 programming – Software delay, Programming techniques, Loops, Stack and Stack pointer, subroutines and parameter passing, parallel I/O, Nested Vectored Interrupt Controller – functional description and NVIC programmers' model.

TEXTBOOKS:

1. Microprocessors and Interfacing – Programming and Hardware by Douglas V Hall, SSSP Rao, Tata McGraw Hill Education Private Limited, 3rd Edition, 1994.
2. The 8051 Microcontrollers and Embedded systems Using Assembly and C, Muhammad Ali Mazidi and Janice Gillespie Mazidi and Rollin D. McKinlay; Pearson 2-Edition, 2011.
3. The Definitive Guide to ARM Cortex-M3 and Cortex-M4 Processors by Joseph You.

REFERENCE BOOKS:

1. Embedded Systems Fundamentals with Arm Cortex-M based Microcontrollers: A Practical Approach in English, by Dr. Alexander G. Dean, Published by Arm Education Media, 2017.
2. Cortex -M3 Technical Reference Manual.

Course Outcomes:

At the end of this course the student will be able to:

- Understand the architecture of microprocessor/ microcontroller and their operation.
- Demonstrate programming skills in assembly language for processors and controllers.
- Analyze various interfacing techniques and apply them for the design of processor/controller based systems.



JAWAHARLAL NEHRU TECHNOLOGICAL UNIVERSITY: KAKINADA
KAKINADA – 533 003, Andhra Pradesh, India
DEPARTMENT OF ELECTRONICS AND COMMUNICATION ENGINEERING

III Year - I Semester	L	T	P	C
	3	0	0	3
DIGITAL COMMUNICATIONS				

Course Objectives:

The student will be able to

- Understand pulse digital modulation systems such as PCM, DPCM and DM.
- Understand various digital modulation techniques and able to analyze various systems for their performance in terms of probability of error.
- Study the concepts of information theory and need for source coding.
- Study Block codes, cyclic codes and convolution codes.

UNIT I

PULSE DIGITAL MODULATION: Elements of digital communication systems, advantages of digital communication systems, Elements of PCM: Sampling, Quantization & Coding, Quantization error, Companding in PCM systems. Differential PCM systems (DPCM). Delta modulation, its drawbacks, adaptive delta modulation, comparison of PCM and DM systems, noise in PCM and DM systems.

UNIT II

DIGITAL MODULATION TECHNIQUES: Introduction, ASK, FSK, PSK, DPSK, DEPSK, QPSK, M-ary PSK, ASK, FSK, similarity of BFSK and BPSK.

UNIT III

DATA TRANSMISSION : Base band signal receiver, probability of error, the optimum filter, matched filter, probability of error using matched filter, coherent reception, non-coherent detection of FSK, calculation of error probability of ASK, BPSK, BFSK, QPSK.

UNIT IV

INFORMATION THEORY: Discrete messages, concept of amount of information and its properties. Average information, Entropy and its properties. Information rate, Mutual information and its properties.

SOURCE CODING: Introductions, Advantages, Shannon's theorem, Shannon-Fano coding, Huffman coding, efficiency calculations, channel capacity of discrete and analog Channels, capacity of a Gaussian channel, bandwidth – S/N trade off.

UNIT V

LINEAR BLOCK CODES: Introduction, Matrix description of Linear Block codes, Error detection and error correction capabilities of Linear block codes, Hamming codes, Binary cyclic codes, Algebraic structure, encoding, syndrome calculation, BCH Codes.

CONVOLUTION CODES: Introduction, encoding of convolution codes, time domain approach, transform domain approach. Graphical approach: state, tree and trellis diagram decoding using Viterbi algorithm.



JAWAHARLAL NEHRU TECHNOLOGICAL UNIVERSITY: KAKINADA
KAKINADA – 533 003, Andhra Pradesh, India
DEPARTMENT OF ELECTRONICS AND COMMUNICATION ENGINEERING

TEXT BOOKS:

1. Digital communications - Simon Haykin, John Wiley,2005
2. Digital and Analog Communication Systems - Sam Shanmugam, John Wiley,2005.

REFERENCES:

1. Principles of Communication Systems – H. Taub and D. Schilling, TMH,2003
2. Digital Communications – John Proakis, TMH, 1983. Communication Systems Analog & Digital – Singh & Sapre, TMH,2004.
3. Modern Digital and Analog Communication Systems –B.P.Lathi,Zhi Ding,Hari Mohan Gupta,Oxford University Press,4th Edition,2017

Course Outcomes:

After going through this course the student will be able to

- Analyze the performance of a Digital Communication System for probability of error and are able to design a digital communications system.
- Analyze various source coding techniques.
- Compute and analyze Block codes, cyclic codes and convolution codes.
- Design a coded communications system.



JAWAHARLAL NEHRU TECHNOLOGICAL UNIVERSITY: KAKINADA
KAKINADA – 533 003, Andhra Pradesh, India
DEPARTMENT OF ELECTRONICS AND COMMUNICATION ENGINEERING

III Year - I Semester		L	T	P	C
		3	0	0	3
ELECTRONIC MEASUREMENTS & INSTRUMENTATION					

Course Objectives:

- Learn and understand functioning of various measuring system and metrics for performance analysis.
- Acquire knowledge of principle of operation, working of different electronic instruments viz. signal generators, signal analyzers, recorders and measuring equipment.
- To Compare various measuring bridges and their balancing conditions.
- Learn and understand the use of various measuring techniques for measurement of different physical parameters using different classes of transducers.

UNIT I

Performance characteristics of instruments, Static characteristics; Accuracy, Resolution, Precision, Expected value, Error, Sensitivity. **Dynamic Characteristics;** speed of response, Fidelity, Lag and Dynamic error. Types of errors in measurements and their analysis. Design of multi-range AC , DC meters (voltmeter & ammeter) and ohmmeter (series & shunt type) using D'Arsonval movement. True rms meter.

UNIT II

Specifications and designing aspects of Signal Generators - AF sine and square wave signal generators, Function Generators, Random noise generators, Arbitrary waveform generators. Wave Analyzers, Harmonic Distortion Analyzers, Spectrum Analyzers, Digital Fourier Analyzers.

UNIT III

Oscilloscopes- general purpose CROs; block diagram , functions and implementation of various blocks, specifications, various controls and their functions , types of probes used in CROs. Measurement of frequency and phase difference using Lissajous patterns. Special purpose CROs; sampling oscilloscope, analog storage oscilloscope, digital storage oscilloscope.

UNIT IV

Bridge circuits- Wheat stone bridge, measurement of very low resistance, Measurement of inductance- Maxwell's bridge, Anderson bridge. Measurement of capacitance- Schering Bridge. Wien Bridge, Errors and precautions in using bridges.

Q-meter; principle of operation, measurement methods and sources of errors.

Counters : principle of operation -modes of operation- totalizing mode, frequency mode and time period mode- sources of errors.



JAWAHARLAL NEHRU TECHNOLOGICAL UNIVERSITY: KAKINADA
KAKINADA – 533 003, Andhra Pradesh, India
DEPARTMENT OF ELECTRONICS AND COMMUNICATION ENGINEERING

UNIT V

Transducers- active & passive transducers: Resistance, Capacitance, inductance; Strain gauges, LVDT, Piezo Electric transducers.

Measurement of physical parameters temperature, force, pressure, velocity, acceleration and displacement.

TEXTBOOKS :

1. Electronic instrumentation, second edition - H.S. Kalsi, Tata McGrawHill,2004.
2. Modern Electronic Instrumentation and Measurement Techniques – A.D. Helfrickand W.D. Cooper, PHI, 5th Edition, 2002.

REFERENCES :

1. Electronic Instrumentation & Measurements - David A. Bell, PHI, 3rd Edition,2013.
2. Electrical and Electronic Measurement and Instrumentation A.K. Sawhney. Dhanpat Rai & Co, 12thEdition,2002.

Course Outcomes:

The student will be able to

- Select the instrument to be used based on therequirements.
- Understand and analyze different signal generators andanalyzers.
- Understand the design of oscilloscopes for differentapplications.
- Design different transducers for measurement of differentparameters.



JAWAHARLAL NEHRU TECHNOLOGICAL UNIVERSITY: KAKINADA
KAKINADA – 533 003, Andhra Pradesh, India
DEPARTMENT OF ELECTRONICS AND COMMUNICATION ENGINEERING

III Year - I Semester		L	T	P	C
		3	0	0	3
INFORMATION THEORY & CODING (Professional Elective 1)					

Course objectives:

The main objectives of this course are given below

- Understand the concept of Entropy and sourcecoding
- Understand the concept of channel and its capacity
- Encoding and Decoding of Digital DataStreams
- Be Aware of Compression and DecompressionTechniques
- Learn the Concepts of MultimediaCommunication

UNIT I**INFORMATION THEORY AND SOURCE CODING**

Uncertainty, information, entropy and its properties, entropy of binary memory less source and its extension to discrete memory less source, source coding theorem, data compression, prefix coding, Huffman coding, Lempel-Ziv coding, Source with memory and itsentropy.

UNIT II**DISCRETE CHANNELS**

Binary Symmetric Channel, mutual information & its properties, Channel capacity, channel coding theorem and its application to BSC, Shannon’s theorem on channel capacity, capacity of a channel of infinite bandwidth, bandwidth - S/N trade off, practical communication systems in light of Shannon’s theorem, Fading channel, channels withmemory.

UNIT III**GROUPS, FIELDS AND LINEAR BLOCK CODES**

Galois field and its construction in $GF(2^m)$ and its basic properties, vector spaces and matrices in $GF(2)$, Linear block codes, systematic codes and its encoding circuit, syndrome and error detection, minimum distance, error detecting and correcting capabilities of block code, decoding circuit, probability of undetected error for linear block code in BSC, Hamming code and their applications.

UNIT IV**CYCLIC CODES AND BCH CODES**

Basic properties of Cyclic codes, Generator and parity check matrix of cyclic codes, encoding and decoding circuits, syndrome computation and error detection, cyclic Hamming codes, encoding and decoding of BCH codes, error location andcorrection.

UNIT V**CONVOLUTIONALCODES**

Introduction to convolution code, its construction and Viterbi algorithm for maximum likelihood decoding. Automatic repeat request strategies and their throughput efficiency considerations.



JAWAHARLAL NEHRU TECHNOLOGICAL UNIVERSITY: KAKINADA
KAKINADA – 533 003, Andhra Pradesh, India
DEPARTMENT OF ELECTRONICS AND COMMUNICATION ENGINEERING

Text Books:

1. Sklar, Digital Communication, Pearson Education Asia, 2nd Edition, 2001.
2. Shu Lin and Costello, Error Control Coding: Fundamentals and Applications, 2nd Edition, Pearson, 2004.

Reference Books:

1. Haykin Simon, Digital Communication, Wiley Publications, 2013.
2. Information theory and coding, Muralidhar Kulkarni, KS Ashiva prakash, 2015.
3. JS Chithode, Information theory and coding, Technical publishers, 1st Edition, 2014.

Course Outcomes:

At the end of this course the student will be able to

- Design an Application with Error-Control coding
- Use Compression and Decompression Techniques
- Perform source coding and channel coding



JAWAHARLAL NEHRU TECHNOLOGICAL UNIVERSITY: KAKINADA
KAKINADA – 533 003, Andhra Pradesh, India
DEPARTMENT OF ELECTRONICS AND COMMUNICATION ENGINEERING

III Year - I Semester		L	T	P	C
		3	0	0	3
DIGITAL SYSTEM DESIGN USING HDL (Professional Elective 1)					

Course objectives:

The student will be able to

- Learn and understand the architectures of Field-programmable GateArrays
- Translate a software application into hardware logic for FPGA architectures
- Design synthesizable systems based on industry-standard coding methods
- Build test benches and create data models to verify bit-true accurate designs.

UNIT-I

INTRODUCTION: Hardware Description Languages, FPGA Boards and Software Tools.

Field-Programmable Gate Arrays: Transistor as a Switch, Logic Gates from Switches, FPGA Building Blocks, Layout of the Xilinx Artix-7 XC7A35T FPGA, Input/output Blocks, Configurable Logic Blocks, Interconnect Resources, Block RAM, DSP Slices, Clock Management, The XADC Block, High-Speed Serial I/O Transceivers, Peripheral Component Interconnect Express Interface, FPGA-Based Digital System Design Philosophy, How to Think While Using FPGAs, Advantages and Disadvantages of FPGAs, Usage Areas of FPGAs

Introduction to Verilog: Verilog Fundamentals, Module Representation, Timing and Delays in Modelling, Hierarchical Module Representation, Test bench Formation in Verilog, Structure of a Verilog Test bench File, Displaying Test Results.

UNIT-II

VERILOG DATA TYPES AND OPERATORS: Data Types in Verilog, Net and Variable Data Types, Data Values, Naming a Net or Variable, Defining Constants and Parameters, Defining Vectors, Operators in Verilog, Arithmetic Operators, Concatenation and Replication Operators, Application on Data Types and Operators, FPGA Building Blocks Used in Data Types and Operators, Implementation Details of Vector Operations, Implementation Details of Arithmetic Operations.

UNIT-III

COMBINATIONAL CIRCUITS: Combinational Circuit Analysis, Logic Function Formation between Input and Output, Boolean Algebra, Gate-Level Minimization, Combinational Circuit Implementation, Truth Table-Based Implementation, Combinational Circuit Design.

COMBINATIONAL CIRCUIT BLOCKS: Adders in Verilog, Comparators in Verilog, Decoders in Verilog, Encoders in Verilog, Multiplexers in Verilog, Parity Generators and Checkers in Verilog, Applications on Combinational Circuits, Implementing the Home Alarm System, Implementing the Digital Safe System, Implementing the Car Park Occupied Slot Counting System, FPGA Building Blocks Used in Combinational Circuits.

DATA STORAGE ELEMENTS: Latches in Verilog, Flip-Flops in Verilog, Register, Memory, Read-Only Memory, ROM in Verilog, ROM Formation Using IP Blocks, Random Access



JAWAHARLAL NEHRU TECHNOLOGICAL UNIVERSITY: KAKINADA
KAKINADA – 533 003, Andhra Pradesh, India
DEPARTMENT OF ELECTRONICS AND COMMUNICATION ENGINEERING

Memory, Application on Data Storage Elements, FPGA Building Blocks Used in Data Storage Elements.

UNIT-IV

SEQUENTIAL CIRCUITS: Sequential Circuit Analysis, State Table, State Diagram, State Representation in Verilog, Timing in Sequential Circuits, Synchronous Operation, Asynchronous Operation, Shift Register as a Sequential Circuit, Shift Registers in Verilog, Multiplication and Division Using Shift Registers, Counter as a Sequential Circuit, Synchronous Counter, Asynchronous Counter, Counters in Verilog, Frequency Division Using Counters, Sequential Circuit Design, Applications on Sequential Circuits.

UNIT-V

DIGITAL INTERFACING: Universal Asynchronous Receiver/Transmitter(UART) in Verilog, UART Applications, Serial Peripheral Interface (SPI) in Verilog, , SPI Application, Inter-Integrated Circuit (I²C) in Verilog, , I2C Application, Video Graphics Array (VGA) in Verilog, VGA Application, Universal Serial Bus (USB) Receiving Module in Verilog, USB Keyboard Application, Ethernet, FPGA Building Blocks Used in Digital Interfacing.

ADVANCED APPLICATIONS: Vending Machine, Digital Clock, Moving Wave via LEDs, Translator, Air Freshener Dispenser, Obstacle-Avoiding Tank, Intelligent Washing Machine, Non-Touch Paper Towel Dispenser, Car Parking Sensor System. Digital Table Tennis Game.

TEXT BOOKS:

1. CemUnsalan, BoraTar“DigitalSystemDesignwithFPGAImplementationUsing Verilog and VHDL” McGraw-Hill Education,2017
2. Design through Verilog HDL – T.R. Padmanabhan and B. Bala Tripura Sundari, WSE, IEEE Press,2004.

REFERENCES:

1. Advanced Digital Design with Verilog HDL – Michael D. Ciletti, PHI,2005.
2. Fundamentals of Logic Design with Verilog – Stephen. Brown andZvonkoVranesic, TMH,2005.
3. A Verilog Primer – J. Bhasker, BSP,2003.

Course Outcomes:

At the end of this course the student will be able to

- Understand the architecture of FPGAs, tools used in modelling of digitaldesign
- Analyze and design basic digital circuits with combinatorial and sequential logic circuits using VerilogHDL.
- Model complex digital systems at several levels ofabstractions.
- Design real time applications such as vending machine and washing machinesetc.



JAWAHARLAL NEHRU TECHNOLOGICAL UNIVERSITY: KAKINADA
KAKINADA – 533 003, Andhra Pradesh, India
DEPARTMENT OF ELECTRONICS AND COMMUNICATION ENGINEERING

III Year - I Semester		L	T	P	C
		3	0	0	3
DATASTRUCTURES and ALGORITHMS (Professional Elective 1)					

Course objectives:

- Explain the systematic methods of efficiently organizing and accessing data in data structures and algorithms.
- Identify the properties and structural patterns in data structures.
- Apply abstract data types to the design of data structures.
- Analyze algorithms using a mathematical notation and experimental studies.
- Perform comparative analysis of the typical data structures and algorithms.
- Design and analyze recursive algorithms in data structures

UNIT – I:

Data Structures Basics: Structure and Problem Solving, Data structures, Data structure Operations, Algorithm: complexity, Time- space trade-off.

Linked List: Introduction, Linked lists, Representation of linked lists in Memory, traversing a linked list, Searching a linked list, Memory allocation and Garbage collection, insertion into linked list, Deletion from a linked list, Types of linked list.

UNIT – II:

Stack and Queue: Introduction, Array Representation of Stack, Linked List Representation of stack, Application of stack, Queue, Array Representation of Queue, Linked List Representation of Queue.

Trees: Definitions and Concepts, Operations on Binary Trees, Representation of binary tree, Conversion of General Trees to Binary Trees, Sequential and Other Representations of Trees, Tree Traversal.

UNIT – III:

Graphs: Matrix Representation of Graphs, List Structures, Other Representations of Graphs, Breadth First Search, Depth First Search, Spanning Trees. Directed Graphs Types of Directed Graphs; Binary Relation as a Digraph; Euler's Digraphs; Matrix Representation of Digraphs.

Applications of Graphs: Topological Sorting, Shortest-Path Algorithms – Weighted Shortest Paths – Dijkstra's Algorithm, Minimum spanning tree- Prim's Algorithm, Introduction to NP-Completeness.

UNIT – IV:

Searching and Sorting Techniques: Sorting Techniques – Bubblesort, Merge sort, Selection sort, Heap sort, Insertion Sort, Searching Techniques – Sequential Searching, Binary Searching, Search Trees.

Elementary Algorithms: Notation for Expressing Algorithms; Role and Notation for Comments; Example of an Algorithm; Problems and Instances; Characteristics of an Algorithm;



JAWAHARLAL NEHRU TECHNOLOGICAL UNIVERSITY: KAKINADA
KAKINADA – 533 003, Andhra Pradesh, India
DEPARTMENT OF ELECTRONICS AND COMMUNICATION ENGINEERING

III Year - I Semester		L	T	P	C
		3	0	0	3
SOFT COMPUTING TECHNIQUES AND PYTHON PROGRAMMING (Professional Elective 1)					

Course Objectives:

The objectives of this course include

- Teach an example of scripting and interpretative language and compare it with classical compiled programming languages
- Introduce the student to Python programming fundamentals
- Expose students to application development and prototyping using Python
- Learn to apply fundamental problem solving technique
- Introduce the student to soft computing and genetic algorithms with relevant applications

UNIT-I:

Introduction: History of Python, Need of Python Programming, how a program works, Variables, Operators in python, type conversions, expressions, if, if-elif-else, for, while, break, continue, pass.

UNIT – II:

Types, Data structures and functions: Types - Integers, Strings, Booleans; Lists - Operations, Slicing, Methods; Tuples, Sets, Dictionaries, Sequences. Comprehensions. Defining Functions, Calling Functions, Passing Arguments, types of arguments, Anonymous Functions, Scope of the Variables in a Function - Global and Local Variables, introduction to modules, creating modules, name spacing.

UNIT –III: Design with classes and GUI - Classes, 'self-variable', Methods, Constructor Method, Inheritance, Overriding Methods, Data hiding, polymorphism, working with instances. GUI Programming, using the tkinter module, display text with label widgets, widgets with frames, button widgets and info dialog boxes, getting input with entry widget, check buttons, radio buttons, Turtle Graphics.

UNIT – IV: Introduction to soft computing and fuzzy systems: Evolutionary computing, soft computing vs hard computing, soft computing methods, recent trends in soft computing, characteristics of soft computing, applications of soft computing, fuzzy sets, fuzzy relations, fuzzy logic, fuzzy rule-based systems

UNIT – V: Genetic Algorithms: Basic concepts, basic operators for genetic algorithms, crossover and mutation properties, genetic algorithm cycle, fitness function. Rough sets, rule induction and discernibility matrix, integration of soft computing techniques.



JAWAHARLAL NEHRU TECHNOLOGICAL UNIVERSITY: KAKINADA
KAKINADA – 533 003, Andhra Pradesh, India
DEPARTMENT OF ELECTRONICS AND COMMUNICATION ENGINEERING

TEXT BOOKS :

1. Kenneth A. Lambert, The Fundamentals of Python: First Programs, 2011, Cengage learning.
2. Think Python First Edition, by Allen B. Downey, O’rielly publishing,2001.
3. Python Programming, vamsi kurama, Pearson,2017.
4. Soft Computing – Advances and applications – Jan 2015 by B.K. Tripathy and J.Anuradha CengageLearning

REFERENCE BOOKS:

1. Introduction to Computation and programming using python. John v. guttag, the MIT press, 2nd Edition,2016.
2. James Payne, beginning python using python 2.6 and python 3, Wrox publishing,2010.

Course Outcomes:

- Understand and comprehend the basics of pythonprogramming.
- Demonstrate the principles of structured programming and be able to describe,design, implement, and test structured programs using currently acceptedmethodology.
- Explain the use of the built-in data structures list, sets, tuples anddictionary.
- Make use of functions and itsapplications.
- Identify real-world applications using oops, files and exceptionhandling provided by python.
- Formulate and implement a program to solve a real-world problem using GUI and Turtle graphics.
- Understand soft computing applications



JAWAHARLAL NEHRU TECHNOLOGICAL UNIVERSITY: KAKINADA
KAKINADA – 533 003, Andhra Pradesh, India
DEPARTMENT OF ELECTRONICS AND COMMUNICATION ENGINEERING

III Year - I Semester		L	T	P	C
		3	0	0	3
SIMULATION & MATHEMATICAL MODELING (Professional Elective 1)					

OBJECTIVE:

To introduce various system modelling and simulation techniques and highlight their applications in different areas. It includes modelling, design, simulation, planning, verification and validation.

UNIT – I:**Introduction to Simulation**

When simulation is the appropriate tool and when it is not appropriate; Advantages and disadvantages of Simulation; Areas of application; Systems and system environment; Components of a system; Discrete and continuous systems; Model of a system; Types of Models; Discrete-Event System Simulation; Steps in a Simulation Study. The basics of Spreadsheet simulation, Simulation example: Simulation of queuing systems in a spreadsheet. General Principles, Simulation software: Concepts in Discrete-Event Simulation: The Event-Scheduling / Time-Advance Algorithm, World Views, Manual simulation Using Event Scheduling; List processing.

UNIT –II:**Mathematical Models**

Statistical Models in simulation – Concepts, Discrete Distribution, Continuous Distribution, Poisson Process, Empirical Distributions, Queuing Models – Characteristics, Notation, Queuing Systems, Markovian Models, Generation of Pseudo Random numbers, Properties of random numbers, Techniques for generating random numbers, Testing random number generators, Generating Random-Variates, Inverse Transform technique, Acceptance- Rejection technique, Composition & Convolution Method

UNIT – III:**Analysis of Simulation Data**

Input modelling: Data Collection; Identifying the distribution with data, Parameter estimation, Goodness of Fit Tests, fitting a non-stationary Poisson process, Selecting input models without data, Multivariate and Time-Series input models.

Estimation of Absolute Performance: Types of simulations with respect to output analysis; Stochastic nature of output data; Absolute measures of performance and their estimation; Output analysis for terminating simulations; Output analysis for steady-state simulations.

UNIT – IV:**Verification, Calibration, and Validation**

Optimization: Model building, verification and validation; Verification of simulation models; Calibration and validation of models, Optimization via Simulation

Simulation of computer systems and case studies



JAWAHARLAL NEHRU TECHNOLOGICAL UNIVERSITY: KAKINADA
KAKINADA – 533 003, Andhra Pradesh, India
DEPARTMENT OF ELECTRONICS AND COMMUNICATION ENGINEERING

Simulation tools, Model input, high level computer system simulation, comparison of systems via simulation, simulation programming techniques, development of simulation models.

UNIT – V:

Case Studies

City traffic simulation, Indoor air quality simulation of a building, machine health simulation (DC motor health)

TEXTBOOKS:

1. Discrete Event System Simulation, Jerry Banks and John S. Carson II, 5th Edition, Pearson, 2010.
2. Simulation Modelling and Analysis, Averill M. Law, 4th Edition, McGraw Hill, 2007.
3. Introduction to probability models, Sheldon M. Ross, 7th Edition, Academic Press, 2000.

REFERENCE BOOKS:

1. Simulation, Sheldon M. Ross, 5th Edition, Elsevier, 2012.
2. System Modelling and Simulation – An Introduction, Frank L. Severance, Wiley, 2001.
3. System Simulation, Geoffrey and Gordon, 2nd Edition, PHI, 2002.
4. Handbook of simulation: Principles, Methodology, Advances, Applications and Practice, Jerry Banks, 1st Edition, Wiley, 1998.

Course Outcomes:

At the end of the course, students will be able to

- Solve real world problems which cannot be solved strictly by mathematical approaches.
- Understand the principles within mathematic modelling of material science.
- Demonstrate the ability describe the mathematical components in mechanical and thermal analyses.
- be able to describe the conditions in numerical code for solving stress loading problems.



JAWAHARLAL NEHRU TECHNOLOGICAL UNIVERSITY: KAKINADA
KAKINADA – 533 003, Andhra Pradesh, India
DEPARTMENT OF ELECTRONICS AND COMMUNICATION ENGINEERING

III Year - I Semester		L	T	P	C
		0	0	3	1.5
LINEAR INTEGRATED CIRCUITS and APPLICATIONS LAB					

List of Experiments: (Minimum Twelve Experiments to be conducted)

1. Study of OP AMPs – IC 741, IC 555, IC 565, IC 566, IC 1496 – functioning, parameters and Specifications.
2. OP AMP Applications – Adder, Subtractor, Comparator Circuits.
3. A. Integrator and Differentiator Circuits.
4. B. Waveform Generator using single OP-AMP with variable duty cycle
5. Active Filter Applications – LPF, HPF (first order)
6. Active Filter Applications – BPF, Band Reject (Wideband) and Notch Filters.
7. Oscillator Circuits – Phase Shift and Wien Bridge Oscillators using single OP-AMP
8. Function Generator using OPAMPs.
9. IC 555 Timer – Monostable Operation Circuit, Astable Operation Circuit
10. Design Schmitt Trigger Circuits – using Single OP-AMP with Reference voltage.
11. PLL Operation and Estimation of Capture and Lock range.
12. IC 566 – VCO Applications.
13. Design of Dual Power Supply using 78XX and 79XX (use full wave Bridge Rectifier with shunt capacitance filters).

Equipment required for Laboratories:

1. Dual TRPS
2. CRO
3. Function Generators 1MHz
4. Multi Meters (Digital, FET input Voltmeters)
5. Analog IC Trainer Kits
7. Bread Boards
8. Components: - IC741, IC555, IC565, IC1496, IC723, 7805, 7809, 7912, 8038 and other

Essential components:

1. Analog IC Tester.



JAWAHARLAL NEHRU TECHNOLOGICAL UNIVERSITY: KAKINADA
KAKINADA – 533 003, Andhra Pradesh, India
DEPARTMENT OF ELECTRONICS AND COMMUNICATION ENGINEERING

Add on Experiments:

1. Design a 4-bit R-2R Ladder network with OP-AMP Buffer and Measure the output waveform for various input combinations.
2. Construct Waveform Generator using 8038 for a fixed frequency and trace the output waveform.
3. Design and Construct $\pm 12V$ DC Power Supply using Three terminal Voltage Regulators 7812 and 7912.



JAWAHARLAL NEHRU TECHNOLOGICAL UNIVERSITY: KAKINADA
KAKINADA – 533 003, Andhra Pradesh, India
DEPARTMENT OF ELECTRONICS AND COMMUNICATION ENGINEERING

III Year - I Semester		L	T	P	C
		0	0	3	1.5
DIGITAL COMMUNICATIONS LAB					

List of Experiments: Minimum Twelve Experiments to be conducted:

1. Time divisionmultiplexing.
2. Pulse codemodulation.
3. Differential pulse codemodulation.
4. Deltamodulation.
5. Frequency shiftkeying.
6. Phase shiftkeying.
7. Differential phase shiftkeying.
8. Companding
9. Source Encoder andDecoder
10. Linear Block Code-Encoder andDecoder
11. Binary Cyclic Code - Encoder andDecoder
12. Convolution Code - Encoder andDecoder
13. BCH Codes

Equipment required for Laboratories:

1. RPS - 0 – 30 V
2. CRO - 0 – 20 MHz.
3. Function Generators - 0 – 1 MHz
4. RF Generators - 0 – 1000 M Hz./0 – 100 MHz.
5. Rated Voltmeters andAmmeters
6. Lab Experimental kits for DigitalCommunication
7. Components
8. Breadboards and Multimeters
9. Spectrum Analyzer



JAWAHARLAL NEHRU TECHNOLOGICAL UNIVERSITY: KAKINADA
KAKINADA – 533 003, Andhra Pradesh, India
DEPARTMENT OF ELECTRONICS AND COMMUNICATION ENGINEERING

III Year - I Semester		L	T	P	C
		0	0	3	1.5
MICROPROCESSOR and MICROCONTROLLERS LAB					

List of Experiments:

PART- A: (Minimum of 5 Experiments has to be performed)

8086 Assembly Language Programming and Interfacing

1. Programs for 16 -bit arithmetic operations (using Various Addressing Modes).
 - a. Addition of n-BCD numbers.
 - b. Multiplication and Division operations.
2. Program for sorting an array.
3. Program for Factorial of given numbers.
4. Interfacing ADC to 8086
5. Interfacing DAC to 8086.
6. Interfacing stepper motor to 8086.

PART-B: (Minimum of 5 Experiments has to be performed)

8051 Assembly Language Programming and Interfacing

1. Finding number of 1's and number of 0's in a given 8-bit number
2. Average of n numbers.
3. Program and verify Timer/ Counter in 8051.
4. Interfacing Traffic Light Controller to 8051.
5. UART operation in 8051
6. Interfacing LCD to 8051.

PART-C (Minimum of 2 Experiments has to be performed)

Conduct the following experiments using ARM CORTEX M3 PROCESSOR USING KEIL MDK ARM

1. Write an assembly program to multiply of 2 16-bit binary numbers.
2. Write an assembly program to find the sum of first 10 integers numbers.
3. Write a program to toggle LED every second using timer interrupt.

Equipment Required:

1. Regulated Power supplies
2. Analog/Digital Storage Oscilloscopes
3. 8086 Microprocessor kits
4. 8051 microcontroller kits
5. ADC module
6. DAC module
7. Stepper motor module



JAWAHARLAL NEHRU TECHNOLOGICAL UNIVERSITY: KAKINADA
KAKINADA – 533 003, Andhra Pradesh, India
DEPARTMENT OF ELECTRONICS AND COMMUNICATION ENGINEERING

8. Keyboardmodule
9. LED, 7-SegmentUnits
10. DigitalMultimeters
11. ROM/RAM Interfacemodule
12. Bread Boardetc.
13. ARM CORTEX M3
14. KEIL MDKARM



JAWAHARLAL NEHRU TECHNOLOGICAL UNIVERSITY: KAKINADA
KAKINADA – 533 003, Andhra Pradesh, India
DEPARTMENT OF ELECTRONICS AND COMMUNICATION ENGINEERING

III Year - I Semester	L	T	P	C
	0	0	3	1.5
MINI PROJECT WITH HARDWARE DEVELOPMENT				

Mini Project is introduced during V semester. The student may execute the mini project during summer vacation for a period of 6 weeks i.e. between IV and V Semesters. The student shall submit a diary and a technical report for evaluation. This shall be evaluated in the V semester for 50 marks by a committee consisting of external examiner, Head of the Department along with supervisor and two senior faculty members of the Department. Mini Project work may involve carrying out a detailed feasibility study, literature survey along with the implementation results and preparing a work plan for major project. A student shall acquire 1.5 credits assigned, when he/she secures 40% or more marks for the total of 50 marks. In case, if a student fails, he/she shall reappear as and when the VII semester supplementary examinations are conducted.



JAWAHARLAL NEHRU TECHNOLOGICAL UNIVERSITY: KAKINADA
KAKINADA – 533 003, Andhra Pradesh, India
DEPARTMENT OF ELECTRONICS AND COMMUNICATION ENGINEERING

III Year - I Semester	L	T	P	C
	3	0	0	0
ESSENCE OF INDIAN TRADITIONAL KNOWLEDGE				

Course Objectives:

To facilitate the students with the concepts of Indian traditional knowledge and to make them understand the Importance of roots of knowledge system

- The course aim of the importing basic principle of third process reasoning and inference sustainability is at the course of Indian traditional knowledgesystem
- To understand the legal framework and traditional knowledge and biological diversity act 2002 and geographical indication act2003
- The courses focus on traditional knowledge and intellectual property mechanism of traditional knowledge andprotection
- To know the student traditional knowledge in differentsector

Course Outcomes:

After completion of the course, students will be able to:

- Understand the concept of Traditional knowledge and itsimportance
- Know the need and importance of protecting traditionalknowledge
- Know the various enactments related to the protection of traditionalknowledge
- Understand the concepts of Intellectual property to protect the traditionalknowledge

UNIT I

Introduction to traditional knowledge: Define traditional knowledge, nature and characteristics, scope and importance, kinds of traditional knowledge, the physical and social contexts in which traditional knowledge develop, the historical impact of social change on traditional knowledge systems. Indigenous Knowledge (IK), characteristics, traditional knowledge vis-à-vis indigenous knowledge, traditional knowledge Vs western knowledge traditional knowledge vis-à-vis formal knowledge

Learning Outcomes:

At the end of the unit, the student will able to:

- Understand the traditionalknowledge.
- Contrast and compare characteristics importance kinds of traditionalknowledge.
- Analyze physical and social contexts of traditionalknowledge.
- Evaluate social change on traditionalknowledge.

UNIT II

Protection of traditional knowledge: the need for protecting traditional knowledge Significance of TK Protection, value of TK in global economy, Role of Government to harness TK.

Learning Outcomes:

At the end of the unit, the student will able to:

- Know the need of protecting traditionalknowledge.
- Apply significance of tkprotection.



JAWAHARLAL NEHRU TECHNOLOGICAL UNIVERSITY: KAKINADA
KAKINADA – 533 003, Andhra Pradesh, India
DEPARTMENT OF ELECTRONICS AND COMMUNICATION ENGINEERING

- Analyze the value of tk in globaleconomy.
- Evaluate role ofgovernment

UNIT III

Legal framework and TK: A: The Scheduled Tribes and Other Traditional Forest Dwellers (Recognition of Forest Rights) Act, 2006, Plant Varieties Protection and Farmers Rights Act, 2001 (PPVFR Act);B:The Biological Diversity Act 2002 and Rules 2004, the protection of traditional knowledge bill, 2016. Geographical indications act 2003.

Learning Outcomes:

At the end of the unit the student will able to:

- Understand legal framework ofTK.
- Contrast and compare the ST and other traditional forestdwellers
- Analyze plant variantprotections
- Evaluate farmers rightact

UNIT IV

Traditional knowledge and intellectual property: Systems of traditional knowledge protection, Legal concepts for the protection of traditional knowledge, Certain non IPR mechanisms of traditional knowledge protection, Patents and traditional knowledge, Strategies to increase protection of traditional knowledge, global legal FORA for increasing protection of Indian Traditional Knowledge.

Learning Outcomes:

At the end of the unit, the student will ableto:

- Understand TK andIPR
- Apply systems of TKprotection.
- Analyze legal concepts for the protection ofTK.
- Evaluate strategies to increase the protection ofTK.

UNIT V

Traditional knowledge in different sectors: Traditional knowledge and engineering, Traditional medicine system, TK and biotechnology, TK in agriculture, Traditional societies depend on it for their food and healthcare needs, Importance of conservation and sustainable development of environment, Management of biodiversity, Food security of the country and protection of TK.

Learning Outcomes:

At the end of the unit, the student will able to:

- Know TK in differentsectors.
- Apply TK inengineering.
- Analyze TK in varioussectors.
- Evaluate food security and protection of TK in thecountry.



JAWAHARLAL NEHRU TECHNOLOGICAL UNIVERSITY: KAKINADA
KAKINADA – 533 003, Andhra Pradesh, India
DEPARTMENT OF ELECTRONICS AND COMMUNICATION ENGINEERING

Reference Books:

- 1) Traditional Knowledge System in India, by Amit Jha, 2009.
- 2) Traditional Knowledge System and Technology in India by Basanta Kumar Mohanta and Vipin Kumar Singh, PratibhaPrakashan 2012.
- 3) Traditional Knowledge System in India by Amit Jha Atlantic publishers, 2002
- 4) "Knowledge Traditions and Practices of India" Kapil Kapoor, Michel Danino

e-Resources:

- 1) <https://www.youtube.com/watch?v=LZP1StpYEPM>
- 2) <http://nptel.ac.in/courses/121106003/>



JAWAHARLAL NEHRU TECHNOLOGICAL UNIVERSITY: KAKINADA
KAKINADA – 533 003, Andhra Pradesh, India
DEPARTMENT OF ELECTRONICS AND COMMUNICATION ENGINEERING

III Year - II Semester	L	T	P	C
	3	0	0	3

WIRED and WIRELESS TRANSMISSION DEVICES

Course objectives:

The student will be able to

- understand the applications of the electromagnetic waves in freespace.
- introduce the working principles of various types of antennas
- discuss the major applications of antennas with an emphasis on how antennas are employed to meet electronic system requirements.
- understand the concepts of radio wave propagation in the atmosphere.

UNIT I

MICROWAVE TRANSMISSION LINES: Introduction, Microwave Spectrum and Bands, Applications of Microwaves. Rectangular Waveguides – TE/TM mode analysis, Expressions for Fields, Characteristic Equation and Cut-off Frequencies, Filter Characteristics, Dominant and Degenerate Modes, Sketches of TE and TM mode fields in the cross-section, Mode Characteristics – Phase and Group Velocities, Wavelengths and Impedance Relations; Power Transmission and Power Losses in Rectangular Guide, Impossibility of TEM mode. Related Problems, Excitation techniques-waveguides

MICROSTRIP LINES– Introduction, Z_0 Relations, Effective Dielectric Constant, Losses, Q factor

UNIT II

ANTENNA FUNDAMENTALS: Introduction, Radiation Mechanism – single wire, 2 wire, dipoles, Current Distribution on a thin wire antenna. Antenna Parameters - Radiation Patterns, Patterns in Principal Planes, Main Lobe and Side Lobes, Beam widths, Polarization, Radiation Intensity, Directivity, Gain Antenna Apertures, Aperture Efficiency, Effective Height, illustrated Problems.

UNIT III

THIN LINEAR WIRE ANTENNAS: Retarded Potentials, Radiation from Small Electric Dipole, Quarter wave Monopole and Half wave Dipole – Current Distributions, Evaluation of Field Components, Power Radiated, Radiation Resistance, Beam widths, Directivity, Effective Area and Effective Height, Antenna Theorems – Applicability and Proofs for equivalence of directional characteristics, Loop Antennas: Small Loops - Field Components, Concept of short magnetic dipole, D and R_r relations for small loops.

ANTENNA ARRAYS: Principle of Pattern Multiplication, N element Uniform Linear Arrays – Broadside, End-fire Arrays, Binomial Arrays, Arrays with Parasitic Elements. Yagi-Uda Arrays, Folded Dipoles and their characteristics.



JAWAHARLAL NEHRU TECHNOLOGICAL UNIVERSITY: KAKINADA
KAKINADA – 533 003, Andhra Pradesh, India
DEPARTMENT OF ELECTRONICS AND COMMUNICATION ENGINEERING

UNIT IV

NON-RESONANT RADIATORS: Introduction, Traveling wave radiators, Long wire antennas, Rectangular Patch Antennas –Geometry and Parameters, Impact of different parameters on characteristics. Helical Antennas, Geometry, basic properties

VHF, UHF AND MICROWAVE ANTENNAS: Reflector Antennas: Corner Reflectors. Parabolic Reflectors – Geometry, characteristics, types of feeds, F/D Ratio, Spill Over, Back Lobes, Aperture Blocking, Cassegrain Feeds.

Horn Antennas – Types, Optimum Horns, Lens Antennas – Geometry, Features, Dielectric Lenses and Zoning, Applications.

UNIT V

WAVE PROPAGATION: Concepts of Propagation – frequency ranges and types of propagations. Ground Wave Propagation–Characteristics, Fundamental Equation for Free-Space Propagation, Basic Transmission Loss Calculations, Space Wave Propagation–Mechanism, LOS and Radio Horizon, Tropospheric Wave Propagation – Radius of Curvature of path, Effective Earth's Radius, Effect of Earth's Curvature, Field Strength Calculations.

ANTENNA MEASUREMENTS – Patterns, Set Up, Distance Criterion, Directivity, VSWR, Impedance and Gain Measurements (Comparison, Absolute and 3-Antenna Methods)

TEXT BOOKS

1. Electromagnetic Waves and Radiating Systems – E.C. Jordan and K.G. Balmain, PHI, 2nd Edition,2000.
2. Antennas and wave propagation- Sisir K Das, Annapurna Das, TMH,2013.

REFERENCES

1. Antennas – John D. Kraus, McGraw-Hill, 2nd Edition,1988.
2. Transmission and Propagation – E.V.D. Glazier and H.R.L. Lamont, The Services Text Book of Radio, vol. 5, Standard Publishers Distributors,Delhi,2009.
3. Antennas and wave propagation by Prof G S N Raju, Pearsion Publications, First impression,2016

Course Outcomes:

After going through this course the student will be able to

- Identify basic antennaparameters.
- Design and analyze wire antennas, loop antennas, reflector antennas, lens antennas, horn antennas and micro stripantennas
- Quantify the fields radiated by various types ofantennas
- Design and analyze antennaarrays
- Analyze antenna measurements to assess antenna'sperformance
- Identify the characteristics of radio wavepropagation



JAWAHARLAL NEHRU TECHNOLOGICAL UNIVERSITY: KAKINADA
KAKINADA – 533 003, Andhra Pradesh, India
DEPARTMENT OF ELECTRONICS AND COMMUNICATION ENGINEERING

III Year - II Semester		L	T	P	C
		3	0	0	3
VLSI DESIGN					

OBJECTIVES:

The main objectives of this course are:

- To learn the MOS Process Technology
- To understand the operation of MOS devices
- Understand and learn the characteristics of CMOS circuit construction.
- Describe the general steps required for processing of CMOS integrated circuits.
- To impart in-depth knowledge about analog and digital CMOS circuits.

UNIT-I:

INTRODUCTION AND BASIC ELECTRICAL PROPERTIES OF MOS CIRCUITS: VLSI Design Flow, Introduction to IC technology, Fabrication process: nMOS, pMOS and CMOS. I_{ds} versus V_{ds} Relationships, Aspects of MOS transistor Threshold Voltage, MOS transistor Trans, Output Conductance and Figure of Merit. nMOS Inverter, Pull-up to Pull-down Ratio for nMOS inverter driven by another nMOS inverter, and through one or more pass transistors. Alternative forms of pull-up, The CMOS Inverter, Latch-up in CMOS circuits, Bi-CMOS Inverter, Comparison between CMOS and BiCMOS technology, MOS Layers, Stick Diagrams, Design Rules and Layout, Layout Diagrams for MOS circuits

UNIT-II:

BASIC CIRCUIT CONCEPTS: Sheet Resistance, Sheet Resistance concept applied to MOS transistors and Inverters, Area Capacitance of Layers, Standard unit of capacitance, some area Capacitance Calculations, The Delay Unit, Inverter Delays, driving large capacitive loads, Propagation Delays, Wiring Capacitances, Choice of layers.

SCALING OF MOS CIRCUITS: Scaling models and scaling factors, Scaling factors for device parameters, Limitations of scaling, Limits due to sub threshold currents, Limits on logic levels and supply voltage due to noise and current density. Switch logic, Gate logic.

UNIT-III:

BASIC BUILDING BLOCKS OF ANALOG IC DESIGN: Regions of operation of MOSFET, Modelling of transistor, body bias effect, biasing styles, single stage amplifier with resistive load, single stage amplifier with diode connected load, Common Source amplifier, Common Drain amplifier, Common Gate amplifier, current sources and sinks.

UNIT-IV:

CMOS COMBINATIONAL AND SEQUENTIAL LOGIC CIRCUIT DESIGN:

Static CMOS Design: Complementary CMOS, Rationed Logic, Pass-Transistor Logic.

Dynamic CMOS Design: Dynamic Logic-Basic Principles, Speed and Power Dissipation of Dynamic Logic, Issues in Dynamic Design, Cascading Dynamic Gates, Choosing a Logic Style,



JAWAHARLAL NEHRU TECHNOLOGICAL UNIVERSITY: KAKINADA
KAKINADA – 533 003, Andhra Pradesh, India
DEPARTMENT OF ELECTRONICS AND COMMUNICATION ENGINEERING

Gate Design in the Ultra Deep-Submicron Era, Latch Versus Register, Latch based design, timing decimation, positive feedback, instability, Metastability, multiplexer based latches, Master-Slave Based Edge Triggered Register, clock to q delay, setup time, hold time, reduced clock load master slave registers, Clocked CMOS register. Cross coupled NAND and NOR, SR Master Slave register, Storage mechanism, pipelining

UNIT-V:

FPGA DESIGN: FPGA design flow, Basic FPGA architecture, FPGA Technologies, Introduction to FPGA Families.

INTRODUCTION TO ADVANCED TECHNOLOGIES: Giga-scale dilemma, Short channel effects, High-k, Metal Gate Technology, FinFET, TFET.

TEXTBOOKS:

1. Essentials of VLSI Circuits and Systems - Kamran Eshraghian, Douglas and A. Pucknell And Sholeh Eshraghian, Prentice-Hall of India Private Limited, 2005 Edition.
2. Design of Analog CMOS Integrated Circuits by Behzad Razavi, McGraw Hill, 2003
3. Digital Integrated Circuits, Jan M. Rabaey, Anantha Chandrakasan and Borivoje Nikolic, 2nd edition, 2016.

REFERENCES:

1. “Introduction to VLSI Circuits and Systems”, John P. Uyemura, John Wiley & Sons, reprint 2009.
2. Integrated Nanoelectronics: Nanoscale CMOS, Post-CMOS and Allied Nanotechnologies Vinod Kumar Khanna, Springer India, 1st edition, 2016.
3. FinFETs and other multi-gate transistors, Colinge JP, Editor New York, Springer, 2008.

OUTCOMES:

At the end of this course the student will be able to:

- Demonstrate a clear understanding of CMOS fabrication flow and technology scaling.
- Apply the design Rules and draw layout of a given logic circuit.
- Design MOSFET based logic circuit.
- Design basic building blocks in Analog IC design.
- Analyze the behaviour of amplifier circuits with various loads.
- Design various CMOS logic circuits for design of Combinational logic circuits.
- Design amplifier circuits using MOS transistors.
- Design MOSFET based logic circuits using various logic styles like static and dynamic CMOS.
- Analyze the behaviour of static and dynamic logic circuits.



JAWAHARLAL NEHRU TECHNOLOGICAL UNIVERSITY: KAKINADA
KAKINADA – 533 003, Andhra Pradesh, India
DEPARTMENT OF ELECTRONICS AND COMMUNICATION ENGINEERING

III Year - II Semester		L	T	P	C
		3	0	0	3
DIGITAL SIGNAL PROCESSING					

Course Objectives:

The student will be able to

- Analyze the discrete-time signals and systems in time and frequency domains.
- Know the importance of FFT algorithm for computation of Discrete Fourier Transform
- Understand the various implementations of digital filter structures
- Learn the FIR and IIR Filter design procedures
- Learn the concepts of DSP Processors

UNIT I INTRODUCTION: Introduction to Digital Signal Processing: Discrete-time signals & sequences, Classification of discrete-time systems, stability and causality of LTI systems, Response of LTI systems to arbitrary inputs. Solution of linear constant coefficient difference equations. Discrete-time Fourier Transform (DTFT), Frequency domain representation of discrete-time signals and systems. Review of Z-transforms, solution of difference equations using Z-transforms, System function.

UNIT II DISCRETE FOURIER SERIES & FOURIER TRANSFORMS: Properties of discrete Fourier series, DFS representation of periodic sequences, Discrete Fourier transforms: Properties of DFT, linear filtering methods based on DFT, Fast Fourier transforms (FFT)-Radix-2 decimation-in-time and decimation-in-frequency FFT Algorithms, Inverse FFT, Circular convolution and linear convolution using DFT.

UNIT III DESIGN OF IIR DIGITAL FILTERS & REALIZATIONS: Analog filter approximations – Butterworth and Chebyshev, Design of IIR Digital filters from analog filters, Design Examples, Analog and Digital frequency transformations. Basic structures of IIR systems, Transposed forms.

UNIT IV DESIGN OF FIR DIGITAL FILTERS & REALIZATIONS: Characteristics of FIR Digital Filters, Frequency response. Design of FIR Digital Filters using Window technique and Frequency Sampling technique, Comparison of IIR & FIR filters. Basic structures of FIR systems.

UNIT V INTRODUCTION TO DSP PROCESSORS: Introduction to programmable DSPs: Multiplier and Multiplier Accumulator, Modified bus structures and memory access schemes in P-DSPs, Multiple Access Memory, Multiported memory, VLIW architecture, Pipelining, Special addressing modes, On-Chip Peripherals.

Architecture of ARM processors: Technical details of ARM Processors, Introduction to



JAWAHARLAL NEHRU TECHNOLOGICAL UNIVERSITY: KAKINADA
KAKINADA – 533 003, Andhra Pradesh, India
DEPARTMENT OF ELECTRONICS AND COMMUNICATION ENGINEERING

Cortex-M3 and cortex M4 processors - Processor type, processor architecture, instruction set, block diagram, memory systems.

TEXT BOOKS:

1. Digital Signal Processing, Principles, Algorithms and Applications: John G. Proakis, Dimitris G. Manolakis, Pearson Education/PHI,2007.
2. Discrete Time Signal Processing, A. V. Oppenheim and R. W. Schaffer,PHI,2010.
3. Digital Signal Processors, Architecture, Programming and Applications, B.Venkataramani, M. Bhaskar, TMH,2002.
4. Digital Signal Processing Using the ARM Cortex M4, Donald S.Reay,2015.

REFERENCE BOOKS:

- 1 Digital Signal Processing: MH Hayes, Schaum's Outlines, TMH,2007.
- 2 Fundamentals of Digital Signal Processing using MATLAB – Robert J. Schilling,Sandra L. Harris, Thomson, 2007.
- 3 Digital Signal Processing, Alan V. Oppenheim, Ronald W. Schafer, PHI Ed.,2006
- 4 Digital Signal Processing, Tarun Kumar Rawat by OXFORD Publishers

Course Outcomes:

After going through this course the student will be able to

- Formulate engineering problems in terms of DSP operations
- Analyze digital signals and systems
- Analyze discrete time signals in frequency domain
- Design digital filters and implement with different structures
- Understand the key architectural



JAWAHARLAL NEHRU TECHNOLOGICAL UNIVERSITY: KAKINADA
KAKINADA – 533 003, Andhra Pradesh, India
DEPARTMENT OF ELECTRONICS AND COMMUNICATION ENGINEERING

III Year - II Semester		L	T	P	C
		3	0	0	3
CELLULAR & MOBILE COMMUNICATION (Professional Elective 2)					

Course Objectives:

The student will be introduced to:

- Understand the basic cellular concepts like frequency reuse, cell splitting, cell sectoring etc and various cellular systems.
- Understand the different types of interferences influencing cellular and mobile communication.
- Understand the frequency management, channel assignment and various propagation effects in cellular environment.
- Understand the different types of antennas used at cell site and mobile.
- Understand the concepts of handoff and types of handoffs.
- Understand the architectures of GSM and 3G cellular systems.

UNIT I

CELLULAR MOBILE RADIO SYSTEMS: Introduction to Cellular Mobile System, uniqueness of mobile radio environment, operation of cellular systems, consideration of the components of Cellular system, Hexagonal shaped cells, Analog and Digital Cellular systems.

CELLULAR CONCEPTS: Evolution of Cellular systems, Concept of frequency reuse, frequency reuse ratio, Number of channels in a cellular system, Cellular traffic: trunking and blocking, Grade of Service; Cellular structures: macro, micro, pico and femto cells; Cell splitting, Cell sectoring.

UNIT II

INTERFERENCE: Types of interferences, Introduction to Co-Channel Interference, real time Co-Channel interference, Co-Channel measurement, Co-channel Interference Reduction Factor, desired C/I from a normal case in a omni-directional Antenna system, design of Antenna system, antenna parameters and their effects, diversity receiver, non-cochannel interference-different types.

UNIT III

FREQUENCY MANAGEMENT AND CHANNEL ASSIGNMENT: Numbering and grouping, setup access and paging channels, channel assignments to cell sites and mobile units: fixed channel and non-fixed channel assignment, channel sharing and borrowing, overlaid cells.

CELL COVERAGE FOR SIGNAL AND TRAFFIC: Signal reflections in flat and hilly terrain, effect of human made structures, phase difference between direct and reflected paths, straight line path loss slope, general formula for mobile propagation over water and flat open area, near and long distance propagation, antenna height gain, form of a point to point model.



JAWAHARLAL NEHRU TECHNOLOGICAL UNIVERSITY: KAKINADA
KAKINADA – 533 003, Andhra Pradesh, India
DEPARTMENT OF ELECTRONICS AND COMMUNICATION ENGINEERING

III Year - II Semester		L	T	P	C
		3	0	0	3
DIGITAL IC DESIGN (Professional Elective-2)					

Course objectives:

The main objectives of this course are:

- The student will be able to understand the MOS Design.
- In this course, students can study Combinational MOS Logic Circuits and Sequential MOS Logic Circuits.
- Another main object of this course is to motivate the graduate students to design and to develop the Digital Integrated Circuits for different Applications.
- The concepts of Semiconductor Memories, Flash Memory, RAM Array organization

UNIT-I

MOS DESIGN: Pseudo NMOS Logic – Inverter, Inverter threshold voltage, output high voltage, Output Low voltage, gain at gate threshold voltage, Transient response, Rise time, Fall time, Pseudo NMOS logic gates, Transistor equivalency, CMOS Inverter logic.

UNIT-II

COMBINATIONAL MOS LOGIC CIRCUITS: MOS logic circuits with NMOS loads, Primitive CMOS logic gates – NOR & NAND gate, Complex Logic circuits design – Realizing Boolean expressions using NMOS gates and CMOS gates, AOI and OIA gates, CMOS full adder, CMOS transmission gates, Designing with Transmission gates.

UNIT-III

SEQUENTIAL MOS LOGIC CIRCUITS: Behaviour of bistable elements, SR Latch, Clocked latch and flip flop circuits, CMOS D latch and edge triggered flip-flop.

DYNAMIC LOGIC CIRCUITS: Basic principle, Voltage Bootstrapping, Synchronous dynamic pass transistor circuits, Dynamic CMOS transmission gate logic, High performance Dynamic CMOS circuits.

UNIT-IV

INTERCONNECT: Capacitive Parasitics, Resistive Parasitics, Inductive Parasitics, Advanced Interconnect Techniques.

UNIT-V

SEMICONDUCTOR MEMORIES: Memory Types, RAM array organization, DRAM – Types, Operation, Leakage currents in DRAM cell and refresh operation, SRAM operation Leakage currents in SRAM cells, Flash Memory- NOR flash and NAND flash.



JAWAHARLAL NEHRU TECHNOLOGICAL UNIVERSITY: KAKINADA
KAKINADA – 533 003, Andhra Pradesh, India
DEPARTMENT OF ELECTRONICS AND COMMUNICATION ENGINEERING

TEXTBOOKS:

1. Digital Integrated Circuits – A Design Perspective, Jan M. Rabaey, AnanthaChandrakasan, Borivoje Nikolic, 2ndEd., PHI, 2016.
2. Digital Integrated Circuit Design – Ken Martin, Oxford University Press, 2011.

REFERENCES:

1. CMOS Digital Integrated Circuits Analysis and Design – Sung-Mo Kang, Yusuf Leblebici, TMH, 3rd Ed., 2011.
2. CMOS VLSI Design – Neil H.E Weste, David harris, Ayan Banerjee 3rd Edition, Pearson, 2006.

Course Outcomes:

At the end of this course the student will be able to:

- Understand the concepts of MOS Design.
- Design and analysis of Combinational and Sequential MOS Circuits.
- Extend the Digital IC Design to Different Applications.
- Understand the Concepts of Semiconductor Memories, Flash Memory, RAM array organization



JAWAHARLAL NEHRU TECHNOLOGICAL UNIVERSITY: KAKINADA
KAKINADA – 533 003, Andhra Pradesh, India
DEPARTMENT OF ELECTRONICS AND COMMUNICATION ENGINEERING

III Year - II Semester		L	T	P	C
		3	0	0	3
BUSINESS INTELLIGENCE & ANALYTICS (Professional Elective 2)					

OBJECTIVE:

To make students to extract insights from large volumes of data in various forms, by employing statistical mathematics techniques for drawing conclusions about that information

UNIT – I

Essentials of Data analysis - Data Collection, Data Cleansing, Data Exploration, Statistical Analysis, Reporting, Decision

Statistical Methods: Arithmetic mean, The Arithmetic mean of grouped Data, The Median, The mode; The variance and standard deviation, Interpretation of SD, Chebyshev's Lemma or Rule (for sample), Skewness and Kurtosis, Skewness and its measurement, Kurtosis and its measurements.

Probability Distribution & Statistical Inference: Elements of Probability, Random Variable, Probability distribution/density functions (Normal, Binomial, Poisson), Point Estimate, Interval Estimate, Testing of hypothesis

UNIT – II

Visualization: Comparison, Distribution, Relationship, Composition, Visual Charts – Bar chart, Column chart, variable width column chart, Line chart, Column histogram, Line histogram, Scatter chart, stacked column chart, stacked 100% column chart, waterfall chart, pie chart, stacked area chart, 3D area chart, stacked 100% area chart, Bubble chart, Geometric Forms, Pictorial Diagrams, ParetoDiagrams

Applications: Graphical representation of data from Battery health monitoring, Indoor Air Quality, CO2 emissions by country/region (Practice using MS-Excel & R/Python)

UNIT – III

Time series Analysis: Characteristics Movements in a time series; Time series models; Measurement of Trend; Secular Trend; Seasonal Movements; Cyclical Movements; Irregular Movements; Long Cycles,

Applications: Analyze the trends of population growth, global temperatures, solar radiation, wind patterns. (Practice using MS-Excel & R/Python).

UNIT – IV

Business Intelligence and Analytics: What is Business Intelligence and Analytics? The need for BI and analytics, how to determine requirements, Using the BI tools for extracting insights for data driven decisions

Microsoft Power BI - Part I: Understanding key concepts in business intelligence, data analysis, and data visualization. Getting Started with Power BI and Analytics - Creating account, Power BI Desktop, Working with Data - Connect, Import, Shape and Transform data, Creating Visualization, Author Reports and Schedule automated refresh of reports, Publishing Data to BI



JAWAHARLAL NEHRU TECHNOLOGICAL UNIVERSITY: KAKINADA
KAKINADA – 533 003, Andhra Pradesh, India
DEPARTMENT OF ELECTRONICS AND COMMUNICATION ENGINEERING

online, Using Quick Insights, Use natural language queries, Create real-time dashboards, Create custom visualizations which can be re-usable in reports and dashboards, Sharing dashboard effectively based on needs.

UNIT – V

Microsoft Power BI - Part II: Exploring live connections to data with Power BI, connecting directly to data bases, Introduction to Power BI Development API, Leveraging custom visuals in Power BI, Introduction to DAX

TEXTBOOKS:

1. Statistics Concepts and applications, Nabendu pal & Sahadeb sarkar, PHI Learning Pvt. Ltd.,2008.
2. Effective Data Visualization: The Right Chart for the Right Data 1st Edition, Dr. Stephanie D. H. Evergreen, SAGE Publications
3. Introducing Microsoft Power BI, Alberto Ferrari and Marco Russo,2016.

REFERENCE BOOKS

1. Applied Microsoft Power BI: Bring your data to life! Teo Lachev,2015
2. Microsoft Power BI guided learning.

Course Outcomes:

The student will be able to

- Understand the essentials of data analytics and the corresponding terminologies
- Determine the relevance of data to business
- Be familiar with the steps involved in the analytics process
- Understand and use statistical and graphical analysis to bring insights out from the data
- Understand and use BI tools to present data in the form of Dashboards and reports



JAWAHARLAL NEHRU TECHNOLOGICAL UNIVERSITY: KAKINADA
KAKINADA – 533 003, Andhra Pradesh, India
DEPARTMENT OF ELECTRONICS AND COMMUNICATION ENGINEERING

III Year - II Semester		L	T	P	C
		3	0	0	3
PATTERN RECOGNITION (Professional Elective 2)					

Course Objectives

- To equip students with basic mathematical and statistical techniques commonly used in Pattern recognition.
- To introduce students to a variety of pattern recognition algorithms.
- Enable students to apply machine learning concepts in real life problems.

Unit I

Introduction to Pattern Recognition: Problems, applications, design cycle, learning and adaptation, examples, Probability Distributions, Parametric Learning - Maximum likelihood and Bayesian Decision Theory- Bays rule, discriminate functions, loss functions and Bayesian error analysis

Unit II

Linear models: Linear Models for Regression, linear regression, logistic regression Linear Models for Classification

Unit III

Neural Network: perception, multi-layer perception, back propagation algorithm, error surfaces, practical techniques for improving back propagation, additional networks and training methods, Ad boost, Deep Learning

Unit IV

Linear discriminate functions - decision surfaces, two-category, multi-category, minimum-squared error procedures, the Ho-Kashyap procedures, linear programming algorithms, Support vector machine

Unit V

Algorithm independent machine learning – lack of inherent superiority of any classifier, bias and variance, re-sampling for classifier design, combining classifiers

Unsupervised learning and clustering – k-means clustering, fuzzy k-means clustering, hierarchical clustering

TEXT BOOKS:

1. Richard O. Duda, Peter E. Hart, David G. Stork, “Pattern Classification”, 2nd Edition John Wiley & Sons, 2001.
2. Machine learning by Saikat Dutt, S. Chandramouli and A.K.Das , Pearson publishing, 2018.



JAWAHARLAL NEHRU TECHNOLOGICAL UNIVERSITY: KAKINADA
KAKINADA – 533 003, Andhra Pradesh, India
DEPARTMENT OF ELECTRONICS AND COMMUNICATION ENGINEERING

REFERENCE BOOKS:

1. C. Bishop, “Pattern Recognition and Machine Learning”, Springer,2006
2. Trevor Hastie, Robert Tibshirani, Jerome H. Friedman, “The Elements of Statistical Learning”, 2nd Edition, Springer,2009.

Course Outcomes:

At the end of this course, students will be able to

- Study the parametric and linear models for classification
- Design neural network and SVM for classification
- Develop machine independent and unsupervised learning techniques.



JAWAHARLAL NEHRU TECHNOLOGICAL UNIVERSITY: KAKINADA
KAKINADA – 533 003, Andhra Pradesh, India
DEPARTMENT OF ELECTRONICS AND COMMUNICATION ENGINEERING

III Year - II Semester		L	T	P	C
		3	0	0	3
ROBOTICS and AUTOMATION (Professional Elective 2)					

OBJECTIVE:

To impart knowledge about basic mathematics related to industrial robots for their control, design and application in robotics & automation Industries.

UNIT – I**Introduction to Robotics**

Types and components of a robot, classification of robots

Study components of an industrial robot (PUMA, KUKA, FANUC, MTAB, UR, etc.) and its DH parameters.

UNIT – II**Robot Kinematics and Dynamics:**

Kinematic Modelling: Translation and Rotation Representation, Coordinate transformation, DH parameters, Forward and inverse kinematics, Jacobian, Singularity, and Statics.

Dynamic Modelling: Forward and inverse dynamics, Equations of motion using Euler-Lagrange formulation, Newton Euler formulation.

Sensors

Sensor: Contact and Proximity, Position, Velocity, Force, Tactile etc. Introduction to Cameras, Camera calibration, Geometry of Image formation, Euclidean / Similarity / Affine / Projective transformations, Vision applications in robotics

UNIT – III**Robot Actuation Systems**

Actuators: Electric, Hydraulic and Pneumatic; Transmission: Gears, Timing Belts and Bearings, Parameters for selection of actuators.

Robot Control:

Robot control, Independent joint control, PD and PID feedback, actuator models, nonlinearity of manipulator models, issues in nonlinear control, force feedback, hybrid control, Motion Planning, Obstacle avoidance, configuration space, road map methods, graph search algorithms, potential field methods

UNIT – IV**Control Hardware and Interfacing:**

Embedded systems: Microcontroller Architecture and integration with sensors, actuators, components, Programming Applications for Industrial robot - programming in – VAL II

Case Study: Bin Picking in Industrial Warehouse.



JAWAHARLAL NEHRU TECHNOLOGICAL UNIVERSITY: KAKINADA
KAKINADA – 533 003, Andhra Pradesh, India
DEPARTMENT OF ELECTRONICS AND COMMUNICATION ENGINEERING

UNIT – V

AI in Robotics:

Applications in unmanned systems, defence, medical, industries, Robotics and Automation for Industry 4.0 Robot safety and social robotics

TEXTBOOKS:

1. Introduction to Robotics – Mechanics and Control, John J. Craig, 3rd Edition, Pearson Prentice Hall, 2004.
2. Industrial Robots, Groover M. P. and Ashish Dutta, McGrawHill, 2012
3. Robots Dynamics & Control, Spong M. W. and Vidyasagar M., John Wiley & Sons (ASIA) PteLtd.

REFERENCE BOOKS

1. Introduction to Robotics: Analysis, Control, Applications, Saeed B. Niku, 3rd Edition, Wiley, 2019
2. Robotics Engineering, R. Klafter, PHI.
3. Robotics, Subir K. Saha, McGrawHill.

Course Outcomes:

The student will be able to:

- Perform kinematic and dynamic analyses with simulation.
- Design control laws for a simple robot.
- Integrate mechanical and electrical hardware for a real prototype of robotic device.
- Select a robotic system for given industrial application.



JAWAHARLAL NEHRU TECHNOLOGICAL UNIVERSITY: KAKINADA
KAKINADA – 533 003, Andhra Pradesh, India
DEPARTMENT OF ELECTRONICS AND COMMUNICATION ENGINEERING

III Year - II Semester		L	T	P	C
		3	0	0	3
Data Mining Open Elective (OE1)					

Course objectives:

The main objectives of this course are:

- Students will be enabled to understand and implement classical models and algorithms in data warehousing and datamining.
- They will learn how to analyze the data, identify the problems, and choose the relevant models and algorithms to apply.
- They will further be able to assess the strengths and weaknesses of various methods and algorithms and to analyze their behavior.

UNIT-I:

INTRODUCTION: Need of Data Warehouse, Need and Usage of Data Mining Technologies, Types of Data and Patterns to be mined, In Real Time Applications. Brief Introduction of Pattern Recognition: Pattern, Feature, Database Query Vs Mining, Curse of Dimensionality, Need for Efficiency. Major Issues in Data Mining. Data Objects and Attribute Types, Basic Statistical Descriptions of Data, Data Visualization, Measuring Data Similarity and Dissimilarity

UNIT-II:

DATA PRE-PROCESSING: Data Preprocessing: An Overview, Data Cleaning, Data Integration, Data Reduction, Data Transformation and Data Discretization

UNIT-III:

CLASSIFICATION: Basic Concepts, General Approach to solving a classification problem, Decision Tree Induction: Working of Decision Tree, building a decision tree, methods for expressing an attribute test conditions, measures for selecting the best split, Algorithm for decision tree induction. Bayes' Theorem, Naïve Bayesian Classification, Bayesian Belief Networks

UNIT-IV:

ASSOCIATION ANALYSIS: BASIC CONCEPTS AND ALGORITHMS: Problem Defecation, Frequent Item Set generation, Rule generation, compact representation of frequent item sets, FP-Growth Algorithm. (**Tan & Vipin**)



JAWAHARLAL NEHRU TECHNOLOGICAL UNIVERSITY: KAKINADA
KAKINADA – 533 003, Andhra Pradesh, India
DEPARTMENT OF ELECTRONICS AND COMMUNICATION ENGINEERING

UNIT–V:

CLUSTER ANALYSIS: BASIC CONCEPTS AND ALGORITHMS: OVERVIEW: Basics and Importance of Cluster Analysis, Clustering techniques, Different Types of Clusters; K-means: The Basic K-means Algorithm, K-means Additional Issues, Bisecting K-means, Strengths and Weaknesses; Agglomerative Hierarchical Clustering: Basic Agglomerative Hierarchical Clustering Algorithm DBSCAN: Traditional Density Center-Based Approach, DBSCAN Algorithm, Strengths and Weaknesses. **(Tan&Vipin)**

TEXT BOOKS:

1. Introduction to Data Mining: Pang-Ning Tan & Michael Steinbach, Vipin Kumar, Pearson.
2. Data Mining concepts and Techniques, 3/e, Jiawei Han, Michel Kamber, Elsevier.

REFERENCE BOOKS:

1. Data Mining Techniques and Applications: An Introduction, Hongbo Du, Cengage Learning.
 2. Data Mining: Vikram Pudi and P. Radha Krishna, Oxford.
 3. Data Mining and Analysis - Fundamental Concepts and Algorithms; Mohammed J. Zaki, Wagner Meira, Jr, Oxford
 4. Data Warehousing Data Mining & OLAP, Alex Berson, Stephen Smith, TMH.
 5. http://onlinecourses.nptel.ac.in/noc18_cs14/preview
(NPTEL course by Prof. Pabitra Mitra)
 6. http://onlinecourses.nptel.ac.in/noc17_mg24/preview
(NPTEL course by Dr. Nandan Sudarshanam & Dr. Balaraman Ravindran)
- http://www.saedsayad.com/data_mining_map.htm

Course Outcomes:

At the end of this course the student will be able to:

- Understand Data Mining Principles
- Identify appropriate data mining algorithms to solve real world problems
- Compare and evaluate different data mining techniques like classification, prediction, clustering and association rule mining



JAWAHARLAL NEHRU TECHNOLOGICAL UNIVERSITY: KAKINADA
KAKINADA – 533 003, Andhra Pradesh, India
DEPARTMENT OF ELECTRONICS AND COMMUNICATION ENGINEERING

III Year - II Semester		L	T	P	C
		3	0	0	3
POWER ELECTRONICS Open Elective (OE1)					

Course objectives:

The main objectives of this course are:

- To study the characteristics of various power semiconductor devices and gate drive circuits.
- To understand the operation of single phase full-wave converters and analyze harmonics in the input current.
- To study the operation of three phase full-wave converters.
- To understand the operation of different types of DC-DC converters.
- To understand the operation of inverters and application of PWM techniques for voltage control and harmonic mitigation.

UNIT-I:

Power Semiconductor Devices: Operation of SCR, power MOSFET and power IGBT and their characteristics–Gate drive circuits for SCR, IGBT and MOSFET–protection circuits for power IGBT and power MOSFETs.

UNIT-II:

AC-DC Single-Phase Converters: 1-phase fully-controlled bridge rectifiers feeding R load, RL, RLE loads (continuous and discontinuous current conduction mode of operation)– 1-phase semi-controlled bridge rectifiers feeding R, RL and RLE loads (continuous and discontinuous current conduction mode of operation)– Harmonic Analysis.

UNIT-III:

AC-DC Three-Phase Converters: 3-phase Full converter feeding R, RL and RLE loads (continuous current conduction mode only)– 3-phase semi-converter feeding R, RL and RLE loads (continuous current conduction mode only)–Harmonic analysis -Dual converter.

UNIT-IV:

DC-DC Converters: Analysis of Buck, boost, buck-boost converters in Continuous Conduction Mode (CCM) and Discontinuous Conduction Modes (DCM) – Output voltage equations using volt-sec balance in CCM & DCM- output voltage ripple & inductor current ripple for CCM only – Principle operation of forward and fly back converters in CCM.



JAWAHARLAL NEHRU TECHNOLOGICAL UNIVERSITY: KAKINADA
KAKINADA – 533 003, Andhra Pradesh, India
DEPARTMENT OF ELECTRONICS AND COMMUNICATION ENGINEERING

UNIT – V:

DC–AC Converters and AC-AC converters: 1- phase half-bridge and full bridge inverters with R and RL loads – Unipolar and bipolar switching-Quasi-square wave pulse width modulation-3-phase square wave inverters – 120° conduction and 180° conduction modes of operation – Sinusoidal pulse width modulation –single-phase Current Source Inverter (CSI)-single-phase AC-AC voltage regulator with R and RLload.

TEXT BOOKS:

1. Power Electronics: converters, applications & design -by Nedmohan, Tore M.Undeland, Robbins by Wiley India Pvt.Ltd.
2. Power Electronics- by Daniel W.Hart, Mc Graw Hillpublications
3. Power Electronics: Circuits, Devices and Applications – by M. H. Rashid, Prentice Hallof India

REFERENCE BOOKS:

1. Power Electronics: Essentials & Applications by L.Umanand, Wiley, Pvt. Limited, India,2009
2. Elements of Power Electronics–Philip T.Krein. Oxfordpublishers.
3. Power Electronics – by P.S.Bhimbra, KhannaPublishers.

Course Outcomes:

At the end of this course the student will be able to:

- Explain the characteristics of various power semiconductor devicesand understand the gate drivercircuits.
- Explain the operation of single-phase full wave converters and performharmonic analysis.
- Explain the operation of three phase full–wave converters and performharmonic analysis.
- Analyze the operation of different types of DC-DCconverters.
- Explain the operation of inverters and application of PWM techniques for voltagecontrol and harmonicmitigation.



JAWAHARLAL NEHRU TECHNOLOGICAL UNIVERSITY: KAKINADA
KAKINADA – 533 003, Andhra Pradesh, India
DEPARTMENT OF ELECTRONICS AND COMMUNICATION ENGINEERING

III Year - II Semester		L	T	P	C
		3	0	0	3
MEMS and its applications Open Elective (OE1)					

Course objectives:

- To introduce the basic concepts of micro systems and advantages of miniaturization.
- To study the various materials and their properties used for micromachining techniques.
- To analyze the fundamentals of micromachining and micro fabrication techniques.
- To impart knowledge of the basic concept of electromechanical effects, thermal effects, Micro fluidics and Integrated fluidic systems.
- To study the fundamentals of pressure sensors and accelerometer sensors through design and modeling.

UNIT I: Overview of MEMS and Microsystems: MEMS and Microsystems, Typical MEMS and Microsystem products, Evolution of Microfabrication, Microsystem and Microelectronics, The Multidisciplinary nature of microsystem design and manufacture, Microsystem and Miniaturization. Application of Microsystems in the automotive industry, Application of Microsystems in other industries: Health care industry, Aerospace industry, Industrial products, Consumer products, Telecommunications. Markets for Microsystems.

UNIT II: Working Principles of Microsystems: Introduction, Microsensors: Acoustic Wave Sensors, Biomedical sensors and Biosensors, Chemical sensors, Pressure sensors, Thermal sensors. Micro actuation: Actuation using thermal forces, shape memory alloys, Piezoelectric crystals, Electrostatic forces. MEMS with Micro actuators: Microgrippers, Micromotors, Microvalves, Micropumps, Micro accelerators, Microfluidics.

UNIT III: Scaling Laws in Miniaturization: Introduction to scaling, Scaling in Geometry, Scaling in Rigid-Body Dynamics, Scaling in Electrostatic Forces, Scaling in Electromagnetic Forces, Scaling in Electricity, Scaling in Fluid Mechanics, Scaling in Heat Transfer.

Materials for MEMS and Microsystems: Introduction, Substrates and wafers, Active substrate materials, Silicon as a substrate material. Silicon compounds, Silicon piezo resistors, Gallium Arsenide, Quartz, Piezoelectric crystals, Polymers, Packaging materials.



JAWAHARLAL NEHRU TECHNOLOGICAL UNIVERSITY: KAKINADA
KAKINADA – 533 003, Andhra Pradesh, India
DEPARTMENT OF ELECTRONICS AND COMMUNICATION ENGINEERING

UNIT IV: Micro system Fabrication Process: Photolithography, Ion Implantation, Diffusion, Oxidation, Chemical Vapour Deposition, Physical Vapour Deposition, Deposition by Epitaxy, Etching.

Overview of Micro manufacturing and Applications: Bulk Micro manufacturing- any one example of application, Surface Micromachining- any one example of application. LIGA Process- any one example of application.

UNIT V: Applications of MEMS-Switching: Introduction, Switch parameters, Basics of switching, Mechanical switches, Electronic switches for RF and microwave applications, Mechanical RF switches, PIN diode RF switches.

Text Books:

1. Tai-Ran Hsu, “MEMS and Microsystems: Design and Manufacture”, Tata McGraw Hill, (2002).
2. Gabriel M. Rebeiz, “RF MEMS Theory, Design and Technology”, Wiley India Pvt Ltd.

Reference Books:

1. Stephen D. Senturia, “Microsystem Design”, Springer International Edition, (2010).
2. Mohamed Gad-el-Hak, “The MEMS Handbook”, CRC Press, (2002).
3. Chang Liu, “Foundations of MEMS”, Second Edition, Pearson Publication.

E-resources:

1. <https://nptel.ac.in/courses/117105082/4>
2. <https://ocw.mit.edu/courses/electrical-engineering-and-computer-science/6-777j-design-and-fabrication-of-microelectromechanical-devices-spring-2007/lecture-notes/>
3. <https://www.edx.org/course/micro-nanofabrication-mems-epflx-memx-0>

Course Outcomes:

- Understand the basic overview of MEMS and Microsystems with broad category of MEMS & Micro system applications.
- Understanding the working principles of Microsystems
- Understand the Scaling Laws in Miniaturization and Materials for MEMS and Microsystems
- Understand the Micro system Fabrication Process and Analyze the different Micro manufacturing process and Applications.
- Study and Analyze the different types of RF switches, Various Switching Mechanism and their applications..



JAWAHARLAL NEHRU TECHNOLOGICAL UNIVERSITY: KAKINADA
KAKINADA – 533 003, Andhra Pradesh, India
DEPARTMENT OF ELECTRONICS AND COMMUNICATION ENGINEERING

III Year - II Semester	L	T	P	C
	3	0	0	3
Artificial Neural Networks Open Elective (OE1)				

Course objectives:

The main objectives of this course are:

- To provide an introduction to the field of artificial neural networks and machine learning.
- To teach students how to solve practical problems via implementation of these techniques via simulation.
- To promote further independent learning on the topics of artificial neural networks and machine learning.

UNIT-I:

INTRODUCTION: History of Neural Networks, Structure and Functions of Biological and Artificial Neuron, Neural Network Architectures, Characteristics of ANN, Basic Learning Laws and Methods.

UNIT-II:

SUPERVISED LEARNING: Single Layer Neural Network and architecture, McCulloch-Pitts Neuron Model, Learning Rules, Perceptron Model, Perceptron Convergence Theorem, Delta learning rule, ADALINE, Multi-Layer Neural Network and architecture, MADALINE, Back Propagation learning, Back Propagation Algorithm.

UNIT-III:

UNSUPERVISED LEARNING-1: Outstar Learning, Kohonen Self Organization Networks, Hamming Network And MAXNET, Learning Vector Quantization, Mexican hat.

UNIT-IV:

UNSUPERVISED LEARNING-2: Counter Propagation Network -Full Counter Propagation network, Forward Only Counter Propagation Network, Adaptive Resonance Theory (ART) - Architecture, Algorithms.

UNIT V:

ASSOCIATIVE MEMORY NETWORKS: Introduction, Auto Associative Memory, Hetero Associative Memory, Bidirectional Associative Memory (BAM) -Theory and Architecture, BAM Training Algorithm, Hopfield Network: Introduction, Architecture of Hopfield Network.



JAWAHARLAL NEHRU TECHNOLOGICAL UNIVERSITY: KAKINADA
KAKINADA – 533 003, Andhra Pradesh, India
DEPARTMENT OF ELECTRONICS AND COMMUNICATION ENGINEERING

TEXT BOOKS:

1. B. Yegnanarayana” Artificial neural networks” PHI, New Delhi.
2. S.N. Sivanandam, S.N. Deepa, “Introduction to Neural Networks using MATLAB6.0“, TATA MCGraw- Hillpublications.
3. J.M. Zurada,” Introduction to Artificial neural systems” –Jaicopublishing.

REFERENCE BOOKS:

1. S.Rajasekaran and G.A.Vijayalakshmpai “Neural Networks.Fuzzy Logicand genetic Algorithms”.
2. James A Freeman and Davis Skapura” Neural Networks Algorithm, applications and programming Techniques”, Pearson Education,2002.
3. Simon Hakins “Neural Networks “ PearsonEducation.

Course Outcomes:

At the end of this course the student will be able to:

- Survey of attractive applications of Artificial NeuralNetworks.
- practically approach for using Artificial Neural Networks in various technical, organizational and economicapplications



JAWAHARLAL NEHRU TECHNOLOGICAL UNIVERSITY: KAKINADA
KAKINADA – 533 003, Andhra Pradesh, India
DEPARTMENT OF ELECTRONICS AND COMMUNICATION ENGINEERING

III Year - II Semester		L	T	P	C
		3	0	0	3
INTERNET OF THINGS					

Course Objectives:

- To learn and understand elements of IoT system.
- Acquire knowledge about various protocols of IoT.
- To learn and understand design principles and capabilities of IoT.

UNIT I: Introduction to IoT

Introduction to IoT, Architectural Overview, Design principles and needed capabilities, Basics of Networking, M2M and IoT Technology Fundamentals- Devices and gateways, Data management, Business processes in IoT, Everything as a Service (XaaS), Role of Cloud in IoT, Security aspects in IoT.

UNIT II: Elements of IoT

Hardware Components- Computing- Arduino, Raspberry Pi, ARM Cortex-A class processor, Embedded Devices – ARM Cortex-M class processor, ARM Cortex-M0 Processor Architecture, Block Diagram, Cortex-M0 Processor Instruction Set, ARM and Thumb Instruction Set.

UNIT III: IoT Application Development

Communication, IoT Applications, Sensing, Actuation, I/O interfaces.

Software Components- Programming API's (using Python/Node.js/Arduino) for Communication Protocols-MQTT, ZigBee, CoAP, UDP, TCP, Bluetooth.

Bluetooth Smart Connectivity

Bluetooth overview, Bluetooth Key Versions, Bluetooth Low Energy (BLE) Protocol, Bluetooth, Low Energy Architecture, PSoC4 BLE architecture and Component Overview.

UNIT IV: Solution framework for IoT applications

Implementation of Device integration, Data acquisition and integration, Device data storage- Unstructured data storage on cloud/local server, Authentication, authorization of devices.

UNIT V: IoT Case Studies

IoT case studies and mini projects based on Industrial automation, Transportation, Agriculture, Healthcare, Home Automation.

Text Books:

1. Raj Kamal, "Internet of Things: Architecture and Design Principles", 1st Edition, McGraw Hill Education, 2017.
2. The Definitive Guide to the ARM Cortex-M0 by Joseph Yiu, 2011
3. Vijay Madiseti, Arshdeep Bahga, Internet of Things, "A Hands on Approach", University Press, 2015.



JAWAHARLAL NEHRU TECHNOLOGICAL UNIVERSITY: KAKINADA
KAKINADA – 533 003, Andhra Pradesh, India
DEPARTMENT OF ELECTRONICS AND COMMUNICATION ENGINEERING

III Year - II Semester		L	T	P	C
		0	0	3	1.5
VLSI LAB					

List of Experiments

PART (A): FPGA Level Implementation (Any Seven Experiments)

Note 1: The students need to develop Verilog /VHDL Source code, perform simulation using relevant simulator and analyze the obtained simulation results using necessary Synthesizer.

Note 2: All the experiments need to be implemented on the latest FPGA/CPLD Hardware in the Laboratory

1. Realization of Logic gates

Design and Implementation of the following:

2. 4-bit ripple carry and carry look ahead adder using behavioural, dataflow and structural modeling
3. a) 16:1 mux through 4:1 mux
b) 3:8 decoder realization through 2:4 decoder
4. 8:3 encoder
5. 8-bit parity generator and checker
6. Flip-Flops
7. 8-bit synchronous up-down counter
8. 4-bit sequence detector through Mealy and Moore state machines.

EDA Tools/Hardware Required:

1. EDA Tool that supports FPGA programming including Xilinx Vivado /Altera (Intel)/Cypress/Equivalent Industry standard tool along with corresponding FPGA hardware.
2. Desktop computer with appropriate Operating System that supports the EDA tools.

PART (B): Back-end Level Design and Implementation (Any Five Experiments)

Note: The students need to design the following experiments at schematic level using CMOS logic and verify the functionality. Further students need to draw the corresponding layout and verify the functionality including parasites. Available state of the art technology libraries can be used while simulating the designs using Industry standard EDA Tools.

Design and Implementation of the following

- a. Universal Gates
- b. An Inverter
2. Full Adder
3. Full Subtractor



JAWAHARLAL NEHRU TECHNOLOGICAL UNIVERSITY: KAKINADA
KAKINADA – 533 003, Andhra Pradesh, India
DEPARTMENT OF ELECTRONICS AND COMMUNICATION ENGINEERING

III Year - II Semester		L	T	P	C
		0	0	3	1.5
DIGITAL SIGNAL PROCESSING LAB					

(Note: Students have to perform at least FOUR experiments from each part.)

PART-A

List of the Experiments

1. Generation of DT signals.
2. Verify the Linear Convolution of two DT signals
 - a) Using MATLAB
 - b) Using Code Composer Studio (CCS)
3. Verify the Circular Convolution of two DT signals
 - a) Using MATLAB
 - b) Using Code Composer Studio (CCS)
4. Find the sum of DT sinusoidal signals.
5. Computation of Discrete Fourier Transform (DFT) and Inverse Discrete Fourier Transform (IDFT)
 - a) Using MATLAB
 - b) Using Code Composer Studio (CCS)
6. Transfer Function Stability Analysis: using pole-zero plot, bode plot and Nyquist plot.

PART-B

Following Experiments are to be done using a TI DSP Starter Kit.

7. Generation of a sinusoidal signal.
8. Linear and circular convolution of DT sequences.
9. Compute N-point DFT of a given DT sequence.
10. Design and implementation of FIR filters.
11. Design and implementation of IIR filters.

PART-C

Following Experiments are to be done using **Cypress FM4 Starter Kit**.

12. Verification of sampling theorem.
13. Implementation of FFT algorithm.
14. Implementation of FIR filters.
15. Implementation of IIR filters.



JAWAHARLAL NEHRU TECHNOLOGICAL UNIVERSITY: KAKINADA
KAKINADA – 533 003, Andhra Pradesh, India
DEPARTMENT OF ELECTRONICS AND COMMUNICATION ENGINEERING

III Year - II Semester	L	T	P	C
	3	0	0	0
Intellectual Property Rights (IPR) & Patents				

UNIT I

Introduction to Intellectual Property Rights (IPR): Concept of Property - Introduction to IPR – International Instruments and IPR - WIPO - TRIPS – WTO -Laws Relating to IPR - IPR Tool Kit - Protection and Regulation - Copyrights and Neighboring Rights – Industrial Property – Patents - Agencies for IPR Registration – Traditional Knowledge –Emerging Areas of IPR - Layout Designs and Integrated Circuits – Use and Misuse of Intellectual PropertyRights.

UNIT II

Copyrights and Neighboring Rights: Introduction to Copyrights – Principles of Copyright Protection – Law Relating to Copyrights - Subject Matters of Copyright – Copyright Ownership – Transfer and Duration – Right to Prepare Derivative Works –Rights of Distribution – Rights of Performers – Copyright Registration – Limitations – Infringement of Copyright – Relief and Remedy – Case Law - Semiconductor Chip ProtectionAct.

UNIT III

Patents: Introduction to Patents - Laws Relating to Patents in India – Patent Requirements – Product Patent and Process Patent - Patent Search - Patent Registration and Granting of Patent - Exclusive Rights – Limitations - Ownership and Transfer — Revocation of Patent – Patent Appellate Board - Infringement of Patent – Compulsory Licensing — Patent Cooperation Treaty – New developments in Patents – Software Protection and Computer relatedInnovations

UNIT IV

Trademarks: Introduction to Trademarks – Laws Relating to Trademarks – Functions of Trademark – Distinction between Trademark and Property Mark – Marks Covered under Trademark Law - Trade Mark Registration – Trade Mark Maintenance – Transfer of rights - Deceptive Similarities

Likelihood of Confusion - Dilution of Ownership – Trademarks Claims and Infringement – Remedies – Passing Off Action.



JAWAHARLAL NEHRU TECHNOLOGICAL UNIVERSITY: KAKINADA
KAKINADA – 533 003, Andhra Pradesh, India
DEPARTMENT OF ELECTRONICS AND COMMUNICATION ENGINEERING

UNIT V

Trade Secrets & Cyber Law and Cyber Crime: Introduction to Trade Secrets – General Principles
- Laws Relating to Trade Secrets–

Maintaining Trade Secret – Physical Security – Employee Access Limitation – Employee Confidentiality Agreements – Breach of Contract –Law of Unfair Competition – Trade Secret Litigation – Applying State Law.

Cyber Law – Information Technology Act 2000 - Protection of Online and Computer Transactions –

E-commerce - Data Security – Authentication and Confidentiality - Privacy - Digital Signatures – Certifying Authorities - Cyber Crimes - Prevention and Punishment – Liability of Network Providers.

References:

- 1) Intellectual Property Rights (Patents & Cyber Law), Dr. A. Srinivas. Oxford University Press, NewDelhi.
- 2) Deborah E.Bouchoux: Intellectual Property, Cengage Learning, NewDelhi.
- 3) PrabhuddhaGanguli: Intellectual Property Rights, Tata Mc-Graw –Hill, NewDelhi
- 4) Richard Stim: Intellectual Property, Cengage Learning, NewDelhi.
- 5) Kompal Bansal &Parishit Bansal Fundamentals of IPR for Engineers, B. S. Publications (Press).
- 6) Cyber Law - Texts & Cases, South-Western’s Special TopicsCollections.
- 7) R.Radha Krishnan, S.Balasubramanian: Intellectual Property Rights, Excel Books. New Delhi.
- 8) M.Ashok Kumar and MohdIqbal Ali: Intellectual Property Rights, SerialsPub.

Course Outcomes:

- IPR Laws and patents pave the way for innovative ideas which are instrumental for inventions to seekPatents
- Student get an insight on Copyrights, Patents and Software patents which are instrumental for furtheradvancements
- advanced Technical and Scientific disciplines
- Imparting IPR protections and regulations for further advancement, so that the students can familiarize with the latestdevelopments



JAWAHARLAL NEHRU TECHNOLOGICAL UNIVERSITY: KAKINADA
KAKINADA – 533 003, Andhra Pradesh, India
DEPARTMENT OF ELECTRONICS AND COMMUNICATION ENGINEERING

IV Year - I Semester	L	T	P	C
	3	0	0	3

MICROWAVE and OPTICAL COMMUNICATION ENGINEERING

Course Objectives:

The student will be able to

- Understand fundamental characteristics of waveguides and Micro strip lines through electromagnetic field analysis.
- Understand the basic properties of waveguide components and Ferrite materials composition
- Understand the function, design, and integration of the major microwave components oscillators, power amplifier.
- Understand a Microwave test bench setup for measurements.

UNIT I

MICROWAVE TUBES (Qualitative treatment only): Cavities, Re-entrant Cavities, Two Cavity Klystrons-Structure, Velocity Modulation and Bunching process, Reflex Klystrons-Structure, principle of working.

HELIX TWTS: Significance, Types and Characteristics of Slow Wave Structures; Structure of TWT.

M-TYPE TUBES

Introduction, Cross-field effects, Magnetrons – 8-Cavity Cylindrical Travelling Wave Magnetron.

MICROWAVE SOLID STATE DEVICES: Introduction, Classification, Applications. TEDs – Introduction, Gunn Diode – Principle, RWH Theory, Characteristics, LSA Mode of operation

UNIT II

WAVEGUIDE COMPONENTS AND APPLICATIONS- I (Qualitative treatment only):

Waveguide Attenuators – Resistive Card, Rotary Vane types, Scattering matrix parameters: Definition, Properties, Salient Features -S- parameters of two port, three port, four port networks. 2 Hole, Bethe Hole types.

UNIT III Over view of optical fiber communication, Total Internal Reflection, Numerical Aperture, Graded index fibers, Cut off wavelength.

OPTICAL FIBER CONNECTORS- Connector types, Single mode fiber connectors, Connector return loss, Fiber Splicing- Splicing techniques, Splicing single mode fibers, Multimode fiber joints, single mode fiber joints.



JAWAHARLAL NEHRU TECHNOLOGICAL UNIVERSITY: KAKINADA
KAKINADA – 533 003, Andhra Pradesh, India
DEPARTMENT OF ELECTRONICS AND COMMUNICATION ENGINEERING

UNIT I V

OPTICAL SOURCES and Detectors: Qualitative treatment, Structures, Materials, Quantum efficiency, Physical principles and comparison of: Optical sources and detectors, Related problems.

Optical system design- Point to point links – Component Choice and considerations, Link power budget, Line coding in Optical links, WDM, Necessity, Principles, Eye pattern.

UNIT –V: MEASUREMENTS:

a. MICROWAVE MEASUREMENTS: Description Of Microwave Bench- Different Blocks, Microwave Power Measurement- Bolometer Method. Measurement of Attenuation by Reflection Method, VSWR, Impedance Measurement

b. OPTICAL MEASUREMENTS: OTDR, Attenuation, Detector Characteristics

TEXT BOOKS :

1. Microwave Devices and Circuits – Samuel Y. Liao, PHI, 3rd Edition, 1994.
2. Foundations for Microwave Engineering – R.E. Collin, IEEE Press, John Wiley, 2nd Edition, 2002.
3. Optical Fiber Communications – Gerd Keiser, Mc Graw-Hill International edition, 3rd Edition, 2000.

REFERENCES :

1. Microwave Engineering- Annapurna Das and Sisir K. Das, Mc Graw Hill Education, 3rd Edition, 2014.
2. Microwave Engineering – G S N Raju , I K International Publishing House Pvt. Limited, 2008.
3. Fiber Optic Communication Systems – Govind P. Agarwal , John Wiley, 3rd Edition, 2004.

Course Outcomes: After going through this course the student will be able to

- Design different modes in waveguide structures
- Calculate S-matrix for various waveguide components and splitting the microwave energy in a desired direction
- Distinguish between Microwave tubes and Solid State Devices, calculation of efficiency devices.
- Measure various microwave parameters using a Microwave test bench



JAWAHARLAL NEHRU TECHNOLOGICAL UNIVERSITY: KAKINADA
KAKINADA – 533 003, Andhra Pradesh, India
DEPARTMENT OF ELECTRONICS AND COMMUNICATION ENGINEERING

IV Year - I Semester		L	T	P	C
		3	0	0	3
DATA COMMUNICATIONS & COMPUTER NETWORKS					

Course Objectives:

- To introduce the Fundamentals of data communication networks
- To demonstrate the Functions of various protocols of Data link layer.
- To demonstrate Functioning of various Routing protocols.
- To introduce the Functions of various Transport layer protocols.
- To understand the significance of application layer protocols

UNIT I:

Introduction to Data Communications: Components, Data Representation, Data Flow, Networks-Distributed Processing, Network Criteria, Physical Structures, Network Models, Categories of Networks Interconnection of Networks, The Internet - A Brief History, The Internet Today, Protocol and Standards - Protocols, Standards, Standards Organizations, Internet Standards. Network Models, Layered Tasks, OSI model, Layers in OSI model, TCP/IP Protocol Suite, Addressing Introduction, Wireless Links and Network Characteristics, WiFi: 802.11 Wireless LANs -The 802.11 Architecture,

UNIT II:

Data Link Layer: Links, Access Networks, and LANs- Introduction to the Link Layer, The Services Provided by the Link Layer, Types of errors, Redundancy, Detection vs Correction, Forward error correction Versus Retransmission Error-Detection and Correction Techniques, Parity Checks, Check summing Methods, Cyclic Redundancy Check (CRC) , Framing, Flow Control and Error Control protocols , Noisy less Channels and Noisy Channels, HDLC, Multiple Access Protocols, Random Access ,ALOHA, Controlled access, Channelization Protocols. 802.11 MAC Protocol, IEEE 802.11 Frame.

UNIT III:

The Network Layer: Introduction, Forwarding and Routing, Network Service Models, Virtual Circuit and Datagram Networks-Virtual-Circuit Networks, Datagram Networks, Origins of VC and Datagram Networks, Inside a Router-Input Processing, Switching, Output Processing, Queuing, The Routing Control Plane, The Internet Protocol(IP):Forwarding and Addressing in the Internet-Datagram format, Ipv4 Addressing, Internet Control Message Protocol(ICMP), IPv6



JAWAHARLAL NEHRU TECHNOLOGICAL UNIVERSITY: KAKINADA
KAKINADA – 533 003, Andhra Pradesh, India
DEPARTMENT OF ELECTRONICS AND COMMUNICATION ENGINEERING

UNIT IV:

Transport Layer: Introduction and Transport Layer Services : Relationship Between Transport and Network Layers, Overview of the Transport Layer in the Internet, Multiplexing and Demultiplexing, Connectionless Transport: UDP -UDP Segment Structure, UDP Checksum, Principles of Reliable Data Transfer-Building a Reliable Data Transfer Protocol, Pipelined Reliable Data Transfer Protocols, Go-Back-N(GBN), Selective Repeat(SR), Connection Oriented Transport: TCP - The TCP Connection, TCP Segment Structure, Round-Trip Time Estimation and Timeout, Reliable Data Transfer, Flow Control, TCP Connection Management, Principles of Congestion Control - The Cause and the Costs of Congestion, Approaches to CongestionControl

UNIT V:

Application Layer: Principles of Networking Applications – Network Application Architectures, Processes Communicating, Transport Services Available to Applications, Transport Services Provided by the File Transfer: FTP,- FTP Commands and Replies, Electronic Mail in the Internet-STMP, Comparison with HTTP, DNS-The Internet’s Directory Service – Service Provided by DNS, Overview of How DNS Works, DNS Records andmessages.

TEXT BOOKS:

1. Computer Networking A Top-Down Approach – Kurose James F, Keith W, 6thEdition , Pearson,2017.
2. Data Communications and Networking Behrouz A.Forouzan4th Edition McGraw Hill Education,2017.

REFERENCES:

1. Data communication and Networks - Bhusan Trivedi, Oxford university press,2016
2. Computer Networks -- Andrew S Tanenbaum, 4th Edition, PearsonEducation,2003.
3. Understanding Communications and Networks,3rdEdition,W.A.Shay,CengageLearning,2003.

Course Outcomes:

Upon completing this course, the student will be able to

- Know the Categories and functions of various Data communication Networks
- Design and analyze various error detectiontechniques.
- Demonstrate the mechanism of routing the data in networklayer
- Know the significance of various Flow control and Congestion controlMechanisms
- Know the Functioning of various Application layerProtocols.



JAWAHARLAL NEHRU TECHNOLOGICAL UNIVERSITY: KAKINADA
KAKINADA – 533 003, Andhra Pradesh, India
DEPARTMENT OF ELECTRONICS AND COMMUNICATION ENGINEERING

IV Year - I Semester		L	T	P	C
		3	0	0	3
DIGITAL IMAGE and VIDEO PROCESSING					

Course Objectives:

- To study the image fundamentals and mathematical transforms necessary for image Processing.
- To study the image enhancement techniques
- To study image restoration procedures.
- To study the image compression procedures.
- To study the basics of Video processing and 2-D Motion estimation

UNIT I:**Fundamentals of Image Processing and Image Transforms:**

Introduction, Image sampling, Quantization, Resolution, Image file formats, Elements of image processing system, Applications of Digital image processing. Introduction, Need for transform, image transforms, Fourier transform, 2 D Discrete Fourier transform and its transforms, Importance of phase, Walsh transform, Hadamard transform, Haar transform, slant transform Discrete cosine transform, KL transform, singular value decomposition, comparison of different image transforms.

UNIT II:**Image Enhancement:**

Spatial domain methods: point processing techniques, Histogram processing, Fundamentals of Spatial filtering, smoothing spatial filters, sharpening spatial filters. Frequency domain methods: Basics of filtering in frequency domain, image smoothing, image sharpening, Selective filtering.

Image Restoration:

Introduction to Image restoration, Image degradation, Types of image blur, Classification of image restoration techniques, Image restoration model, Linear and Nonlinear image restoration techniques, Blind de-convolution.

UNIT III:**Image Segmentation:**

Introduction to image segmentation, Point, Line and Edge Detection, Region based segmentation., Classification of segmentation techniques, Region approach to image segmentation, clustering techniques, Image segmentation based on thresholding, Edge based segmentation, Edge detection and linking, Hough transform.

Image Compression:

Introduction, Need for image compression, Redundancy in images, Classification of redundancy in images, image compression scheme, Classification of image compression schemes, Fundamentals of information theory, Run length coding, Shannon – Fano coding, Huffman coding, Arithmetic coding, Predictive coding, Transformed based compression, Image



JAWAHARLAL NEHRU TECHNOLOGICAL UNIVERSITY: KAKINADA
KAKINADA – 533 003, Andhra Pradesh, India
DEPARTMENT OF ELECTRONICS AND COMMUNICATION ENGINEERING

compression standard, Wavelet-based image compression, JPEG Standards.



JAWAHARLAL NEHRU TECHNOLOGICAL UNIVERSITY: KAKINADA
KAKINADA – 533 003, Andhra Pradesh, India
DEPARTMENT OF ELECTRONICS AND COMMUNICATION ENGINEERING

UNIT IV:**Basic Steps of Video Processing:**

Analog Video, Digital Video. Time-Varying Image Formation models: Three-Dimensional Motion Models, Geometric Image Formation, Photometric Image Formation, Sampling of Video signals, filtering operations.

UNIT V:

Motion Estimation: Optical flow, General Methodologies, Pixel Based Motion Estimation, Block-Matching Algorithm, Mesh based Motion Estimation, Global Motion Estimation, Region based Motion Estimation, Multi resolution motion estimation, Waveform based coding, Block based transform coding, Predictive coding, Application of motion estimation in Videocoding.

TEXT BOOKS

1. Digital Image Processing – Gonzaleze and Woods, 3rdEd,Pearson,2008.
2. Digital Video Processing – M. Tekalp, Prentice Hall International.2ndEd.2015.

REFERENCE BOOKS

1. Digital Image Processing – S.Jayaraman, S.Esakkirajan, T.Veera Kumar – TMH,2009.
2. Video Processing and Communication – Yao Wang, JoemOstermann and Ya–quin Zhang.1st Ed., PH Int,2017
3. Digital Image Processing and Analysis-Human and Computer Vision Applicationwith CVIP Tools – ScotteUmbaugh, 2nd Ed, CRC Press,2011.

Course Outcomes:

- Defining the digital image, representation of digital image, importance of image resolution, applications in imageprocessing.
- Know the advantages of representation of digital images in transform domain, application of various imagertransforms.
- Know how an image can be enhanced by using histogram techniques, filtering techniques etc
- Understand image degradation, image restoration techniques using spatial filtersand frequencydomain
- Know the detection of point, line and edges in images, edge linking through local processing, globalprocessing.
- Understand the redundancy in images, various image compressiontechniques.
- Know the video technology from analog color TV systems to digital video systems,how video signal is sampled and filtering operations in videoprocessing.
- Know the general methodologies for 2D motion estimation, various coding used in video processing.



JAWAHARLAL NEHRU TECHNOLOGICAL UNIVERSITY: KAKINADA
KAKINADA – 533 003, Andhra Pradesh, India
DEPARTMENT OF ELECTRONICS AND COMMUNICATION ENGINEERING

IV Year - I Semester		L	T	P	C
		3	0	0	3
COMMUNICATION STANDARDS and PROTOCOLS (Professional Elective 3)					

Objective:

- Acquire knowledge about transferring data into cloud using various Wired/Wireless communication technologies.

Prerequisites:

Basic knowledge on Digital numbering system; Micro Controller Peripheral Programming, interfacing different types of sensors using I2C, SPI, UART ; wired and wireless communications.

Unit-I:

Introduction to Communication and Networking : Communications, Signal Types and its characteristics (Analog/Digital), Data Transmission Types (Serial/Parallel), Communication Techniques (Asynchronous, Synchronous), Data Transmission Modes (Simplex, Half/Full Duplex), Network Topologies (Star, Ring, Mesh, Point to Point, Tree, Bus, Daisy chain, Multi drop) and its applications, Modulation need and types.

Unit-II:

OSI Layers: Communication Layers and its applications, Communication media (Twisted Pair, Coaxial, Fiber Optics), Introduction to Errors (Error types, Detection, Correction) and Flow Control and its applications.

Unit-III:

Wired Communication Protocols: Ethernet (Types, Socket, MAC, IP, ARP, ICMP, TCP, UDP, DHCP), CAN, Mod-bus (RTU, ASCII), UART (RS485, RS232), OFC and Advantages, Disadvantages and its applications, Introduction to Dial up Modems, Leased line modems.

Unit-IV:

Wireless Communication Protocols: Zigbee, Bluetooth, Wi-Fi, GPRS, GSM , NFC , IR, Satellite Communication. Advantages, Disadvantages and its applications.

Unit-V:

Network Types: Introduction to LAN, WAN, PAN, Internet and Intranet, sensor networks (wired/wireless) and its applications.

Network Security : Introduction to NAT, PAT, DNS, Network Routing algorithms, Introduction to Switch, Hub, Bridges and its working, Network Security and Introduction to Firewall and its applications.



JAWAHARLAL NEHRU TECHNOLOGICAL UNIVERSITY: KAKINADA
KAKINADA – 533 003, Andhra Pradesh, India
DEPARTMENT OF ELECTRONICS AND COMMUNICATION ENGINEERING

IV Year - I Semester		L	T	P	C
		3	0	0	3
ANALOG IC DESIGN (Professional Elective 3)					

Course Objectives:

The student will be able to

- Understand the behavior of MOS Devices and Small-Signal & Large-Signal Modeling of MOS Transistor and Analog Sub-Circuits.
- Learn and understand CMOS Amplifiers like Differential Amplifiers, Cascode Amplifiers, Output Amplifiers, and Operational Amplifiers.
- Design and Develop the Analog CMOS Circuits for different Analog operations.
- Learn and understand the concepts of Open-Loop Comparators and Different Types of Oscillators like Ring Oscillator, LC Oscillator etc.

UNIT -I:

MOS Devices and Modelling: The MOS Transistor, Passive Components- Capacitor & Resistor, Integrated circuit Layout, CMOS Device Modelling - Simple MOS Large-Signal Model, Other Model Parameters, Small-Signal Model for the MOS Transistor, Computer Simulation Models, Sub-threshold MOS Model.

UNIT -II:

Analog CMOS Sub-Circuits: MOS Switch, MOS Diode, MOS Active Resistor, Current Sinks and Sources, Current Mirrors-Current mirror with Beta Helper, Degeneration, Cascode current Mirror and Wilson Current Mirror, Current and Voltage References, Band gap Reference.

UNIT -III:

CMOS Amplifiers: Inverters, Differential Amplifiers, Cascode Amplifiers, Current Amplifiers, Output Amplifiers, High Gain Amplifiers Architectures.

CMOS Operational Amplifiers: Design of CMOS Op Amps, Compensation of Op Amps, Design of Two-Stage Op Amps, Power- Supply Rejection Ratio of Two-Stage Op Amps, Cascode Op Amps, Measurement Techniques of OP Amp.

UNIT -IV:

Comparators: Characterization of Comparator, Two-Stage, Open-Loop Comparators, Other Open-Loop Comparators, Improving the Performance of Open-Loop Comparators, Discrete-Time Comparators.

UNIT -V:

Oscillators & Phase-Locked Loops: General Considerations, Ring Oscillators, LC Oscillators, Voltage Controlled Oscillators.

Simple PLL, Charge Pump PLLs, Non-Ideal Effects in PLLs, Delay Locked Loops, Applications.



JAWAHARLAL NEHRU TECHNOLOGICAL UNIVERSITY: KAKINADA
KAKINADA – 533 003, Andhra Pradesh, India
DEPARTMENT OF ELECTRONICS AND COMMUNICATION ENGINEERING

TEXT BOOKS:

1. Design of Analog CMOS Integrated Circuits- Behzad Razavi, TMH Edition, Second Edition.
2. CMOS Analog Circuit Design - Philip E. Allen and Douglas R. Holberg, Oxford University Press, International Second Edition/Indian Edition, 2010.

REFERENCES:

1. Analysis and Design of Analog Integrated Circuits- Paul R. Gray, Paul J. Hurst, S. Lewis and R. G. Meyer, Wiley India, Fifth Edition, 2010.
2. Analog Integrated Circuit Design- David A. Johns, Ken Martin, Wiley Student Edn, 2013.

Course Outcomes:

After going through this course, the student will be able to

- Model and simulate different MOS Devices using small signal Model.
- Design and analyze any Analog Circuits in real time applications.
- Apply the concepts Analog Circuit Design to develop various Applications in Real Time.
- Analyze and compare different Open-Loop Comparators and Oscillators.



JAWAHARLAL NEHRU TECHNOLOGICAL UNIVERSITY: KAKINADA
KAKINADA – 533 003, Andhra Pradesh, India
DEPARTMENT OF ELECTRONICS AND COMMUNICATION ENGINEERING

IV Year - I Semester		L	T	P	C
		3	0	0	3
SMART SENSORS (Professional Elective 3)					

OBJECTIVE:

To make student to acquire the knowledge on types of sensors/transducers, working principles, selection procedure, applications of sensing systems

UNIT – I

Introduction to Measurement: Measurement units, applications, elements, choosing appropriate measuring instruments. Instrument Types and Performance Characteristics: Review of instrument types, Static characteristics, dynamic characteristics

Error during measurement process: Sources of systematic error, reduction and quantification of systematic errors, random errors, aggregation of measurement system errors.

Calibration: Calibration of measuring instruments, Primary calibration, secondary calibration and field calibration. Calibration methods for different parameters (temperature, pressure, humidity, flow...etc.). Automatic Calibration mechanisms.

UNIT – II

Temperature Sensors: Thermo-resistive, Resistance Temperature Detectors, Silicon Resistive, Thermistors, Semiconductor, Optical, Acoustic, Piezoelectric

Humidity and Moisture Sensors: Capacitive, Electrical Conductivity, Thermal Conductivity, Optical Hygrometer, Time Domain Reflectometer.

Pressure and Force Sensors: Mercury Pressure, Bellows, Membranes, and Thin Plates, Piezoresistive, Capacitive, Optoelectronic, Vacuum, Strain Gauges, Tactile, Piezoelectric Force

Applications: Case studies in processing industries, indoor environment monitoring in offices, cold storages

UNIT – III

Occupancy and Motion Detectors: Ultrasonic, Microwave Motion, Capacitive Occupancy, Visible and Near-Infrared Light, Far-Infrared Motion, PIR Motion, Position, Displacement, and Level Sensors: Potentiometric, Gravitational, Capacitive, Inductive and Magnetic, Optical, Ultrasonic, Radar

Velocity and Acceleration Sensors: Capacitive Accelerometers, Piezoresistive Accelerometers, Piezoelectric Accelerometers, Thermal Accelerometers, Heated-Plate Accelerometer, Heated-Gas Accelerometer, Gyroscopes, Piezoelectric Cables

Applications: Case studies in manufacturing industries, robotics

UNIT – IV

Flow Sensors: Pressure Gradient Technique, Thermal Transport, Ultrasonic, Electromagnetic, and Micro flow, Coriolis Mass Flow, Acoustic Sensors: Resistive Microphones, Fiber-Optic, Piezoelectric, Solid-State microphone, Light & Radiation Sensors: Photodiodes, Phototransistor, Photo resistors, Thermal detectors



JAWAHARLAL NEHRU TECHNOLOGICAL UNIVERSITY: KAKINADA
KAKINADA – 533 003, Andhra Pradesh, India
DEPARTMENT OF ELECTRONICS AND COMMUNICATION ENGINEERING

Chemical Sensors: Metal-Oxide Chemical, ChemFET, Electro-chemical, Potentiometric, Conduct metric, Amperometric, Optical Chemical, Mass Detector

Applications: Case studies in processing industries, oil and gas industries, water SCADA, pharmaceutical industries

UNIT – V

Introduction to wireless sensor networks, Challenges for wireless sensor networks, Applications for wireless sensor networks, enabling technologies for wireless sensor networks.

Single node architecture – Hardware components, Energy consumption of Sensor nodes (only Operation states with different power consumption, Relationship between computation and communication, Power consumption of sensor and actuators is included), Deployment environments

Sensor Network Architecture - Sensor Network Scenarios, Optimization goals and figures of merit, Design principles of WSN, Service interfaces of WSNs, Gateway-concepts.

TEXT BOOKS:

1. Measurement and Instrumentation Principles - Morris, AlanS
2. An Introduction to Error Analysis by John R.Taylor
3. Sensor Technology Handbook, John S.Wilson
4. Holger Karl & Andreas Willig, "Protocols and Architectures for Wireless Sensor Networks" John-Wiley,First-Edition-2014.

REFERENCE BOOKS

1. Mechanical Measurements – Beckwith, Marangoni,Lienhard
2. Measurement of Systems - Application and design - Earnest O.Doeblin
3. Electronic Instrumentation and Measurement Technique - Albert DHelfrick
4. Kazem Sohraby, Daniel Minoli, &Taieb Znati, “Wireless Sensor Networks- Technology, Protocols, AndApplications”, John Wiley,2007.

Course Outcomes :The student will be able to

- Understand measuring parameters, measuring systems, effects of environment, characteristics and parameters to be considered for designing an instrument
- Understand different types of sensors/transducers, working principles,selection procedure, applications of sensing systems
- Understand Challenges and applications of sensors and sensor networks
- Select a sensor/sensing system for a requirement
- Test, install and collect the data from a group of sensors.
- Derive sensor-based solution for different applications.



JAWAHARLAL NEHRU TECHNOLOGICAL UNIVERSITY: KAKINADA
KAKINADA – 533 003, Andhra Pradesh, India
DEPARTMENT OF ELECTRONICS AND COMMUNICATION ENGINEERING

IV Year - I Semester		L	T	P	C
		3	0	0	3
ADVANCED DIGITAL SIGNAL PROCESSING (Professional Elective 3)					

Course Objectives:

The main objectives of the course are

- To study about discrete time systems and to learn about FFT algorithms.
- To study the design techniques for FIR and IIR digital filters
- To study the finite word length effects in signal processing
- To study the properties of random signal, Multirate digital signal processing and about QMF filters

UNIT –I: Review of DFT, FFT, IIR Filters and FIR Filters: Introduction to filter structures (IIR & FIR). Implementation of Digital Filters, specifically 2nd Order Narrow Band Filter and 1st Order All Pass Filter. Frequency sampling structures of FIR, Lattice structures, Forward prediction error, Back ward prediction error, Reflection coefficients for lattice realization, Implementation of lattice structures for IIR filters, Advantages of lattice structures.

UNIT - II: Non-Parametric Methods: Estimation of spectra from finite duration observation of signals, Nonparametric Methods: Bartlett, Welch & Blackman-Tukey methods, Comparison of all Non-Parametric methods

UNIT – III: Parametric Methods: Autocorrelation & Its Properties, Relation between auto correlation & model parameters, AR Models – Yule-Walker & Burg Methods, MA & ARMA models for power spectrum estimation, Finite word length effect in IIR digital Filters – Finite word-length effects in FFT algorithms.

UNIT –IV: Multi Rate Signal Processing: Introduction, Decimation by a factor D, Interpolation by a factor I, Sampling rate conversion by a rational factor I/D, Multistage Implementation of Sampling Rate Conversion, Filter design & Implementation for sampling rate conversion. Examples of up-sampling using an All Pass Filter.

UNIT –V: Applications of Multi Rate Signal Processing: Design of Phase Shifters, Interfacing of Digital Systems with Different Sampling Rates, Implementation of Narrow Band Low Pass Filters, Implementation of Digital Filter Banks, Sub-band Coding of Speech Signals, Quadrature Mirror Filters, Transmultiplexers, Over Sampling A/D and D/A Conversion.



JAWAHARLAL NEHRU TECHNOLOGICAL UNIVERSITY: KAKINADA
KAKINADA – 533 003, Andhra Pradesh, India
DEPARTMENT OF ELECTRONICS AND COMMUNICATION ENGINEERING

TEXT BOOKS:

1. J.G.Proakis & D. G. Manolakis, “Digital Signal Processing: Principles, Algorithms & Applications”, 4th Edition,PHI,2008.
2. Alan V Oppenheim & Ronald W Schaffer, “Discrete Time signal processing “, PHI. 2nd Edition,1999.
3. Emmanuel C. Ifeache, Barrie. W. Jervis, “DSP – A Practical Approach”, 2nd Edition, PearsonEducation,2000.

REFERENCE BOOKS:

1. S. M .Kay, “Modern spectral Estimation: Theory & Application “, 1988,PHI.
2. P.P.Vaidyanathan, “Multi Rate Systems and Filter Banks”, PearsonEducation.
3. Kaluri V. Rangarao, Ranjan K. Mallik, “Digital Signal Processing: A Practitioner’s Approach”, ISBN: 978-0-470-01769-2, 210 pages, November 2006 JohnWeley.
4. S.Salivahanan, A.Vallavaraj, C.Gnanapriya, “Digital Signal Processing”,2000,TMH

Course Outcomes:

On completion of the course, students will be able to:

- Comprehend the DFT, FFT and IIR filters.
- To study the modern digital signal processing algorithms and applications.
- Have an in-depth knowledge of use of digital systems in real time applications
- Acquire the basics of multi rate digital signal processing and apply the algorithms for wide area of recent applications.
- Analyze the power spectrum estimation and Comprehend the Finite word length effects in Fixed point DSP Systems.



JAWAHARLAL NEHRU TECHNOLOGICAL UNIVERSITY: KAKINADA
KAKINADA – 533 003, Andhra Pradesh, India
DEPARTMENT OF ELECTRONICS AND COMMUNICATION ENGINEERING

IV Year - I Semester		L	T	P	C
		3	0	0	3
AUGMENTED REALITY (Professional Elective 3)					

OBJECTIVE:

The course is designed to impart the fundamentals of augmented reality (AR), and teach how to build an AR experience.

UNIT – I:

Introduction to Augmented Reality: Definition and Scope, a brief history of Augmented Reality, Examples, Other related fields: Virtual Reality, Mixed Reality Continuum, Ubiquitous Computing.

Understanding Virtual Space: Defining visual space and content, defining position and orientation in three dimensions, navigation

UNIT – II:

Understanding human senses and their relationship to Output/Input Devices: The mechanics of sight – visual pathway, spatial vision and depth cues, The mechanics of hearing, mechanics of feeling, Multimodal displays, Visual perception, Requirements and Characteristics, Spatial display model, Visual displays

UNIT – III:

Sensors for tracking position, orientation and motion – Tracking, calibration and registration, coordinate systems, characteristics of tracking technology, Stationary tracking systems, Mobile sensors, optical tracking, sensor fusion, Computer vision for augmented reality – market tracking, multiple-camera infrared tracking, natural feature tracking by detection, incremental tracking, simultaneous localization and mapping, outdoortracking

Devices to enable navigation and interaction – 2D versus 3D interaction and navigation, the importance of a manual interface, hand and gesture tracking, whole body tracking, gaming and entertainment interfaces, navigating with mind.

UNIT – IV:

Software architectures – AR application requirements, software engineering requirements, Distributed object systems, dataflow, scene graphs, developer support.

Applications of Augmented and Virtual Reality: Gaming and Entertainment, Architecture and construction, Health and medicine, Aerospace and defence, education, information control and big data visualization, Tele-robotics and telepresence.

UNIT – V:

Human factors, legal and social considerations – human factor considerations, legal and social considerations, The future of AR – what may drive business cases, an AR developer's wish list, taking AR outdoors, interfacing with smart objects, confluence of VR and AR, augmented humans, AR as dramatic medium, AR as social computing platform.



JAWAHARLAL NEHRU TECHNOLOGICAL UNIVERSITY: KAKINADA
KAKINADA – 533 003, Andhra Pradesh, India
DEPARTMENT OF ELECTRONICS AND COMMUNICATION ENGINEERING

TEXTBOOKS:

1. Augmented Reality – Principles and Practice, Dieter Schmalstieg and Tobias Höllerer, 1st Edition, Addison-Wesley
2. Practical Augmented Reality – A guide to the technologies, applications, and human factors for AR and VR, Steve Aukstakalnis, 1st Edition, Addison-Wesley
3. Understanding Augmented Reality, Concepts and Applications, Alan B. Craig, 1st Edition, Morgan Kaufman

REFERENCE BOOKS:

1. Handbook of Virtual Environments: Design, Implementation, and Applications, Kelly S. Hale and Kay M. Stanney, 2nd Edition, CRC Press
2. Designing Virtual Systems: The Structured Approach, Gerard Jounghyun Kim, Springer
3. Spatial Augmented Reality: Merging Real and Virtual Worlds, Oliver Bimber and Ramesh Raskar, 1st Edition, A K Peters/CRC press.

Course Outcomes:

At the end of the course, students will

- Understand the basics of Augmented Reality
- Understand human senses and their relationship to devices
- Understand various application scenarios of AR
- Understand software architecture



JAWAHARLAL NEHRU TECHNOLOGICAL UNIVERSITY: KAKINADA
KAKINADA – 533 003, Andhra Pradesh, India
DEPARTMENT OF ELECTRONICS AND COMMUNICATION ENGINEERING

IV Year - I Semester		L	T	P	C
		3	0	0	3
SOFTWARE RADIO (Professional Elective4)					

Pre-requisite(s): Basic knowledge of signal processing, concepts in wireless Communication and networks.

Course Objectives: This course enables the students to:

- Understand the basic components of software defined radio.
- Understand the distortion parameters and nonlinear Distortion in Transmitted Signals.
- Calculate power requirement in power amplifier for SDR.
- Understand Digital Pre-distortion Techniques for Linear/Nonlinear Distortion.
- Appraise Digital Pre-distortion Techniques.

UNIT 1: Basic components of software defined radios, Software defined radio architectures Part A, Software defined radio architectures- Part B.

UNIT 2: Distortion parameters, Sources and metrics of distortion in a transceiver, Nonlinear distortion and nonlinearity specifications, Power amplifiers: Nonlinear Distortion in Transmitted Signals.

UNIT 3: Power amplifier Line-up for linearity & power requirement calculations, Linearization Techniques for nonlinear distortion in SDR.

UNIT 4: Predistortion Techniques for nonlinear distortion in SDR.

UNIT 5: Digital Predistortion Techniques for Linear/Nonlinear Distortion.

Textbook:

1. Jeffrey H. Reed “Software Radio: A Modern Approach to radio Engineering”, Pearson Education Asia, 2002

References:

1. Sanjay Kumar, “Wireless Communication the Fundamental and Advanced Concepts” River Publishers, Denmark, 2015 (Indian reprint)
2. https://onlinecourses.nptel.ac.in/noc18_ec01/preview.

Course Outcomes: After the completion of this course, students will be to:

- Able to analyze the basic components of software defined radio.
- Demonstrate understanding about distortion parameters and nonlinear Distortion in Transmitted Signals
- Able to calculate power requirement in power amplifier for SDR
- Demonstrate understanding about Digital Pre-distortion Techniques for Linear/Nonlinear Distortion
- Design and analyze the various algorithms used for software defined radio.



JAWAHARLAL NEHRU TECHNOLOGICAL UNIVERSITY: KAKINADA
KAKINADA – 533 003, Andhra Pradesh, India
DEPARTMENT OF ELECTRONICS AND COMMUNICATION ENGINEERING

IV Year - I Semester		L	T	P	C
		3	0	0	3
LOW POWER VLSI DESIGN (Professional Elective 4)					

Course Objectives:

- Known the low power low voltage VLSI design
- Understand the impact of power on system performances.
- Known about different Design approaches.
- Identify suitable techniques to reduce power dissipation in combinational and sequential circuits.

UNIT –I:

Fundamentals: Need for Low Power Circuit Design, Sources of Power Dissipation – Switching Power Dissipation, Short Circuit Power Dissipation, Leakage Power Dissipation, Glitching Power Dissipation, Short Channel Effects – Drain Induced Barrier Lowering and Punch Through, Surface Scattering, Velocity Saturation, Impact Ionization, Hot Electron Effect.

UNIT –II:

Supply Voltage Scaling for Low Power: Device Feature Size Scaling, Constant-Field Scaling, Constant-Voltage Scaling, Architectural-Level Approaches: Parallelism for Low Power, Pipelining for Low Power, Combining Parallelism with Pipelining, Voltage Scaling Using High-Level Transformations: Multilevel Voltage Scaling Challenges in MVS Voltage Scaling Interfaces, Static Timing Analysis Dynamic Voltage and Frequency Scaling

UNIT -III

Low-Power Design Approaches: Low-Power Design through Voltage Scaling – VTCMOS circuits, MTCMOS circuits, Architectural Level Approach – Pipelining and Parallel Processing Approaches. Power Gating, Clock Gating Versus Power Gating, Power-Gating Issues, Isolation Strategy, State Retention Strategy, Power-Gating Controller, Power Management, Combining DVFS and Power Management.

UNIT –IV:

Low-Voltage Low-Power Adders: Introduction, Standard Adder Cells, CMOS Adder's Architectures – Ripple Carry Adders, Carry Look-Ahead Adders, Carry Select Adders, Carry Save Adders, Low-Voltage Low-Power Design Techniques – Trends of Technology and Power Supply Voltage.

Low-Voltage Low-Power Multipliers: Introduction, Overview of Multiplication, Types of Multiplier Architectures, Braun Multiplier, Baugh-Wooley Multiplier, Introduction to Wallace Tree Multiplier.



JAWAHARLAL NEHRU TECHNOLOGICAL UNIVERSITY: KAKINADA
KAKINADA – 533 003, Andhra Pradesh, India
DEPARTMENT OF ELECTRONICS AND COMMUNICATION ENGINEERING

UNIT –V:

Low-Voltage Low-Power Memories: Basics of ROM, Low-Power ROM Technology, Future Trend and Development of ROMs, Basics of SRAM, Memory Cell, Pre-charge and Equalization Circuit, Low-Power SRAM Technologies, Basics of DRAM, Self-Refresh Circuit, Future Trend and Development of DRAM.

TEXT BOOKS:

1. CMOS Digital Integrated Circuits – Analysis and Design – Sung-Mo Kang, Yusuf Leblebici, TMH, 2011.
2. Low-Voltage, Low-Power VLSI Subsystems – Kiat-Seng Yeo, Kaushik Roy, TMH Professional Engineering, 1st edition, 2004

REFERENCE BOOKS:

1. Introduction to VLSI Systems: A Logic, Circuit and System Perspective – Ming-BO Lin, CRC Press, 2011
2. Low Power CMOS VLSI Circuit Design – Kaushik Roy, Sharat C. Prasad, John Wiley & Sons, 2000.
3. Practical Low Power Digital VLSI Design – Gary K. Yeap, Kluwer Academic Press, 2002.
4. Leakage in Nanometer CMOS Technologies – Siva G. Narendran, Anatha Chandrakasan, Springer, 2005.

Course Outcomes:

Upon completing this course, the student will be able to

- Understand the need of Low power circuit design.
- Attain the knowledge of architectural approaches.
- Analyze and design Low-Voltage Low-Power combinational circuits.
- Known the design of Low-Voltage Low-Power Memories



JAWAHARLAL NEHRU TECHNOLOGICAL UNIVERSITY: KAKINADA
KAKINADA – 533 003, Andhra Pradesh, India
DEPARTMENT OF ELECTRONICS AND COMMUNICATION ENGINEERING

IV Year - I Semester		L	T	P	C
		3	0	0	3
EMBEDDED SYSTEMS (Professional Elective 4)					

Course Objectives:

The main objectives of this course are given below:

- The basic concepts of an embedded system are introduced.
- The various elements of embedded hardware and their design principles are explained.
- Different steps involved in the design and development of firmware for embedded systems is elaborated.
- Internals of Real-Time operating system and the fundamentals of RTOS based embedded firmware design is discussed.
- Fundamental issues in hardware software co-design were presented and explained.
- Familiarize with the different IDEs for firmware development for different family of processors/controllers and embedded operating systems.
- Embedded system implementation and testing tools are introduced and discussed.

UNIT-I

INTRODUCTION: Embedded system-Definition, history of embedded systems, classification of embedded systems, major application areas of embedded systems, purpose of embedded systems, the typical embedded system-core of the embedded system, Memory, Sensors and Actuators, Communication Interface, Embedded firmware, Characteristics of an embedded system, Quality attributes of embedded systems, Application-specific and Domain-Specific examples of an embedded system.

UNIT-II

EMBEDDED HARDWARE DESIGN: Analog and digital electronic components, I/O types and examples, Serial communication devices, Parallel device ports, Wireless devices, Timer and counting devices, Watchdog timer, Real time clock.

UNIT-III

EMBEDDED FIRMWARE DESIGN: Embedded Firmware design approaches, Embedded Firmware development languages, ISR concept, Interrupt sources, Interrupt servicing mechanism, Multiple interrupts, DMA, Device driver programming, Concepts of C versus Embedded C and Compiler versus Cross-compiler.

UNIT-IV

REAL TIME OPERATING SYSTEM: Operating system basics, Types of operating systems, Tasks, Process and Threads, Multiprocessing and Multitasking, Task Scheduling, Threads, Processes and Scheduling, Task communication, Task synchronization.



JAWAHARLAL NEHRU TECHNOLOGICAL UNIVERSITY: KAKINADA
KAKINADA – 533 003, Andhra Pradesh, India
DEPARTMENT OF ELECTRONICS AND COMMUNICATION ENGINEERING

IV Year - I Semester		L	T	P	C
		3	0	0	3
DSP PROCESSORS and ARCHITECTURES (Professional Elective 4)					

Course Objectives:

- To recall the various techniques of digital signal processing.
- To introduce the architectural features of programmable DSP Processors of Texas Instruments (TI) and Analog devices (AD).
- To understanding the practical examples of DSP Processor architectures.
- To develop programming knowledge by using Instruction set of DSP Processors.
- To know the interfacing techniques to I/O devices and memory.

UNIT-I:**Introduction to Digital Signal Processing**

Introduction, a Digital signal-processing system, the sampling process, discrete time sequences, Discrete Fourier Transform (DFT) and Fast Fourier Transform (FFT), Linear time-invariant systems, Digital filters, Decimation and interpolation.

Computational Accuracy in DSP Implementations

Number formats for signals and coefficients in DSP systems, Dynamic Range and Precision, Sources of error in DSP implementations, A/D Conversion errors, DSP Computational errors, D/A Conversion Errors, Compensating filter.

UNIT-II:**Architectures for Programmable DSP Devices**

Basic Architectural features, DSP Computational Building Blocks, Bus Architecture and Memory, Data Addressing Capabilities, Address Generation UNIT, Programmability and Program Execution, Speed Issues, Features for External interfacing.

UNIT-III:**Programmable Digital Signal Processors**

Commercial Digital signal-processing Devices, Data Addressing modes of TMS320C54XX DSPs, Data Addressing modes of TMS320C54XX Processors, Memory space of TMS320C54XX Processors, Program Control, TMS320C54XX Instructions and Programming, On-Chip Peripherals, Interrupts of TMS320C54XX Processors, Pipeline Operation of TMS320C54XX Processors.

UNIT-IV:**Analog Devices Family of DSP Devices**

Analog Devices Family of DSP Devices – ALU and MAC block diagram, Shifter Instruction, Base Architecture of ADSP 2100, ADSP-2181 high performance Processor.

Introduction to Black fin Processor - The Black fin Processor, Introduction to Micro Signal Architecture, Overview of Hardware Processing Units and Register files, Address Arithmetic Unit, Control Unit, Bus Architecture and Memory, Basic Peripherals



JAWAHARLAL NEHRU TECHNOLOGICAL UNIVERSITY: KAKINADA
KAKINADA – 533 003, Andhra Pradesh, India
DEPARTMENT OF ELECTRONICS AND COMMUNICATION ENGINEERING

UNIT-V:

Interfacing Memory and I/O Peripherals to Programmable DSP Devices

Memory space organization, External bus interfacing signals, Memory interface, Parallel I/O interface, Programmed I/O, Interrupts and I/O, Direct memory access (DMA).

TEXT BOOKS:

1. Digital Signal Processing – Avtar Singh and S. Srinivasan, Thomson Publications, 2004.
2. A Practical Approach To Digital Signal Processing - K Padmanabhan, R. Vijayarajeswaran, Ananthi. S, New Age International, 2006/2009
3. Embedded Signal Processing with the Micro Signal Architecture: Woon-Seng Gan, Sen M. Kuo, Wiley-IEEE Press, 2007

REFERENCE BOOKS:

1. Digital Signal Processors, Architecture, Prog and Applications-B. Venkataramani and M. Bhaskar, 2002, TMH.
2. DSP Processor Fundamentals, Architectures & Features – Lapsley et al. 2000, S. Chand & Co.
3. Digital Signal Processing App Using the ADSP-2100 Family by The Applications Engineering Staff of Analog Devices, DSP Division, Edited by Amy Mar, PHI
4. The Scientist and Engineer's Guide to Digital Signal Processing by Steven W. Smith, Ph.D., California Technical Publishing, ISBN 0-9660176-3-3, 1997.

Course Outcomes:

Upon the completion of course, student able to

- Understand the basic concepts of Digital Signal Processing.
- To differentiate the architectural features of General purpose processors and DSP processors.
- Understand the architectures of TMS320C54xx devices and ADSP 2100 DSP devices.
- Write the simple assembly language programs by using instruction set of TMS320C54xx.
- To interface the various devices to DSP Processors.



JAWAHARLAL NEHRU TECHNOLOGICAL UNIVERSITY: KAKINADA
KAKINADA – 533 003, Andhra Pradesh, India
DEPARTMENT OF ELECTRONICS AND COMMUNICATION ENGINEERING

IV Year - I Semester		L	T	P	C
		3	0	0	3
MULTI MEDIA COMMUNICATION (Professional Elective 4)					

Course objectives: This course will enable students to

- Define the Multimedia Communication Models
- Explain Multimedia Transport in Wireless Networks
- Solve the Security issues in multimedia networks
- Illustrate real-time multimedia network applications.
- Explain different network layer based application.

Unit-I: Introduction and tools used for MM content development , Media interaction, bimodality of human speech, Lip reading, speech driven talking heads, Lip synchronization, Lip tracking, Audio to visual mapping.

Unit-II: Biomodal person verification, Joint AV coding, Multimedia processing, Digital media, Signal processing elements, Challenges in MM processing, Perceptual coding of Digital Audio.

Unit-III: Transform audio coders, Image coding, video coding, Water marking techniques, Organization, Storage and retrieval, ANNs for MMSP.

Unit-IV: Distributed MM systems, Multimedia processors, Multimedia OS, Multimedia communication standards, MPEG-1, MPEG-2, MPEG-4, MPEG-7.

Unit-V: Real time multimedia across Internet, packet audio/video multimedia transport across IP/ATM Network, Wireless multimedia, mobile multimedia access for internet, multimedia PCS.

Text Book:

1. Multimedia Communication Systems: Techniques and Standards, KR RAO et al, Pearson, 2002.
2. Insight into Mobile Multimedia Communication : D. BULL et al, Academic Press, 1999
3. Multimedia Systems Design : PK ANDLEIGH , K. THAKKAR, PHI, 2002
4. Multimedia, TAY VAUGHAN, 5/e, TMH, 2001

Course Outcomes:

- Develop the multimedia content using multimedia tools
- Understand various audio, video and joint coding techniques.
- Identify the requirements of real time multimedia transfer on IP networks.
- Study different types of multimedia processors



JAWAHARLAL NEHRU TECHNOLOGICAL UNIVERSITY: KAKINADA
KAKINADA – 533 003, Andhra Pradesh, India
DEPARTMENT OF ELECTRONICS AND COMMUNICATION ENGINEERING

IV Year - I Semester	L	T	P	C
	0	0	3	1.5
INTERNET OF THINGS LAB				

List of Experiments:

1. Introduction to Raspberry Pi Board/ Arduino/NodeMCU.
2. Familiarization with ARM keil MDK for programming and debugging an application on the PSoC 4 BLE chip and perform necessary software installation.
3. To interface Push button/Digital sensor (IR/LDR) with ARM keil MDK on PSoC 4 BLE chip and write a program to turn ON LED when push button is pressed or at sensor detection.
4. Set up a Bluetooth Low Energy (namely Bluetooth Smart) connection between the PSoC BLE kit and a smart phone and use an app to send and receive data to and from the BLE Pioneerkit.
5. To interface capacitor sensor (touch sensor) with smart phone and write a program to turn RGB LED ON/OFF when '1'/'0' is received from smart phone using Bluetooth.
6. Automatic street light control to control the street light (Turn on and off based on the light) using Arduino/ Node MCU/RaspberryPi
7. Smoke Detection using MQ-2 GasSensor
8. Detecting obstacle with IR Sensor and Arduino/ Node MCU/RaspberryPi
9. Arduino board interfacing with the temperature and humidity sensor and prints the output on LCD / serial monitor
10. Write an Arduino program for interfacing Arduino board with the Ultrasonic sound sensor and print the output on Serial monitor.

Equipment required for Laboratories:

Arduino/Node MCU/Raspberry Pi + PSoC 4 BLE Bluetooth Low Energy Pioneer Kit + Hardware, MQ-2 Gas Sensor, Ultrasonic sound sensor.



JAWAHARLAL NEHRU TECHNOLOGICAL UNIVERSITY: KAKINADA
KAKINADA – 533 003, Andhra Pradesh, India
DEPARTMENT OF ELECTRONICS AND COMMUNICATION ENGINEERING

IV Year - I Semester		L	T	P	C
		0	0	3	1.5
MICROWAVE AND OPTICAL COMMUNICATION ENGINEERING LAB					

Minimum Twelve Experiments to be conducted:

Part-A (Any 7 Experiments (8 & 9 Compulsory))

1. Reflex Klystron Characteristics.
2. Gunn Diode Characteristics.
3. Attenuation Measurement.
4. Directional Coupler Characteristics.
5. Impedance and Frequency Measurement.
6. Scattering parameters of Circulator.
7. Scattering parameters of Magic Tee.
8. Radiation Pattern of Horn and Parabolic Antennas.
9. Synthesis of Microstrip antennas (Rectangular Structure) Using any Industry standard Simulation Software.

Part – B (Any 5 Experiments) :

10. Characterization of LED.
11. Characterization of Laser Diode.
12. Intensity modulation of Laser output through an optical fiber.
13. Measurement of Data rate for Digital Optical link.
14. Measurement of NA.
15. Measurement of losses for Analog Optical link.

Equipment required for Laboratories:

1. Regulated Klystron Power Supply, Klystron mount
2. VSWR Meter
3. Micro Ammeter
4. Multimeter
5. CRO
6. GUNN Power Supply, Pin Modulator
7. Crystal Diode detector
8. Micro wave components (Attenuation)
9. Frequency Meter
10. Slotted line carriage
11. Probe detector
12. Wave guide shorts
13. SSTuner
14. Directional Coupler
15. E, H, Magic Tees
16. Circulators, Isolator
17. Matched Loads



JAWAHARLAL NEHRU TECHNOLOGICAL UNIVERSITY: KAKINADA
KAKINADA – 533 003, Andhra Pradesh, India
DEPARTMENT OF ELECTRONICS AND COMMUNICATION ENGINEERING

IV Year - II Semester		L	T	P	C
		3	0	0	3
WIRELESS COMMUNICATION (Professional Elective 5)					

Course Objectives:

The student will be introduced to:

- The Aim of this course is to introduce the fundamental technologies for wireless Communication and networking
- Introducing the concepts of Multiple Access Schemes
- Introducing the comprehensive exposure to the fast-evolving high-tech fields of Wireless communications
- It introduces the latest technologies such as CDMA, OFDM, and MIMO, which form the bedrock of 3G/4G wireless networks

UNIT I

Introduction to 3G/4G Wireless Communications: Introduction, 2G Wireless Standards, 3G Wireless Standards, 4G Wireless Standards, Overview of Cellular Service Progression Principles of Wireless Communications: The Wireless Communication Environment, Modeling of Wireless Systems, System Model for Narrowband Signals, Rayleigh Fading Wireless Channel, BER Performance of Wireless Systems: SNR in a Wireless System, BER in Wireless Communication System, Rayleigh BER at High SNR. Intuition for BER in a Fading Channel. Channel Estimation in Wireless Systems, Diversity in Wireless Communication.

UNIT II

Code Division for Multiple Access (CDMA): Introduction to CDMA, Basic CDMA Mechanism, Fundamentals of CDMA Codes, Spreading Codes based on Pseudo-Noise (PN) Sequences, Correlation Properties of Random CDMA Spreading Sequences, Multi-User CDMA, Advantages of CDMA.

UNIT III

Multiple-Input Multiple-Output Wireless Communications: Introduction to MIMO Wireless Communications, MIMO System Model, MIMO Zero-forcing (ZF) Receiver, MIMO MMSE Receiver, Singular Value Decomposition (SVD) of the MIMO Channel, Singular Value Decomposition (SVD) and MIMO Capacity

UNIT IV

Orthogonal Frequency-Division Multiplexing: Introduction, Motivation and Multicarrier Basics, OFDM Example, Bit-Error Rate (BER) for OFDM, MIMO-OFDM, Effect of Frequency Offset in OFDM, OFDM – Peak-to-Average Power Ratio (PAPR), SC-FDMA.

UNIT V

Satellite-Based Wireless Systems: Introduction, Satellite Orbits, Use of Satellites for Communication, Satellites and Transponders, Signal and Noise Calculations, Systems



JAWAHARLAL NEHRU TECHNOLOGICAL UNIVERSITY: KAKINADA
KAKINADA – 533 003, Andhra Pradesh, India
DEPARTMENT OF ELECTRONICS AND COMMUNICATION ENGINEERING

Using Geostationary Satellites, Systems Using Low-Earth-Orbit Satellites, Systems Using Medium Earth-Orbit Satellites.

TEXTBOOKS:

1. Principles of Modern Wireless Communication Systems – Aditya K Jagannathan, McGraw Hill publishers, 2017
2. Wireless Communication Technology – Blake, Delmar/Cengage Learning India, first Edition, 2012

REFERENCES:

1. Wireless Communications and Networking – Vijay K. Garg, Morgan Kaufmann, 2007

Course Outcomes:

After going through this course, the student will be able to

- Know about the Wireless systems and Standards (1G/2G/3G systems).
- Concept and analysis of CDMA-based wireless networks.
- Understand the concepts of Multiple-Input Multiple-Output (MIMO).
- Understand the modern wireless systems using OFDM.
- Analysis of Satellite-Based Wireless systems.



JAWAHARLAL NEHRU TECHNOLOGICAL UNIVERSITY: KAKINADA
KAKINADA – 533 003, Andhra Pradesh, India
DEPARTMENT OF ELECTRONICS AND COMMUNICATION ENGINEERING

IV Year - II Semester		L	T	P	C
		3	0	0	3
VLSI TESTING & TESTABILITY (Professional Elective 5)					

Course Objectives:

- To impart knowledge on the basic faults that occur in digital systems
- To describe fault detection techniques in combinational circuits.
- To outline procedures to generate test patterns for detecting single stuck faults in combinational and sequential circuits.
- To explain design for testability techniques with improved fault coverage.
- To introduce BIST concepts and specific architectures.
- To give exposure to approaches for introducing BIST into logic circuits, memories and embedded cores.

UNIT I

Introduction to Test and Design for Testability (DFT) Fundamentals Modelling: Modelling digital circuits at logic level, register level and structural models, Levels of modelling. Logic Simulation: Types of simulation, Delay models, Element evaluation, Hazard detection, Gate level event driven simulation.

UNIT II

Fault Modelling – Logic fault models, Fault detection and redundancy, Fault equivalence and fault location. Single stuck and multiple stuck – Fault models. Fault simulation applications, General techniques for Combinational circuits.

UNIT III

Testing for single stuck faults (SSF), Automated test pattern generation (ATPG/ATG) for SSFs in combinational and sequential circuits, Functional testing with specific fault models, Vector simulation – ATPG vectors, formats, Compaction and compression, Selecting ATPG Tool.

UNIT IV

Design for testability – testability trade-offs, techniques. Scan architectures and testing – controllability and Observability generic boundary scan, full integrated scan, storage cells for scan design. Board level and system level DFT approaches. Boundary scan standards. Compression techniques – different techniques, syndrome test and signature analysis

UNIT V

Built-in self-test (BIST): BIST Concepts and test pattern generation. Specific BIST Architectures – CSBL, BEST, RTS, LOCST, STUMPS, CBIST, CEBS, RTD, SST, CATS, CSTP, BILBO, Brief ideas on some advanced BIST concepts and design for self-test at board level. Memory BIST (MBIST): Memory test architectures and techniques – Introduction to memory test, Types of memories and integration, Embedded memory testing model. Memory test requirements for MBIST, Brief ideas on embedded core testing



JAWAHARLAL NEHRU TECHNOLOGICAL UNIVERSITY: KAKINADA
KAKINADA – 533 003, Andhra Pradesh, India
DEPARTMENT OF ELECTRONICS AND COMMUNICATION ENGINEERING

TEXT BOOKS:

1. Miron Abramovici, Melvin A. Breur, Arthur D. Friedman, Digital Systems Testing and Testable Design, Jaico Publishing House, 2001.
2. Alfred Crouch., Design for Test for Digital ICs & Embedded Core Systems, Prentice Hall.

REFERENCES:

1. Robert J. Feugate, Jr., Steven M. Mentyn, Introduction to VLSI Testing, Prentice Hall, Englehood Cliffs, 1998.
2. Bushnell, M., and Agrawal, Vishwani D, Essentials of Electronic Testing for Digital, Memory and Mixed-Signal VLSI Circuits, Kluwer Academic Publishers, 2002

Course Outcomes:

- Model digital circuits at logic and RTL levels
- Simulate digital ICs in the presence of faults and evaluate the given test set for fault coverage
- Generate test patterns for detecting single stuck faults in combinational and sequential circuits
- Identify schemes for introducing testability into digital circuits with improved fault coverage
- Compare different approaches for introducing BIST into logic circuits, memories and embedded cores



JAWAHARLAL NEHRU TECHNOLOGICAL UNIVERSITY: KAKINADA
KAKINADA – 533 003, Andhra Pradesh, India
DEPARTMENT OF ELECTRONICS AND COMMUNICATION ENGINEERING

IV Year - II Semester		L	T	P	C
		3	0	0	3
MACHINE LEARNING & ARTIFICIAL INTELLIGENCE (Professional Elective 5)					

OBJECTIVE:

To familiarize students with basic concepts, theories and advancements in ML and AI and help them in understanding the mathematics behind algorithms and apply them in real world scenarios

UNIT – I

Introduction to ML/AI - AI Foundation, history of AI, latest advancements and applications
 Machine Learning – I: Linear Regression - Learn to implement linear regression and predict continuous data values, Clustering - Learn how to create segments based on similarities using K-Means and Hierarchical clustering

UNIT – II

Machine Learning – II: Naïve Bayes and Logistic regression - Understand how supervised learning is used for classification, Support vector machines - Learn to classify data points using support vectors, decision trees - Tree-based model that is simple and easy to use. Learn the fundamentals on how to implement them

Natural Language Processing: Basics of text processing, lexical processing - Learn to extract features from unstructured text and build machine learning models on text data, syntax and semantics - Conduct sentiment analysis, learn to parse English sentences and extract meaning from them

UNIT – III

Deep learning & Neural Networks: Information flow in neural networks - Understand the components and structure of artificial neural networks, Training a neural network - Learn the latest techniques used to train highly complex neural networks, Convolutional neural networks - Use CNN's to solve complex image classification problems, Recurrent neural networks - Study LSTMs and RNN's applications in text analytics, Creating and deploying networks using TensorFlow and Keras (Deep Learning Library) - Build and deploy your own deep neural networks on a website, learn to use Tensor Flow API and Keras.

UNIT – IV

Graphical Models: Introduction to Bayesian methods, Graphical models - Study probabilistic way of modelling systems - Markov properties, Factor Graphs and Bayesian belief networks, Learning and Inference - Learn how graphics models are used for supervised and unsupervised learning



JAWAHARLAL NEHRU TECHNOLOGICAL UNIVERSITY: KAKINADA
KAKINADA – 533 003, Andhra Pradesh, India
DEPARTMENT OF ELECTRONICS AND COMMUNICATION ENGINEERING

UNIT – V

Reinforcement Learning: Introduction to RL, understand how machines can be programmed to learn by themselves, Exact methods - Learn the math behind Exact Statistics - Dynamic Programming, Monte Carlo methods, Temporal Difference Learning, Approximate Methods - Learn policy gradient methods and their applications in learning

TEXTBOOKS:

1. Machine Learning, by Tom M Mitchell, Indian Edition, McGraw Hill, first Edition 2017.
2. Deep Learning by Goodfellow, Bengio, Courville. The MIT Press, 2016
3. Elaine Rich and Kevin Knight, “Artificial Intelligence”, Tata McGraw Hill, 3rd Edition 2008.

REFERENCE BOOKS

1. Understanding Machine Learning: From Theory to Algorithms, by Shai Shalev-Shwartz and Shai Ben-David, 1st Edition, Cambridge University Press, 2014.
2. Artificial Intelligence - A Modern Approach by Stuart Russell & Peter Norvig, Prentice Hall, 3rd Edition, 2009.

Course Outcomes:

The student should be able to:

- Understand machine learning concepts and range of problems that can be handled by machine learning.
- Apply the machine learning concepts in real life problems.
- Understand artificial neural networks concept and apply techniques to train the neural networks
- Understand how graphical models are used for supervised and unsupervised learning
- Understand Reinforcement Learning concept and applications
- Modify the algorithms based on need



JAWAHARLAL NEHRU TECHNOLOGICAL UNIVERSITY: KAKINADA
KAKINADA – 533 003, Andhra Pradesh, India
DEPARTMENT OF ELECTRONICS AND COMMUNICATION ENGINEERING

IV Year - II Semester		L	T	P	C
		3	0	0	3
SPEECH PROCESSING (Professional Elective 5)					

Course Objectives:

The main objectives of the course are as follows:

- Understand the mechanism of human speech production and articulation
- Understand time and frequency domain methods of speech processing
- Understand linear predictive analysis for speech signals and LPC
- Study the algorithms and models involved for speaker and speech recognition systems

Unit I

Mechanics of speech

Speech production: Mechanism of speech production, Acoustic phonetics, The Acoustic Theory of Speech Production: Uniform lossless tube, Effects of losses in the vocal tract, Digital models for speech signals: Vocal tract, Radiation, Excitation, Auditory perception: psycho acoustics. Representations of speech waveform: Sampling of speech signals, Quantization.

Unit II

Time and frequency domain methods for speech processing

Time domain parameters of Speech signal: Short-Time Energy, Average Magnitude, Average Zero crossing Rate, Silence Discrimination using ZCR and energy, Short Time Auto Correlation Function, Pitch period estimation using Auto Correlation Function.
 Short Time Fourier analysis: Fourier transform and linear filtering interpretations, Sampling rates in time and frequency, Pitch detection, Analysis by Synthesis, Analysis synthesis systems: Phase vocoder, Channel Vocoder, Median Smoothing, Spectrographic displays

Unit III

Linear predictive analysis of speech

Basic Principles of linear predictive analysis: Auto correlation method, Covariance method, Solution of LPC equations: Cholesky method, Durbin's Recursive algorithm, Application of LPC parameters: Pitch detection using LPC parameters, Formant analysis using LPC parameters, VELP. Relations Between the Various Speech Parameters, CELP.

Unit IV

Application of speech processing

Voice response systems: General considerations in the design of voice response systems, A multiple output digital voice response system, Speaker recognition systems: Speaker verification system, Speaker identification system.

UNIT V

Speech recognition systems: Isolated digit recognition system, Continuous digit recognition system. Typical applications of computer voice response systems: Wiring communication equipment, Information retrieval systems



JAWAHARLAL NEHRU TECHNOLOGICAL UNIVERSITY: KAKINADA
KAKINADA – 533 003, Andhra Pradesh, India
DEPARTMENT OF ELECTRONICS AND COMMUNICATION ENGINEERING

Text books:

1. L. R. Rabiner and R. W. Schaffer, Digital Processing of Speech signals, Prentice Hall, 2004
2. Ben Gold and Nelson Morgan, Speech and Audio Signal Processing, John Wiley and Sons Inc., Singapore, 2004

References:

1. Quatieri, Discrete-time Speech Signal Processing, Prentice Hall, 2001
2. L.R. Rabiner and B. H. Juang, Fundamentals of speech recognition, Prentice Hall, 1999.

Course Outcomes:

At the end of this course the student will be able to:

- Summarize the mechanism of human speech production and articulation
- Identify the time domain speech signal parameters
- Differentiate time and frequency domain methods of speech processing
- Attribute linear predictive analysis for speech signals
- Explain the solutions for LPC equations
- Implement the different algorithms and models involved for speaker and speech recognition systems



JAWAHARLAL NEHRU TECHNOLOGICAL UNIVERSITY: KAKINADA
KAKINADA – 533 003, Andhra Pradesh, India
DEPARTMENT OF ELECTRONICS AND COMMUNICATION ENGINEERING

IV Year - II Semester		L	T	P	C
		3	0	0	3
INDUSTRIAL INTERNET OF THINGS (PROFESSIONAL ELECTIVE-5)					

Course Objectives:

The main objectives of this course are:

- Learn and understand the Importance of IoT in industrial applications
- Know how IoT has become a game changer in the new economy where the customers are looking for integrated value.
- Apply the IoT concepts in building solutions to Industrial problems
- Learn and understand the tools and techniques that enable IoT solution and Security aspects.

UNIT-I

INTRODUCTION: Introduction to IoT, IoT Vs. IIoT, History of IIoT, Components of IIoT - Sensors, Interface, Networks, People & Process, Hype cycle, IOT Market, Trends & future Real life examples, Key terms of IoT– IoT Platform, Interfaces, API, clouds, Data Management Analytics, Mining & Manipulation; Role of IIoT in Manufacturing Processes Use of IIoT in plant maintenance practices, Sustainability through Business excellence tools Challenges and Benefits in implementing IIoT.

UNIT-II

ARCHITECTURES: Overview of IoT components, Various Architectures of IoT and IIoT, Advantages & disadvantages, Industrial Internet - Reference Architecture; IIoT System components: Sensors, Gateways, Routers, Modem, Cloud brokers, servers and its integration, WSN, WSN network design for IoT.

SENSORS AND INTERFACING: Introduction to sensors, Transducers, Classification, Roles of sensors in IIoT, Various types of sensors, Design of sensors, sensor architecture, special requirements for IIoT sensors, Role of actuators, types of actuators. Hardwire the sensors with different protocols such as HART, MODBUS-Serial & Parallel, Ethernet, BACnet, Current, M2M etc.

UNIT-III

PROTOCOLS AND CLOUD: Need of protocols; Types of Protocols, Wi-Fi, Wi-Fi direct, Zigbee, Z wave, BACnet, BLE, Modbus, SPI, I2C, IIoT protocols –COAP, MQTT, 6LoWPAN, LWM2M, AMPQ IIoT cloud platforms: Overview of COTS cloud platforms, Predix, PTC Thing Worx, Microsoft Azure etc. Data analytics, cloud services, Business models: SaaS, PaaS, IaaS.

UNIT-IV

SECURITY: Introduction to web security, Conventional web technology and relationship with IIoT, Vulnerabilities of IoT, Privacy, Security requirements, Threat analysis, Trust, IoT security tomography and layered attacker model, Identity establishment, Access control, Message



JAWAHARLAL NEHRU TECHNOLOGICAL UNIVERSITY: KAKINADA
KAKINADA – 533 003, Andhra Pradesh, India
DEPARTMENT OF ELECTRONICS AND COMMUNICATION ENGINEERING

integrity, Non-repudiation and availability, Security model for IoT, Network security techniques Management aspects of cyber security.

ANALYTICS: IoT Analytics: Role of Analytics in IoT, Data visualization Techniques.

UNIT-V

DIGITAL TWIN: Introduction to Digital Twin, need for Digital Twin, Elements of Digital Twin, Digital Twin process design and information requirements, Digital twin conceptual architecture - create, communicate, Aggregate, Analyze, Insight, Act, driving business value through digital twin.

DIGITAL TWIN FOR ASSET: Digitalizing asset behaviour using simulated mathematical modelling and building Digital Twin - Need, Benefits, Architecture, Models and Use cases - Predictive and Prescriptive maintenance.

TEXT BOOKS:

1. Building the Internet of Things with IPv6 and MIPv6: The Evolving World of M2M Communications, by Daniel Minoli, Bernd Scholz-Reiter, Florian, Willy Publication
2. Digital Twin Technologies and Smart Cities by Farsi, M., Daneshkhah, A., Hosseinian-Far, A., Jahankhani, H., Springer International Publishing, 2020.
3. Architecting the Internet of Things, by Michahelles, Springer, 2011

REFERENCES:

1. The Internet of Things Connecting Objects to the Web” by Hakima Chaouchi, Willy Publications
2. The Internet of Things: Key Applications and Protocols, Olivier Hersent, David Boswarthick, Omar Elloumi, 2nd Edition, Willy Publications
3. Inside the Internet of Things (IoT), Deloitte University Press
4. Internet of Things- From Research and Innovation to Market Deployment; By Ovidiu & Peter; River Publishers Series
5. Five thoughts from the Father of the Internet of Things; by Phil Wainewright - Kevin Ashton
6. How Protocol Conversion Addresses IIoT Challenges: White Paper By RedLion.
7. <https://www.ge.com/digital/applications/digital-twin>
8. <https://www2.deloitte.com/us/en/insights/focus/industry-4-0/digital-twin-technology-smart-factory.html>

Course Outcomes:

At the end of this course the student will be able to:

- Understand the elements of IoT to build a total control plane in an Industrial application
- Apply M2M protocols for development of IoT Applications.
- Learn and understand the concept of digitalization and data acquisition.
- Build smart factory based on the IoT concepts
- Build Industrial Digital Twins.



JAWAHARLAL NEHRU TECHNOLOGICAL UNIVERSITY: KAKINADA
KAKINADA – 533 003, Andhra Pradesh, India
DEPARTMENT OF ELECTRONICS AND COMMUNICATION ENGINEERING

IV Year - II Semester		L	T	P	C
		3	0	0	3
3D PRINTING Open Elective (OE2)					

Course Objectives:

The main objectives of this course are:

- The course aims at the importance of Additive Manufacturing, classifications, models, specifications of various Additive Manufacturing Techniques.
- Principles and operation of 3Dp, Various types of 3DP
- Techniques of printing electronics
- To learn the data formats and soft-wares required
- The applications of RP

UNIT-I

Introduction to Prototyping, Traditional Prototyping Vs Rapid Prototyping (RP), Need for time compression in product development, Distinction between RP and CNC and other related technologies, Classification of RP, commonly used terms, advantages and limitations of rapid prototyping.

UNIT-II

Three-Dimensional Printing (3DP)

Overview of 3DP, 3D Printer, 3D Systems, and Z Corporation, ExOne - Metal and Molding Sand Printer, Metal Line: Direct Metal Printer, Molding Sand Line: Direct Core and Mold-Making Machine, Soligen - Direct Shell Production Casting (DSPC), Voxel jet- 3D Printing System, Optomec - Maskless Mesoscale Material Deposition (M3D),

UNIT-III

Techniques for printing electronics, printing electronics, 2D-printing technologies- Flexographic, Offset, Gravure, screen printing, Processes in 3D-printing electronics - Improved building process for 3D devices, Fictionalization of 3D surfaces, Current trends in 3D-printed electronics- antennas, flexible electronics, batteries, The market for 3D-printed electronics And integrated machines

UNIT – IV

RAPID PROTOTYPING DATA FORMATS: STL Format, STL File Problems, consequence of building valid and invalid tessellated models, STL file Repairs: Generic Solution, other Translators, Newly Proposed Formats.



JAWAHARLAL NEHRU TECHNOLOGICAL UNIVERSITY: KAKINADA
KAKINADA – 533 003, Andhra Pradesh, India
DEPARTMENT OF ELECTRONICS AND COMMUNICATION ENGINEERING

RAPID PROTOTYPING SOFTWARE'S: Features of various RP software's like Magics, Mimics, Solid View, View Expert, 3 D View, Velocity 2, STL View 3 Data Expert and 3 D doctor.

UNIT –V

RP APPLICATIONS: Application in engineering, analysis and planning, aerospace industry, automotive industry, jewelry industry, coin industry, GIS application, arts and architecture. RP medical and bioengineering applications: planning and simulation of complex surgery, customized implants & prosthesis, design and production of medical devices, forensic science and anthropology, visualization of bimolecular.

TEXT BOOKS:

1. Chua Chee Kai., Leong Kah Fai., Chu Sing Lim, Rapid Prototyping: Principles and Applications in Manufacturing, World Scientific,2010.
2. Andreas Gebhardt Jan-Steffen Hotter, Additive Manufacturing: 3D Printing for prototyping and Manufacturing, Hanser Publications, 6915 Valley Avenue, Cincinnati, Ohio.
3. Ian Gibson., David W Rosen., Brent Stucker, Additive Manufacturing Technologies: Rapid Prototyping to Direct Digital Manufacturing, Springer,2010.

REFERENCE BOOKS:

1. Rapid Manufacturing / D.T. Pham and S.S.Dimov/Springer
2. Wohlers Report 2000 /Terry T Wohlers/WohlersAssociates
3. Rapid Prototyping & Manufacturing / Paul F.Jacobs/ASMEPress
4. Rapid Prototyping / Chua&Liou

Course Outcomes:

At the end of this course the student will be able to:

- Identify the importance of RP in presentscenario.
- Gain the knowledge on3DP
- Application of 3DP in electronics.
- Minimize various errors that are occurring during conversion of CADmodels.
- Applications ofRP.



JAWAHARLAL NEHRU TECHNOLOGICAL UNIVERSITY: KAKINADA
KAKINADA – 533 003, Andhra Pradesh, India
DEPARTMENT OF ELECTRONICS AND COMMUNICATION ENGINEERING

IV Year - II Semester		L	T	P	C
		3	0	0	3
BLOCKCHAIN TECHNOLOGY Open Elective (OE2)					

Course Objectives:

The main objectives of this course are:

- Understand how block chain systems (mainly Bit coin and Ethereum) work and to securely interact with them,
- Design, build, and deploy smart contracts and distributed applications,
- Integrate ideas from block chain technology into their own projects.

Unit I:

Introduction: Scenarios, Challenges Articulated, Blockchain, Blockchain Characteristics, Opportunities Using Blockchain, History of Blockchain.

Evolution of Blockchain: Evolution of Computer Applications, Centralized Applications, Decentralized Applications, Stages in Blockchain Evolution, Consortia, Forks, Public Blockchain Environments, Type of Players in Blockchain Ecosystem, Players in Market.

Unit II:

Blockchain Concepts: Introduction, Changing of Blocks, Hashing, Merkle-Tree, Consensus, Mining and Finalizing Blocks, Currency aka tokens, security on blockchain, data storage on blockchain, wallets, coding on blockchain: smart contracts, peer-to-peer network, types of blockchain nodes, risk associated with blockchain solutions, life cycle of blockchain transaction.

Unit III:

Architecting Blockchain solutions: Introduction, Obstacles for Use of Blockchain, Blockchain Relevance Evaluation Framework, Blockchain Solutions Reference Architecture, Types of Blockchain Applications, Cryptographic Tokens, Typical Solution Architecture for Enterprise Use Cases, Types of Blockchain Solutions, Architecture Considerations, Architecture with Blockchain Platforms, Approach for Designing Blockchain Applications.

Unit IV:

Ethereum Blockchain Implementation: Introduction, Tuna Fish Tracking Use Case, Ethereum Ecosystem, Ethereum Development, Ethereum Tool Stack, Ethereum Virtual Machine, Smart Contract Programming, Integrated Development Environment, Truffle Framework, Ganache, Unit Testing, Ethereum Accounts, MyEtherWallet, Ethereum Networks/Environments, Infura, Etherscan, Ethereum Clients, Decentralized Application, Metamask, Tuna Fish Use Case Implementation, OpenZeppelin Contracts



JAWAHARLAL NEHRU TECHNOLOGICAL UNIVERSITY: KAKINADA
KAKINADA – 533 003, Andhra Pradesh, India
DEPARTMENT OF ELECTRONICS AND COMMUNICATION ENGINEERING

Unit V:

Hyperledger Blockchain Implementation: Introduction, Use Case – Car Ownership Tracking, Hyperledger Fabric, Hyperledger Fabric Transaction Flow, FabCar Use Case Implementation, Invoking Chaincode Functions Using Client Application.

Advanced Concepts in Blockchain: Introduction, InterPlanetary File System (IPFS), Zero-Knowledge Proofs, Oracles, Self-Sovereign Identity, Blockchain with IoT and AI/ML Quantum Computing and Blockchain, Initial Coin Offering, Blockchain Cloud Offerings, Blockchain and its Future Potential.

TEXT BOOKS:

- 1) “Blockchain for Enterprise Application Developers”, Ambadas, Arshad SarfarzAriff, Sham - Wiley
- 2) “Mastering Bitcoin: Programming the Open Blockchain”, Andreas M. Antonopoulos, O’Reilly

REFERENCES:

- 1) Blockchain: A Practical Guide to Developing Business, Law, and Technology Solutions, Joseph Bambara, Paul R. Allen, Mc GrawHill.
- 2) Blockchain: Blueprint for a New Economy, Melanie Swan, O’Reilly

E-RESOURCES:

<https://github.com/blockchainedindia/resources>

Course Outcomes:

At the end of this course the student will be able to:

- Demonstrate the foundation of the Block chain technology and understand the processes in payment and funding.
- Identify the risks involved in building Block chain applications.
- Review of legal implications using smart contracts.
- Choose the present landscape of Blockchain implementations and Understand Cryptocurrency markets
- Examine how to profit from trading cryptocurrencies.



JAWAHARLAL NEHRU TECHNOLOGICAL UNIVERSITY: KAKINADA
KAKINADA – 533 003, Andhra Pradesh, India
DEPARTMENT OF ELECTRONICS AND COMMUNICATION ENGINEERING

IV Year - II Semester		L	T	P	C
		3	0	0	3
CYBER SECURITY & CRYPTOGRAPHY Open Elective (OE2)					

Course Objectives:

- Able to identify security risks and take preventive steps
- To understand the forensics fundamentals.
- To understand the evidence capturing process.
- To understand the preservation of digital evidence.

Unit I : Introduction to Cybercrime: Introduction, Cybercrime: Definition and Origins of the Word, Cybercrime and Information Security, Cybercriminals, Classifications of Cybercrime, Cyberstalking, Cybercafe and Cybercrimes, Botnets. Attack Vector, Proliferation of Mobile and Wireless Devices, Security Challenges Posed by Mobile Devices, Attacks on Mobile/Cell Phones, Network and Computer Attacks,

Unit II: Tools and Methods : Proxy Servers and Anonymizers, Phishing, Password Cracking, Keyloggers and Spywares, Virus and Worms, Trojan Horses and Backdoors, Steganography, Sniffers, Spoofing, Session Hijacking Buffer over flow, DoS and DDoS Attacks, SQL Injection, Buffer Overflow, Attacks on Wireless Networks, Identity Theft (ID Theft), Foot Printing and Social Engineering, Port Scanning, Enumeration

Unit III : Cyber Crime Investigation: Introduction, Investigation Tools, eDiscovery, Digital Evidence Collection, Evidence Preservation, E-Mail Investigation, E-Mail Tracking, IP Tracking, E-Mail Recovery, Hands on Case Studies. Encryption and Decryption Methods, Search and Seizure of Computers, Recovering Deleted Evidences, Password Cracking.

Unit IV: Computer Forensics and Investigations: Understanding Computer Forensics, Preparing for Computer Investigations. Current Computer Forensics Tools: Evaluating Computer Forensics Tools, Computer Forensics Software Tools, Computer Forensics Hardware Tools, Validating and Testing Forensics Software, Face, Iris and Fingerprint Recognition, Audio Video Analysis, Windows System Forensics, Linux System Forensics, Graphics and Network Forensics, E-mail Investigations, Cell Phone and Mobile Device Forensics

Unit V: Cyber Crime Legal Perspectives: Introduction, Cybercrime and the Legal Landscape around the World, The Indian IT Act, Challenges to Indian Law and Cybercrime Scenario in India, Consequences of Not Addressing the Weakness in Information Technology Act, Digital Signatures and the Indian IT Act, Amendments to the Indian IT Act, Cybercrime and Punishment, Cyberlaw, Technology and Students: Indian Scenario.



JAWAHARLAL NEHRU TECHNOLOGICAL UNIVERSITY: KAKINADA
KAKINADA – 533 003, Andhra Pradesh, India
DEPARTMENT OF ELECTRONICS AND COMMUNICATION ENGINEERING

TEXT BOOKS:

1. Sunit Belapure Nina Godbole “Cyber Security: Understanding Cyber Crimes, Computer Forensics and Legal Perspectives”, WILEY, 2011.
2. Nelson Phillips and Enfinger Stuart, “Computer Forensics and Investigations”, Cengage Learning, New Delhi, 2009.

REFERENCE BOOKS:

1. Michael T. Simpson, Kent Backman and James E. Corley, “Hands on Ethical Hacking and Network Defence”, Cengage, 2019.
2. Computer Forensics, Computer Crime Investigation by John R. Vacca, Firewall Media, New Delhi.
3. Alfred Basta, Nadine Basta, Mary Brown and Ravinder Kumar “Cyber Security and Cyber Laws”, Cengage, 2018.

Web References:

1. CERT-In Guidelines- <http://www.cert-in.org.in/>
2. <https://www.coursera.org/learn/introduction-cybersecurity-cyber-attacks> [Online Course]
3. <https://computersecurity.stanford.edu/free-online-videos> [Free Online Videos]
4. Nikolai Zeldovich. 6.858 Computer Systems Security. Fall 2014. Massachusetts Institute of Technology: MIT OpenCourseWare, <https://ocw.mit.edu>. License: Creative Commons BY-NC-SA.

Course Outcomes:

At the end of the course, student will be able to

- Explain the computer forensics fundamentals.
- Describe the types of computer forensic technology
- Analyze various computer forensic systems.
- Illustrate the methods for data recovery, evidence collection and data seizure.



JAWAHARLAL NEHRU TECHNOLOGICAL UNIVERSITY: KAKINADA
KAKINADA – 533 003, Andhra Pradesh, India
DEPARTMENT OF ELECTRONICS AND COMMUNICATION ENGINEERING

OPEN ELECTIVES OFFERED BY ECE



JAWAHARLAL NEHRU TECHNOLOGICAL UNIVERSITY: KAKINADA
KAKINADA – 533 003, Andhra Pradesh, India
DEPARTMENT OF ELECTRONICS AND COMMUNICATION ENGINEERING

		L	T	P	C
		3	0	0	3
PRINCIPLES OF COMMUNICATION Open Elective (OE1)					

Course objectives:

This course will enable students to:

- Understand simple systems for generating and demodulating AM, DSB, SSB and VSB signals
- Understand the concepts in Angle modulation for the design of communications systems
- Study simple systems for generating and demodulating frequency modulated signals
- Learn the concepts of random process and various types of noise.
- Study the performance of the communication system in presence of noise.
- Learn pulse modulation and sampling techniques

UNIT-1

Amplitude modulation: Introduction, Amplitude Modulation: Time & Frequency – Domain description, switching modulator, Envelop detector.

Double side band-suppressed carrier modulation: Time and Frequency – Domain description, Ring modulator, Coherent detection, Costas Receiver, Quadrature Carrier Multiplexing.

Single side-band and vestigial sideband methods of modulation: SSB Modulation, VSB Modulation, Frequency Translation, Frequency- Division Multiplexing, Theme Example: VSB Transmission of Analog and Digital Television

UNIT-II

Angle modulation: Basic definitions, Frequency Modulation: Narrow Band FM, Wide Band FM, Transmission bandwidth of FM Signals, Generation of FM Signals, Demodulation of FM Signals, FM Stereo Multiplexing,

Phase-Locked Loop: Nonlinear model of PLL, Linear model of PLL, Nonlinear Effects in FM Systems. The Super heterodyne Receiver

UNIT-III

Random variables & process: Introduction, Probability, Conditional Probability, Random variables, Several Random Variables. Statistical Averages: Function of a random variable, Moments, Random Processes, Mean, Correlation and Covariance function: Properties of autocorrelation function, Cross-correlation functions.

Noise: Shot Noise, Thermal noise, White Noise, Noise Equivalent Bandwidth, Noise Figure.



JAWAHARLAL NEHRU TECHNOLOGICAL UNIVERSITY: KAKINADA
KAKINADA – 533 003, Andhra Pradesh, India
DEPARTMENT OF ELECTRONICS AND COMMUNICATION ENGINEERING

UNIT-IV

Noise in analog modulation: Introduction, Receiver Model, Noise in DSB-SC receivers, Noise in AM receivers, Threshold effect, Noise in FM receivers, Capture effect, FM threshold effect, FM threshold reduction, Pre-emphasis and De-emphasise in FM.

UNIT-V

Digital representation of analog signals: Introduction, Why Digitize Analog Sources?, The Sampling process, Pulse Amplitude Modulation, Time Division Multiplexing, Pulse-Position Modulation, Generation of PPM Waves, Detection of PPM Waves, The Quantization Process, Quantization Noise,

Pulse Code Modulation: Sampling, Quantization, Encoding, Regeneration, Decoding, Filtering, Multiplexing

Text books:

1. Principles of Communication Systems – H Taub & D. Schilling, Gautam Sahe, TMH, 2007, 3rd Edition.
2. Communication Systems – B.P. Lathi, BS Publication, 2006.

References:

1. Principles of Communication Systems - Simon Haykin, John Wiley, 2nd Edition.
2. Electronics & Communication System – George Kennedy and Bernard Davis, TMH 2004.
3. Communication Systems – R.P. Singh, SP Sapre, Second Edition TMH, 2007.

Course Outcomes:

At the end of the course, students will be able to:

- Analyze the performance of analog modulation schemes in time and frequency domains.
- Analyze the performance of angle modulated signals.
- Characterize analog signals in time domain as random processes and noise
- Characterize the influence of channel on analog modulated signals
- Determine the performance of analog communication systems in terms of SNR
- Analyze pulse amplitude modulation, pulse position modulation, pulse code modulation and TDM systems.



JAWAHARLAL NEHRU TECHNOLOGICAL UNIVERSITY: KAKINADA
KAKINADA – 533 003, Andhra Pradesh, India
DEPARTMENT OF ELECTRONICS AND COMMUNICATION ENGINEERING

		L	T	P	C
		3	0	0	3
EMBEDDED SYSTEMS Open Elective (OE2)					

Course Objectives:

The main objectives of this course are given below :

- The basic concepts of an embedded system are introduced.
- The various elements of embedded hardware and their design principles are explained.
- Different steps involved in the design and development of firmware for embedded systems is elaborated.
- Internals of Real-Time operating system and the fundamentals of RTOS based embedded firmware design is discussed.
- Fundamental issues in hardware software co-design were presented and explained.
- Familiarize with the different IDEs for firmware development for different family of processors/controllers and embedded operating systems.
- Embedded system implementation and testing tools are introduced and discussed.

UNIT-I

INTRODUCTION: Embedded system-Definition, history of embedded systems, classification of embedded systems, major application areas of embedded systems, purpose of embedded systems, the typical embedded system-core of the embedded system, Memory, Sensors and Actuators, Communication Interface, Embedded firmware, Characteristics of an embedded system, Quality attributes of embedded systems, Application-specific and Domain-Specific examples of an embedded system.

UNIT-II

EMBEDDED HARDWARE DESIGN: Analog and digital electronic components, I/O types and examples, Serial communication devices, Parallel device ports, Wireless devices, Timer and counting devices, Watchdog timer, Real time clock.

UNIT-III

EMBEDDED FIRMWARE DESIGN: Embedded Firmware design approaches, Embedded Firmware development languages, ISR concept, Interrupt sources, Interrupt servicing mechanism, Multiple interrupts, DMA, Device driver programming, Concepts of C versus Embedded C and Compiler versus Cross-compiler.

UNIT-IV

REAL TIME OPERATING SYSTEM: Operating system basics, Types of operating systems, Tasks, Process and Threads, Multiprocessing and Multitasking, Task Scheduling, Threads, Processes and Scheduling, Task communication, Task synchronisation.

HARDWARE SOFTWARE CO-DESIGN: Fundamental Issues in Hardware Software Co-Design, Computational models in embedded design, Hardware software Trade-offs, Integration of Hardware and Firmware.



JAWAHARLAL NEHRU TECHNOLOGICAL UNIVERSITY: KAKINADA
KAKINADA – 533 003, Andhra Pradesh, India
DEPARTMENT OF ELECTRONICS AND COMMUNICATION ENGINEERING

UNIT-V:

EMBEDDED SYSTEM DEVELOPMENT, IMPLEMENTATION AND TESTING:The integrated development environment, Types of files generated on cross-compilation, Deassembler/Decompiler, Simulators, Emulators and Debugging, Target hardware debugging, Embedded Software development process and tools, Interpreters, Compilers and Linkers, Debugging tools, Quality assurance and testing of the design, Testing on host machine, Simulators, Laboratory Tools.

Text Books:

1. Embedded Systems Architecture- By Tammy Noergaard, Elsevier Publications,2013.
2. Embedded Systems-By Shibu. K.V-Tata McGraw Hill Education Private Limited,2013.

References:

1. Embedded System Design, Frank Vahid, Tony Givargis, John Wiley Publications,2013.
2. Embedded Systems-Lyla B.Das-Pearson Publications,2013.

Course Outcomes:

At the end of this course the student can able to:

- Understand the basic concepts of an embedded system and able to know an embedded system design approach to perform a specificfunction.
- The hardware components required for an embedded system and the design approach of an embeddedhardware.
- The various embedded firmware design approaches on embeddedenvironment.
- Understand how to integrate hardware and firmware of an embedded system using real time operatingsystem.

COURSE STRUCTURE AND SYLLABUS

For

ELECTRONICS AND COMMUNICATION ENGINEERING

(Applicable for batches admitted from 2016-2017)



JAWAHARLAL NEHRU TECHNOLOGICAL UNIVERSITY: KAKINADA
KAKINADA - 533 003, Andhra Pradesh, India

I Year - I Semester

S.No.	Subjects	L	T	P	Credits
1-HS	English – I	4	--	--	3
2-BS	Mathematics - I	4	--	--	3
3-ES	Mathematics -II (Numerical Methods and Complex Variables)	4	--	--	3
4-BS	Applied Physics	4	--	--	3
5-ES	Computer Programming	4	--	--	3
6-ES	Engineering Drawing	1	--	3	3
7-HS	English - Communication Skills Lab -1	--	--	3	2
8-BS	Applied / Engineering Physics Laboratory	--	--	3	2
9-BS	Applied / Engineering Physics – Virtual Labs - Assignments	--	--	2	--
10-ES	Engineering Workshop& IT Workshop	--	--	3	2
Total Credits					24

I Year - II Semester

S.No.	Subjects	L	T	P	Credits
1-HS	English – II	4	--	--	3
2-BS	Mathematics -III	4	--	--	3
3-BS	Applied Chemistry	4	--	--	3
4-ES	Electrical and Mechanical Technology	4	--	--	3
5-HS	Environmental Studies	4	--	--	3
6-ES	Data Structures	4	--	--	3
7-BS	Applied / Engineering Chemistry Laboratory	--	--	3	2
8-HS	English - Communication Skills Lab -2	--	--	3	2
9-ES	Computer Programming Lab	--	--	3	2
Total Credits					24

II Year - I Semester

S.No.	Subjects	L	T	P	Credits
1	Electronic Devices and Circuits	4	--	--	3
2	Switching Theory and Logic Design	4	--	--	3
3	Signals and Systems	4	--	--	3
4	Network Analysis	4	--	--	3
5	Random Variables and Stochastic Process	4	--	--	3
6	Managerial Economics & Financial Analysis	4	--	--	3
7	Electronic Devices and Circuits Lab	--	--	3	2
8	Networks & Electrical Technology Lab	--	--	3	2
Total Credits					22

II Year - II Semester

S.No.	Subjects	L	T	P	Credits
1	Electronic Circuit Analysis	4	--	--	3
2	Control Systems	4	--	--	3
3	Electromagnetic Waves and Transmission Lines	4	--	--	3
4	Analog Communications	4	--	--	3
5	Pulse and Digital Circuits	4	--	--	3
6	Management Science	4	--	--	3
7	Electronic Circuit Analysis Lab	--	--	3	2
8	Analog Communications Lab	--	--	3	2
Total Credits					22

III Year - I Semester

S.No.	Subjects	L	T	P	Credits
1	Computer Architecture and Organization	4	--	--	3
2	Linear I C Applications	4	--	--	3
3	Digital I C Applications	4	--	--	3
4	Digital Communications	4	--	--	3
5	Antenna and Wave Propagation	4	--	--	3
6	Pulse and Digital Circuits Lab	--	--	3	2
7	Linear I C Applications Lab	--	--	3	2
8	Digital I C Applications Lab	--	--	3	2
MC	Professional Ethics & Human Values	--	3	--	--
Total Credits					21

III Year - II Semester

S.No.	Subjects	L	T	P	Credits
1	Micro Processors & Micro Controllers	4	--	--	3
2	Micro Wave Engineering	4	--	--	3
3	VLSI Design	4	--	--	3
4	Digital Signal Processing	4	--	--	3
5	OPEN ELECTIVE 1. OOPs through Java 2. Data Mining 3. Industrial Robotics 4. Power Electronics 5. Bio-Medical Engineering 6. Artificial Neural Networks	4	--	--	3
6	Micro Processors & Micro Controllers Lab	--	--	3	2
7	VLSI Lab	--	--	3	2
8	Digital Communications Lab	--	--	3	2
MC	IPR & Patents	--	2	--	--
Total Credits					21

IV Year - I Semester

S.No.	Subjects	L	T	P	Credits
1	Radar Systems	4	--	--	3
2	Digital Image Processing	4	--	--	3
3	Computer Networks	4	--	--	3
4	Optical Communications	4	--	--	3
5	Elective I 1. TV Engineering 2. Electronic Switching Systems 3. System Design through Verilog	4	--	--	3
6	Elective II 1.Embedded Systems 2. Analog IC Design 3.Network Security & Cryptography	4	--	--	3
7	Micro Wave Engineering & Optical Lab	--	--	2	2
8	Digital Signal Processing Lab	--	--	2	2
Total Credits					22

IV Year - II Semester

S.No.	Subjects	L	T	P	Credits
1	Cellular Mobile Communications	4	--	--	3
2	Electronic Measurements and Instrumentation	4	--	--	3
3	Satellite Communications	4	--	--	3
4	Elective III 1.Wireless sensors & Networks 2. Digital IC Design 3. Operating Systems	4	--	--	3
5	Seminar	--	3	--	2
6	Project	--	--	--	10
Total Credits					24

Total Course Credits = 48+44 + 42 + 46 = 180

Syllabus

I Year - I Semester

L	T	P	C
4	0	0	3

ENGLISH - I

Introduction:

In view of the growing importance of English as a tool for global communication and the consequent emphasis on training the students to acquire communicative competence, the syllabus has been designed to develop linguistic and communicative competence of the students of Engineering.

As far as the detailed Textbooks are concerned, the focus should be on the skills of listening, speaking, reading and writing. The nondetailed Textbooks are meant for extensive reading for pleasure and profit.

Thus the stress in the syllabus is primarily on the development of communicative skills and fostering of ideas.

Objectives:

1. To improve the language proficiency of the students in English with emphasis on LSRW skills.
2. To enable the students to study and comprehend the prescribed lessons and subjects more effectively relating to their theoretical and practical components.
3. To develop the communication skills of the students in both formal and informal situations.

LISTENING SKILLS:

Objectives:

1. To enable the students to appreciate the role of listening skill and improve their pronunciation.
2. To enable the students to comprehend the speech of people belonging to different backgrounds and regions.
3. To enable the students to listen for general content, to fill up information and for specific information.

SPEAKING SKILLS:

Objectives:

1. To make the students aware of the importance of speaking for their personal and professional communication.
2. To enable the students to express themselves fluently and accurately in social and professional success.
3. To help the students describe objects, situations and people.
4. To make the students participate in group activities like roleplays, discussions and debates.
5. To make the students participate in Just a Minute talks.

READING SKILLS:

Objectives:

1. To enable the students to comprehend a text through silent reading.
2. To enable the students to guess the meanings of words, messages and inferences of texts in given contexts.
3. To enable the students to skim and scan a text.

4. To enable the students to identify the topic sentence.
5. To enable the students to identify discourse features.
6. To enable the students to make intensive and extensive reading.

WRITING SKILLS:

Objectives:

1. To make the students understand that writing is an exact formal skills.
2. To enable the students to write sentences and paragraphs.
3. To make the students identify and use appropriate vocabulary.
4. To enable the students to narrate and describe.
5. To enable the students capable of note-making.
6. To enable the students to write coherently and cohesively.
7. To make the students to write formal and informal letters.
8. To enable the students to describe graphs using expressions of comparison.
9. To enable the students to write technical reports.

Methodology:

1. The class are to be learner-centered where the learners are to read the texts to get a comprehensive idea of those texts on their own with the help of the peer group and the teacher.
2. Integrated skill development methodology has to be adopted with focus on individual language skills as per the tasks/exercise.
3. The tasks/exercises at the end of each unit should be completed by the learners only and the teacher intervention is permitted as per the complexity of the task/exercise.
4. The teacher is expected to use supplementary material wherever necessary and also generate activities/tasks as per the requirement.
5. The teacher is permitted to use lecture method when a completely new concept is introduced in the class.

Assessment Procedure: Theory

1. The formative and summative assessment procedures are to be adopted (mid exams and end semester examination).
2. Neither the formative nor summative assessment procedures should test the memory of the content of the texts given in the textbook. The themes and global comprehension of the units in the present day context with application of the language skills learnt in the unit are to be tested.
3. Only new unseen passages are to be given to test reading skills of the learners. Written skills are to be tested from sentence level to essay level. The communication formats—emails, letters and reports-- are to be tested along with appropriate language and expressions.
4. Examinations:

I mid exam + II mid exam (15% for descriptive tests+10% for online tests)= 25%

(80% for the best of two and 20% for the other)

Assignments= 5%

End semester exams=70%

5. Three take home assignments are to be given to the learners where they will have to read texts from the reference books list or other sources and write their gist in their own words.

The following text books are recommended for study in I B.Tech I Semester (Common for all branches)and I B.Pharma I Sem of JNTU Kakinada from the academic year 2016-17

(R-16 Regulations)

DETAILED TEXTBOOK:

ENGLISH FOR ENGINEERS AND TECHNOLOGISTS, Published by **Orient Blackswan Pvt Ltd**

NON-DETAILED TEXTBOOK:

PANORAMA: A COURSE ON READING, Published by **Oxford University Press India**

The course content along with the study material is divided into six units.

UNIT I:

1. 'Human Resources' from English for Engineers and Technologists.

OBJECTIVE:

To develop human resources to serve the society in different ways.

OUTCOME:

The lesson motivates the readers to develop their knowledge different fields and serve the society accordingly.

2. 'An Ideal Family' from Panorama: A Course on Reading

OBJECTIVE:

To develop extensive reading skill and comprehension for pleasure and profit.

OUTCOME:

Acquisition of writing skills

UNIT 2:

1. 'Transport: Problems and Solutions' from English for Engineers and Technologists.

OBJECTIVE:

To highlight road safety measures whatever be the mode of transport.

OUTCOME:

The lesson motivates the public to adopt road safety measures.

2. 'War' from 'Panorama : A Course on Reading'

OBJECTIVE:

To develop extensive reading skill and comprehension for pleasure and profit.

OUTCOME:

Acquisition of writing skills

UNIT 3:

1. 'Evaluating Technology' from English for Engineers and Technologists.

OBJECTIVE:

To highlight the advantages and disadvantages of technology.

OUTCOME:

The lesson creates an awareness in the readers that mass production is ultimately detrimental to biological survival.

2. 'The Verger' from 'Panorama : A Course on Reading'

OBJECTIVE:

To develop extensive reading skill and comprehension for pleasure and profit.

OUTCOME:

Acquisition of writing skills

UNIT 4:

1. 'Alternative Sources of Energy' from English for Engineers and Technologists.

OBJECTIVE:

To bring into focus different sources of energy as alternatives to the depleting sources.

OUTCOME:

The lesson helps to choose a source of energy suitable for rural India.

2. 'The Scarecrow' from Panorama : A Course on Reading

OBJECTIVE:

To develop extensive reading skill and comprehension for pleasure and profit.

OUTCOME:

Acquisition of writing skills

UNIT 5:

1. 'Our Living Environment' from English for Engineers and Technologists.

OBJECTIVE:

To highlight the fact that animals must be preserved because animal life is precious.

OUTCOME:

The lesson creates an awareness in the reader as to the usefulness of animals for the human society.

2. 'A Village Host to Nation' from Panorama : A Course on Reading

OBJECTIVE:

To develop extensive reading skill and comprehension for pleasure and profit.

OUTCOME:

Acquisition of writing skills

UNIT 6:

1. ' Safety and Training' from English for Engineers and Technologists.

OBJECTIVE:

To highlight the possibility of accidents in laboratories, industries and other places and to follow safety measures.

OUTCOME:

The lesson helps in identifying safety measures against different varieties of accidents at home and in the workplace.

2. 'Martin Luther King and Africa' from Panorama : A Course on Reading

OBJECTIVE:

To develop extensive reading skill and comprehension for pleasure and profit.

OUTCOME:

Acquisition of writing skills

NOTE:

All the exercises given in the prescribed lessons in both detailed and non-detailed textbooks relating to the theme and language skills must be covered.

OVERALL COURSE OUTCOME:

1. Using English languages, both written and spoken, competently and correctly.
2. Improving comprehension and fluency of speech.
3. Gaining confidence in using English in verbal situations.

MODEL QUESTION PAPER FOR THEORY**PART- I**

Six short answer questions on 6 unit themes

One question on eliciting student's response to any of the themes

PART-II

Each question should be from one unit and the last question can be a combination of two or more units.

Each question should have 3 sub questions: A,B & C

A will be from the main text: 5 marks

B from non-detailed text: 3 marks

C on grammar and Vocabulary: 6 marks

I Year - I Semester

L	T	P	C
4	0	0	3

MATHEMATICS-I

Course Objectives:

1. The course is designed to equip the students with the necessary mathematical skills and techniques that are essential for an engineering course.
2. The skills derived from the course will help the student from a necessary base to develop analytic and design concepts.

Course Outcomes: At the end of the Course, Student will be able to:

1. Solve linear differential equations of first, second and higher order.
2. Determine Laplace transform and inverse Laplace transform of various functions and use Laplace transforms to determine general solution to linear ODE.
3. Calculate total derivative, Jacobian and minima of functions of two variables.

UNIT I: Differential equations of first order and first degree:

Linear-Bernoulli-Exact-Reducible to exact.

Applications: Newton's Law of cooling-Law of natural growth and decay-Orthogonal trajectories- Electrical circuits- Chemical reactions.

UNIT II: Linear differential equations of higher order:

Non-homogeneous equations of higher order with constant coefficients with RHS term of the type e^{ax} , $\sin ax$, $\cos ax$, polynomials in x , $e^{ax} V(x)$, $xV(x)$ - Method of Variation of parameters.

Applications: LCR circuit, Simple Harmonic motion.

UNIT III: Laplace transforms:

Laplace transforms of standard functions-Shifting theorems - Transforms of derivatives and integrals – Unit step function –Dirac's delta function- Inverse Laplace transforms– Convolution theorem (with out proof).

Applications: Solving ordinary differential equations (initial value problems) using Laplace transforms.

UNIT IV: Partial differentiation:

Introduction- Homogeneous function-Euler's theorem-Total derivative-Chain rule-Generalized Mean value theorem for single variable (without proof)-Taylor's and Mc Laurent's series expansion of functions of two variables– Functional dependence- Jacobian.

Applications: Maxima and Minima of functions of two variables without constraints and Lagrange's method (with constraints).

UNIT V: First order Partial differential equations:

Formation of partial differential equations by elimination of arbitrary constants and arbitrary functions –solutions of first order linear (Lagrange) equation and nonlinear (standard types) equations.

UNIT VI: Higher order Partial differential equations:

Solutions of Linear Partial differential equations with constant coefficients. RHS term of the type e^{ax+by} , $\sin(ax+by)$, $\cos(ax+by)$, $x^m y^n$. Classification of second order partial differential equations.

Text Books:

1. **B.S.Grewal**, Higher Engineering Mathematics, 43rd Edition, Khanna Publishers.
2. **N.P.Bali**, Engineering Mathematics, Lakshmi Publications.

Reference Books:

1. **Erwin Kreyszig**, Advanced Engineering Mathematics, 10th Edition, Wiley-India
2. **Micheael Greenberg**, Advanced Engineering Mathematics, 9th edition, Pearson edn
3. **Dean G. Duffy**, Advanced engineering mathematics with MATLAB, CRC Press
4. **Peter O'neil**, Advanced Engineering Mathematics, Cengage Learning.
5. **Srimanta Pal, Subodh C.Bhunia**, Engineering Mathematics, Oxford University Press.
6. **Dass H.K., Rajnish Verma. Er.**, Higher Engineering Mathematics, S. Chand Co. Pvt. Ltd, Delhi.

I Year - I Semester

L	T	P	C
4	0	0	3

MATHEMATICS-II (Numerical Methods and Complex Variables)

UNIT I: Solution of Algebraic and Transcendental Equations:

Introduction- Bisection method – Method of false position – Iteration method – Newton-Raphson method (One variable and simultaneous Equations).

UNIT II: Interpolation:

Introduction- Errors in polynomial interpolation – Finite differences- Forward differences- Backward differences –Central differences – Symbolic relations and separation of symbols - Differences of a polynomial-Newton's formulae for interpolation – Interpolation with unequal intervals - Lagrange's interpolation formula.

UNIT III: Numerical Integration and solution of Ordinary Differential equations:

Trapezoidal rule- Simpson's $1/3^{\text{rd}}$ and $3/8^{\text{th}}$ rule-Solution of ordinary differential equations by Taylor's series-Picard's method of successive approximations-Euler's method - Runge-Kutta method (second and fourth order).

Unit-IV: Functions of a complex variable

Complex function , Real and Imaginary parts of Complex function, Limit, Continuity and Derivative of complex function, Cauchy-Riemann equations, Analytic function, entire function, singular point, conjugate function, $C-R$ equations in polar form, Harmonic functions, Milne-Thomson method, Simple applications to flow problems,

Unit-V: Series Expansion and Complex Integration

Line integral of a complex function, Cauchy's theorem(only statement) , Cauchy's Integral Formula. Absolutely convergent and uniformly convergent of series of complex terms, Radius of convergence, Taylor's series, Maclaurin's series expansion, Laurent's series.

Unit-VI: Singularities and Residue Theorem

Zeros of an analytic function, Singularity, Isolated singularity, Removable singularity, Essential singularity, pole of order m , simple pole, Residues, Residue theorem, Calculation of residues, Residue at a pole of order m , Evaluation of real definite integrals: Integration around the unit circle, Integration around semi circle, Indenting the contours having poles on the real axis.

Text Books:

1. **B.S.GREWAL**, Higher Engineering Mathematics, 43rd Edition, Khanna Publishers.
2. **N.P.Bali**, Engineering Mathematics, Lakshmi Publications.

Reference Books:

1. **DEAN G. DUFFY**, Advanced engineering mathematics with MATLAB, CRC Press
2. **V.RAVINDRANATH and P.VIJAYALAKSHMI**, Mathematical Methods, Himalaya Publishing House.
3. **ERWIN KREYSZIG**, Advanced Engineering Mathematics, 10th Edition, Wiley-India
4. **DAVID KINCAID, WARD CHENEY**, Numerical Analysis-Mathematics of Scientific Computing, 3rd Edition, Universities Press.

I Year - I Semester

L	T	P	C
4	0	0	3

APPLIED PHYSICS

OBJECTIVES: Physics curriculum which is re-oriented to the needs of Circuital branches of graduate engineering courses offered by JNTUniv.Kkd. that serves as a transit to understand the branch specific advanced topics. The courses are designed to:

- Impart Knowledge of Physical Optics phenomena like Interference, Diffraction and Polarization involving required to design instruments with higher resolution.
- Teach Concepts of coherent sources, its realization and utility optical instrumentation.
- Study the concepts regarding the bulk response of materials to the EM fields and their analytically study in the back-drop of basic quantum mechanics.
- Understand the physics of Semiconductors and their working mechanism for their utility in sensors.

UNIT-I

INTERFERENCE: Principle of Superposition – Coherent Sources – Interference in thin films (reflection geometry) – Newton's rings – construction and basic principle of Interferometers.

UNIT-II

DIFFRACTION: Fraunhofer diffraction at single slit - Cases of double slit, N-slits & Circular Aperture (Qualitative treatment only)-Grating equation - Resolving power of a grating, Telescope and Microscopes.

UNIT-III

POLARIZATION: Types of Polarization – Methods of production - Nicol Prism -Quarter wave plate and Half Wave plate – Working principle of Polarimeter (Sacharimeter).

LASERS: Characteristics– Stimulated emission – Einstein's Transition Probabilities- Pumping schemes - Ruby laser – Helium Neon laser.

UNIT-IV

ELECTROMAGNETIC FIELDS: Scalar and Vector Fields – Electric Potential- Gradient, Divergence of fields – Gauss and Stokes theorems-Propagation of EM waves through dielectric medium.

UNIT-V

QUANTUM MECHANICS: Introduction - Matter waves – Schrödinger Time Independent and Time Dependent wave equations – Particle in a box.

FREE ELECTRON THEORY: Defects of Classical free electron theory –Quantum Free electron theory - concept of Fermi Energy.

UNIT-VI

BAND THEORY OF SOLIDS: Bloch's theorem (qualitative) – Kronig – Penney model – energy bands in crystalline solids – classification of crystalline solids– effective mass of electron & concept of hole.

SEMICONDUCTOR PHYSICS: Conduction – Density of carriers in Intrinsic and Extrinsic semiconductors – Drift & Diffusion – relevance of Einstein's equation- Hall effect in semiconductors

Outcome: Construction and working details of instruments, ie., Interferometer, Diffractometer and Polarimeter are learnt. Study EM-fields and semiconductors under the concepts of Quantum mechanics paves way for their optimal utility.

List of Text Books:

1. A Text book of Engineering Physics – by Dr. M.N.Avadhanulu and Dr.P.G.Kshira
sagar, S.Chand & Company Ltd., (2014)
2. ‘Solid State Physics’ by A.J.Dekker, Mc Millan Publishers (2011)

List of Reference Books:

1. Engineering Physics by D.K.Bhattacharya and Poonam Tandon, Oxford press (2015)
2. Applied Physics by P.K.Palanisamy, Scitech publications (2014)
3. Lasers and Non-Linear optics by B.B.Laud, New Age International Publishers (2008).

I Year - I Semester

L	T	P	C
4	0	0	3

COMPUTER PROGRAMMING

Learning objectives:

Formulating algorithmic solutions to problems and implementing algorithms in C.

- Notion of Operation of a CPU, Notion of an algorithm and computational procedure, editing and executing programs in Linux.
- Understanding branching, iteration and data representation using arrays.
- Modular programming and recursive solution formulation.
- Understanding pointers and dynamic memory allocation.
- Understanding miscellaneous aspects of C.
- Comprehension of file operations.

UNIT-I:

History and Hardware - Computer Hardware, Bits and Bytes, Components, Programming Languages - Machine Language, Assembly Language, Low- and High-Level Languages, Procedural and Object-Oriented Languages, Application and System Software, The Development of C Algorithms The Software Development Process.

UNIT-II:

Introduction to C Programming- Identifiers, The main () Function, The printf () Function

Programming Style - Indentation, Comments, Data Types, Arithmetic Operations, Expression Types, Variables and Declarations, Negation, Operator Precedence and Associativity, Declaration Statements, Initialization.

Assignment - Implicit Type Conversions, Explicit Type Conversions (Casts), Assignment Variations, Mathematical Library Functions, Interactive Input, Formatted Output, Format Modifiers.

UNIT -III:

Control Flow-Relational Expressions - Logical Operators:

Selection: if-else Statement, nested if, examples, Multi-way selection: switch, else-if, examples.

Repetition: Basic Loop Structures, Pretest and Posttest Loops, Counter-Controlled and Condition-Controlled Loops, The while Statement, The for Statement, Nested Loops, The do-while Statement.

UNIT-IV

Modular Programming: Function and Parameter Declarations, Returning a Value, Functions with Empty Parameter Lists, Variable Scope, Variable Storage Class, Local Variable Storage Classes, Global Variable Storage Classes, Pass by Reference, Passing Addresses to a Function, Storing Addresses, Using Addresses, Declaring and Using Pointers, Passing Addresses to a Function.

Case Study: Swapping Values, Recursion - Mathematical Recursion, Recursion versus Iteration.

UNIT-V:

Arrays & Strings

Arrays: One-Dimensional Arrays, Input and Output of Array Values, Array Initialization, Arrays as Function Arguments, Two-Dimensional Arrays, Larger Dimensional Arrays- Matrices

Strings: String Fundamentals, String Input and Output, String Processing, Library Functions

UNIT-VI:

Pointers, Structures, Files

Pointers: Concept of a Pointer, Initialisation of pointer variables, pointers as function arguments, passing by address, Dangling memory, address arithmetic, character pointers and functions, pointers to pointers, Dynamic memory management functions, command line arguments.

Structures: Derived types, Structures declaration, Initialization of structures, accessing structures, nested structures, arrays of structures, structures and functions, pointers to structures, self referential structures, unions, typedef, bit-fields.

Data Files: Declaring, Opening, and Closing File Streams, Reading from and Writing to Text Files, Random File Access

Outcomes:

- Understand the basic terminology used in computer programming
- Write, compile and debug programs in C language.
- Use different data types in a computer program.
- Design programs involving decision structures, loops and functions.
- Explain the difference between call by value and call by reference
- Understand the dynamics of memory by the use of pointers
- Use different data structures and create/update basic data files.

Text Books:

1. ANSI C Programming, Gary J. Bronson, Cengage Learning.
2. Programming in C, BI Juneja Anita Seth, Cengage Learning.
3. The C programming Language, Dennis Richie and Brian Kernighan, Pearson Education.

Reference Books:

1. C Programming-A Problem Solving Approach, Forouzan, Gilberg, Cengage.
2. Programming with C, Bichkar, Universities Press.
3. Programming in C, Reema Thareja, OXFORD.
4. C by Example, Noel Kalicharan, Cambridge.

I Year - I Semester

L	T	P	C
1	0	3	3

ENGINEERING DRAWING

Objective: Engineering drawing being the principle method of communication for engineers, the objective is to introduce the students, the techniques of constructing the various types of polygons, curves and scales. The objective is also to visualize and represent the 3D objects in 2D planes with proper dimensioning, scaling etc.

Unit I

Objective: To introduce the students to use drawing instruments and to draw polygons, Engg. Curves.

Polygons: Constructing regular polygons by general methods, inscribing and describing polygons on circles.

Curves: Parabola, Ellipse and Hyperbola by general methods, cycloids, involutes, tangents & normals for the curves.

Unit II

Objective: To introduce the students to use scales and orthographic projections, projections of points & simple lines.

Scales: Plain scales, diagonal scales and vernier scales

Orthographic Projections: Horizontal plane, vertical plane, profile plane, importance of reference lines, projections of points in various quadrants, projections of lines, lines parallel either to of the reference planes (HP, VP or PP)

Unit III

Objective: The objective is to make the students draw the projections of the lines inclined to both the planes.

Projections of straight lines inclined to both the planes, determination of true lengths, angle of inclination and traces- HT, VT

Unit IV

Objective: The objective is to make the students draw the projections of the plane inclined to both the planes.

Projections of planes: regular planes perpendicular/parallel to one plane and inclined to the other reference plane; inclined to both the reference planes.

Unit V

Objective: The objective is to make the students draw the projections of the various types of solids in different positions inclined to one of the planes.

Projections of Solids – Prisms, Pyramids, Cones and Cylinders with the axis inclined to one of the planes.

Unit VI

Objective: The objective is to represent the object in 3D view through isometric views. The student will be able to represent and convert the isometric view to orthographic view and vice versa.

Conversion of isometric views to orthographic views; Conversion of orthographic views to isometric views.

Text Books:

1. Engineering Drawing by N.D. Butt, Chariot Publications
2. Engineering Drawing by Agarwal & Agarwal, Tata McGraw Hill Publishers

Reference Books:

1. Engineering Drawing by K.L.Narayana & P. Kannaiah, Scitech Publishers
2. Engineering Graphics for Degree by K.C. John, PHI Publishers
3. Engineering Graphics by PI Varghese, McGrawHill Publishers
4. Engineering Drawing + AutoCad – K Venugopal, V. Prabhu Raja, New Age

I Year - I Semester

L	T	P	C
0	0	3	2

ENGLISH - COMMUNICATION SKILLS LAB- 1

PRESCRIBED LAB MANUAL FOR SEMESTER I:

'**INTERACT: English Lab Manual for Undergraduate Students**' Published by **Orient Blackswan Pvt Ltd.**

OBJECTIVES:

To enable the students to learn through practice the communication skills of listening, speaking, reading and writing.

OUTCOME:

A study of the communicative items in the laboratory will help the students become successful in the competitive world.

The course content along with the study material is divided into six units.

UNIT 1:

1. WHY study Spoken English?
2. Making Inquiries on the phone, thanking and responding to Thanks
Practice work.

UNIT 2:

1. Responding to Requests and asking for Directions
Practice work.

UNIT 3:

1. Asking for Clarifications, Inviting, Expressing Sympathy, Congratulating
2. Apologising, Advising, Suggesting, Agreeing and Disagreeing
Practice work.

UNIT 4:

1. Letters and Sounds
Practice work.

UNIT 5:

1. The Sounds of English
Practice work.

UNIT 6:

1. Pronunciation
 2. Stress and Intonation
- Practice work.

Assessment Procedure: Laboratory

1. Every lab session (150 minutes) should be handled by not less than two teachers (three would be ideal) where each faculty has to conduct a speaking activity for 20/30 students.
2. The teachers are to assess each learner in the class for not less than 10 speaking activities, each one to be assessed for 10 marks or 10%. The average of 10 day-to-day activity assessments is to be calculated for 10 marks for internal assessment.

The rubric given below has to be filled in for all the students for all activities.

The rubric to assess the learners:

Body language		Fluency & Audibility	Clarity in Speech	Neutralization of accent	Appropriate Language		Total 10 marks	Remarks
Gestures & Postures	Eye Contact				Grammar	Vocabulary & expressions		

- **Lab Assessment: Internal (25 marks)**

1. Day-to-Day activities: 10 marks
2. Completing the exercises in the lab manual: 5 marks
3. Internal test (5 marks written and 5 marks oral)

- **Lab Assessment: External (50 marks)**

1. Written test: 20 marks (writing a dialogue, note-taking and answering questions on listening to an audio recording).
2. Oral: Reading aloud a text or a dialogue- 10 marks
3. Viva-Voce by the external examiner: 20 marks

Reference Books:

1. Strengthen your communication skills by Dr M Hari Prasad, Dr Salivendra Raju and Dr G Suvarna Lakshmi, Maruti Publications.
2. English for Professionals by Prof Eliah, B.S Publications, Hyderabad.
3. Unlock, Listening and speaking skills 2, Cambridge University Press
4. Spring Board to Success, Orient BlackSwan
5. A Practical Course in effective english speaking skills, PHI
6. Word power made handy, Dr shalini verma, Schand Company
7. Let us hear them speak, Jayashree Mohanraj, Sage texts
8. Professional Communication, Aruna Koneru, Mc Grawhill Education
9. Cornerstone, Developing soft skills, Pearson Education

I Year - I Semester	L	T	P	C
	0	0	3	2

APPLIED / ENGINEERING PHYSICS LAB

(Any 10 of the following listed experiments)

Objective: *Training field oriented Engineering graduates to handle instruments and their design methods to improve the accuracy of measurements.*

LIST OF EXPERIMENTS:

1. Determination of wavelength of a source-Diffraction Grating-Normal incidence.
2. Newton's rings – Radius of Curvature of Plano - Convex Lens.
3. Determination of thickness of a spacer using wedge film and parallel interference fringes.
4. Determination of Rigidity modulus of a material- Torsional Pendulum.
5. Determination of Acceleration due to Gravity and Radius of Gyration- Compound Pendulum.
6. Melde's experiment – Transverse and Longitudinal modes.
7. Verification of laws of vibrations in stretched strings – Sonometer.
8. Determination of velocity of sound – Volume Resonator.
9. L- C- R Series Resonance Circuit.
10. Study of I/V Characteristics of Semiconductor diode.
11. I/V characteristics of Zener diode.
12. Characteristics of Thermistor – Temperature Coefficients.
13. Magnetic field along the axis of a current carrying coil – Stewart and Gee's apparatus.
14. Energy Band gap of a Semiconductor p - n junction.
15. Hall Effect in semiconductors.
16. Time constant of CR circuit.
17. Determination of wavelength of laser source using diffraction grating.
18. Determination of Young's modulus by method of single cantilever oscillations.
19. Determination of lattice constant – lattice dimensions kit.
20. Determination of Planck's constant using photocell.
21. Determination of surface tension of liquid by capillary rise method.

Outcome: *Physics lab curriculum gives fundamental understanding of design of an instrument with targeted accuracy for physical measurements.*

I Year - I Semester

L	T	P	C
0	0	2	0

APPLIED / ENGINEERING PHYSICS VIRTUAL LABS - ASSIGNMENTS

(Constitutes 5% marks of 30marks of Internal-component)

Objective: *Training Engineering students to prepare a technical document and improving their writing skills.*

LIST OF EXPERIMENTS

1. Hall Effect
2. Crystal Structure
3. Hysteresis
4. Brewster's angle
5. Magnetic Levitation / SQUID
6. Numerical Aperture of Optical fiber
7. Photoelectric Effect
8. Simple Harmonic Motion
9. Damped Harmonic Motion
10. LASER – Beam Divergence and Spot size
11. B-H curve
12. Michelson's interferometer
13. Black body radiation

URL: www.vlab.co.in

Outcome: *Physics Virtual laboratory curriculum in the form of assignment ensures an engineering graduate to prepare a /technical/mini-project/ experimental report with scientific temper.*

I Year - I Semester	L	T	P	C
	0	0	3	2

ENGINEERING WORKSHOP & IT WORKSHOP

ENGINEERING WORKSHOP:

Course Objective: To impart hands-on practice on basic engineering trades and skills.

Note: At least two exercises to be done from each trade.

Trade:

Carpentry	1. T-Lap Joint 2. Cross Lap Joint 3. Dovetail Joint 4. Mortise and Tenon Joint
Fitting	1. Vee Fit 2. Square Fit 3. Half Round Fit 4. Dovetail Fit
Black Smithy	1. Round rod to Square 2. S-Hook 3. Round Rod to Flat Ring 4. Round Rod to Square headed bolt
House Wiring	1. Parallel / Series Connection of three bulbs 2. Stair Case wiring 3. Florescent Lamp Fitting 4. Measurement of Earth Resistance
Tin Smithy	1. Taper Tray 2. Square Box without lid 3. Open Scoop 4. Funnel

IT WORKSHOP:

OBJECTIVES:

- Understand the basic components and peripherals of a computer.
- To become familiar in configuring a system.
- Learn the usage of productivity tools.
- Acquire knowledge about the netiquette and cyber hygiene.
- Get hands on experience in trouble shooting a system?

1. **System Assembling, Disassembling and identification of Parts / Peripherals**
2. **Operating System Installation**-Install Operating Systems like Windows, Linux along with necessary Device Drivers.

3. MS-Office / Open Office

- a. **Word** - Formatting, Page Borders, Reviewing, Equations, symbols.
- b. **Spread Sheet** - organize data, usage of formula, graphs, charts.
- c. **Power point** - features of power point, guidelines for preparing an effective presentation.
- d. **Access**- creation of database, validate data.

4. **Network Configuration & Software Installation**-Configuring TCP/IP, proxy and firewall settings. Installing application software, system software & tools.

5. **Internet and World Wide Web**-Search Engines, Types of search engines, netiquette, cyber hygiene.

6. Trouble Shooting-Hardware trouble shooting, Software trouble shooting.

7. **MATLAB**- basic commands, subroutines, graph plotting.

8. **LATEX**-basic formatting, handling equations and images.

OUTCOMES:

- Common understanding of concepts, patterns of decentralization implementation in Africa †
- Identified opportunities for coordinated policy responses, capacity building and implementation of best practices †
- Identified instruments for improved decentralization to the local level †
- Identified strategies for overcoming constraints to effective decentralization and sustainable management at different levels

Text Books:

1. Computer Hardware, Installation, Interfacing, Troubleshooting and Maintenance, K.L. James, Eastern Economy Edition.
2. Microsoft Office 2007: Introductory Concepts and Techniques, Windows XP Edition by Gary B. Shelly, Misty E. Vermaat and Thomas J. Cashman (2007, Paperback).
3. LATEX- User's Guide and Reference manual, Leslie Lamport, Pearson, LPE, 2/e.
4. Getting Started with MATLAB: A Quick Introduction for Scientists and Engineers, Rudraprathap, Oxford University Press, 2002.
5. Scott Mueller's Upgrading and Repairing PCs, 18/e, Scott. Mueller, QUE, Pearson, 2008
6. The Complete Computer upgrade and repair book, 3/e, Cheryl A Schmidt, Dreamtech.
7. Comdex Information Technology course tool kit Vikas Gupta, WILEY Dreamtech.
8. Introduction to Information Technology, ITL Education Solutions limited, Pearson Education.

I Year - II Semester

L	T	P	C
4	0	0	3

ENGLISH -II

Introduction:

In view of the growing importance of English as a tool for global communication and the consequent emphasis on training the students to acquire communicative competence, the syllabus has been designed to develop linguistic and communicative competence of the students of Engineering.

As far as the detailed Textbooks are concerned, the focus should be on the skills of listening, speaking, reading and writing. The nondetailed Textbooks are meant for extensive reading for pleasure and profit.

Thus the stress in the syllabus is primarily on the development of communicative skills and fostering of ideas.

Objectives:

1. To improve the language proficiency of the students in English with emphasis on LSRW skills.
2. To enable the students to study and comprehend the prescribed lessons and subjects more effectively relating to their theoretical and practical components.
3. To develop the communication skills of the students in both formal and informal situations.

LISTENING SKILLS:

Objectives:

1. To enable the students to appreciate the role of listening skill and improve their pronunciation.
2. To enable the students to comprehend the speech of people belonging to different backgrounds and regions.
3. To enable the students to listen for general content, to fill up information and for specific information.

SPEAKING SKILLS:

Objectives:

1. To make the students aware of the importance of speaking for their personal and professional communication.
2. To enable the students to express themselves fluently and accurately in social and professional success.
3. To help the students describe objects, situations and people.
4. To make the students participate in group activities like roleplays, discussions and debates.
5. To make the students participate in Just a Minute talks.

READING SKILLS:

Objectives:

1. To enable the students to comprehend a text through silent reading.
2. To enable the students to guess the meanings of words, messages and inferences of texts in given contexts.
3. To enable the students to skim and scan a text.
4. To enable the students to identify the topic sentence.
5. To enable the students to identify discourse features.
6. To enable the students to make intensive and extensive reading.

WRITING SKILLS:

Objectives:

1. To make the students understand that writing is an exact formal skills.
2. To enable the students to write sentences and paragraphs.
3. To make the students identify and use appropriate vocabulary.
4. To enable the students to narrate and describe.
5. To enable the students capable of note-making.
6. To enable the students to write coherently and cohesively.
7. To make the students to write formal and informal letters.
8. To enable the students to describe graphs using expressions of comparison.
9. To enable the students to write technical reports.

Methodology:

1. The class are to be learner-centered where the learners are to read the texts to get a comprehensive idea of those texts on their own with the help of the peer group and the teacher.
2. Integrated skill development methodology has to be adopted with focus on individual language skills as per the tasks/exercise.
3. The tasks/exercises at the end of each unit should be completed by the learners only and the teacher intervention is permitted as per the complexity of the task/exercise.
4. The teacher is expected to use supplementary material wherever necessary and also generate activities/tasks as per the requirement.
5. The teacher is permitted to use lecture method when a completely new concept is introduced in the class.

Assessment Procedure: Theory

1. The formative and summative assessment procedures are to be adopted (mid exams and end semester examination).
2. Neither the formative nor summative assessment procedures should test the memory of the content of the texts given in the textbook. The themes and global comprehension of the units in the present day context with application of the language skills learnt in the unit are to be tested.
3. Only new unseen passages are to be given to test reading skills of the learners. Written skills are to be tested from sentence level to essay level. The communication formats—emails, letters and reports-- are to be tested along with appropriate language and expressions.
4. Examinations:

I mid exam + II mid exam (15% for descriptive tests+10% for online tests)= 25%

(80% for the best of two and 20% for the other)

Assignments= 5%

End semester exams=70%

5. Three take home assignments are to be given to the learners where they will have to read texts from the reference books list or other sources and write their gist in their own words.

The following text books are recommended for study in I B.Tech II Semester (Common for all branches)and I B.Pharma II Sem of JNTU Kakinada from the academic year 2016-17 (**R-16 Regulations**)

DETAILED TEXTBOOK: ENGLISH ENCOUNTERS Published by **Maruthi Publishers**.

DETAILED NON-DETAIL:THE GREAT INDIAN SCIENTISTS Published by **Cengage learning**

The course content along with the study material is divided into six units.

UNIT 1:

1. ' The Greatest Resource- Education' from English Encounters

OBJECTIVE:

Schumacher describes the education system by saying that it was mere training, something more than mere knowledge of facts.

OUTCOME:

The lesson underscores that the ultimate aim of Education is to enhance wisdom.

2. ' A P J Abdul Kalam' from The Great Indian Scientists.

OBJECTIVE:

The lesson highlights Abdul Kalam's contributions to Indian science and the awards he received.

OUTCOME:

Abdul Kalam's simple life and service to the nation inspires the readers to follow in his footsteps.

UNIT 2:

1. ' A Dilemma' from English Encounters

OBJECTIVE: The lesson centres on the pros and cons of the development of science and technology.

OUTCOME: The lesson enables the students to promote peaceful co-existence and universal harmony among people and society.

2. 'C V Raman' from The Great Indian Scientists.

OBJECTIVE:

The lesson highlights the dedicated research work of C V Raman and his achievements in Physics.

OUTCOME:

The Achievements of C V Raman are inspiring and exemplary to the readers and all scientists.

UNIT 3:

1. 'Cultural Shock': Adjustments to new Cultural Environments from English Encounters.

OBJECTIVE:

The lesson depicts of the symptoms of Cultural Shock and the aftermath consequences.

OUTCOME:

The lesson imparts the students to manage different cultural shocks due to globalization.

2. 'Homi Jehangir Bhabha' from The Great Indian Scientists.

OBJECTIVE:

The lesson highlights Homi Jehangir Bhabha's contributions to Indian nuclear programme as architect.

OUTCOME:

The seminal contributions of Homi Jehangir Bhabha to Indian nuclear programme provide an aspiration to the readers to serve the nation and strengthen it.

UNIT 4:

1. 'The Lottery' from English Encounters.

OBJECTIVE:

The lesson highlights insightful commentary on cultural traditions.

OUTCOME:

The theme projects society's need to re-examine its traditions when they are outdated.

2. 'Jagadish Chandra Bose' from The Great Indian Scientists.

OBJECTIVE:

The lesson gives an account of the unique discoveries and inventions of Jagadish Chandra Bose in Science.

OUTCOME: The Scientific discoveries and inventions of Jagadish Chandra Bose provide inspiration to the readers to make their own contributions to science and technology, and strengthen the nation.

UNIT 5:

1. ' The Health Threats of Climate Change' from English Encounters.

OBJECTIVE:

The essay presents several health disorders that spring out due to environmental changes

OUTCOME:

The lesson offers several inputs to protect environment for the sustainability of the future generations.

2. ' Prafulla Chandra Ray' from The Great Indian Scientists.

OBJECTIVE:

The lesson given an account of the experiments and discoveries in Pharmaceuticals of Prafulla Chandra Ray.

OUTCOME:

Prafulla Chandra Ray's scientific achievements and patriotic fervour provide inspiration to the reader.

UNIT 6:

1. ' The Chief Software Architect' from English Encounters

OBJECTIVE:

The lesson supports the developments of technology for the betterment of human life.

OUTCOME:

Pupil get inspired by eminent personalities who toiled for the present day advancement of software development.

2. ' Srinivasa Ramanujan' from The Great Indian Scientists.

OBJECTIVE:

The lesson highlights the extraordinary achievements of Srinivasa Ramanujan, a great mathematician and the most romantic figure in mathematics.

OUTCOME:

The lesson provides inspiration to the readers to think and tap their innate talents.

NOTE:

All the exercises given in the prescribed lessons in both detailed and non-detailed textbooks relating to the theme and language skills must be covered.

MODEL QUESTION PAPER FOR THEORY

PART- I

Six short answer questions on 6 unit themes

One question on eliciting student's response to any of the themes

PART-II

Each question should be from one unit and the last question can be a combination of two or more units.

Each question should have 3 sub questions: A,B & C

A will be from the main text: 5 marks

B from non-detailed text: 3 marks

C on grammar and Vocabulary: 6 marks

I Year - II Semester

L	T	P	C
4	0	0	3

MATHEMATICS-III

Course Objectives:

1. The course is designed to equip the students with the necessary mathematical skills and techniques that are essential for an engineering course.
2. The skills derived from the course will help the student from a necessary base to develop analytic and design concepts.
3. Understand the most basic numerical methods to solve simultaneous linear equations.

Course Outcomes: At the end of the Course, Student will be able to:

1. Determine rank, Eigenvalues and Eigen vectors of a given matrix and solve simultaneous linear equations.
2. Solve simultaneous linear equations numerically using various matrix methods.
3. Determine double integral over a region and triple integral over a volume.
4. Calculate gradient of a scalar function, divergence and curl of a vector function. Determine line, surface and volume integrals. Apply Green, Stokes and Gauss divergence theorems to calculate line, surface and volume integrals.

UNIT I: Linear systems of equations:

Rank-Echelon form-Normal form – Solution of linear systems – Gauss elimination - Gauss Jordan- Gauss Jacobi and Gauss Seidal methods.Applications: Finding the current in electrical circuits.

UNIT II: Eigen values - Eigen vectors and Quadratic forms:

Eigen values - Eigen vectors– Properties – Cayley-Hamilton theorem - Inverse and powers of a matrix by using Cayley-Hamilton theorem- Diagonalization- Quadratic forms- Reduction of quadratic form to canonical form – Rank - Positive, negative and semi definite - Index – Signature.
Applications: Free vibration of a two-mass system.

UNIT III: Multiple integrals:

Curve tracing: Cartesian, Polar and Parametric forms.
Multiple integrals: Double and triple integrals – Change of variables – Change of order of integration.
Applications: Finding Areas and Volumes.

UNIT IV: Special functions:

Beta and Gamma functions- Properties - Relation between Beta and Gamma functions- Evaluation of improper integrals.
Applications: Evaluation of integrals.

UNIT V: Vector Differentiation:

Gradient- Divergence- Curl - Laplacian and second order operators -Vector identities.
Applications: Equation of continuity, potential surfaces

UNIT VI: Vector Integration:

Line integral – Work done – Potential function – Area- Surface and volume integrals Vector integral theorems: Greens, Stokes and Gauss Divergence theorems (without proof) and related problems.
Applications: Work done, Force.

Text Books:

1. **B.S.Grewal**, Higher Engineering Mathematics, 43rd Edition, Khanna Publishers.
2. **N.P.Bali**, Engineering Mathematics, Lakshmi Publications.

Reference Books:

1. **Greenberg**, Advanced Engineering Mathematics, 2nd edition, Pearson edn
2. **Erwin Kreyszig**, Advanced Engineering Mathematics, 10th Edition, Wiley-India
3. **Peter O’Neil**, Advanced Engineering Mathematics, 7th edition, Cengage Learning.
4. **D.W. Jordan and T.Smith**, Mathematical Techniques, Oxford University Press.
5. **Srimanta Pal, Subodh C.Bhunia**, Engineering Mathematics, Oxford University Press.
6. **Dass H.K., Rajnish Verma. Er.**, Higher Engineering Mathematics, S. Chand Co. Pvt. Ltd, Delhi.

I Year - II Semester

L	T	P	C
4	0	0	3

APPLIED CHEMISTRY
(Common to EEE, ECE, CSE, IT, EIE, E.Com.E,)

Knowledge of basic concepts of Chemistry for Engineering students will help them as professional engineers later in design and material selection, as well as utilizing the available resources.

Learning Objectives:

- Plastics are nowadays used in household appliances; also they are used as composites (FRP) in aerospace industries (Unit I).
- Fuels as a source of energy are a basic need of any industry, particularly industries like thermal power stations, steel industry, fertilizer industry etc., and hence they are introduced (Unit II).
- The basics for the construction of galvanic cells as well as some of the sensors used in instruments are introduced. Also if corrosion is to be controlled, one has to understand the mechanism of corrosion which itself is explained by electrochemical theory (Unit III).
- With the increase in demand, a wide variety of materials are coming up; some of them have excellent engineering properties and a few of these materials are introduced (Unit IV).
- Understanding of crystal structures will help to understand the conductivity, semiconductors and superconductors. Magnetic properties are also studied (Unit V).
- With the increase in demand for power and also with depleting sources of fossil fuels, the demand for alternative sources of fuels is increasing. Some of the prospective fuel sources are introduced (Unit VI).

UNIT I: HIGH POLYMERS AND PLASTICS

Polymerisation : Introduction- Mechanism of polymerization - Stereo regular polymers – methods of polymerization (emulsion and suspension) -Physical and mechanical properties – Plastics as engineering materials : advantages and limitations – Thermoplastics and Thermosetting plastics – Compounding and fabrication (4/5 techniques)- Preparation, properties and applications of polyethene, PVC, Bakelite Teflon and polycarbonates
Elastomers – Natural rubber- compounding and vulcanization – Synthetic rubbers : Buna S, Buna N, Thiokol and polyurethanes – Applications of elastomers.
Composite materials & Fiber reinforced plastics – Biodegradable polymers – Conducting polymers.

UNIT II: FUEL TECHNOLOGY

Fuels:- Introduction – Classification – Calorific value - HCV and LCV – Dulong’s formula – Bomb calorimeter – Numerical problems – Coal — Proximate and ultimate analysis – Significance of the analyses – Liquid fuels – Petroleum- Refining – Cracking – Synthetic petrol –Petrol knocking – Diesel knocking - Octane and Cetane ratings – Anti-knock agents – Power alcohol – Bio-diesel – Gaseous fuels – Natural gas. LPG and CNG – Combustion – Calculation of air for the combustion of a fuel – Flue gas analysis – Orsat apparatus – Numerical problems on combustion.

Explosives:- Introduction, classification, examples: RDX, TNT and ammonium nitrite - rocket fuels.

UNIT III: ELECTROCHEMICAL CELLS AND CORROSION

Galvanic cells - Reversible and irreversible cells – Single electrode potential – Electro chemical series and uses of this series- Standard electrodes (Hydrogen and Calomel electrodes) - Concentration Cells – Batteries: Dry Cell - Ni-Cd cells - Ni-Metal hydride cells - Li cells - Zinc – air cells.

Corrosion:- Definition – Theories of Corrosion (electrochemical) – Formation of galvanic cells by different metals, by concentration cells, by differential aeration and waterline corrosion – Passivity of metals – Pitting corrosion - Galvanic series – Factors which influence the rate of corrosion - Protection from corrosion – Design and material selection – Cathodic protection - Protective coatings: – Surface preparation – Metallic (cathodic and anodic) coatings - Methods of application on metals (Galvanizing, Tinning, Electroplating, Electroless plating)

UNIT IV: CHEMISTRY OF ADVANCED MATERIALS

Nano materials:- Introduction – Sol-gel method & chemical reduction method of preparation – Characterization by BET method and TEM methods - Carbon nano tubes and fullerenes: Types, preparation, properties and applications

Liquid crystals:- Introduction – Types – Applications

Superconductors :- Type-I & Type-2, properties & applications

Green synthesis:- Principles - 3 or 4 methods of synthesis with examples – R_4M_4 principles

UNIT V: SOLID STATE CHEMISTRY

Types of solids - close packing of atoms and ions - BCC, FCC, structures of rock salt - cesium chloride- spinel - normal and inverse spinels,

Non-elemental **semiconducting Materials:-** Stoichiometric, controlled valency & Chalcogen photo/semiconductors, Preparation of Semiconductors - Semiconductor Devices:- p-n junction diode as rectifier – junction transistor.

Insulators (electrical and electronic applications)

Magnetic materials:- Ferro and ferri magnetism. Hall effect and its applications.

UNIT VI: NON CONVENTIONAL ENERGY SOURCES AND STORAGE DEVICES

Solar Energy: - Introduction, application of solar energy, conversion of solar energy (Thermal conversion & photo conversion) – photovoltaic cell: design, working and its importance

Non-conventional energy sources:

- (i) Hydropower include setup a hydropower plant (schematic diagram)
- (ii) Geothermal energy: Introduction-schematic diagram of a geothermal power plant
- (iii) Tidal and wave power: Introduction- Design and working-movement of tides and their effect on sea level.
- (iv) Ocean thermal energy: Introduction, closed-cycle, ocean thermal energy conversion (OTEC), open cycle OTEC, hybrid OTEC, schematic diagram and explanation.
- (v) Biomass and biofuels

Fuel cells:- Introduction - cell representation, H_2-O_2 fuel cell: Design and working, advantages and limitations. Types of fuel cells: Alkaline fuel cell - methanol-oxygen - phosphoric acid fuel cells - molten carbonate fuel cells.

Outcomes: The advantages and limitations of plastic materials and their use in design would be understood. Fuels which are used commonly and their economics, advantages and limitations are discussed. Reasons for corrosion and some methods of corrosion control would be understood. The students would be now aware of materials like nano-materials and fullerenes and their uses. Similarly liquid crystals and superconductors are understood. The importance of green synthesis is well understood and how they are different from conventional methods is also explained. Conductance phenomenon is better understood. The students are exposed to some of the alternative fuels and their advantages and limitations.

Standard Books:

1. Engineering Chemistry by Jain and Jain; Dhanpat Rai Publishing Co.
2. Engineering Chemistry by Shikha Agarwal; Cambridge University Press, 2015 edition.

Reference Books:

1. Engineering Chemistry of Wiley India Pvt. Ltd., Vairam and others, 2014 edition (second).
2. Engineering Chemistry by Prasanth Rath, Cengage Learning, 2015 edition.
3. A text book of engineering Chemistry by S. S. Dara; S. Chand & Co Ltd., Latest Edition
4. Applied Chemistry by H.D. Gesser, Springer Publishers
5. Text book of Nano-science and nanotechnology by B.S. Murthy, P. Shankar and others, University Press, IIM

I Year - II Semester

L	T	P	C
4	0	0	3

ELECTRICAL & MECHANICAL TECHNOLOGY

ELECTRICAL TECHNOLOGY:

Preamble:

This course covers the topics related to analysis of various electrical circuits, operation of various electrical machines, various electronic components to perform well in their respective fields.

Learning Objectives:

- To learn the basic principles of electrical law's and analysis of networks.
- To understand the principle of operation and construction details of DC machines.
- To understand the principle of operation and construction details of transformer.
- To understand the principle of operation and construction details of alternator and 3-Phase induction motor.
- To Understand the principles and construction of various measuring instruments.

Unit - I

DC Machines:

Principle of operation of DC generator – emf equation – types of DC machine – torque equation of DC motor – applications – three point starter, speed control methods – OCC of DC generator

Transformers: Principle of operation of single phase transformers – e.m.f equation – losses –efficiency and regulation.

Unit - II

AC Rotating Machines:

Principle of operation of alternators – regulation by synchronous impedance method –principle of operation of 3-Phase induction motor – slip-torque characteristics - efficiency – applications.

Unit III

Measuring Instruments:

Classification – Deflection, controlling, damping torque, ammeter, voltmeter, wattmeter, MI, MC instruments – Energy meter – Construction of CRO.

Learning Outcomes:

- Able to analyse the various electrical networks.
- Able to understand the operation of DC generator, DC Motor ,3-point starter and Speed control methods.
- Able to analyse the performance of transformer.
- Able to explain the operation of 3-phase alternator and 3-phase induction motors.
- Able to explain the working principle of various measuring instruments.

MECHANICAL TECHNOLOGY

Learning Objectives: The content of this course shall provide the student the basic concepts of various mechanical systems and exposes the student to a wide range of equipment and their utility in a practical situation. It shall provide the fundamental principles of fuels, I.C. Engines, transmission systems, heat transfer fundamentals and various manufacturing operations usually exist in any process plant.

UNIT-IV:

Energy Sources: Renewable and non renewable energy resources, renewable energy forms and conversions. Thermodynamic principles and laws.

Internal combustion engines: classification – working principle - engine components. Four stroke and two stroke petrol and diesel engines, comparisons. Performance parameters: IP, BP, FP, SFC, BTE, ITE, ME.

UNIT-V:

Heat Transfer: Modes of heat transfer- heat transfer parameters, various thermo physical properties. Conduction - heat transfer for extended surfaces, Types of fins, Fin equation for rectangular fin, Fin efficiency, Fin effectiveness. Convection – Mechanism, Natural and Forced Convection. Heat Transfer in laminar and turbulent flow over a flat plate. Radiation heat transfer: Thermal radiation, Blackbody radiation, Radiation intensity, Radiative properties, Basic laws of radiation.

UNIT-VI:

Transmission of power and manufacturing methods:

Belt, rope and chain drives- Different types - power transmission by belts and ropes, initial tensions in the belt.

Gears: classification of gears, applications.

Metal joining: arc welding, resistance welding, gas welding, brazing and soldering

Metal forming: forging – operations, rolling and extrusion principles

Machine tool: lathe classification, specifications, and operations.

Outcomes:

After completing the course, the student shall be able to understand:

- Working of I.C. Engines
- Modes of Heat transfer
- Power transmission by drives and different manufacturing methods.

Text Books:

1. Electrical Technology by Surinder Pal Bali, Pearson Publications.
2. Electrical Circuit Theory and Technology by John Bird, Routledge Taylor & Francis Group
3. Mechanical Engineering Science K R Gopala Krishna, Subhas publications
4. Elements of Mechanical Engineering, M.L. Mathur, F.S.Metha & R.P.Tiwari Jain Brothers Pubs., 2009.
5. Heat transfer by P.K. Nag, Tata McGraw-Hill

Reference Books:

1. Basic Electrical Engineering by M.S.Naidu and S.Kamakshiah, TMH Publications
2. Fundamentals of Electrical Engineering by Rajendra Prasad, PHI Publications, 2nd edition
3. Basic Electrical Engineering by Nagsarkar, Sukhija, Oxford Publications, 2nd edition
4. Electrical Engineering – Prasad, Sivanagaraju, Cengage Learning
5. Theory of machines by Rattan McGraw-Hill publications
6. Production Technology by P.N.Rao by I & II McGraw-Hill publications

I Year - II Semester

L	T	P	C
4	0	0	3

ENVIRONMENTAL STUDIES

Course Learning Objectives:

The objectives of the course is to impart

- Overall understanding of the natural resources
- Basic understanding of the ecosystem and its diversity
- Acquaintance on various environmental challenges induced due to unplanned anthropogenic activities
- An understanding of the environmental impact of developmental activities
- Awareness on the social issues, environmental legislation and global treaties

Course Outcomes:

The student should have knowledge on

- The natural resources and their importance for the sustenance of the life and recognize the need to conserve the natural resources
- The concepts of the ecosystem and its function in the environment. The need for protecting the producers and consumers in various ecosystems and their role in the food web
- The biodiversity of India and the threats to biodiversity, and conservation practices to protect the biodiversity
- Various attributes of the pollution and their impacts and measures to reduce or control the pollution along with waste management practices
- Social issues both rural and urban environment and the possible means to combat the challenges
- The environmental legislations of India and the first global initiatives towards sustainable development.
- About environmental assessment and the stages involved in EIA and the environmental audit.
- Self Sustaining Green Campus with Environment Friendly aspect of – Energy, Water and Wastewater reuse Plantation, Rain water Harvesting, Parking Curriculum.

Syllabus:

UNIT – I Multidisciplinary nature of Environmental Studies: Definition, Scope and Importance –Sustainability: Stockholm and Rio Summit–Global Environmental Challenges: Global warming and climate change, Carbon Credits, acid rains, ozone layer depletion, population growth and explosion, effects. Role of information Technology in Environment and human health.

Ecosystems: Concept of an ecosystem. - Structure and function of an ecosystem. - Producers, consumers and decomposers. - Energy flow in the ecosystem - Ecological succession. - Food chains, food webs and ecological pyramids. - Introduction, types, characteristic features, structure and function of Forest ecosystem, Grassland ecosystem, Desert ecosystem, Aquatic ecosystems.

UNIT – II Natural Resources: Natural resources and associated problems

Forest resources – Use and over – exploitation, deforestation – Timber extraction – Mining, dams and other effects on forest and tribal people

Water resources – Use and over utilization of surface and ground water – Floods, drought, conflicts over water, dams – benefits and problems

Mineral resources: Use and exploitation, environmental effects of extracting and using mineral resources, Sustainable mining of Granite, Lignite, Coal, Sea and River sands.

Food resources: World food problems, changes caused by non-agriculture activities-effects of modern agriculture, fertilizer-pesticide problems, water logging, salinity

Energy resources: Growing energy needs, renewable and non-renewable energy sources use of alternate energy sources Vs Oil and Natural Gas Extraction.

Land resources: Land as a resource, land degradation, Wasteland reclamation, man induced landslides, soil erosion and desertification. Role of an individual in conservation of natural resources. Equitable use of resources for sustainable lifestyles.

UNIT – III Biodiversity and its conservation: Definition: genetic, species and ecosystem diversity- classification - Value of biodiversity: consumptive use, productive use, social-Biodiversity at national and local levels. India as a mega-diversity nation - Hot-spots of biodiversity - Threats to biodiversity: habitat loss, man-wildlife conflicts - Endangered and endemic species of India – Conservation of biodiversity: conservation of biodiversity.

UNIT – IV Environmental Pollution: Definition, Cause, effects and control measures of Air pollution, Water pollution, Soil pollution, Noise pollution, Nuclear hazards. Role of an individual in prevention of pollution. - Pollution case studies, Sustainable Life Studies.

Solid Waste Management: Sources, Classification, effects and control measures of urban and industrial solid wastes. Consumerism and waste products, Biomedical, Hazardous and e – waste management.

UNIT – V Social Issues and the Environment: Urban problems related to energy -Water conservation, rain water harvesting-Resettlement and rehabilitation of people; its problems and concerns. Environmental ethics: Issues and possible solutions. Environmental Protection Act -Air (Prevention and Control of Pollution) Act. –Water (Prevention and control of Pollution) Act -Wildlife Protection Act -Forest Conservation Act-Issues involved in enforcement of environmental legislation. -Public awareness.

UNIT – VI Environmental Management: Impact Assessment and its significance various stages of EIA, preparation of EMP and EIS, Environmental audit. Ecotourism, Green Campus – Green business and Green politics.

The student should Visit an Industry/Ecosystem and submit a report individually on any issues related to Environmental Studies course and make a power point presentation.

Text Books:

1. Environmental Studies, K.V. S. G. Murali Krishna, VGS Publishers, Vijayawada
2. Environmental Studies , R. Rajagopalan, 2nd Edition, 2011, Oxford University Press.
3. Environmental Studies, P.N. Palanisamy, P. Manikandan, A. Geetha, and K. Manjula Rani; Pearson Education, Chennai

Reference:

1. Text Book of Environmental Studies, Deeshita Dave & P. Udaya Bhaskar, Cengage Learning.
2. A Textbook of Environmental Studies, Shaashi Chawla, TMH, New Delhi
3. Environmental Studies, Benny Joseph, Tata McGraw Hill Co, New Delhi
4. "Perspectives in Environment Studies" Anubha Kaushik, C P Kaushik, New Age International Publishers, 2014

I Year - II Semester

L	T	P	C
4	0	0	3

DATA STRUCTURES

OBJECTIVES:

- To be familiar with basic techniques handling problems with Data structures
- Solve problems using data structures such as linear lists, stacks, queues, hash tables

UNIT-I: ARRAYS

Abstract Data Type, The Array as an Abstract Data Type, The Polynomial Abstract Data type-Polynomial Representation- Polynomial Addition. Sparse Matrices, Introduction- Sparse Matrix Representation- Transposing a Matrix- Matrix Multiplication, Representation of Arrays.

UNIT-II: STACKS AND QUEUES

The Stack Abstract Data Type, The Queue Abstract Data Type, Evaluation of Expressions, Expression- Postfix Notation- Infix to Postfix.

UNIT-III: LINKED LISTS

Single Linked List and Chains, Circular Lists, Available Space Lists, Linked Stacks and Queues, Polynomials, Polynomial Representation- Adding Polynomials- Circular List Representation of Polynomials, Equivalence Classes, Sparse Matrices, Sparse Matrix Representation- Sparse Matrix Input- Deleting a Sparse Matrix, Doubly Linked Lists, Generalized Lists, Representation of Generalized Lists- Recursive Algorithms for Lists- Reference Counts, Shared and Recursive Lists

UNIT-IV: TREES

Representation of Trees, Binary Trees, The Abstract Data Type, Properties of Binary Trees, Binary Tree Representations, Binary Tree Traversal, Introduction, Inorder Traversal Preorder Traversal, Postorder Traversal, Thread Binary Trees, Threads, Inorder Traversal of a Threaded Binary Tree, Inserting a Node into a Threaded Binary Tree, Heaps, Priority Queues, Definition of a Max Heap, Insertion into a Max Heap, Deletion from a Max Heap, Binary Search Trees, Definition, Searching a Binary Search Tree, Insertion into a Binary Search Tree, Deletion from a Binary Search Tree, Height of Binary Search Tree.

UNIT-V: GRAPHS

The Graph Abstract Data Type, Introduction, Definition, Graph Representation, Elementary Graph Operation, Depth First Search, Breadth First Search, Connected Components, Spanning Trees, Biconnected Components, Minimum Cost Spanning Trees, Kruskal S Algorithm, Prim s Algorithm, Sollin's Algorithm, Shortest Paths and Transitive Closure, Single Source/All Destination: Nonnegative Edge Cost, Single Source/All Destination: General Weights, All-Pairs Shortest Path, Transitive Closure.

UNIT-VI: SORTING

Insertion Sort, Quick Sort, Merge Sort Merging, Iterative Merge Sort, Recursive Merge Sort, Heap Sort, Summary of Internal Sorting

OUTCOMES:

- Apply advanced data structure strategies for exploring complex data structures.
- Compare and contrast various data structures and design techniques in the area Of Performance.
- Implement all data structures like stacks, queues, trees, lists and graphs and compare their Performance and trade offs

Text Books:

1. Data structures, Algorithms and Applications in C++, S.Sahni, University Press (India) Pvt.Ltd, 2nd edition, Universities Press Orient Longman Pvt. Ltd.
2. Data structures and Algorithm Analysis in C++, Mark Allen Weiss, Pearson Education. Ltd., Second Edition.
3. Data structures and algorithms in C++, 3rd Edition, Adam Drozdek, Thomson□

Reference Books:

1. Data structures and Algorithm Analysis in C++, Mark Allen Weiss, Pearson Education. Ltd., Second Edition.□
2. Data structures using C and C++, Langsam, Augenstein and Tanenbaum, PHI.□
3. Problem solving with C++, The OOP, Fourth edition, W.Savitch, Pearson education.

I Year - II Semester

L	T	P	C
0	0	3	2

APPLIED/ENGINEERING CHEMISTRY LABORATORY

1. Introduction to Chemistry laboratory – Molarity, Normality, Primary, secondary standard solutions, Volumetric titrations, Quantitative analysis, Qualitative analysis, etc.
2. Trial experiment - Determination of HCl using standard Na₂CO₃ solution.
3. Determination of alkalinity of a sample containing Na₂CO₃ and NaOH.
4. Determination of KMnO₄ using standard Oxalic acid solution.
5. Determination of Ferrous iron using standard K₂Cr₂O₇ solution.
6. Determination of Copper using standard K₂Cr₂O₇ solution.
7. Determination of temporary and permanent hardness of water using standard EDTA solution.
8. Determination of Copper using standard EDTA solution.
9. Determination of Iron by a Colorimetric method using thiocyanate as reagent.
10. Determination of pH of the given sample solution using pH meter.
11. Conductometric titration between strong acid and strong base.
12. Conductometric titration between strong acid and weak base.
13. Potentiometric titration between strong acid and strong base.
14. Potentiometric titration between strong acid and weak base.
15. Determination of Zinc using standard EDTA solution.
16. Determination of Vitamin – C.

Outcomes: The students entering into the professional course have practically very little exposure to lab classes. The experiments introduce volumetric analysis; redox titrations with different indicators; EDTA titrations; then they are exposed to a few instrumental methods of chemical analysis. Thus at the end of the lab course, the student is exposed to different methods of chemical analysis and use of some commonly employed instruments. They thus acquire some experimental skills.

Reference Books

1. A Textbook of Quantitative Analysis, Arthur J. Vogel.
2. Dr. Jyotsna Cherukuris (2012) *Laboratory Manual of engineering chemistry-II*, VGS Techno Series
3. Chemistry Practical Manual, Lorven Publications K. Mukkanti (2009) *Practical Engineering Chemistry*, B.S. Publication.

I Year - II Semester	L	T	P	C
	0	0	3	2

ENGLISH - COMMUNICATION SKILLS LAB - 2

PRESCRIBED LAB MANUAL FOR SEMESTER II:

'**INTERACT**: English Lab Manual for Undergraduate Students' Published by **Orient Blackswan Pvt Ltd.**

OBJECTIVES:

To enable the students to learn demonstratively the communication skills of listening, speaking, reading and writing.

OUTCOME:

A study of the communicative items in the laboratory will help the students become successful in the competitive world.

The course content along with the study material is divided into six units.

UNIT 1:

1. Debating - Practice work

UNIT 2:

1. Group Discussions -- Practice work

UNIT 3:

1. Presentation Skills - Practice work

UNIT 4:

1. Interview Skills - Practice work

UNIT 5:

1. Email, Curriculum Vitae - Practice work

UNIT 6:

1. Idiomatic Expressions
2. Common Errors in English - Practice work

Reference Books:

1. Strengthen your communication skills by Dr M Hari Prasad, Dr Salivendra Raju and Dr G Suvarna Lakshmi, Maruti Publications.
2. English for Professionals by Prof Eliah, B.S Publications, Hyderabad.
3. Unlock, Listening and speaking skills 2, Cambridge University Press
4. Spring Board to Success, Orient BlackSwan
5. A Practical Course in effective english speaking skills, PHI
6. Word power made handy, Dr shalini verma, Schand Company
7. Let us hear them speak, Jayashree Mohanraj, Sage texts
8. Professional Communication, Aruna Koneru, Mc Grawhill Education
9. Cornerstone, Developing soft skills, Pearson Education

I Year - II Semester

L	T	P	C
0	0	3	2

COMPUTER PROGRAMMING LAB

OBJECTIVES:

- Understand the basic concept of C Programming, and its different modules that includes conditional and looping expressions, Arrays, Strings, Functions, Pointers, Structures and File programming.
- Acquire knowledge about the basic concept of writing a program.
- Role of constants, variables, identifiers, operators, type conversion and other building blocks of C Language.
- Use of conditional expressions and looping statements to solve problems associated with conditions and repetitions.
- Role of Functions involving the idea of modularity.

Programming

Exercise - 1 Basics

- a) What is an OS Command, Familiarization of Editors - vi, Emacs
- b) Using commands like mkdir, ls, cp, mv, cat, pwd, and man
- c) C Program to Perform Adding, Subtraction, Multiplication and Division of two numbers From Command line

Exercise - 2 Basic Math

- a) Write a C Program to Simulate 3 Laws at Motion
- b) Write a C Program to convert Celsius to Fahrenheit and vice versa

Exercise - 3 Control Flow - I

- a) Write a C Program to Find Whether the Given Year is a Leap Year or not.
- b) Write a C Program to Add Digits & Multiplication of a number

Exercise – 4 Control Flow - II

- a) Write a C Program to Find Whether the Given Number is
 - i) Prime Number
 - ii) Armstrong Number
- b) Write a C program to print Floyd Triangle
- c) Write a C Program to print Pascal Triangle

Exercise – 5 Functions

- a) Write a C Program demonstrating of parameter passing in Functions and returning values.
- b) Write a C Program illustrating Fibonacci, Factorial with Recursion without Recursion

Exercise – 6 Control Flow - III

- a) Write a C Program to make a simple Calculator to Add, Subtract, Multiply or Divide Using switch...case
- b) Write a C Program to convert decimal to binary and hex (using switch call function the function)

Exercise – 7 Functions - Continued

Write a C Program to compute the values of $\sin x$ and $\cos x$ and e^x values using Series expansion. (use factorial function)

Exercise – 8 Arrays

Demonstration of arrays

- a) Search-Linear.
- b) Sorting-Bubble, Selection.
- c) Operations on Matrix.

Exercises - 9 Structures

- a) Write a C Program to Store Information of a Movie Using Structure
- b) Write a C Program to Store Information Using Structures with Dynamically Memory Allocation
- c) Write a C Program to Add Two Complex Numbers by Passing Structure to a Function

Exercise - 10 Arrays and Pointers

- a) Write a C Program to Access Elements of an Array Using Pointer
- b) Write a C Program to find the sum of numbers with arrays and pointers.

Exercise – 11 Dynamic Memory Allocations

- a) Write a C program to find sum of n elements entered by user. To perform this program, allocate memory dynamically using malloc () function.
- b) Write a C program to find sum of n elements entered by user. To perform this program, allocate memory dynamically using calloc () function.

Understand the difference between the above two programs

Exercise – 12 Strings

- a) Implementation of string manipulation operations **with** library function.
 - i) copy
 - ii) concatenate
 - iii) length
 - iv) compare
- b) Implementation of string manipulation operations **without** library function.
 - i) copy
 - ii) concatenate
 - iii) length
 - iv) compare

Exercise -13 Files

- a) Write a C programming code to open a file and to print its contents on screen.
- b) Write a C program to copy files

Exercise - 14 Files Continued

- a) Write a C program that merges two files and stores their contents in another file.
- b) Write a C program to delete a file.

OUTCOMES:

- Apply and practice logical ability to solve the problems.
- Understand C programming development environment, compiling, debugging, and linking and executing a program using the development environment
- Analyzing the complexity of problems, Modularize the problems into small modules and then convert them into programs
- Understand and apply the in-built functions and customized functions for solving the problems.
- Understand and apply the pointers, memory allocation techniques and use of files for dealing with variety of problems.
- Document and present the algorithms, flowcharts and programs in form of user-manuals
- Identification of various computer components, Installation of software

Note:

- a) **All the Programs must be executed in the Linux Environment. (Mandatory)**
- b) **The Lab record must be a print of the LATEX (.tex) Format.**

II Year - I Semester

L	T	P	C
4	0	0	3

ELECTRONIC DEVICES AND CIRCUITS

Objectives:

The main objectives of this course are:

- The basic concepts of semiconductor physics are to be reviewed.
- Study the physical phenomena such as conduction, transport mechanism and electrical characteristics of different diodes.
- The application of diodes as rectifiers with their operation and characteristics with and without filters are discussed.
- The principal of working and operation of Bipolar Junction Transistor and Field Effect Transistor and their characteristics are explained.
- The need of transistor biasing and its significance is explained. The quiescent point or operating point is explained.
- Small signal equivalent circuit analysis of BJT and FET transistor amplifiers in different configuration is explained.

Syllabus:

UNIT-I:Semi Conductor Physics : Insulators, Semi conductors, and Metals classification using energy band diagrams, mobility and conductivity, electrons and holes in intrinsic semi conductors, extrinsic semi conductors, drift and diffusion, charge densities in semiconductors, Hall effect, continuity equation, law of junction, Fermi Dirac function, Fermi level in intrinsic and extrinsic Semiconductors

UNIT- II: Junction Diode Characteristics : Open circuited p-n junction, Biased p-n junction, p-n junction diode, current components in PN junction Diode, diode equation, V-I Characteristics, temperature dependence on V-I characteristics, Diode resistance, Diode capacitance, energy band diagram of PN junction Diode.

Special Semiconductor Diodes: Zener Diode, Breakdown mechanisms, Zener diode applications, LED, Photo diode, Tunnel Diode, SCR, UJT. Construction, operation and characteristics of all the diodes are required to be considered.

UNIT- III: Rectifiers and Filters: Basic Rectifier setup, half wave rectifier, full wave rectifier, bridge rectifier, derivations of characteristics of rectifiers, rectifier circuits-operation, input and output waveforms, Filters, Inductor filter, Capacitor filter, comparison of various filter circuits in terms of ripple factors.

UNIT- IV: Transistor Characteristics:

BJT: Junction transistor, transistor current components, transistor equation, transistor configurations, transistor as an amplifier, characteristics of transistor in Common Base, Common Emitter and Common Collector configurations, Ebers-Moll model of a transistor, punch through/ reach through, Photo transistor, typical transistor junction voltage values.

FET: FET types, construction, operation, characteristics, parameters, MOSFET-types, construction, operation, characteristics, comparison between JFET and MOSFET.

UNIT- V: Transistor Biasing and Thermal Stabilization : Need for biasing, operating point, load line analysis, BJT biasing- methods, basic stability, fixed bias, collector to base bias, self bias, Stabilization against variations in V_{BE} , I_c , and β , Stability factors, (S, S', S'') , Bias compensation, Thermal runaway, Thermal stability.

FET Biasing- methods and stabilization.

UNIT- VI: Small Signal Low Frequency Transistor Amplifier Models:

BJT: Two port network, Transistor hybrid model, determination of h-parameters, conversion of h-parameters, generalized analysis of transistor amplifier model using h-parameters, Analysis of CB, CE and CC amplifiers using exact and approximate analysis, Comparison of transistor amplifiers.

FET: Generalized analysis of small signal model, Analysis of CG, CS and CD amplifiers, comparison of FET amplifiers.

Text Books:

1. Electronic Devices and Circuits- J. Millman, C. Halkias, Tata Mc-Graw Hill, Second Edition.
2. Integrated Electronics- Jacob Millman, C. Halkies, C.D.Parikh, Tata Mc-Graw Hill, 2009.

References:

1. Electronic Devices and Circuits-K. Satya Prasad, VGS Book Links.
2. Electronic Devices and Circuits-Salivahanan, Kumar, Vallavaraj, Tata Mc-Graw Hill, Second Edition
3. Electronic Devices and Circuits – Bell, Oxford

Outcomes:

At the end of this course the student can able to:

- Understand the basic concepts of semiconductor physics.
- Understand the formation of p-n junction and how it can be used as a p-n junction as diode in different modes of operation.
- Know the construction, working principle of rectifiers with and without filters with relevant expressions and necessary comparisons.
- Understand the construction, principle of operation of transistors, BJT and FET with their V-I characteristics in different configurations.
- Know the need of transistor biasing, various biasing techniques for BJT and FET and stabilization concepts with necessary expressions.
- Perform the analysis of small signal low frequency transistor amplifier circuits using BJT and FET in different configurations.

II Year - I Semester

L	T	P	C
4	0	0	3

SWITCHING THEORY AND LOGIC DESIGN

UNIT – I: REVIEW OF NUMBER SYSTEMS & CODES:

- i) Representation of numbers of different radix, conversion from one radix to another radix, $r-1$'s complements and r 's complements of signed members, problem solving.
- ii) 4 bit codes, BCD, Excess-3, 2421, 84-2-1 9 's complement code etc.,
- iii) Logic operations and error detection & correction codes; Basic logic operations -NOT, OR, AND, Universal building blocks, EX-OR, EX-NOR - Gates, Standard SOP and POS, Forms, Gray code, error detection, error correction codes (parity checking, even parity, odd parity, Hamming code) NAND-NAND and NOR-NOR realizations.

UNIT – II: MINIMIZATION TECHNIQUES

Boolean theorems, principle of complementation & duality, De-morgan theorems, minimization of logic functions using Boolean theorems, minimization of switching functions using K-Map up to 6 variables, tabular minimization, problem solving (code-converters using K-Map etc..).

UNIT – III: COMBINATIONAL LOGIC CIRCUITS DESIGN

Design of Half adder, full adder, half subtractor, full subtractor, applications of full adders, 4-bit binary subtractor, adder-subtractor circuit, BCD adder circuit, Excess 3 adder circuit, look-a-head adder circuit, Design of decoder, demultiplexer, 7 segment decoder, higher order demultiplexing, encoder, multiplexer, higher order multiplexing, realization of Boolean functions using decoders and multiplexers, priority encoder, 4-bit digital comparator.

UNIT – IV: INTRODUCTION OF PLD's

PROM, PAL, PLA-Basics structures, realization of Boolean function with PLDs, programming tables of PLDs, merits & demerits of PROM, PAL, PLA comparison, realization of Boolean functions using PROM, PAL, PLA, programming tables of PROM, PAL, PLA.

UNIT – V: SEQUENTIAL CIRCUITS I

Classification of sequential circuits (synchronous and asynchronous); basic flip-flops, truth tables and excitation tables (nand RS latch, nor RS latch, RS flip-flop, JK flip-flop, T flip-flop, D flip-flop with reset and clear terminals). Conversion from one flip-flop to flip-flop. Design of ripple counters, design of synchronous counters, Johnson counter, ring counter. Design of registers - Buffer register, control buffer register, shift register, bi-directional shift register, universal shift register.

UNIT – VI: SEQUENTIAL CIRCUITS II

Finite state machine; Analysis of clocked sequential circuits, state diagrams, state tables, reduction of state tables and state assignment, design procedures. Realization of circuits using various flip-flops. Mealy to Moore conversion and vice-versa.

TEXT BOOKS:

1. Switching Theory and Logic Design by Hill and Peterson Mc-Graw Hill TMH edition.
2. Switching Theory and Logic Design by A. Anand Kumar
3. Digital Design by Mano PHI.

REFERENCE BOOKS:

1. Modern Digital Electronics by RP Jain, TMH
2. Fundamentals of Logic Design by Charles H. Roth Jr, Jaico Publishers
3. Micro electronics by Milliman MH edition.

II Year - I Semester

L	T	P	C
4	0	0	3

SIGNALS & SYSTEMS

OBJECTIVES:

The main objectives of this course are given below:

- To introduce the terminology of signals and systems.
- To introduce Fourier tools through the analogy between vectors and signals.
- To introduce the concept of sampling and reconstruction of signals.
- To analyze the linear systems in time and frequency domains.
- To study z-transform as mathematical tool to analyze discrete-time signals and systems.

UNIT- I: INTRODUCTION: Definition of Signals and Systems, Classification of Signals, Classification of Systems, Operations on signals: time-shifting, time-scaling, amplitude-shifting, amplitude-scaling. Problems on classification and characteristics of Signals and Systems. Complex exponential and sinusoidal signals, Singularity functions and related functions: impulse function, step function, signum function and ramp function. Analogy between vectors and signals, orthogonal signal space, Signal approximation using orthogonal functions, Mean square error, closed or complete set of orthogonal functions, Orthogonality in complex functions.

UNIT –II: FOURIER SERIES AND FOURIER TRANSFORM:

Fourier series representation of continuous time periodic signals, properties of Fourier series, Dirichlet's conditions, Trigonometric Fourier series and Exponential Fourier series, Complex Fourier spectrum. Deriving Fourier transform from Fourier series, Fourier transform of arbitrary signal, Fourier transform of standard signals, Fourier transform of periodic signals, properties of Fourier transforms, Fourier transforms involving impulse function and Signum function. Introduction to Hilbert Transform.

UNIT –III: SAMPLING THEOREM – Graphical and analytical proof for Band Limited Signals, impulse sampling, Natural and Flat top Sampling, Reconstruction of signal from its samples, effect of under sampling – Aliasing, Introduction to Band Pass sampling.

UNIT-IV: ANALYSIS OF LINEAR SYSTEMS: Linear system, impulse response, Response of a linear system, Linear time invariant (LTI) system, Linear time variant (LTV) system, Concept of convolution in time domain and frequency domain, Graphical representation of convolution, Transfer function of a LTI system. Filter characteristics of linear systems. Distortion less transmission through a system, Signal bandwidth, system bandwidth, Ideal LPF, HPF and BPF characteristics, Causality and Poly-Wiener criterion for physical realization, relationship between bandwidth and rise time.

Cross-correlation and auto-correlation of functions, properties of correlation function, Energy density spectrum, Parseval's theorem, Power density spectrum, Relation between auto correlation function and energy/power spectral density function. Relation between convolution and correlation, Detection of periodic signals in the presence of noise by correlation, Extraction of signal from noise by filtering.

UNIT –V: LAPLACE TRANSFORMS : Review of Laplace transforms, Partial fraction expansion, Inverse Laplace transform, Concept of region of convergence (ROC) for Laplace transforms, constraints on ROC for various classes of signals, Properties of L.T's, Relation between L.T's, and F.T. of a signal. Laplace transform of certain signals using waveform synthesis.

UNIT –VI: Z–TRANSFORMS : Fundamental difference between continuous-time and discrete-time signals, discrete time signal representation using complex exponential and sinusoidal components, Periodicity of discrete time using complex exponential signal, Concept of Z- Transform of a discrete sequence. Distinction between Laplace, Fourier and Z transforms. Region of convergence in Z-Transform, constraints on ROC for various classes of signals, Inverse Z-transform, properties of Z-transforms.

TEXT BOOKS:

1. Signals, Systems & Communications - B.P. Lathi, BS Publications, 2003.
2. Signals and Systems - A.V. Oppenheim, A.S. Willsky and S.H. Nawab, PHI, 2nd Edn.
3. Signals & Systems- Narayan Iyer and K Satya Prasad, Cenage Pub.

REFERENCE BOOKS:

1. Signals & Systems - Simon Haykin and Van Veen, Wiley, 2nd Edition.
2. Principles of Linear Systems and Signals – BP Lathi, Oxford University Press, 2015
3. Signals and Systems – K Raja Rajeswari, B VisweswaraRao, PHI, 2009
4. Fundamentals of Signals and Systems- Michel J. Robert, MGH International Edition, 2008.
5. Signals and Systems – T K Rawat , Oxford University press, 2011

OUTCOMES:

At the end of this course the student will able to:

- Characterize the signals and systems and principles of vector spaces, Concept of orthogonality.
- Analyze the continuous-time signals and continuous-time systems using Fourier series, Fourier transform and Laplace transform.
- Apply sampling theorem to convert continuous-time signals to discrete-time signal and reconstruct back.
- Understand the relationships among the various representations of LTI systems
- Understand the Concepts of convolution, correlation, Energy and Power density spectrum and their relationships.
- Apply z-transform to analyze discrete-time signals and systems.

II Year - I Semester

L	T	P	C
4	0	0	3

NETWORK ANALYSIS

UNIT – I

Introduction to Electrical Circuits : Network elements classification, Electric charge and current, Electric energy and potential, Resistance parameter – series and parallel combination, Inductance parameter – series and parallel combination, Capacitance parameter – series and parallel combination. Energy sources: Ideal, Non-ideal, Independent and dependent sources, Source transformation, Kirchoff's laws, Mesh analysis and Nodal analysis problem solving with resistances only including dependent sources also. (Text Books: 1,2,3, Reference Books: 3)

A.C Fundamentals and Network Topology: Definitions of terms associated with periodic functions: Time period, Angular velocity and frequency, RMS value, Average value, Form factor and peak factor- problem solving, Phase angle, Phasor representation, Addition and subtraction of phasors, mathematical representation of sinusoidal quantities, explanation with relevant theory, problem solving. Principal of Duality with examples.

Network Topology: Definitions of branch, node, tree, planar, non-planar graph, incidence matrix, basic tie set schedule, basic cut set schedule. (Text Books: 2,3, Reference Books: 3)

UNIT – II

Steady State Analysis of A.C Circuits : Response to sinusoidal excitation - pure resistance, pure inductance, pure capacitance, impedance concept, phase angle, series R-L, R-C, R-L-C circuits problem solving. Complex impedance and phasor notation for R-L, R-C, R-L-C problem solving using mesh and nodal analysis, Star-Delta conversion, problem solving. (Text Books: 1,2, Reference Books: 3)

UNIT – III

Coupled Circuits : Coupled Circuits: Self inductance, Mutual inductance, Coefficient of coupling, analysis of coupled circuits, Natural current, Dot rule of coupled circuits, Conductively coupled equivalent circuits- problem solving.

Resonance: Introduction, Definition of Q, Series resonance, Bandwidth of series resonance, Parallel resonance, Condition for maximum impedance, current in anti resonance, Bandwidth of parallel resonance, general case-resistance present in both branches, anti resonance at all frequencies. (Text Books:2,3, Reference Books: 3)

UNIT – IV

Network Theorems: Thevinin's, Norton's, Milliman's, Reciprocity, Compensation, Substitution, Superposition, Max Power Transfer, Tellegens- problem solving using dependent sources also. (Text Books: 1,2,3, Reference Books: 2)

UNIT – V

Two-port networks : Relationship of two port networks, Z-parameters, Y-parameters, Transmission line parameters, h-parameters, Inverse h-parameters, Inverse Transmission line parameters, Relationship between parameter sets, Parallel connection of two port networks, Cascading of two port networks, series connection of two port networks, problem solving including dependent sources also. (Text Books: 1,2, Reference Books: 1,3)

UNIT – VI

Transients : First order differential equations, Definition of time constants, R-L circuit, R-C circuit with DC excitation, Evaluating initial conditions procedure, second order differential equations, homogeneous, non-homogenous, problem solving using R-L-C elements with DC excitation and AC excitation, Response as related to s-plane rotation of roots. Solutions using Laplace transform method. (Text Books: 1,2,3, Reference Books: 1,3)

TEXT BOOKS:

1. Network Analysis – ME Van Valkenburg, Prentice Hall of India, 3rd Edition, 2000.
2. Network Analysis by K.Satya Prasad and S Sivanagaraju, Cengage Learning
3. Electric Circuit Analysis by Hayt and Kimmarle, TMH

REFERENCES:

1. Network lines and Fields by John. D. Ryder 2nd edition, Asia publishing house.
2. Basic Circuit Analysis by DR Cunningham, Jaico Publishers.
3. Network Analysis and Filter Design by Chadha, Umesh Publications.

COURSE OBJECTIVES:

1. To understand the basic concepts on RLC circuits.
2. To know the behavior of the steady states and transients states in RLC circuits.
3. To know the basic Laplace transforms techniques in periods' waveforms.
4. To understand the two port network parameters.
5. To understand the properties of LC networks and filters.

COUSE OUTCOME:

1. gain the knowledge on basic network elements.
2. will analyze the RLC circuits behavior in detailed.
3. analyze the performance of periodic waveforms.
4. gain the knowledge in characteristics of two port network parameters (Z, Y, ABCD, h & g).
5. analyze the filter design concepts in real world applications.

II Year - I Semester

L	T	P	C
4	0	0	3

RANDOM VARIABLES & STOCHASTIC PROCESSES

OBJECTIVES:

- To give students an introduction to elementary probability theory, in preparation for courses on statistical analysis, random variables and stochastic processes.
- To mathematically model the random phenomena with the help of probability theory concepts.
- To introduce the important concepts of random variables and stochastic processes.
- To analyze the LTI systems with stationary random process as input.
- To introduce the types of noise and modelling noise sources.

UNIT I

THE RANDOM VARIABLE : Introduction, Review of Probability Theory, Definition of a Random Variable, Conditions for a Function to be a Random Variable, Discrete, Continuous and Mixed Random Variables, Distribution and Density functions, Properties, Binomial, Poisson, Uniform, Gaussian, Exponential, Rayleigh, Conditional Distribution, Conditional Density, Properties.

UNIT II

OPERATION ON ONE RANDOM VARIABLE – EXPECTATIONS : Introduction, Expected Value of a Random Variable, Function of a Random Variable, Moments about the Origin, Central Moments, Variance and Skew, Chebychev's Inequality, Characteristic Function, Moment Generating Function, Transformations of a Random Variable: Monotonic Transformations for a Continuous Random Variable, Nonmonotonic Transformations of Continuous Random Variable.

UNIT III

MULTIPLE RANDOM VARIABLES : Vector Random Variables, Joint Distribution Function, Properties of Joint Distribution, Marginal Distribution Functions, Conditional Distribution and Density, Statistical Independence, Sum of Two Random Variables, Sum of Several Random Variables, Central Limit Theorem: Unequal Distribution, Equal Distributions.

OPERATIONS ON MULTIPLE RANDOM VARIABLES: Joint Moments about the Origin, Joint Central Moments, Joint Characteristic Functions, Jointly Gaussian Random Variables: Two Random Variables case, N Random Variables case, Properties, Transformations of Multiple Random Variables, Linear Transformations of Gaussian Random Variables.

UNIT IV

RANDOM PROCESSES – TEMPORAL CHARACTERISTICS: The Random Process Concept, Classification of Processes, Deterministic and Nondeterministic Processes, Distribution and Density Functions, Concept of Stationarity and Statistical Independence. First-Order Stationary Processes, Second-order and Wide-Sense Stationarity, N^{th} -order and Strict-Sense Stationarity, Time Averages and Ergodicity, Autocorrelation Function and its Properties, Cross-Correlation Function and its Properties, Covariance Functions, Gaussian Random Processes, Poisson Random Process.

UNIT V

RANDOM PROCESSES – SPECTRAL CHARACTERISTICS: The Power Density Spectrum: Properties, Relationship between Power Density Spectrum and Autocorrelation Function, The Cross-Power Density Spectrum, Properties, Relationship between Cross-Power Density Spectrum and Cross-Correlation Function.

UNIT VI

LINEAR SYSTEMS WITH RANDOM INPUTS : Random Signal Response of Linear Systems: System Response – Convolution, Mean and Mean-squared Value of System Response, Autocorrelation Function of Response, Cross-Correlation Functions of Input and Output, Spectral Characteristics of System Response: Power Density Spectrum of Response, Cross-Power Density Spectra of Input and Output, Band pass, Band-Limited and Narrowband Processes, Properties, Modeling of Noise Sources: Resistive (Thermal) Noise Source, Arbitrary Noise Sources, Effective Noise Temperature, Average Noise Figure, Average Noise Figure of cascaded networks.

TEXT BOOKS:

1. Probability, Random Variables & Random Signal Principles, Peyton Z. Peebles, TMH, 4th Edition, 2001.
2. Probability, Random Variables and Stochastic Processes, Athanasios Papoulis and S.Unnikrishna, PHI, 4th Edition, 2002.

REFERENCE BOOKS:

1. Probability Theory and Stochastic Processes – B. Prabhakara Rao, BS Publications
2. Probability and Random Processes with Applications to Signal Processing, Henry Stark and John W. Woods, Pearson Education, 3rd Edition.
3. Schaum's Outline of Probability, Random Variables, and Random Processes.
4. An Introduction to Random Signals and Communication Theory, B.P. Lathi, International Textbook, 1968.
5. Random Process – Ludeman , John Wiley
6. Probability Theory and Random Processes, P. Ramesh Babu, McGrawHill, 2015.

OUTCOMES:

After completion of the course, the student will be able to

- Mathematically model the random phenomena and solve simple probabilistic problems.
- Identify different types of random variables and compute statistical averages of these random variables.
- Characterize the random processes in the time and frequency domains.
- Analyze the LTI systems with random inputs.
- Apply these techniques to analyze the systems in the presence of different types of noise.

II Year - I Semester

L	T	P	C
4	0	0	3

MANAGERIAL ECONOMICS AND FINANCIAL ANALYSIS

(Common to all Branches)

• Course Objectives:

- The Learning objectives of this paper is to understand the concept and nature of Managerial Economics and its relationship with other disciplines and also to understand the Concept of Demand and Demand forecasting, Production function, Input Output relationship, Cost-Output relationship and Cost-Volume-Profit Analysis.
- To understand the nature of markets, Methods of Pricing in the different market structures and to know the different forms of Business organization and the concept of Business Cycles.
- To learn different Accounting Systems, preparation of Financial Statement and uses of different tools for performance evaluation. Finally, it is also to understand the concept of Capital, Capital Budgeting and the techniques used to evaluate Capital Budgeting proposals.

UNIT-I

Introduction to Managerial Economics and demand Analysis:

Definition of Managerial Economics –Scope of Managerial Economics and its relationship with other subjects – Concept of Demand, Types of Demand, Determinants of Demand- Demand schedule, Demand curve, Law of Demand and its limitations- Elasticity of Demand, Types of Elasticity of Demand and Measurement- Demand forecasting and Methods of forecasting..

UNIT – II

Production and Cost Analyses:

Concept of Production function- Cobb-Douglas Production function- Leontief production function - Law of Variable proportions-Isoquants and Isocosts and choice of least cost factor combination-Concepts of Returns to scale and Economies of scale-Different cost concepts: opportunity costs, explicit and implicit costs- Fixed costs, Variable Costs and Total costs –Cost –Volume-Profit analysis-Determination of Breakeven point(simple problems)- Managerial significance and limitations of Breakeven point.

UNIT – III

Introduction to Markets, Theories of the Firm & Pricing Policies:

Market Structures: Perfect Competition, Monopoly, Monopolistic competition and Oligopoly – Features – Price and Output Determination – Managerial Theories of firm: Marris and Williamson's models – other Methods of Pricing: Average cost pricing, Limit Pricing, Market Skimming Pricing, Internet Pricing: Flat Rate Pricing, Usage sensitive pricing and Priority Pricing.

UNIT – IV

Types of Business Organization and Business Cycles:

Features and Evaluation of Sole Trader, Partnership, Joint Stock Company – State/Public Enterprises and their forms – Business Cycles : Meaning and Features – Phases of Business Cycle.

UNIT – V

Introduction to Accounting & Financing Analysis:

Introduction to Double Entry Systems – Preparation of Financial Statements-Analysis and Interpretation of Financial Statements-Ratio Analysis – Preparation of Funds flow and cash flow statements (Simple Problems)

UNIT – VI

Capital and Capital Budgeting: Capital Budgeting: Meaning of Capital-Capitalization-Meaning of Capital Budgeting-Time value of money- Methods of appraising Project profitability: Traditional Methods(pay back period, accounting rate of return) and modern methods(Discounted cash flow method, Net Present Value method, Internal Rate of Return Method and Profitability Index)

Course Outcome:

- *The Learner is equipped with the knowledge of estimating the Demand and demand elasticities for a product and the knowledge of understanding of the Input-Output-Cost relationships and estimation of the least cost combination of inputs.
- * One is also ready to understand the nature of different markets and Price Output determination under various market conditions and also to have the knowledge of different Business Units.
- *The Learner is able to prepare Financial Statements and the usage of various Accounting tools for Analysis and to evaluate various investment project proposals with the help of capital budgeting techniques for decision making.

TEXT BOOKS

1. Dr. N. AppaRao, Dr. P. Vijay Kumar: 'Managerial Economics and Financial Analysis', Cengage Publications, New Delhi – 2011
2. Dr. A. R. Aryasri – Managerial Economics and Financial Analysis, TMH 2011
3. Prof. J.V.Prabhakararao, Prof. P. Venkatarao. 'Managerial Economics and Financial Analysis', Ravindra Publication.

REFERENCES:

1. Dr. B. Kuberudu and Dr. T. V. Ramana: Managerial Economics & Financial Analysis, Himalaya Publishing House, 2014.
2. V. Maheswari: Managerial Economics, Sultan Chand.2014
3. Suma Damodaran: Managerial Economics, Oxford 2011.
4. VanithaAgarwal: Managerial Economics, Pearson Publications 2011.
5. Sanjay Dhameja: Financial Accounting for Managers, Pearson.
6. Maheswari: Financial Accounting, Vikas Publications.
7. S. A. Siddiqui& A. S. Siddiqui: Managerial Economics and Financial Analysis, New Age International Publishers, 2012
8. Ramesh Singh, Indian Economy, 7th Edn., TMH2015
9. Pankaj Tandon A Text Book of Microeconomic Theory, Sage Publishers, 2015
10. Shailaja Gajjala and Usha Munipalle, Univerties press, 2015

II Year - I Semester

L	T	P	C
0	0	3	2

ELECTRONIC DEVICES AND CIRCUITS LAB

Note: The students are required to perform the experiment to obtain the V-I characteristics and to determine the relevant parameters from the obtained graphs.

Electronic Workshop Practice:

1. Identification, Specifications, Testing of R, L, C Components (Colour Codes), Potentiometers, Coils, Gang Condensers, Relays, Bread Boards.
2. Identification, Specifications and Testing of active devices, Diodes, BJTs, JFETs, LEDs, LCDs, SCR, UJT.
3. Soldering Practice- Simple circuits using active and passive components.
4. Study and operation of Ammeters, Voltmeters, Transformers, Analog and Digital Multimeter, Function Generator, Regulated Power Supply and CRO..

List of Experiments: (Minimum of Ten Experiments has to be performed)

1. P-N Junction Diode Characteristics
Part A: Germanium Diode (Forward bias & Reverse bias)
Part B: Silicon Diode (Forward Bias only)
2. Zener Diode Characteristics
Part A: V-I Characteristics
Part B: Zener Diode as Voltage Regulator
3. Rectifiers (without and with c-filter)
Part A: Half-wave Rectifier
Part B: Full-wave Rectifier
4. BJT Characteristics(CE Configuration)
Part A: Input Characteristics
Part B: Output Characteristics
5. FET Characteristics(CS Configuration)
Part A: Drain Characteristics
Part B: Transfer Characteristics
6. SCR Characteristics
7. UJT Characteristics
8. Transistor Biasing
9. CRO Operation and its Measurements
10. BJT-CE Amplifier
11. Emitter Follower-CC Amplifier
12. FET-CS Amplifier

Equipment required:

1. Regulated Power supplies
2. Analog/Digital Storage Oscilloscopes
3. Analog/Digital Function Generators
4. Digital Multimeters
5. Decade Résistance Boxes/Rheostats
6. Decade Capacitance Boxes
7. Ammeters (Analog or Digital)
8. Voltmeters (Analog or Digital)
9. Active & Passive Electronic Components

II Year - I Semester

L	T	P	C
0	0	3	2

NETWORKS & ELECTRICAL TECHNOLOGY LAB

Learning Objectives:

- To determine resonance frequency, Q-factor of RLC network.
- To analysis time response of first orders RC/RL network for non-sinusoidal inputs.
- To estimate parameters of two port networks
- To understand the concept network theorems in network reduction of electrical networks.
- To determine efficiency of dc shunt machine with actual loading.
- To analyse performance of 3 phase induction motor
- To understand the significance of regulation of an alternators through synchronous impedance method.

PART – A

Any five experiments are to be conducted from each part

1. Series and Parallel Resonance – Timing, Resonant frequency, Bandwidth and Q-factor determination for RLC network.
2. Time response of first order RC/RL network for periodic non-sinusoidal inputs – time constant and steady state error determination.
3. Two port network parameters – Z-Y Parameters, chain matrix and analytical verification.
4. Verification of Superposition and Reciprocity theorems.
5. Verification of maximum power transfer theorem. Verification on DC, verification on AC with Resistive and Reactive loads.
6. Experimental determination of Thevenin's and Norton's equivalent circuits and verification by direct test.

PART – B

1. Magnetization characteristics of D.C. Shunt generator. Determination of critical field resistance.
2. Speed control of D.C. Shunt motor by Armature & flux control methods
3. Brake test on DC shunt motor. Determination of performance characteristics.
4. OC & SC tests on Single-phase transformer (Predetermination of efficiency and regulation at given power factors and determination of equivalent circuit).
5. Brake test on 3-phase Induction motor (performance characteristics).
6. Regulation of alternator by synchronous impedance method

Learning Outcomes:

- Able to analyse RLC circuits and understand resonant frequency and Q-factor.
- Able to determine first order RC/RL networks of periodic non- sinusoidal waveforms.
- Able to apply network theorems to analyze the electrical network.
- Able to describe the performance of dc shunt machine.
- Able to investigate the performance of 1-phase transformer.
- Able to perform tests on 3-phase induction motor and alternator to determine their performance characteristic

II Year - II Semester

L	T	P	C
4	0	0	3

ELECTRONIC CIRCUIT ANALYSIS

Objectives:

The main objectives of this course are:

- Small signal high frequency BJT transistor amplifier Hybrid- π equivalent circuit and the expressions for conductances and capacitances are derived.
- Cascading of single stage amplifiers is discussed. Expressions for overall voltage gain are derived.
- The concept of feedback is introduced. Effect of negative feedback on amplifier characteristics is explained and necessary equations are derived.
- Basic principle of oscillator circuits is explained and different oscillator circuits are given with their analysis.
- Power amplifiers Class A, Class B, Class C, Class AB and other types of amplifiers are analyzed.
- Different types of tuned amplifier circuits are analyzed.

Outcomes:

At the end of this course the student can able to:

- Design and analysis of small signal high frequency transistor amplifier using BJT and FET.
- Design and analysis of multi stage amplifiers using BJT and FET and Differential amplifier using BJT
- Derive the expressions for frequency of oscillation and condition for oscillation of RC and LC oscillators and their amplitude and frequency stability concept.
- Know the classification of the power and tuned amplifiers and their analysis with performance comparison.

Syllabus:

UNIT-I Small Signal High Frequency Transistor Amplifier models:

BJT: Transistor at high frequencies, Hybrid- π common emitter transistor model, Hybrid π conductances, Hybrid π capacitances, validity of hybrid π model, determination of high-frequency parameters in terms of low-frequency parameters , CE short circuit current gain, current gain with resistive load, cut-off frequencies, frequency response and gain bandwidth product.

FET: Analysis of common Source and common drain Amplifier circuits at high frequencies.

UNIT-II

Multistage Amplifiers : Classification of amplifiers, methods of coupling, cascaded transistor amplifier and its analysis, analysis of two stage RC coupled amplifier, high input resistance transistor amplifier circuits and their analysis-Darlington pair amplifier, Cascode amplifier, Boot-strap emitter follower, Analysis of multi stage amplifiers using FET, Differential amplifier using BJT.

UNIT -III

Feedback Amplifiers : Feedback principle and concept, types of feedback, classification of amplifiers, feedback topologies, Characteristics of negative feedback amplifiers, Generalized analysis of feedback amplifiers, Performance comparison of feedback amplifiers, Method of analysis of feedback amplifiers.

Unit-IV

Oscillators: Oscillator principle, condition for oscillations, types of oscillators, RC-phase shift and Wein bridge oscillators with BJT and FET and their analysis, Generalized analysis of LC Oscillators, Hartley and Colpitt's oscillators with BJT and FET and their analysis, Frequency and amplitude stability of oscillators.

UNIT-V

Power Amplifiers: Classification of amplifiers, Class A power Amplifiers and their analysis, Harmonic Distortions, Class B Push-pull amplifiers and their analysis, Complementary symmetry push pull amplifier, Class AB power amplifier, Class-C power amplifier, Thermal stability and Heat sinks, Distortion in amplifiers.

UNIT-VI

Tuned Amplifiers : Introduction, Q-Factor, small signal tuned amplifier, capacitance single tuned amplifier, double tuned amplifiers, effect of cascading single tuned amplifiers on band width, effect of cascading double tuned amplifiers on band width, staggered tuned amplifiers, stability of tuned amplifiers, wideband amplifiers.

Text Books:

1. Integrated Electronics- J. Millman and C.C. Halkias, Tata Mc Graw-Hill, 1972.
2. Electronic Devices and Circuits- Salivahanan, N.Suresh Kumar, A. Vallavaraj, TATA McGraw Hill, Second Edition

References:

1. Electronic Circuit Analysis and Design – Donald A. Neaman, Mc Graw Hill.
2. Electronic Devices and Circuits Theory – Robert L. Boylestad and Louis Nashelsky, Pearson/Prentice Hall, Tenth Edition.
3. Electronic Circuit Analysis-B.V.Rao,K.R.Rajeswari, P.C.R.Pantulu,K.B.R.Murthy, Pearson Publications.
4. Microelectronic Circuits-Sedra A.S. and K.C. Smith, Oxford University Press, Sixth Edition.

II Year - II Semester

L	T	P	C
4	0	0	3

CONTROL SYSTEMS

Course objectives

1. To introduce the concepts of open loop and closed loop systems, mathematical models of mechanical and electrical systems, and concepts of feedback
2. To study the characteristics of the given system in terms of the transfer function and introducing various approaches to reduce the overall system for necessary analysis
3. To develop the acquaintance in analyzing the system response in time-domain and frequency domain in terms of various performance indices
4. To analyze the system in terms of absolute stability and relative stability by different approaches
5. To design different control systems for different applications as per given specifications
6. To introduce the concepts of state variable analysis, design and also the concepts of controllability and observability

UNIT-1

Introduction

System Control System, Open Loop Control System, Closed loop Control System, Different Examples

Mathematical models of Physical Systems

Differential equations of physical systems, Transfer functions, Block diagram Algebra, Signal flow graphs with illustrative examples

Effects of Feedback

Feedback Characteristics and its advantages, Linearizing effect of feedback

UNIT-2

Controller Components

DC Servomotor (Armature Controlled and Field Controlled) with necessary derivation for transfer function, AC Servomotor and its transfer function, AC Tachometer, Potentiometer, Synchros, AC Position Control Systems

Time Response Analysis

Standard test Signals, Time response of first and second order systems, steady state errors and error constants, Effect of adding a zero to a system, Design specifications of second order systems, Performance indices

UNIT-3

Concepts of Stability and Algebraic Criteria

The concept of Stability, Necessary Conditions for Stability, Routh-Hurwitz Stability Criterion, Relative stability analysis,

The Root Locus Technique

Introduction, The Root Locus concepts, Construction of Root Loci

UNIT-4

Frequency response analysis

Introduction, Correlation between time and frequency response, Polar Plots, Bode Plots, Nyquist Stability Criterion

UNIT-5

Introduction to Design

The design problem, Preliminary consideration of classical design, Realization of basic Compensators, Cascade compensation in time domain and frequency domain, Tuning of PID Controllers

UNIT-6

State Variable Analysis and Design

Introduction, Concepts of State, State Variables and State models, State models for linear continuous-time systems, State variables and linear discrete-time systems, Solution of state equations and Concepts of Controllability and Observability.

Text Book

I.J.Nagarath and M.Gopal, “ **Control System Engineering,**” New Age International Publishers, Fifth Edition

Reference Books

1. Katsuhiko Ogata, “Modern Control Engineering,” Pearson, Fifth Edition
2. S. Salivahanan, R. Rengaraj, and G. R. Venkata Krishnan, “ Control Systems Engineering,” Pearson, First Impression
3. Benjamin C. Kuo, Farid Golnaraghi, “ Automatic Control Systems,” Wiley Student Edition, Eighth Edition
4. PadmaRaju and Reddy , “ Instrumentation and Control Systems “, McGrawHill Education ,2016

Course Outcomes

1. This course introduces the concepts of feedback and its advantages to various control systems
2. The performance metrics to design the control system in time-domain and frequency domain are introduced.
3. Control systems for various applications can be designed using time-domain and frequency domain analysis.
4. In addition to the conventional approach, the state space approach for the analysis of control systems is also introduced.

II Year - II Semester

L	T	P	C
4	0	0	3

EM WAVES AND TRANSMISSION LINES

OBJECTIVES:

The main objectives of this course are to understand:

1. Fundamentals of steady electric and magnetic fields using various laws
2. The concept of static and time varying Maxwell equations and power flow using pointing theorem
3. Wave characteristics in different media for normal and oblique incidence
4. Various concepts of transmission lines and impedance measurements

SYLLABUS:

UNIT I:

Review of Co-ordinate Systems, **Electrostatics:**, Coulomb's Law, Electric Field Intensity, Electric Flux Density, Gauss Law and Applications, Electric Potential, Maxwell's Two Equations for Electrostatic Fields, Energy Density, Illustrative Problems. Convection and Conduction Currents, Dielectric Constant, Continuity Equation, Relaxation Time, Poisson's and Laplace's Equations; Capacitance – Parallel Plate, Coaxial Capacitors, Illustrative Problems. [1,5]

UNIT II: Magneto Statics : Biot-Savart Law, Ampere's Circuital Law and Applications, Magnetic Flux Density, Maxwell's Two Equations for Magnetostatic Fields, Magnetic Scalar and Vector Potentials, Forces due to Magnetic Fields, Ampere's Force Law, Inductances and Magnetic Energy. Illustrative Problems. [1,5]

Maxwell's Equations (Time Varying Fields): Faraday's Law and Transformer emf, Inconsistency of Ampere's Law and Displacement Current Density, Maxwell's Equations in Different Final Forms and Word Statements. Conditions at a Boundary Surface : Dielectric-Dielectric and Dielectric-Conductor Interfaces. Illustrative Problems. [1,2]

UNIT III: EM Wave Characteristics - I: Wave Equations for Conducting and Perfect Dielectric Media, Uniform Plane Waves – Definition, All Relations Between E & H, Sinusoidal Variations, Wave Propagation in Lossy dielectrics, lossless dielectrics, free space, wave propagation in good conductors, skin depth, Polarization & Types. Illustrative Problems. [1,2,3]

UNIT IV: EM Wave Characteristics – II: Reflection and Refraction of Plane Waves – Normal and Oblique Incidences, for both Perfect Conductor and Perfect Dielectrics, Brewster Angle, Critical Angle and Total Internal Reflection, Surface Impedance. Poynting Vector and Poynting Theorem – Applications, Power Loss in a Plane Conductor. Illustrative Problems. [2,3,4]

UNIT V: Transmission Lines - I : Types, Parameters, T& π Equivalent Circuits, Transmission Line Equations, Primary & Secondary Constants, Expressions for Characteristic Impedance, Propagation Constant, Phase and Group Velocities, Infinite Line, Lossless lines, distortion less lines, Loading - Types of Loading. Illustrative Problems. [1,7]

UNIT VI: Transmission Lines – II : Input Impedance Relations, SC and OC Lines, Reflection Coefficient, VSWR. Low loss radio frequency lines and UHF Transmission lines, UHF Lines as Circuit Elements; Impedance Transformations $\lambda/4$, $\lambda/2$, $\lambda/8$ Lines –. Smith Chart – Construction and Applications, Quarter wave transformer, Stub Matching-single & double, Illustrative Problems. [1,7]

TEXT BOOKS:

1. Elements of Electromagnetic – Matthew N.O. Sadiku, Oxford Univ. Press, 3rd ed., 2001.
2. Electromagnetic Waves and Radiating Systems – E.C. Jordan and K.G. Balmain, PHI, 2nd Edition, 2000.

REFERENCE BOOKS:

1. Electromagnetic Fields and Wave Theory –GSN Raju, Pearson Education 2006
2. Engineering Electromagnetics:Nathan Ida, Springer(India)Pvt.Ltd., New Delhi, 2nd ed., 2005.
3. Engineering Electromagnetics – William H. Hayt Jr. and John A. Buck, TMH, 7th ed., 2006.
4. Electromagnetic Field Theory and Transmission Lines: G SasiBhushana Rao,Wiley India 2013
5. Transmission Lines and Networks–Umesh Sinha,Satya Prakashan (Tech. India Publications), New Delhi, 2001.
6. Electromagnetic waves and transmission lines – R S Rao, PHI, EEE edition

OUTCOMES:

At the end of this course the student can able to:

1. Determine E and H using various laws and applications of electric & magnetic fields
2. Apply the Maxwell equations to analyze the time varying behavior of EM waves
3. Gain the knowledge in uniform plane wave concept and characteristics of uniform plane wave in various media
4. Calculate Brewster angle, critical angle and total internal reflection
5. Derive the expressions for input impedance of transmission lines
6. Calculate reflection coefficient, VSWR etc. using smith chart

II Year - II Semester

L	T	P	C
4	0	0	3

ANALOG COMMUNICATIONS

UNIT I

AMPLITUDE MODULATION : Introduction to communication system, Need for modulation, Frequency Division Multiplexing , Amplitude Modulation, Definition, Time domain and frequency domain description, single tone modulation, power relations in AM waves, Generation of AM waves, square law Modulator, Switching modulator, Detection of AM Waves; Square law detector, Envelope detector.

UNIT II

DSB & SSB MODULATION : Double side band suppressed carrier modulators, time domain and frequency domain description, Generation of DSBSC Waves, Balanced Modulators, Ring Modulator, Coherent detection of DSB-SC Modulated waves, COSTAS Loop. Frequency domain description, Frequency discrimination method for generation of AM SSB Modulated Wave, Time domain description, Phase discrimination method for generating AM SSB Modulated waves. Demodulation of SSB Waves, Vestigial side band modulation: Frequency description, Generation of VSB Modulated wave, Time domain description, Envelope detection of a VSB Wave pulse Carrier, Comparison of AM Techniques, Applications of different AM Systems.

UNIT III

ANGLE MODULATION : Basic concepts, Frequency Modulation: Single tone frequency modulation, Spectrum Analysis of Sinusoidal FM Wave, Narrow band FM, Wide band FM, Constant Average Power, Transmission bandwidth of FM Wave - Generation of FM Waves, Direct FM, Detection of FM Waves: Balanced Frequency discriminator, Zero crossing detector, Phase locked loop, Comparison of FM & AM.

UNIT IV

TRANSMITTERS & RECEIVERS: Radio Transmitter - Classification of Transmitter, AM Transmitter, Effect of feedback on performance of AM Transmitter, FM Transmitter – Variable reactance type and phase modulated FM Transmitter, frequency stability in FM Transmitter. **Radio Receiver** - Receiver Types - Tuned radio frequency receiver, Superhetrodyne receiver, RF section and Characteristics - Frequency changing and tracking, Intermediate frequency, AGC, FM Receiver, Comparison with AM Receiver, Amplitude limiting. Communication Receivers, extensions of superheterodyne principle and additional circuits.

UNIT V

NOISE : Review of noise and noise sources, noise figure, Noise in Analog communication Systems, Noise in DSB& SSB System, Noise in AM System, Noise in Angle Modulation Systems, Threshold effect in Angle Modulation System, Pre-emphasis & de-emphasis

UNIT VI

PULSE MODULATION : Time Division Multiplexing,, Types of Pulse modulation, PAM (Single polarity, double polarity) PWM: Generation & demodulation of PWM, PPM, Generation and demodulation of PPM, TDM Vs FDM

TEXT BOOKS:

1. Principles of Communication Systems – H Taub & D. Schilling, Gautam Sahe, TMH, 2007 3rd Edition.
2. Communication Systems – B.P. Lathi, BS Publication, 2006.

REFERENCES:

1. Principles of Communication Systems - Simon Haykin, John Wiley, 2nd Ed.,.
2. Electronics & Communication System – George Kennedy and Bernard Davis, TMH 2004.
3. Communication Systems– R.P. Singh, SP Sapre, Second Edition TMH, 2007.
4. Fundamentals of Communication Systems - John G. Proakis, Masond, Salehi PEA, 2006.
5. Electronic Communication systems – Tomasi, Pearson.

Course Objectives:

Students undergoing this course, are expected to

1. Familiarize with the fundamentals of analog communication systems
2. Familiarize with various techniques for analog modulation and demodulation of signals
3. Distinguish the figure of merits of various analog modulation methods
4. Develop the ability to classify and understand various functional blocks of radio transmitters and receivers
5. Familiarize with basic techniques for generating and demodulating various pulse modulated signals

Course Outcomes:

After undergoing the course, students will be able to

1. Differentiate various Analog modulation and demodulation schemes and their spectral characteristics
2. Analyze noise characteristics of various analog modulation methods
3. Analyze various functional blocks of radio transmitters and receivers
4. Design simple analog systems for various modulation techniques.

II Year - II Semester

L	T	P	C
4	0	0	3

PULSE AND DIGITAL CIRCUITS

OBJECTIVES

The student will be made

- To understand the concept of wave shaping circuits, Switching Characteristics of diode and transistor.
- To study the design and analysis of various Multivibrators.
- To understand the functioning of different types of time-base Generators.
- To learn the working of logic families & Sampling Gates.

UNIT I

LINEAR WAVESHAPING: High pass, low pass RC circuits, their response for sinusoidal, step, pulse, square, ramp and exponential inputs. RC network as differentiator and integrator; Attenuators, its applications in CRO probe, RL and RLC circuits and their response for step input, Ringing circuit.

UNIT II

NON-LINEAR WAVE SHAPING : Diode clippers, Transistor clippers, clipping at two independent levels, Transfer characteristics of clippers, Emitter coupled clipper; Clamping operation, clamping circuits using diode with different inputs, Clamping circuit theorem, practical clamping circuits, effect of diode characteristics on clamping voltage, Transfer characteristics of clampers.

UNIT III

SWITCHING CHARACTERISTICS OF DEVICES : Diode as a switch, piecewise linear diode characteristics, Design and analysis of Transistor as a switch, Break down voltage consideration of transistor, saturation parameters of Transistor and their variation with temperature, Design of transistor switch, transistor-switching times.

Bistable Multivibrator: Analysis And Design of Fixed Bias, Self Bias Bistable Multi Vibrator, Collector Catching Diodes, Commutating Capacitors, Triggering of Binary Circuits, Emitter Coupled Bistable Multivibrator (Schmitt Trigger).

UNIT IV

Monostable Multivibrator: Analysis and Design of Collector Coupled Monostable Multi vibrator, Triggering of Monostable Multivibrator, Applications of Monostable Multivibrator.

Astable Multivibrator: Analysis and Design of Collector Coupled Astable Multivibrator, Application of Astable Multivibrator as a Voltage to Frequency Converter.

UNIT V

VOLTAGE TIME BASE GENERATORS:

General features of a time base signal, Methods of generating time base waveform Exponential Sweep Circuits, Negative Resistance Switches, basic principles in Miller and Bootstrap time base generators, Transistor Miller time base generator, Transistor Bootstrap time base generator.

UNIT VI

LOGIC FAMILIES & SAMPLING GATES:

LOGIC FAMILIES: Diode Logic, Transistor Logic, Diode-Transistor Logic, Transistor-Transistor Logic, Emitter Coupled Logic, AOI Logic, Comparison of Logic Families.

SAMPLING GATES: Basic Operating Principles of Sampling Gates, Diode Unidirectional Sampling Gate and Two-Diode Bi-Directional Sampling Gate, Four-Diode gates, Six-Diode Gates, Reduction of Pedestal in Sampling Gates, Applications of Sampling Gates.

TEXT BOOKS:

1. Pulse, Digital and Switching Waveforms - J. Millman and H. Taub, McGraw-Hill
2. Pulse and Digital Circuits – A. Anand Kumar, PHI, 2005

REFERENCES:

1. Pulse, Digital and Switching Waveforms - J. Millman and H. Taub, Mothiki S Prakash Rao McGraw-Hill, Second Edition, 2007.
2. Solid State Pulse circuits - David A. Bell, PHI, 4th Edn., 2002
3. Pulse & Digital Circuits by Venkata Rao,K,Ramasudha K, Manmadha Rao,G., Pearson,2010

OUTCOMES

After going through this course the student will be able to

- Design linear and non-linear wave shaping circuits.
- Apply the fundamental concepts of wave shaping for various switching and signal generating circuits.
- Design different multivibrators and time base generators.
- Utilize the non sinusoidal signals in many experimental research areas.

II Year - II Semester

L	T	P	C
4	0	0	3

MANAGEMENT SCIENCE

Course Objectives:

- *To familiarize with the process of management and to provide basic insight into select contemporary management practices
- *To provide conceptual knowledge on functional management and strategic management.

UNIT I

Introduction to Management: Concept –nature and importance of Management –Generic Functions of Management – Evaluation of Management thought- Theories of Motivation – Decision making process-Designing organization structure- Principles of organization – Organizational typology- International Management: Global Leadership and Organizational behavior Effectiveness(GLOBE) structure

UNIT II

Operations Management: Principles and Types of Management – Work study- Statistical Quality Control- Control charts (P-chart, R-chart, and C-chart) Simple problems- Material Management: Need for Inventory control- EOQ, ABC analysis (simple problems) and Types of ABC analysis (HML, SDE, VED, and FSN analysis).

UNIT III

Functional Management: Concept of HRM, HRD and PMIR- Functions of HR Manager- Wage payment plans(Simple Problems) – Job Evaluation and Merit Rating - Marketing Management- Functions of Marketing – Marketing strategies based on product Life Cycle, Channels of distributions. Operationlizing change through performance management.

UNIT IV

Project Management: (PERT/CPM): Development of Network – Difference between PERT and CPM Identifying Critical Path- Probability- Project Crashing (Simple Problems)

UNIT V

Strategic Management: Vision, Mission, Goals, Strategy – Elements of Corporate Planning Process – Environmental Scanning – SWOT analysis- Steps in Strategy Formulation and Implementation, Generic Strategy Alternatives. Global strategies, theories of Multinational Companies.

UNIT VI

Contemporary Management Practice: Basic concepts of MIS, MRP, Justin- Time(JIT) system, Total Quality Management(TQM), Six sigma and Capability Maturity Model(CMM) Levies, Supply Chain Management , Enterprise Resource Planning (ERP), Business Process outsourcing (BPO), Business process Re-engineering and Bench Marking, Balanced Score Card.

Course Outcome:

- *After completion of the Course the student will acquire the knowledge on management functions, global leadership and organizational behavior.
- *Will familiarize with the concepts of functional management project management and strategic management.

Text Books

1. Dr. P. Vijaya Kumar & Dr. N. Appa Rao, '*Management Science*' Cengage, Delhi, 2012.
2. Dr. A. R. Aryasri, '*Management Science*' TMH 2011.

References

1. Koontz & Weihrich: '*Essentials of management*' TMH 2011
2. Seth & Rastogi: *Global Management Systems*, Cengage learning , Delhi, 2011
3. Robbins: *Organizational Behaviour*, Pearson publications, 2011
4. Kanishka Bedi: *Production & Operations Management*, Oxford Publications, 2011
5. Philip Kotler & Armstrong: *Principles of Marketing*, Pearson publications
6. Biswajit Patnaik: *Human Resource Management*, PHI, 2011
7. Hitt and Vijaya Kumar: *Starategic Management*, Cengage learning
8. Prem Chadha: *Performance Management*, Trinity Press(An imprint of Laxmi Publications Pvt. Ltd.) Delhi 2015.
9. Anil Bhat& Arya Kumar : *Principles of Management*, Oxford University Press, New Delhi, 2015.

II Year - II Semester

L	T	P	C
0	0	3	2

ELECTRONIC CIRCUIT ANALYSIS LAB

Note: The students are required to design the circuit and perform the simulation using Multisim/ Equivalent Industrial Standard Licensed simulation software tool. Further they are required to verify the result using necessary hardware equipment.

List of Experiments :(Minimum of Ten Experiments has to be performed)

1. Determination of f_T of a given transistor.
2. Voltage-Series Feedback Amplifier
3. Current-Shunt Feedback Amplifier
4. RC Phase Shift/Wien Bridge Oscillator
5. Hartley/Colpitt's Oscillator
6. Two Stage RC Coupled Amplifier
7. Darlington Pair Amplifier
8. Bootstrapped Emitter Follower
9. Class A Series-fed Power Amplifier
10. Transformer-coupled Class A Power Amplifier
11. Class B Push-Pull Power Amplifier
12. Complementary Symmetry Class B Push-Pull Power Amplifier
13. Single Tuned Voltage Amplifier
14. Double Tuned Voltage Amplifier

Equipment required:

Software:

- i. Multisim/ Equivalent Industrial Standard Licensed simulation software tool.
- ii. Computer Systems with required specifications

Hardware:

10. Regulated Power supplies
11. Analog/Digital Storage Oscilloscopes
12. Analog/Digital Function Generators
13. Digital Multimeters
14. Decade Résistance Boxes/Rheostats
15. Decade Capacitance Boxes
16. Ammeters (Analog or Digital)
17. Voltmeters (Analog or Digital)
18. Active & Passive Electronic Components

II Year - II Semester

L	T	P	C
0	0	3	2

ANALOG COMMUNICATIONS LAB

List of Experiments (Twelve experiments to be done- **The students have to calculate the relevant parameters**) -

(a. Hardware, b. MATLAB Simulink, c. MATLAB Communication tool box)

- A. Amplitude Modulation - Mod. & Demod.
- B. AM - DSB SC - Mod. & Demod.
- C. Spectrum Analysis of Modulated signal using Spectrum Analyser
- D. Diode Detector
- E. Pre-emphasis & De-emphasis
- F. Frequency Modulation - Mod. & Demod.
- G. AGC Circuits
- H. Sampling Theorem
- I. Pulse Amplitude Modulation - Mod. & Demod.
- J. PWM , PPM - Mod. & Demod.
- K. PLL
- L. Radio receiver characteristics

Equipments & Software required:

Software :

- i.) Computer Systems with latest specifications
- ii) Connected in Lan (Optional)
- iii) Operating system (Windows XP)
- iv) Simulations software (Simulink & MATLAB)

Equipment:

- 1. RPS - 0 – 30 V
- 2. CRO - 0 – 20 M Hz.
- 3. Function Generators - 0 – 1 M Hz
- 4. Components
- 5. Multimeters
- 6. Spectrum Analyser

III Year - I Semester

L	T	P	C
4	0	0	3

COMPUTER ARCHITECTURE AND ORGANIZATION

OBJECTIVES:

- Understand the architecture of a modern computer with its various processing units. Also the Performance measurement of the computer system.
- In addition to this the memory management system of computer.

UNIT -I:

Basic Structure Of Computers: Functional unit, Basic Operational concepts, Bus structures, System Software, Performance, The history of computer development.

UNIT -II:

Machine Instruction and Programs:

Instruction and Instruction Sequencing: Register Transfer Notation, Assembly Language Notation, Basic Instruction Types,

Addressing Modes, Basic Input/output Operations, The role of Stacks and Queues in computer programming equation. Component of Instructions: Logic Instructions, shift and Rotate Instructions

UNIT -III:

Type of Instructions: Arithmetic and Logic Instructions, Branch Instructions, Addressing Modes, Input/output Operations

UNIT -IV:

INPUT/OUTPUT ORGANIZATION: Accessing I/O Devices, Interrupts: Interrupt Hardware, Enabling and Disabling Interrupts, Handling Multiple Devices, Direct Memory Access,

Buses: Synchronous Bus, Asynchronous Bus, Interface Circuits, Standard I/O Interface: Peripheral Component Interconnect (PCI) Bus, Universal Serial Bus (USB)

UNIT -V:

The MEMORY SYSTEMS: Basic memory circuits, Memory System Consideration, Read-Only Memory: ROM, PROM, EPROM, EEPROM, Flash Memory,

Cache Memories: Mapping Functions, INTERLEAVING

Secondary Storage: Magnetic Hard Disks, Optical Disks,

UNIT -VI:

Processing Unit: Fundamental Concepts: Register Transfers, Performing An Arithmetic Or Logic Operation, Fetching A Word From Memory,

Execution of Complete Instruction, Hardwired Control,

Micro programmed Control: Microinstructions, Micro program Sequencing, Wide Branch Addressing Microinstructions with next –Address Field

OUTCOMES:

- Students can understand the architecture of modern computer.
- They can analyze the Performance of a computer using performance equation
- Understanding of different instruction types.
- 4. Students can calculate the effective address of an operand by addressing modes
- 5. They can understand how computer stores positive and negative numbers.
- 6. Understanding of how a computer performs arithmetic operation of positive and negative numbers.

TEXT BOOKS:

1. Computer Organization, Carl Hamacher, Zvonks Vranesic, Safea Zaky, 5th Edition, McGraw Hill.
2. Computer Architecture and Organization , John P. Hayes ,3rd Edition, McGraw Hill.

REFERENCE BOOKS:

1. Computer Organization and Architecture – William Stallings Sixth Edition, Pearson/PHI
2. Structured Computer Organization – Andrew S. Tanenbaum, 4th Edition PHI/Pearson
3. Fundamentals of Computer Organization and Design, - Sivaraama Dandamudi Springer Int. Edition.
4. “Computer Organization and Design: The Hardware/Software Interface” by David A. Patterson and John L. Hennessy.
5. J .P. Hayes, "Computer Architecture and Organization", McGraw-Hill, 1998.

III Year - I Semester

L	T	P	C
4	0	0	3

LINEAR IC APPLICATIONS

OBJECTIVES

- To understand the basic operation & performance parameters of differential amplifiers.
- To understand & learn the measuring techniques of performance parameters of OP-AMP
- To learn the linear and non-linear applications of operational amplifiers.
- To understand the analysis & design of different types of active filters using opamps
- To learn the internal structure, operation and applications of different analog ICs
- To Acquire skills required for designing and testing integrated circuits

UNIT I

INTEGRATED CIRCUITS: Differential Amplifier- DC and AC analysis of Dual input Balanced output Configuration, Properties of other differential amplifier configuration (Dual Input Unbalanced Output, Single Ended Input – Balanced/ Unbalanced Output), DC Coupling and Cascade Differential Amplifier Stages, Level translator.

UNIT II

Characteristics of OP-Amps, Integrated circuits-Types, Classification, Package Types and Temperature ranges, Power supplies, Op-amp Block Diagram, ideal and practical Op-amp Specifications, DC and AC characteristics, 741 op-amp & its features, Op-Amp parameters & Measurement, Input & Out put Off set voltages & currents, slew rate, CMRR, PSRR, drift, Frequency Compensation techniques.

UNIT III

LINEAR and NON-LINEAR APPLICATIONS OF OP-AMPS: Inverting and Non-inverting amplifier, Integrator and differentiator, Difference amplifier, Instrumentation amplifier, AC amplifier, V to I, I to V converters, Buffers. Non- Linear function generation, Comparators, Multivibrators, Triangular and Square wave generators, Log and Anti log Amplifiers, Precision rectifiers.

UNIT IV

ACTIVE FILTERS, ANALOG MULTIPLIERS AND MODULATORS: Design & Analysis of Butterworth active filters – 1st order, 2nd order LPF, HPF filters. Band pass, Band reject and all pass filters. Four Quadrant Multiplier, IC 1496, Sample & Hold circuits.

UNIT V

TIMERS & PHASE LOCKED LOOPS: Introduction to 555 timer, functional diagram, Monostable and Astable operations and applications, Schmitt Trigger; PLL - introduction, block schematic, principles and description of individual blocks, 565 PLL, Applications of PLL – frequency multiplication, frequency translation, AM, FM & FSK demodulators. Applications of VCO (566).

UNIT VI

DIGITAL TO ANALOG AND ANALOG TO DIGITAL CONVERTERS: Introduction, basic DAC techniques, weighted resistor DAC, R-2R ladder DAC, inverted R-2R DAC, and IC 1408 DAC, Different types of ADCs – parallel Comparator type ADC, counter type ADC, successive approximation ADC and dual slope ADC. DAC and ADC Specifications, Specifications AD 574 (12 bit ADC).

TEXT BOOKS:

1. Linear Integrated Circuits – D. Roy Choudhury, New Age International (p) Ltd, 2nd Edition,2003.
2. Op-Amps & Linear ICs - Ramakanth A. Gayakwad, PHI,1987.
3. Operational Amplifiers–C.G. Clayton, Butterworth & Company Publ. Ltd./Elsevier, 1971

REFERENCES :

1. Operational Amplifiers & Linear Integrated Circuits –Sanjay Sharma ;SK Kataria &Sons;2nd Edition,2010
2. Design with Operational Amplifiers & Analog Integrated Circuits – Sergio Franco, McGraw Hill, 1988.
3. OP AMPS and Linear Integrated Circuits concepts and Applications, James M Fiore, Cenage Learning India Ltd.
4. Operational Amplifiers & Linear Integrated Circuits–R.F.Coughlin & Fredrick Driscoll, PHI, 6th Edition.
5. Operational Amplifiers & Linear ICs – David A Bell, Oxford Uni. Press, 3rd Edition

OUTCOMES

- Design circuits using operational amplifiers for various applications.
- Analyze and design amplifiers and active filters using Op-amp.
- Diagnose and trouble-shoot linear electronic circuits.
- Understand the gain-bandwidth concept and frequency response of the amplifier configurations.
- Understand thoroughly the operational amplifiers with linear integrated circuits.

III Year - I Semester

L	T	P	C
4	0	0	3

DIGITAL IC APPLICATIONS

OBJECTIVES

The main objectives of this course are:

- Introduction of digital logic families and interfacing concepts for digital design is considered.
- VHDL fundamentals were discussed to modeling the digital system design blocks.
- VHDL compilers, simulators and synthesis tools are described, which are used to verify digital systems in a technology-independent fashion.
- Design and implementation of combinational and sequential digital logic circuits is explained.

Outcomes:

At the end of this course the student can able to:

- Understand the structure of commercially available digital integrated circuit families.
- Learn the IEEE Standard 1076 Hardware Description Language (VHDL).
- Model complex digital systems at several levels of abstractions, behavioral, structural, simulation, synthesis and rapid system prototyping.
- Analyze and design basic digital circuits with combinatorial and sequential logic circuits using VHDL.

Syllabus:

UNIT-I

Digital Logic Families and Interfacing: Introduction to logic families, CMOS logic, CMOS steady state and dynamic electrical behavior, CMOS logic families. Bipolar logic, transistor-transistor logic, TTL families, CMOS/TTL interfacing, low voltage CMOS logic and interfacing, Emitter coupled logic.

(Text book-1)

UNIT-II

Introduction to VHDL: Design flow, program structure, levels of abstraction, Elements of VHDL: Data types, data objects, operators and identifiers. Packages, Libraries and Bindings, Subprograms. VHDL Programming using structural and data flow modeling.

(Text book-2)

UNIT-III

Behavioral Modeling: Process statement, variable assignment statement, signal assignment statement, wait statement, if statement, case statement, null statement, loop statement, exit statement, next statement, assertion statement, more on signal assignment statement, Inertial Delay Model, Transport Delay Model, Creating Signal Waveforms, Signal Drivers, Other Sequential Statements, Multiple Processes. Logic Synthesis, Inside a logic Synthesizer.

(Text book-2)

UNIT-IV

Combinational Logic Design: Binary Adder-Subtractor, Ripple Adder, Look Ahead Carry Generator, ALU, Decoders, encoders, multiplexers and demultiplexers, parity circuits, comparators, Barrel Shifter, Simple Floating-Point Encoder, Dual Priority Encoder, Design considerations of the above combinational logic circuits with relevant Digital ICs, modeling of above ICs using VHDL.

(Text book-1)

UNIT-V

Sequential Logic Design: SSI Latches and flip flops, Ring Counter, Johnson Counter, Design of Modulus N Synchronous Counters, Shift Registers, Universal Shift Registers, Design considerations of the above sequential logic circuits with relevant Digital ICs, modeling of above ICs using VHDL.

(Text book-1)

UNIT-VI:

Synchronous and Asynchronous Sequential Circuits: Basic design steps: State diagram, state table, state assignment, choice of flip flops and derivation of next state and output expressions, timing diagram. State assignment problem: One hot encoding. Mealy and Moore type FSM for serial adder, VHDL code for the serial adder. Analysis of Asynchronous circuits, State Reduction, State Assignment. A complete design example: The vending machine controller.

(Reference text book- 1)

Text Books:

1. Digital Design Principles & Practices – John F. Wakerly, PHI/ Pearson Education Asia, 3rd Ed., 2005.
2. VHDL Primer – J. Bhasker, Pearson Education/ PHI, 3rd Edition.

References:

1. Fundamentals of Digital Logic with VHDL Design- Stephen Brown, Zvonko Vranesic, McGrawHill, 3rd Edition.

III Year - I Semester

L	T	P	C
4	0	0	3

DIGITAL COMMUNICATIONS

UNIT I

PULSE DIGITAL MODULATION: Elements of digital communication systems, advantages of digital communication systems, Elements of PCM: Sampling, Quantization & Coding, Quantization error, Companding in PCM systems. Differential PCM systems (DPCM). Delta modulation, its draw backs, adaptive delta modulation, comparison of PCM and DM systems, noise in PCM and DM systems.

UNIT II

DIGITAL MODULATION TECHNIQUES: Introduction, ASK, FSK, PSK, DPSK, DEPSK, QPSK, M-ary PSK, ASK, FSK, similarity of BFSK and BPSK.

UNIT III

DATA TRANSMISSION : Base band signal receiver, probability of error, the optimum filter, matched filter, probability of error using matched filter, coherent reception, non-coherent detection of FSK, calculation of error probability of ASK, BPSK, BFSK, QPSK.

UNIT IV

INFORMATION THEORY: Discrete messages, concept of amount of information and its properties. Average information, Entropy and its properties. Information rate, Mutual information and its properties.

UNIT V

SOURCE CODING: Introductions, Advantages, Shannon's theorem, Shannon-Fano coding, Huffman coding, efficiency calculations, channel capacity of discrete and analog Channels, capacity of a Gaussian channel, bandwidth –S/N trade off.

UNIT VI

LINEAR BLOCK CODES: Introduction, Matrix description of Linear Block codes, Error detection and error correction capabilities of Linear block codes, Hamming codes, Binary cyclic codes, Algebraic structure, encoding, syndrome calculation, BCH Codes.

CONVOLUTION CODES: Introduction, encoding of convolution codes, time domain approach, transform domain approach. Graphical approach: state, tree and trellis diagram decoding using Viterbi algorithm.

TEXT BOOKS:

1. Digital communications - Simon Haykin, John Wiley, 2005
2. Principles of Communication Systems – H. Taub and D. Schilling, TMH, 2003

REFERENCES:

1. Digital and Analog Communication Systems - Sam Shanmugam, John Wiley, 2005.
2. Digital Communications – John Proakis, TMH, 1983. Communication Systems Analog & Digital – Singh & Sapre, TMH, 2004.
3. Modern Analog and Digital Communication – B.P.Lathi, Oxford reprint, 3rd edition, 2004.

Students undergoing this course are expected to:

Course Objectives:

1. Understand different pulse digital modulation techniques and their comparison
2. Familiarize various digital modulation techniques and calculation of their error probabilities
3. Understand the concept of entropy and different source coding techniques
4. Familiarize with block codes, cyclic codes and convolutional codes

Course Outcomes:

After undergoing the course students will be able to:

1. Determine the performance of different waveform coding techniques for the generation and digital representation of the signals.
2. Determine the probability of error for various digital modulation schemes
3. Analyze different source coding techniques
4. Compute and analyze different error control coding schemes for the reliable transmission of digital information over the channel.

III Year - I Semester

L	T	P	C
4	0	0	3

ANTENNA AND WAVE PROPAGATION

OBJECTIVES

The student will be able to

- understand the applications of the electromagnetic waves in free space.
- introduce the working principles of various types of antennas
- discuss the major applications of antennas with an emphasis on how antennas are employed to meet electronic system requirements.
- understand the concepts of radio wave propagation in the atmosphere.

UNIT I

ANTENNA FUNDAMENTALS: Introduction, Radiation Mechanism – single wire, 2 wire, dipoles, Current Distribution on a thin wire antenna. Antenna Parameters - Radiation Patterns, Patterns in Principal Planes, Main Lobe and Side Lobes, Beamwidths, Polarization, Beam Area, Radiation Intensity, Beam Efficiency, Directivity, Gain and Resolution, Antenna Apertures, Aperture Efficiency, Effective Height, illustrated Problems.

UNIT II

THIN LINEAR WIRE ANTENNAS: Retarded Potentials, Radiation from Small Electric Dipole, Quarter wave Monopole and Half wave Dipole – Current Distributions, Evaluation of Field Components, Power Radiated, Radiation Resistance, Beamwidths, Directivity, Effective Area and Effective Height. Natural current distributions, fields and patterns of Thin Linear Center-fed Antennas of different lengths, Radiation Resistance at a point which is not current maximum. Antenna Theorems – Applicability and Proofs for equivalence of directional characteristics, Loop Antennas: Small Loops - Field Components, Comparison of far fields of small loop and short dipole, Concept of short magnetic dipole, D and R_r relations for small loops.

UNIT III

ANTENNA ARRAYS : 2 element arrays – different cases, Principle of Pattern Multiplication, N element Uniform Linear Arrays – Broadside, End-fire Arrays, EFA with Increased Directivity, Derivation of their characteristics and comparison; Concept of Scanning Arrays. Directivity Relations (no derivations). Related Problems. Binomial Arrays, Effects of Uniform and Non-uniform Amplitude Distributions, Design Relations. Arrays with Parasitic Elements, Yagi-Uda Arrays, Folded Dipoles and their characteristics.

UNIT IV

NON-RESONANT RADIATORS : Introduction, Traveling wave radiators – basic concepts, Long wire antennas – field strength calculations and patterns, Microstrip Antennas-Introduction, Features, Advantages and Limitations, Rectangular Patch Antennas –Geometry and Parameters, Impact of different parameters on characteristics. Broadband Antennas: Helical Antennas – Significance, Geometry, basic properties; Design considerations for monofilar helical antennas in Axial Mode and Normal Modes (Qualitative Treatment).

UNIT V

VHF, UHF AND MICROWAVE ANTENNAS : Reflector Antennas : Flat Sheet and Corner Reflectors. Paraboloidal Reflectors – Geometry, characteristics, types of feeds, F/D Ratio, Spill Over, Back Lobes, Aperture Blocking, Off-set Feeds, Cassegrain Feeds.

Horn Antennas – Types, Optimum Horns, Design Characteristics of Pyramidal Horns; Lens Antennas – Geometry, Features, Dielectric Lenses and Zoning, Applications, Antenna Measurements – Patterns Required, Set Up, Distance Criterion, Directivity and Gain Measurements (Comparison, Absolute and 3-Antenna Methods).

UNIT VI

WAVE PROPAGATION : Concepts of Propagation – frequency ranges and types of propagations. Ground Wave Propagation–Characteristics, Parameters, Wave Tilt, Flat and Spherical Earth Considerations. Sky Wave Propagation – Formation of Ionospheric Layers and their Characteristics, Mechanism of Reflection and Refraction, Critical Frequency, MUF and Skip Distance – Calculations for flat and spherical earth cases, Optimum Frequency, LUHF, Virtual Height, Ionospheric Abnormalities, Ionospheric Absorption.

Fundamental Equation for Free-Space Propagation, Basic Transmission Loss Calculations. Space Wave Propagation – Mechanism, LOS and Radio Horizon. Tropospheric Wave Propagation – Radius of Curvature of path, Effective Earth's Radius, Effect of Earth's Curvature, Field Strength Calculations, M-curves and Duct Propagation, Tropospheric Scattering.

TEXT BOOKS

1. Antennas for All Applications – John D. Kraus and Ronald J. Marhefka, 3rd Edition, TMH, 2003.
2. Electromagnetic Waves and Radiating Systems – E.C. Jordan and K.G. Balmain, PHI, 2nd Edition, 2000.

REFERENCES

1. Antenna Theory - C.A. Balanis, John Wiley and Sons, 2nd Edition, 2001.
2. Antennas and Wave Propagation – K.D. Prasad, Satya Prakashan, Tech India Publications, New Delhi, 2001.
3. Transmission and Propagation – E.V.D. Glazier and H.R.L. Lamont, The Services Text Book of Radio, vol. 5, Standard Publishers Distributors, Delhi.
4. Electronic and Radio Engineering – F.E. Terman, McGraw-Hill, 4th Edition, 1955.
5. Antennas – John D. Kraus, McGraw-Hill, 2nd Edition, 1988.

OUTCOMES

After going through this course the student will be able to

- Identify basic antenna parameters.
- Design and analyze wire antennas, loop antennas, reflector antennas, lens antennas, horn antennas and microstrip antennas
- Quantify the fields radiated by various types of antennas
- Design and analyze antenna arrays
- Analyze antenna measurements to assess antenna's performance
- Identify the characteristics of radio wave propagation

III Year - I Semester

L	T	P	C
0	0	3	2

PULSE & DIGITAL CIRCUITS LAB

- 1. Linear wave shaping.**
- 2. Non Linear wave shaping – Clippers.**
- 3. Non Linear wave shaping – Clampers.**
- 4. Transistor as a switch.**
- 5. Study of Logic Gates & Some applications.**
- 6. Study of Flip-Flops & some applications.**
- 7. Sampling Gates.**
- 8. Astable Multivibrator.**
- 9. Monostable Multivibrator.**
- 10. Bistable Multivibrator.**
- 11. Schmitt Trigger.**
- 12. UJT Relaxation Oscillator.**
- 13. Bootstrap sweep circuit.**

Equipment required for Laboratory:

- 1. RPS - 0 – 30 V**
- 2. CRO - 0 – 20 M Hz.**
- 3. Function Generators - 0 – 1 M Hz**
- 4. Components**
- 5. Multi Meters**

III Year - I Semester

L	T	P	C
0	0	3	2

L IC APPLICATIONS LAB

Minimum Twelve Experiments to be conducted :

1. Study of OP AMPs – IC 741, IC 555, IC 565, IC 566, IC 1496 – functioning, parameters and Specifications.
2. OP AMP Applications – Adder, Subtractor, Comparator Circuits.
3. Integrator and Differentiator Circuits using IC 741.
4. Active Filter Applications – LPF, HPF (first order)
5. Active Filter Applications – BPF, Band Reject (Wideband) and Notch Filters.
6. IC 741 Oscillator Circuits – Phase Shift and Wien Bridge Oscillators.
7. Function Generator using OP AMPs.
8. IC 555 Timer – Monostable Operation Circuit.
9. IC 555 Timer – Astable Operation Circuit.
10. Schmitt Trigger Circuits – using IC 741 and IC 555.
11. IC 565 – PLL Applications.
12. IC 566 – VCO Applications.
13. Voltage Regulator using IC 723.
14. Three Terminal Voltage Regulators – 7805, 7809, 7912.

Equipment required for Laboratories:

1. RPS
2. CRO
3. Function Generator
4. Multi Meters
5. IC Trainer Kits (Optional)
6. Bread Boards
7. Components:- IC741, IC555, IC565, IC1496, IC723, 7805, 7809, 7912 and other essential components.
8. Analog IC Tester

III Year - I Semester

L	T	P	C
0	0	3	2

DICA LABORATORY

Note: The students are required to design and draw the internal logical structure of the following Digital Integrated Circuits and to develop VHDL/Verilog HDL Source code, perform simulation using relevant simulator and analyze the obtained simulation results using necessary synthesizer.

All the experiments are required to verify and implement the logical operations on the latest FPGA Hardware in the Laboratory.

List of Experiments :(Minimum of Ten Experiments has to be performed)

1. Realization of Logic Gates
2. Design of Full Adder using 3 modeling systems
3. 3 to 8 Decoder -74138
4. 8 to 3 Encoder (with and without parity)
5. 8 x 1 Multiplexer-74151 and 2x 4 De-multiplexer-74155
6. 4- Bit comparator-7485
7. D Flip-Flop-7474
8. Decade counter -7490
9. Shift registers-7495
10. 8-bit serial in-parallel out and parallel in-serial out
11. Fast In & Fast Out (FIFO)
12. MAC (Multiplier & Accumulator)
13. ALU Design.

Equipment/Software required:

1. Xilinx Vivado software / Equivalent Industry Standard Software
2. Xilinx Hardware / Equivalent hardware
3. Personal computer system with necessary software to run the programs and Implement.

III Year - I Semester

L	T	P	C
0	3	0	0

PROFESSIONAL ETHICS AND HUMAN VALUES

Course Objectives:

***To give basic insights and inputs to the student to inculcate Human values to grow as a responsible human beings with proper personality.**

***Professional Ethics instills the student to maintain ethical conduct and discharge their professional duties.**

UNIT I: Human Values:

Morals, Values and Ethics – Integrity – Trustworthiness - Work Ethics – Service Learning – Civic Virtue – Respect for others – Living Peacefully – Caring – Sharing – Honesty – Courage – Value Time – Co-operation – Commitment – Empathy – Self-confidence – Spirituality- Character.

UNIT II: Principles for Harmony:

Truthfulness – Customs and Traditions - Value Education – Human Dignity – Human Rights – Fundamental Duties - Aspirations and Harmony (I, We & Nature) – Gender Bias - Emotional Intelligence – Salovey – Mayer Model – Emotional Competencies – Conscientiousness.

UNIT III: Engineering Ethics and Social Experimentation:

History of Ethics - Need of Engineering Ethics - Senses of Engineering Ethics- Profession and Professionalism — Self Interest - Moral Autonomy – Utilitarianism – Virtue Theory - Uses of Ethical Theories - Deontology- Types of Inquiry – Kohlberg’s Theory - Gilligan’s Argument – Heinz’s Dilemma - Comparison with Standard Experiments — Learning from the Past – Engineers as Managers – Consultants and Leaders – Balanced Outlook on Law - Role of Codes – Codes and Experimental Nature of Engineering.

UNIT IV: Engineers’ Responsibilities towards Safety and Risk:

Concept of Safety - Safety and Risk – Types of Risks – Voluntary v/s Involuntary Risk – Consequences - Risk Assessment – Accountability – Liability - Reversible Effects - Threshold Levels of Risk - Delayed v/s Immediate Risk - Safety and the Engineer – Designing for Safety – Risk-Benefit Analysis-Accidents.

UNIT V: Engineers’ Duties and Rights:

Concept of Duty - Professional Duties – Collegiality - Techniques for Achieving Collegiality – Senses of Loyalty - Consensus and Controversy - Professional and Individual Rights – Confidential and Proprietary Information - Conflict of Interest-Ethical egoism - Collective Bargaining – Confidentiality - Gifts and Bribes - Problem solving- Occupational Crimes- Industrial Espionage- Price Fixing-Whistle Blowing.

UNIT VI: Global Issues:

Globalization and MNCs – Cross Culture Issues - Business Ethics – Media Ethics - Environmental Ethics – Endangering Lives - Bio Ethics - Computer Ethics - War Ethics – Research Ethics - Intellectual Property Rights.

- Related Cases Shall be dealt where ever necessary.

Outcome:

***It gives a comprehensive understanding of a variety issues that are encountered by every professional in discharging professional duties.**

***It provides the student the sensitivity and global outlook in the contemporary world to fulfill the professional obligations effectively.**

References:

1. Professional Ethics by R. Subramaniam – Oxford Publications, New Delhi.
2. Ethics in Engineering by Mike W. Martin and Roland Schinzinger - Tata McGraw-Hill – 2003.
3. Professional Ethics and Morals by Prof.A.R.Aryasri, DharanikotaSuyodhana - Maruthi Publications.
4. Engineering Ethics by Harris, Pritchard and Rabins, Cengage Learning, New Delhi.
5. Human Values & Professional Ethics by S. B. Gogate, Vikas Publishing House Pvt. Ltd., Noida.
6. Engineering Ethics & Human Values by M.Govindarajan, S.Natarajan and V.S.SenthilKumar-PHI Learning Pvt. Ltd – 2009.
7. Professional Ethics and Human Values by A. Alavudeen, R.Kalil Rahman and M. Jayakumaran – University Science Press.
8. Professional Ethics and Human Values by Prof.D.R.Kiran-Tata McGraw-Hill - 2013
9. Human Values And Professional Ethics by Jayshree Suresh and B. S. Raghavan, S.Chand Publications

III Year - II Semester

L	T	P	C
4	0	0	3

MICROPROCESSORS AND MICROCONTROLLERS

UNIT-I:

8086 ARCHITECTURE: Main features, pin diagram/description, 8086 microprocessor family, 8086 internal architecture, bus interfacing unit, execution unit, interrupts and interrupt responses, 8086 system timing, minimum mode and maximum mode configuration.

UNIT-II:

8086 PROGRAMMING: Program development steps, instructions, addressing modes, assembler directives, writing simple programs with an assembler, assembly language program development tools.

UNIT-III:

8086 INTERFACING : Semiconductor memories interfacing (RAM,ROM), 8254 software programmable timer/counter, Intel 8259 programmable interrupt controller, software and hardware interrupt applications, Intel 8237a DMA controller, Intel 8255 programmable peripheral interface, keyboard interfacing, alphanumeric displays (LED,7-segment display, multiplexed 7-segment display, LCD), Intel 8279 programmable keyboard/display controller, stepper motor, A/D and D/A converters.

UNIT-IV:

80386 AND 80486 MICROPROCESSORS: Introduction, programming concepts, special purpose registers, memory organization, moving to protected mode, virtual mode, memory paging mechanism, architectural differences between 80386 and 80486 microprocessors.

UNIT-V:

Intel 8051 MICROCONTROLLER: Architecture, hardware concepts, input/output ports and circuits, external memory, counters/timers, serial data input/output, interrupts.

Assembly language programming: Instructions, addressing modes, simple programs.

Interfacing: keyboard, displays (LED, 7-segment display unit), A/D and D/A converters.

UNIT-VI:

PIC MICROCONTROLLER: Introduction, characteristics of PIC microcontroller, PIC microcontroller families, memory organization, parallel and serial input and output, timers, Interrupts, PIC 16F877 architecture, instruction set of the PIC 16F877.

Text Books:

1. Microprocessors and Interfacing – Programming and Hardware by Douglas V Hall, SSSP Rao, Tata McGraw Hill Education Private Limited, 3rd Edition.
2. The 8051 Microcontroller & Embedded Systems Using Assembly and C by Kenneth J.Ayala, Dhananjay V.Gadre, Cengage Learning, India Edition.

References:

1. The Intel Microprocessors-Architecture, Programming, and Interfacing by Barry B.Brey, Pearson, Eighth Edition-2012.
2. Microprocessors and Microcontrollers-Architecture, Programming and System Design by Krishna Kant, PHI Learning Private Limited, Second Edition, 2014.
3. Microprocessors and Microcontrollers by N.Senthil Kumar, M.Saravanan and S.Jeevananthan, Oxford University Press, Seventh Impression 2013

III Year - II Semester

L	T	P	C
4	0	0	3

MICROWAVE ENGINEERING

OBJECTIVES

The student will

- Understand fundamental characteristics of waveguides and Microstrip lines through electromagnetic field analysis.
- Understand the basic properties of waveguide components and Ferrite materials composition
- Understand the function, design, and integration of the major microwave components oscillators, power amplifier.
- Understand a Microwave test bench setup for measurements.

UNIT I

MICROWAVE TRANSMISSION LINES: Introduction, Microwave Spectrum and Bands, Applications of Microwaves. Rectangular Waveguides – TE/TM mode analysis, Expressions for Fields, Characteristic Equation and Cut-off Frequencies, Filter Characteristics, Dominant and Degenerate Modes, Sketches of TE and TM mode fields in the cross-section, Mode Characteristics – Phase and Group Velocities, Wavelengths and Impedance Relations; Power Transmission and Power Losses in Rectangular Guide, Impossibility of TEM mode. Related Problems.

UNIT II

CIRCULAR WAVEGUIDES: Introduction, Nature of Fields, Characteristic Equation, Dominant and Degenerate Modes.

Cavity Resonators– Introduction, Rectangular and Cylindrical Cavities, Dominant Modes and Resonant Frequencies, Q factor and Coupling Coefficients, Excitation techniques- waveguides and cavities, Related Problems.

MICROSTRIP LINES– Introduction, Zo Relations, Effective Dielectric Constant, Losses, Q factor.

UNIT III

MICROWAVE TUBES :Limitations and Losses of conventional tubes at microwave frequencies. Re-entrant Cavities, Microwave tubes – O type and M type classifications. O-type tubes :2 Cavity Klystrons – Structure, Velocity Modulation Process and Applegate Diagram, Bunching Process and Small Signal Theory –Expressions for o/p Power and Efficiency, Applications, Reflex Klystrons – Structure, Applegate Diagram and Principle of working, Mathematical Theory of Bunching, Power Output, Efficiency, Electronic Admittance; Oscillating Modes and o/p Characteristics, Electronic and Mechanical Tuning, Applications, Related Problems.

UNIT - IV

HELIX TWTS: Significance, Types and Characteristics of Slow Wave Structures; Structure of TWT and Suppression of Oscillations, Nature of the four Propagation Constants(Qualitative treatment).

M-type Tubes

Introduction, Cross-field effects, Magnetrons – Different Types, 8-Cavity Cylindrical Travelling Wave Magnetron – Hull Cut-off Condition, Modes of Resonance and PI-Mode Operation, Separation of PI-Mode, o/p characteristics.

UNIT V

WAVEGUIDE COMPONENTS AND APPLICATIONS - I :Coupling Mechanisms – Probe, Loop, Aperture types. Waveguide Discontinuities – Waveguide irises, Tuning Screws and Posts, Matched Loads. Waveguide Attenuators – Resistive Card, Rotary Vane types; Waveguide Phase Shifters – Dielectric, Rotary Vane types. Scattering Matrix– Significance, Formulation and Properties. S-Matrix Calculations for – 2 port Junction, E-plane and H-plane Tees, Magic Tee, Hybrid Ring; Directional Couplers – 2Hole, Bethe Hole types, Ferrite Components– Faraday Rotation, S-Matrix Calculations for Gyrator, Isolator, Circulator, Related Problems.

UNIT VI

MICROWAVE SOLID STATE DEVICES: Introduction, Classification, Applications. TEDs – Introduction, Gunn Diode – Principle, RWH Theory, Characteristics, Basic Modes of Operation, Oscillation Modes. Avalanche Transit Time Devices – Introduction, IMPATT and TRAPATT Diodes – Principle of Operation and Characteristics. **MICROWAVE MEASUREMENTS:** Description of Microwave Bench – Different Blocks and their Features, Precautions; Microwave Power Measurement – Bolometer Method. Measurement of Attenuation, Frequency, Q-factor, Phase shift, VSWR, Impedance Measurement.

TEXT BOOKS:

1. Microwave Devices and Circuits – Samuel Y. Liao, PHI, 3rd Edition, 1994.
2. Foundations for Microwave Engineering – R.E. Collin, IEEE Press, John Wiley, 2nd Edition, 2002.

REFERENCES:

1. Microwave Principles – Herbert J. Reich, J.G. Skalnik, P.F. Ordung and H.L. Krauss, CBS Publishers and Distributors, New Delhi, 2004
2. Microwave Engineering- Annapurna Das and Sisir K.Das, Mc Graw Hill Education, 3rd Edition.
3. Microwave and Radar Engineering-M.Kulkarni, Umesh Publications, 3rd Edition.
4. Microwave Engineering – G S N Raju , I K International
5. Microwave and Radar Engineering – G Sasibhushana Rao Pearson

OUTCOMES : After going through this course the student will be able to

- Design different modes in waveguide structures
- Calculate S-matrix for various waveguide components and splitting the microwave energy in a desired direction
- Distinguish between Microwave tubes and Solid State Devices, calculation of efficiency of devices.
- Measure various microwave parameters using a Microwave test bench

III Year - II Semester

L	T	P	C
4	0	0	3

VLSI DESIGN

Objectives:

The main objectives of this course are:

- Basic characteristics of MOS transistor and examines various possibilities for configuring inverter circuits and aspects of latch-up are considered.
- Design processes are aided by simple concepts such as stick and symbolic diagrams but the key element is a set of design rules, which are explained clearly.
- Basic circuit concepts are introduced for MOS processes we can set out approximate circuit parameters which greatly ease the design process.

Outcomes:

At the end of this course the student can able to:

- Understand the properties of MOS active devices and simple circuits configured when using them and the reason for such encumbrances as ratio rules by which circuits can be interconnected in silicon.
- Know three sets of design rules with which nMOS and CMOS designs may be fabricated.
- Understand the scaling factors determining the characteristics and performance of MOS circuits in silicon.

Syllabus:

UNIT-I:

Introduction and Basic Electrical Properties of MOS Circuits: Introduction to IC technology, Fabrication process: nMOS, pMOS and CMOS. I_{ds} versus V_{ds} Relationships, Aspects of MOS transistor Threshold Voltage, MOS transistor Trans, Output Conductance and Figure of Merit. nMOS Inverter, Pull-up to Pull-down Ratio for nMOS inverter driven by another nMOS inverter, and through one or more pass transistors. Alternative forms of pull-up, The CMOS Inverter, Latch-up in CMOS circuits, Bi-CMOS Inverter, Comparison between CMOS and BiCMOS technology.

(Text Book-1)

UNIT-II:

MOS and Bi-CMOS Circuit Design Processes: MOS Layers, Stick Diagrams, Design Rules and Layout, General observations on the Design rules, $2\mu\text{m}$ Double Metal, Double Poly, CMOS/BiCMOS rules, $1.2\mu\text{m}$ Double Metal, Double Poly CMOS rules, Layout Diagrams of NAND and NOR gates and CMOS inverter, Symbolic Diagrams-Translation to Mask Form.

(Text Book-1)

UNIT-III:

Basic Circuit Concepts: Sheet Resistance, Sheet Resistance concept applied to MOS transistors and Inverters, Area Capacitance of Layers, Standard unit of capacitance, Some area Capacitance Calculations, The Delay Unit, Inverter Delays, Driving large capacitive loads, Propagation Delays, Wiring Capacitances, Choice of layers.

Scaling of MOS Circuits: Scaling models and scaling factors, Scaling factors for device parameters, Limitations of scaling, Limits due to sub threshold currents, Limits on logic levels and supply voltage due to noise and current density. Switch logic, Gate logic.

(Text Book-1)

UNIT-IV:

Chip Input and Output circuits: ESD Protection, Input Circuits, Output Circuits and L(di/dt) Noise, On-Chip clock Generation and Distribution.

Design for Testability: Fault types and Models, Controllability and Observability, Ad Hoc Testable Design Techniques, Scan Based Techniques and Built-In Self Test techniques.

(Text Book-2)

UNIT-V:

FPGA Design: FPGA design flow, Basic FPGA architecture, FPGA Technologies, FPGA families- Altera Flex 8000FPGA, Altera Flex 10FPGA, Xilinx XC4000 series FPGA, Xilinx Spartan XL FPGA, Xilinx Spartan II FPGAs, Xilinx Vertex FPGA. Case studies: FPGA Implementation of Half adder and full adder.

Introduction to synthesis: Logic synthesis, RTL synthesis, High level Synthesis.

(Reference Text Book-1)

UNIT-VI:

Introduction to Low Power VLSI Design: Introduction to Deep submicron digital IC design, Low Power CMOS Logic Circuits: Over view of power consumption, Low –power design through voltage scaling, Estimation and optimisation of switching activity, Reduction of switching capacitance. Interconnect Design, Power Grid and Clock Design.

(Text Book-2)

Text Books:

1. Essentials of VLSI Circuits and Systems - Kamran Eshraghian, Douglas and A. Pucknell and Sholeh Eshraghian, Prentice-Hall of India Private Limited, 2005 Edition.
2. CMOS Digital Integrated Circuits Analysis and Design- Sung-Mo Kang, Yusuf Leblebici, Tata McGraw-Hill Education, 2003.

References:

1. Advanced Digital Design with the Verilog HDL, Michael D.Ciletti, Xilinx Design Series, Pearson Education
2. Analysis and Design of Digital Integrated Circuits in Deep submicron Technology, 3rd edition, David Hodges.

III Year - II Semester

L	T	P	C
4	0	0	3

DIGITAL SIGNAL PROCESSING

OBJECTIVES

The student will be able to

- Analyze the Discrete Time Signals and Systems
- Know the importance of FFT algorithm for computation of Discrete Fourier Transform
- Understand the various implementations of digital filter structures
- Learn the FIR and IIR Filter design procedures
- Know the need of Multirate Processing
- Learn the concepts of DSP Processors

UNIT I INTRODUCTION: Introduction to Digital Signal Processing: Discrete time signals & sequences, Classification of Discrete time systems, stability of LTI systems, Invertability, Response of LTI systems to arbitrary inputs. Solution of Linear constant coefficient difference equations. Frequency domain representation of discrete time signals and systems. Review of Z-transforms, solution of difference equations using Z-transforms, System function.

UNIT II DISCRETE FOURIER SERIES & FOURIER TRANSFORMS: Properties of discrete Fourier series, DFS representation of periodic sequences, Discrete Fourier transforms: Properties of DFT, linear filtering methods based on DFT, Fast Fourier transforms (FFT) - Radix-2 decimation in time and decimation in frequency FFT Algorithms, Inverse FFT.

UNIT III. DESIGN OF IIR DIGITAL FILTERS& REALIZATIONS: Analog filter approximations – Butter worth and Chebyshev, Design of IIR Digital filters from analog filters, Design Examples, Analog and Digital frequency transformations. Basic structures of IIR systems, Transposed forms.

UNIT IV DESIGN OF FIR DIGITAL FILTERS & REALIZATIONS:

Characteristics of FIR Digital Filters, frequency response. Design of FIR Digital Filters using Window Techniques and Frequency Sampling technique, Comparison of IIR & FIR filters.

Basic structures of FIR systems, *Lattice structures, Lattice-ladder structures*

UNIT V MULTIRATE DIGITAL SIGNAL PROCESSING: Introduction, Decimation, Interpolation Sampling rate conversion, Implementation of sampling rate converters, *Applications – Sub-band Coding of Speech Signals, Implementation of Digital Filter Banks, Trans-multiplexers.*

UNIT VI INTRODUCTION TO DSP PROCESSORS: Introduction to programmable DSPs: Multiplier and Multiplier Accumulator, Modified bus structures and memory access schemes in P-DSPs, Multiple Access Memory, Multiported memory, VLIW architecture, Pipelining, Special addressing modes, On-Chip Peripherals. Architecture of TMS320C5X: Introduction, Bus Structure, Central Arithmetic Logic Unit, Auxiliary Register ALU, Index Register, Block Move Address Register, Parallel Logic Unit, Memory mapped registers, program controller, some flags in the status registers, On-chip memory, On-chip peripherals.

TEXT BOOKS:

1. Digital Signal Processing, Principles, Algorithms, and Applications: John G. Proakis, Dimitris G.Manolakis,Pearson Education / PHI, 2007.
2. Discrete Time Signal Processing – A.V.Oppenheim and R.W. Schaffer, PHI
3. Digital Signal Processors – Architecture, Programming and Applications,, B.Venkataramani, M.Bhaskar, TATA McGraw Hill, 2002
4. Digital Signal Processing – K Raja Rajeswari, I.K. International Publishing House

Reference Books:

1. Digital Signal Processing: Andreas Antoniou, TATA McGraw Hill , 2006
2. Digital Signal Processing: MH Hayes, Schaum's Outlines, TATA Mc-Graw Hill, 2007.
3. DSP Primer - C. Britton Rorabaugh, Tata McGraw Hill, 2005.
4. Fundamentals of Digital Signal Processing using Matlab – Robert J. Schilling, Sandra L. Harris,Thomson, 2007.
5. Digital Signal Processing – Alan V. Oppenheim, Ronald W. Schafer, PHI Ed., 2006
6. Digital Signal Processing – Ramesh babu, Sci Tech publications

OUTCOMES

After going through this course the student will be able to

- Apply the difference equations concept in the anayziation of Discrete time systems
- Use the FFT algorithm for solving the DFT of a given signal
- Design a Digital filter (FIR&IIR) from the given specifications
- Realize the FIR and IIR structures from the designed digital filter.
- Use the Multirate Processing concepts in various applications(eg: Design of phase shifters, Interfacing of digital systems...)
- Apply the signal processing concepts on DSP Processor.

III Year - II Semester

L	T	P	C
4	0	0	3

**OOPS THROUGH JAVA
OPEN ELECTIVE**

OBJECTIVES:

- Understanding the OOP's concepts, classes and objects, threads, files, applets, swings and act.
- This course introduces computer programming using the JAVA programming language with object-oriented programming principles.
- Emphasis is placed on event-driven programming methods, including creating and manipulating objects, classes, and using Java for network level programming and middleware development

UNIT-I:

Introduction to OOP, procedural programming language and object oriented language, principles of OOP, applications of OOP, history of java, java features, JVM, program structure.

Variables, primitive data types, identifiers, literals, operators, expressions, precedence rules and associativity, primitive type conversion and casting, flow of control.

UNIT-II:

Classes and objects, class declaration, creating objects, methods, constructors and constructor overloading, garbage collector, importance of static keyword and examples, this keyword, arrays, command line arguments, nested classes.

UNIT-III:

Inheritance, types of inheritance, super keyword, final keyword, overriding and abstract class.

Interfaces, creating the packages, using packages, importance of CLASSPATH and java.lang package. Exception handling, importance of try, catch, throw, throws and finally block, user-defined exceptions, Assertions.

UNIT-IV:

Multithreading: introduction, thread life cycle, creation of threads, thread priorities, thread synchronization, communication between threads. Reading data from files and writing data to files, random access file,

UNIT-V:

Applet class, Applet structure, Applet life cycle, sample Applet programs. Event handling: event delegation model, sources of event, Event Listeners, adapter classes, inner classes.

UNIT-VI:

AWT: introduction, components and containers, Button, Label, Checkbox, Radio Buttons, List Boxes, Choice Boxes, Container class, Layouts, Menu and Scrollbar.

OUTCOMES:

- Understand Java programming concepts and utilize Java Graphical User Interface in Program writing.
- Write, compile, execute and troubleshoot Java programming for networking concepts.
- Build Java Application for distributed environment.
- Design and Develop multi-tier applications.

- Identify and Analyze Enterprise applications.

TEXT BOOKS:

1. The complete Reference Java, 8th edition, Herbert Schildt, TMH.
2. Programming in JAVA, Sachin Malhotra, Saurabh Choudary, Oxford.
3. Introduction to java programming, 7th edition by Y Daniel Liang, Pearson.

REFERENCE BOOKS:

1. Swing: Introduction, JFrame, JApplet, JPanel, Componets in Swings, Layout Managers in
2. Swings, JList and JScrollPane, Split Pane, JTabbedPane, JTree, JTable, Dialog Box.

DATA MINING OPEN ELECTIVE

OBJECTIVES:

- Students will be enabled to understand and implement classical models and algorithms in data warehousing and data mining.
- They will learn how to analyze the data, identify the problems, and choose the relevant models and algorithms to apply.
- They will further be able to assess the strengths and weaknesses of various methods and algorithms and to analyze their behavior.

UNIT –I

Introduction: Why Data Mining? What Is Data Mining? 1.3 What Kinds of Data Can Be Mined? 1.4 What Kinds of Patterns Can Be Mined? Which Technologies Are Used? Which Kinds of Applications Are Targeted? Major Issues in Data Mining. Data Objects and Attribute Types, Basic Statistical Descriptions of Data, Data Visualization, Measuring Data Similarity and Dissimilarity

UNIT –II

Data Pre-processing: Data Preprocessing: An Overview, Data Cleaning, Data Integration, Data Reduction, Data Transformation and Data Discretization

UNIT –III

Classification: Basic Concepts, General Approach to solving a classification problem, Decision Tree Induction: Working of Decision Tree, building a decision tree, methods for expressing an attribute test conditions, measures for selecting the best split, Algorithm for decision tree induction.

UNIT –IV

Classification: Alternative Techniques, Bayes' Theorem, Naïve Bayesian Classification, Bayesian Belief Networks

UNIT –V

Association Analysis: Basic Concepts and Algorithms: Problem Defecation, Frequent Item Set generation, Rule generation, compact representation of frequent item sets, FP-Growth Algorithm. **(Tan & Vipin)**

UNIT –VI

Cluster Analysis: Basic Concepts and Algorithms: Overview: What Is Cluster Analysis? Different Types of Clustering, Different Types of Clusters; K-means: The Basic K-means Algorithm, K-means Additional Issues, Bisecting K-means, Strengths and Weaknesses; Agglomerative Hierarchical Clustering: Basic Agglomerative Hierarchical Clustering Algorithm DBSCAN: Traditional Density Center-Based Approach, DBSCAN Algorithm, Strengths and Weaknesses. **(Tan & Vipin)**

OUTCOMES:

- Understand stages in building a Data Warehouse
- Understand the need and importance of preprocessing techniques
- Understand the need and importance of Similarity and dissimilarity techniques
- Analyze and evaluate performance of algorithms for Association Rules.
- Analyze Classification and Clustering algorithms

TEXT BOOKS:

1. Introduction to Data Mining: Pang-Ning Tan & Michael Steinbach, Vipin Kumar, Pearson.
2. Data Mining concepts and Techniques, 3/e, Jiawei Han, Michel Kamber, Elsevier.

REFERENCE BOOKS:

1. Data Mining Techniques and Applications: An Introduction, Hongbo Du, Cengage Learning.
2. Data Mining : Vikram Pudi and P. Radha Krishna, Oxford.
3. Data Mining and Analysis - Fundamental Concepts and Algorithms; Mohammed J. Zaki, Wagner Meira, Jr, Oxford
4. Data Warehousing Data Mining & OLAP, Alex Berson, Stephen Smith, TMH.

INDUSTRIAL ROBOTICS

OPEN ELECTIVE

Course Objectives:

1. To give students practice in applying their knowledge of mathematics, science, and Engineering and to expand this knowledge into the vast area of robotics.
2. The students will be exposed to the concepts of robot kinematics, Dynamics, Trajectory planning.
3. Mathematical approach to explain how the robotic arm motion can be described.
4. The students will understand the functioning of sensors and actuators.

UNIT-I

INTRODUCTION: Automation and Robotics, CAD/CAM and Robotics – An over view of Robotics – present and future applications – classification by coordinate system and control system.

UNIT – II

COMPONENTS OF THE INDUSTRIAL ROBOTICS: Function line diagram representation of robot arms, common types of arms. Components, Architecture, number of degrees of freedom – Requirements and challenges of end effectors, determination of the end effectors, comparison of Electric, Hydraulic and Pneumatic types of locomotion devices.

UNIT – III

MOTION ANALYSIS: Homogeneous transformations as applicable to rotation and translation – problems.

MANIPULATOR KINEMATICS: Specifications of matrices, D-H notation joint coordinates and world coordinates Forward and inverse kinematics – problems.

UNIT – IV

Differential transformation and manipulators, Jacobians – problems

Dynamics: Lagrange – Euler and Newton – Euler formulations – Problems.

UNIT V

General considerations in path description and generation. Trajectory planning and avoidance of obstacles, path planning, Skew motion, joint integrated motion –straight line motion – Robot programming, languages and software packages-description of paths with a robot programming language..

UNIT VI

ROBOT ACTUATORS AND FEED BACK COMPONENTS:

Actuators: Pneumatic, Hydraulic actuators, electric & stepper motors.

Feedback components: position sensors – potentiometers, resolvers, encoders – Velocity sensors.

ROBOT APPLICATIONS IN MANUFACTURING: Material Transfer - Material handling, loading and unloading- Processing - spot and continuous arc welding & spray painting - Assembly and Inspection.

TEXT BOOKS:

1. Industrial Robotics / Groover M P /Pearson Edu.
2. Robotics and Control / Mittal R K & Nagrath I J / TMH.

REFERENCES:

1. Robotics / Fu K S/ McGraw Hill.
2. Robotic Engineering / Richard D. Klafter, Prentice Hall
3. Robot Analysis and Control / H. Asada and J.J.E. Slotine / BSP Books Pvt.Ltd.
4. Introduction to Robotics / John J Craig / Pearson Edu.

Course outcomes:

Upon successful completion of this course you should be able to:

1. Identify various robot configuration and components,
2. Select appropriate actuators and sensors for a robot based on specific application
3. Carry out kinematic and dynamic analysis for simple serial kinematic chains
4. Perform trajectory planning for a manipulator by avoiding obstacles.

POWER ELECTRONICS

(Open Elective)

Preamble:

The usage of power electronics in day to day life has increased in recent years. It is important for student to understand the fundamental principles behind all these converters. This course covers characteristics of semiconductor devices, ac/dc, dc/dc, ac/ac and dc/ac converters. The importance of using pulse width modulated techniques to obtain high quality power supply (dc/ac converter) is also discussed in detail in this course.

Learning Objectives:

- To study the characteristics of various power semiconductor devices and to design firing circuits for SCR.
- To understand the operation of single phase half wave and full-wave converters
- To understand the operation of different types of DC-DC converters.
- To understand the operation of inverters and application of PWM techniques for voltage control and harmonic mitigation.
- To understand the operation of AC-AC converters and switch mode power supplies operation.

UNIT-I

Power Semi-Conductor Devices

Thyristors–Silicon controlled rectifiers (SCR's) – Characteristics of power MOSFET and power IGBT – Basic theory of operation of SCR–Static characteristics – Turn on and turn off methods–Dynamic characteristics of SCR – Snubber circuit design – Firing circuits for SCR

UNIT-II

AC-DC Single-Phase Converters

Single phase half wave controlled rectifiers – R load and RL load with and without freewheeling diode – Single Phase full wave controlled rectifiers – center tapped configuration and bridge configuration – R load and RL load with and without freewheeling diode – Effect of source inductance in 1-phase fully controlled bridge rectifier.

UNIT-III

DC-DC Converters

Buck Converter operation – Time ratio control and current limit control strategies–Voltage and current waveforms– Derivation of output voltage –Boost converter operation –Voltage and current waveforms–Derivation of output voltage – Buck-Boost converter operation –Voltage and current waveforms – Principle operation of forward and fly back converters

UNIT – IV

DC-AC Converters

Single phase inverters–Unipolar and bipolar switching – Single phase half bridge and full bridge inverters with R and RL loads – PWM techniques– Sine triangular PWM technique– amplitude and frequency modulation Indices – Harmonic analysis.

UNIT – V

AC – AC Single-Phase Converters

Static V-I characteristics of TRIAC and modes of operation – Single phase AC-AC regulator phase angle control and integrated cycle control with R and RL load – For continuous and discontinuous conduction – Principle of operation of Cyclo-Converters

UNIT – VI

Switch Mode Power Supplies

Overview of Switching Power Supplies – Linear Power Supplies – DC to DC converters with electrical isolation – Control of Switch Mode DC Supplies – PWM duty ratio control – Current mode control – Power Supply Protection

Learning Outcomes:

Student should be able to

- Explain the characteristics of various power semiconductor devices and analyse the static and dynamic characteristics of SCR's.
- Design firing circuits for SCR.
- Able to explain the operation of single phase half wave and full-wave converters
- Analyse the operation of different types of DC-DC converters.
- Explain the operation of inverters and application of PWM techniques for voltage control and harmonic mitigation.
- Analyse the operation of AC-AC converters.
- Able to explain switch mode power supplies operation and control

Text Books:

1. Power Electronics: Circuits, Devices and Applications – by M. H. Rashid, Prentice Hall of India, 2nd edition, 1998
2. Power Electronics: Essentials & Applications by L.Umanand, Wiley, Pvt. Limited, India, 2009

Reference Books:

1. Power Electronics: converters, applications & design -by Nedmohan, Tore M. Undeland, Robbins by Wiley India Pvt. Ltd.
2. Elements of Power Electronics–Philip T.Krein.oxford.
3. Power Electronics – by P.S.Bhimbra, Khanna Publishers.
4. Power Electronics handbook by Muhammad H.Rashid, Elsevier.
5. Power Converter Circuits -by William Shepherd, Li zhang, CRC Taylor & Francis Group.

BIO-MEDICAL ENGINEERING (OPEN ELECTIVE)

UNIT-I:

INTRODUCTION TO BIOMEDICAL INSTRUMENTATION: Age of Biomedical Engineering, Development of Biomedical Instrumentation, Man Instrumentation System, Components of the Man-Instrument System, Physiological System of the Body, Problems Encountered in Measuring a Living System, Sources of Bioelectric Potentials, Muscle, Bioelectric Potentials, Sources of Bioelectric Potentials, Resting and Action Potentials, Propagation of Action Potential, Bioelectric Potentials-ECG, EEG and EMG, Evoked Responses.

UNIT-II:

ELECTRODES AND TRANSDUCERS: Introduction, Electrode Theory, Biopotential Electrodes, Examples of Electrodes, Basic Transducer Principles, Biochemical Transducers, The Transducer and Transduction Principles, Active Transducers, Passive Transducers, Transducers for Biomedical Applications, Pulse Sensors, Respiration Sensor, Transducers with Digital Output.

UNIT-III:

CARDIOVASCULAR SYSTEM AND MEASUREMENTS: The Heart and Cardiovascular System, Electro Cardiography, Blood Pressure Measurement, Measurement of Blood Flow and Cardiac Output, Measurement of Heart Sound, Plethysmography.

MEASUREMENTS IN THE RESPIRATORY SYSTEM: The Physiology of The Respiratory System, Tests and Instrumentation for The Mechanics of Breathing, Respiratory Therapy Equipment.

UNIT-IV:

PATIENT CARE AND MONITORING: Elements of Intensive-Care Monitoring, Patient Monitoring Displays, Diagnosis, Calibration and Repair ability of Patient-Monitoring Equipment, Other Instrumentation for Monitoring Patients, Organization of the Hospital for Patient-Care Monitoring, Pacemakers, Defibrillators, Radio Frequency Applications of Therapeutic use.

THERAPEUTIC AND PROSTHETIC DEVICES: Audiometers and Hearing Aids, Myoelectric Arm, Laparoscope, Ophthalmology Instruments, Anatomy of Vision, Electrophysiological Tests, Ophthalmoscope, Tonometer for Eye Pressure Measurement, Diathermy, Clinical Laboratory Instruments, Biomaterials, Stimulators.

UNIT-V:

DIAGNOSTIC TECHNIQUES AND BIO-TELEMETRY: Principles of Ultrasonic Measurement, Ultrasonic Imaging, Ultrasonic Applications of Therapeutic Uses, Ultrasonic Diagnosis, X-Ray and Radio-Isotope Instrumentations, CAT Scan, Emission Computerized Tomography, MRI, Introduction to Biotelemetry, Physiological Parameters Adaptable to Biotelemetry, The Components of Biotelemetry System, Implantable Units, Telemetry for ECG Measurements during Exercise, Telemetry for Emergency Patient Monitoring

UNIT-VI:

MONITORS, RECORDERS AND SHOCK HAZARDS: Biopotential Amplifiers, Monitors, Recorders, Shock Hazards and Prevention, Physiological Effects and Electrical Current, Shock Hazards from Electrical Equipment, Methods of Accident Prevention, Isolated Power Distribution System.

Text Books:

1. “Bio-Medical Electronics and Instrumentation”, Onkar N. Pandey, Rakesh Kumar, Katson Books.
2. “Bio-Medical Instrumentation”, Cromewell , Wiebell, Pfeiffer

References:

1. “Introduction to Bio-Medical Equipment Technology”, 4th Edition, Joseph J. Carr, John M. Brown, Pearson Publications.
2. “Hand Book of Bio-Medical Instrumentation”, Khandapur. McGrawHill

ARTIFICIAL NEURAL NETWORKS

OPEN ELECTIVE

Course Objectives:

1. To Introduce the concept of Artificial Neural Networks , Characteristics, Models of Neuron, Learning Rules, Learning Methods, Stability and Convergence
2. To study the basics of Pattern Recognition and Feed forward Neural Networks
3. To study the basics of Feedback neural networks and Boltzmann machine
4. To introduce the Analysis of Feedback layer for different output functions, Pattern Clustering and Mapping networks
5. To study the Stability, Plasticity, Neocognitron and Different applications of Neural Networks

UNIT-I : Basics of Artificial Neural Networks

Introduction: Biological Neural Networks, Characteristics of Neural Networks, Models of Neuron, Topology, Basic Learning Rules

Activation and Synaptic Dynamics: Activation Dynamic Models, Synaptic Dynamic Models, Learning Methods, Stability & Convergence, Recall in Neural Networks

UNIT-II: Functional Units of ANN for Pattern Recognition Tasks: Pattern Recognition problem Basic Fundamental Units, Pattern Recognition Tasks by the Functional Units

Feed forward Neural Networks: Analysis of Pattern Association Networks, Analysis of Pattern Classification Networks, Analysis of Pattern Mapping Networks

UNIT-III:

Feedback Neural Networks: Analysis of linear auto adaptive feed forward networks, Analysis of pattern storage Networks, Stochastic Networks & Stimulated Annealing, Boltzmann machine

UNIT-IV:

Competitive Learning Neural Networks: Components of a Competitive Learning Network, Analysis of Feedback layer for Different Output Functions, Analysis of Pattern Clustering Networks and Analysis of Feature Mapping Network

UNIT-V:

Architectures for Complex Pattern Recognition Tasks: Associative memory, Pattern mapping Stability – Plasticity dilemma: ART, temporal patterns, Pattern visibility: Neocognitron

UNIT-VI:

Applications of Neural Networks: Pattern classification, Associative memories, Optimization, Applications in Image Processing, Applications in decision making

Text Book

1. B.Yagnanarayana“Artificial Neural Networks”, PHI

Reference Book

1. Laurene Fausett ,“Fundamentals of Neural Networks”, Pearson Education
2. Simon Haykin , “Neural Networks”, Second Edition

Course Outcomes

1. This Course introduces Artificial Neural Networks and Learning Rules and Learning methods
2. Feed forward and Feedback Neural Networks are introduced
3. Applications of Neural Networks in different areas are introduced

III Year - II Semester

L	T	P	C
0	0	3	2

MICROPROCESSORS AND MICROCONTROLLERS LAB

LIST OF EXPERIMENTS

PART- A: (Minimum of 5 Experiments has to be performed)

8086 Assembly Language Programming using Assembler Directives

15. Sorting.
16. Multibyte addition/subtraction
17. Sum of squares/cubes of a given n-numbers
18. Addition of n-BCD numbers
19. Factorial of given n-numbers
20. Multiplication and Division operations
21. Stack operations
22. BCD to Seven segment display codes

PART- B: (Minimum of 3 Experiments has to be performed)

8086 Interfacing

1. Hardware/Software Interrupt Application
2. A/D Interface through Intel 8255
3. D/A Interface through Intel 8255
4. Keyboard and Display Interface through Intel 8279
5. Generation of waveforms using Intel 8253/8254

PART- C: (Minimum of 3 Experiments has to be performed)

8051 Assembly Language Programs

1. Finding number of 1's and number of 0's in a given 8-bit number
2. Addition of even numbers from a given array
3. Ascending / Descending order
4. Average of n-numbers

PART-D: (Minimum of 3 Experiments has to be performed)

8051 Interfacing

1. Switches and LEDs
2. 7-Segment display (multiplexed)
3. Stepper Motor Interface
4. Traffic Light Controller

Equipment Required:

1. Regulated Power supplies
2. Analog/Digital Storage Oscilloscopes
3. 8086 Microprocessor kits
4. 8051 microcontroller kits
5. ADC module
6. DAC module
7. Stepper motor module
8. Keyboard module
9. LED, 7-Segment Units
10. Digital Multimeters
11. ROM/RAM Interface module
12. Bread Board etc.

III Year - II Semester

L	T	P	C
0	0	3	2

VLSI LABORATORY

Note: The students are required to design the schematic diagrams using CMOS logic and to draw the layout diagrams to perform the following experiments using 130nm technology with the Industry standard EDA Tools.

List of Experiments:

- i. Design and Implementation of an Universal Gates
- ii. Design and Implementation of an Inverter
- iii. Design and Implementation of Full Adder
- iv. Design and Implementation of Full Subtractor
- v. Design and Implementation of Decoder
- vi. Design and Implementation of RS-Latch
- vii. Design and Implementation of D-Latch
- viii. Design and Implementation asynchronous counter
- ix. Design and Implementation of static RAM cell
- x. Design and Implementation of 8 bit DAC using R-2R ladder network

Software Required:

- i. Mentor Graphics Software / Equivalent Industry Standard Software.
- ii. Personal computer system with necessary software to run the programs and to implement.

III Year - II Semester

L	T	P	C
0	0	3	2

DIGITAL COMMUNICATIONS LAB

1. Time division multiplexing.
2. Pulse code modulation.
3. Differential pulse code modulation.
4. Delta modulation.
5. Frequency shift keying.
6. Phase shift keying .
7. Differential phase shift keying.
8. Companding
9. Source Encoder and Decoder
10. Linear Block Code-Encoder and Decoder
11. Binary Cyclic Code – Encoder and Decoder
12. Convolution Code – Encoder and Decoder

Equipment required for Laboratories:

1. RPS – 0 – 30 V
2. CRO – 0 – 20 M Hz.
3. Function Generators – 0 – 1 M Hz
4. RF Generators – 0 – 1000 M Hz./0 – 100 M Hz.
5. Multimeters
6. Lab Experimental kits for Digital Communication
7. Components

III Year - II Semester

L	T	P	C
0	2	0	0

INTELLECTUAL PROPERTY RIGHTS AND PATENTS

UNIT I: Introduction to Intellectual Property Rights (IPR)

Concept of Property - Introduction to IPR – International Instruments and IPR - WIPO - TRIPS – WTO -Laws Relating to IPR - IPR Tool Kit - Protection and Regulation - Copyrights and Neighboring Rights – Industrial Property – Patents - Agencies for IPR Registration – Traditional Knowledge –Emerging Areas of IPR - Layout Designs and Integrated Circuits – Use and Misuse of Intellectual Property Rights.

UNIT II: Copyrights and Neighboring Rights

Introduction to Copyrights – Principles of Copyright Protection – Law Relating to Copyrights - Subject Matters of Copyright – Copyright Ownership – Transfer and Duration – Right to Prepare Derivative Works –Rights of Distribution – Rights of Performers – Copyright Registration – Limitations – Infringement of Copyright – Relief and Remedy – Case Law - Semiconductor Chip Protection Act.

UNIT III: Patents

Introduction to Patents - Laws Relating to Patents in India – Patent Requirements – Product Patent and Process Patent - Patent Search - Patent Registration and Granting of Patent - Exclusive Rights – Limitations - Ownership and Transfer — Revocation of Patent – Patent Appellate Board - Infringement of Patent – Double Patenting — Patent Cooperation Treaty – New developments in Patents – Software Protection and Computer related Innovations.

UNIT IV: Trademarks

Introduction to Trademarks – Laws Relating to Trademarks – Functions of Trademark – Distinction between Trademark and Property Mark – Marks Covered under Trademark Law - Trade Mark Registration – Trade Mark Maintenance – Transfer of rights - Deceptive Similarities - Likelihood of Confusion - Dilution of Ownership – Trademarks Claims and Infringement – Remedies – Passing Off Action.

UNIT V: Trade Secrets

Introduction to Trade Secrets – General Principles - Laws Relating to Trade Secrets - Maintaining Trade Secret – Physical Security – Employee Access Limitation – Employee Confidentiality Agreements – Breach of Contract – Law of Unfair Competition – Trade Secret Litigation – Applying State Law.

UNIT VI: Cyber Law and Cyber Crime

Introduction to Cyber Law – Information Technology Act 2000 - Protection of Online and Computer Transactions - E-commerce - Data Security – Authentication and Confidentiality - Privacy - Digital Signatures – Certifying Authorities - Cyber Crimes - Prevention and Punishment – Liability of Network Providers.

- Relevant Cases Shall be dealt where ever necessary.

References:

1. Intellectual Property Rights (Patents & Cyber Law), Dr. A. Srinivas. Oxford University Press, New Delhi.
2. Deborah E.Bouchoux: Intellectual Property, Cengage Learning, New Delhi.
3. PrabhuddhaGanguli: Intellectual Property Rights, Tata Mc-Graw –Hill, New Delhi
4. Richard Stim: Intellectual Property, Cengage Learning, New Delhi.
5. Kompal Bansal &Parishit Bansal Fundamentals of IPR for Engineers, B. S. Publications (Press).
6. Cyber Law - Texts & Cases, South-Western's Special Topics Collections.
7. R.Radha Krishnan, S.Balasubramanian: Intellectual Property Rights, Excel Books. New Delhi.
8. M.Ashok Kumar and MohdIqbal Ali: Intellectual Property Rights, Serials Pub.

RADAR SYSTEMS

OBJECTIVES

The student will be introduced to:

1. The Basic Principle of radar and radar range equation.
2. Different types of radars; CW, FM-CW, MTI and pulse Doppler radars.
3. Understand the different tracking techniques for radar.
4. Understand the characteristics of a matched filter receiver and its performance.
5. Understand the different types of displays, duplexers and antennas used in radar systems.

UNIT-I:

Basics of Radar : Introduction, Maximum Unambiguous Range, simple Radar range Equation, Radar Block Diagram and Operation, Radar Frequencies and Applications. Prediction of Range Performance, Minimum Detectable Signal, Receiver Noise, Illustrative Problems.

Radar Equation : Modified Radar Range Equation, SNR, probability of detection, probability of False Alarm, Integration of Radar Pulses, Radar Cross Section of Targets (simple targets - sphere, cone-sphere), Creeping Wave, Transmitter Power, PRF and Range Ambiguities, System Losses (qualitative treatment), Illustrative Problems.

UNIT-II:

CW and Frequency Modulated Radar : Doppler Effect, CW Radar – Block Diagram, Isolation between Transmitter and Receiver, Non-zero IF Receiver, Receiver Bandwidth Requirements, Applications of CW radar. Illustrative Problems

FM-CW Radar: Range and Doppler Measurement, Block Diagram and Characteristics, FM-CW altimeter, Multiple Frequency CW Radar.

UNIT-III:

MTI and Pulse Doppler Radar: Introduction, Principle, MTI Radar with - Power Amplifier Transmitter and Power Oscillator Transmitter, Delay Line Cancellers – Filter Characteristics, Blind Speeds, Double Cancellation, N^{th} Cancellation Staggered PRFs. Range Gated Doppler Filters. MTI Radar Parameters, Limitations to MTI Performance, MTI versus Pulse Doppler Radar.

UNIT -IV:

Tracking Radar: Tracking with Radar, Sequential Lobing, Conical Scan, Mono pulse Tracking Radar – Amplitude Comparison Mono pulse (one- and two- coordinates), Phase Comparison Mono pulse, Tracking in Range, Acquisition and Scanning Patterns, Comparison of Trackers.

UNIT -V:

Detection of Radar Signals in Noise : Introduction, Matched Filter Receiver – Response Characteristics and Derivation, Correlation detection and Cross-correlation Receiver, Efficiency of Non-matched Filters, Matched Filter with Non-white Noise, Noise Figure and Noise Temperature.

UNIT -VI:

Radar Receivers –Displays – types. Duplexers – Branch type and Balanced type, Circulators as Duplexers. Introduction to Phased Array Antennas – Basic Concepts, Radiation Pattern, Beam Steering and Beam Width changes, Series versus parallel feeds, Applications, Advantages and Limitations. Radomes.

TEXT BOOKS:

1. Introduction to Radar Systems – Merrill I. Skolnik, TMH Special Indian Edition, 2nd Ed., 2007.

REFERENCE BOOKS:

1. Introduction to Radar Systems, 3rd edition – M.I. Skolnik, TMH Ed., 2005
2. Radar: Principles, Technology, Applications – Byron Edde, Pearson Education, 2004.
3. Radar Principles – Peebles, Jr., P.Z., Wiley, New York, 1998.
4. Principles of Modern Radar: Basic Principles – Mark A. Richards, James A. Scheer, William A. Holm, Yesdee,
5. Radar Engineering – GSN Raju, IK International.

OUTCOMES**After going through this course the student will be able to:**

1. Derive the radar range equation and to solve some analytical problems.
2. Understand the different types of radars and its applications.
3. Understand the concept of tracking and different tracking techniques.
4. Understand the various components of radar receiver and its performanc.

IV Year - I Semester

L	T	P	C
4	0	0	3

DIGITAL IMAGE PROCESSING

UNIT-1

Introduction: Introduction to Image Processing, Fundamental steps in digital image processing, components of an image processing system, image sensing and acquisition, image sampling and quantization, some basic relationships between pixels, an introduction to the mathematical tools used in digital image processing.

Image Transforms: Need for image transforms, Discrete Fourier transform (DFT) of one variable, Extension to functions of two variables, some properties of the 2-D Discrete Fourier transform, Importance of Phase, Walsh Transform. Hadamard transform, Haar Transform, Slant transform, Discrete Cosine transform, KL Transform, SVD and Radon Transform, Comparison of different image transforms

UNIT-2

Intensity Transformations and Spatial Filtering: Background, Some basic intensity transformation functions, histogram processing, fundamentals of spatial filtering, smoothing spatial filters , sharpening spatial filters, Combining spatial enhancement methods

Filtering in the Frequency Domain: Preliminary concepts, The Basics of filtering in the frequency domain, image smoothing using frequency domain filters, Image Sharpening using frequency domain filters, Selective filtering.

UNIT-3

Image Restoration and Reconstruction: A model of the image degradation / Restoration process, Noise models, restoration in the presence of noise only-Spatial Filtering, Periodic Noise Reduction by frequency domain filtering, Linear, Position –Invariant Degradations, Estimating the degradation function, Inverse filtering, Minimum mean square error (Wiener) filtering, constrained least squares filtering ,geometric mean filter ,image reconstruction from projections.

UNIT-4

Image compression: Fundamentals, Basic compression methods: Huffman coding, Golomb coding, Arithmetic coding, LZW coding, Run-Length coding, Symbol-Based coding, Bit-Plane coding, Block Transform coding, Predictive coding

Wavelets and Multiresolution Processing: Image pyramids, subband coding, Multiresolution expansions, wavelet transforms in one dimensions & two dimensions, Wavelet coding.

UNIT-5

Image segmentation: Fundamentals, point, line, edge detection, thresholding, region –based segmentation.

Morphological Image Processing: Preliminaries, Erosion and dilation, opening and closing, basic morphological algorithms for boundary extraction, thinning, gray-scale morphology, Segmentation using morphological watersheds.

UNIT-6

Color image processing: color fundamentals, color models, pseudo color image processing, basics of full color image processing, color transformations, smoothing and sharpening. Image segmentation based on color, noise in color images, color image compression.

Text Books

1. R. C. Gonzalez and R. E. Woods, Digital Image Processing, 3rd edition, Prentice Hall, 2008.
2. Jayaraman, S. Esakkirajan, and T. Veerakumar, "Digital Image Processing", Tata McGraw-Hill Education, 2011.

Reference Books

1. Anil K.Jain, "Fundamentals of Digital Image Processing", Prentice Hall of India, 9th Edition, Indian Reprint, 2002.
2. B.Chanda, D.Dutta Majumder, "Digital Image Processing and Analysis", PHI, 2009.

Course Objectives:

Students undergoing this course are expected to:

1. Familiarize with basic concepts of digital image processing and different image transforms
2. Learn various image processing techniques like image enhancement, restoration, segmentation and compression
3. Understand color fundamentals and different color models
4. Understand wavelets and morphological image processing

Course Outcomes:

After undergoing the course students will be able to

1. Perform image manipulations and different digital image processing techniques
2. Perform basic operations like – Enhancement, segmentation, compression, Image transforms and restoration techniques on image.
3. Analyze pseudo and fullcolor image processing techniques.
4. Apply various morphological operators on images

IV Year - I Semester

L	T	P	C
4	0	0	3

COMPUTER NETWORKS

OBJECTIVES:

- Understand state-of-the-art in network protocols, architectures, and applications.
- Process of networking research
- Constraints and thought processes for networking research
- Problem Formulation—Approach—Analysis—

UNIT – I

Introduction: Network Topologies WAN, LAN, MAN. Reference models- The OSI Reference Model- the TCP/IP Reference Model - A Comparison of the OSI and TCP/IP Reference Models

UNIT – II

Physical Layer – Fourier Analysis – Bandwidth Limited Signals – The Maximum Data Rate of a Channel - Guided Transmission Media, Digital Modulation and Multiplexing: Frequency Division Multiplexing, Time Division Multiplexing, Code Division Multiplexing

Data Link Layer Design Issues, Error Detection and Correction, Elementary Data Link Protocols, Sliding Window Protocols

UNIT – III

The Data Link Layer - Services Provided to the Network Layer – Framing – Error Control – Flow Control, Error Detection and Correction – Error-Correcting Codes – Error Detecting Codes, Elementary Data Link Protocols- A Utopian Simplex Protocol-A Simplex Stop and Wait Protocol for an Error free channel-A Simplex Stop and Wait Protocol for a Noisy Channel, Sliding Window Protocols-A One Bit Sliding Window Protocol-A Protocol Using Go-Back-N- A Protocol Using Selective Repeat

UNIT – IV

The Medium Access Control Sublayer-The Channel Allocation Problem-Static Channel Allocation-Assumptions for Dynamic Channel Allocation, Multiple Access Protocols-Aloha-Carrier Sense Multiple Multiple Access Protocols-Collision-Free Protocols-Limited Contention Protocols-Wireless LAN Protocols, Ethernet-Classic Ethernet Physical Layer-Classic Ethernet MAC Sublayer Protocol-Ethernet Performance-Fast Ethernet Gigabit Ethernet-10-Gigabit Ethernet-Retrospective on Ethernet, Wireless Lans-The 802.11 Architecture and Protocol Stack-The 802.11 Physical Layer-The802.11 MAC Sublayer Protocol-The 805.11 Frame Structure-Services

UNIT – V

Design Issues-The Network Layer Design Issues – Store and Forward Packet Switching-Services Provided to the Transport layer- Implementation of Connectionless Service-Implementation of Connection Oriented Service-Comparison of Virtual Circuit and Datagram Networks, Routing Algorithms-The Optimality principle-Shortest path Algorithm, Congestion Control Algorithms-Approaches to Congestion Control-Traffic Aware Routing-Admission Control-Traffic Throttling-Load Shedding.

UNIT – VI

Transport Layer – The Internet Transport Protocols: Udp, the Internet Transport Protocols: Tcp
Application Layer –The Domain Name System: The DNS Name Space, Resource Records, Name Servers, Electronic Mail: Architecture and Services, The User Agent, Message Formats, Message Transfer, Final Delivery

OUTCOMES:

- Understand OSI and TCP/IP models
- Analyze MAC layer protocols and LAN technologies
- 3 .Design applications using internet protocols
- 4 .Understand routing and congestion control algorithms
- 5 .Understand how internet works

TEXT BOOKS:

1. Computer Networks, Tanenbaum and David J Wetherall, 5th Edition, Pearson Edu, 2010
2. Computer Networks: A Top Down Approach, Behrouz A. Forouzan, Firouz Mosharraf, McGraw Hill Education

REFERENCE BOOKS:

1. Larry L. Peterson and Bruce S. Davie, “Computer Networks - A Systems Approach” (5th ed), Morgan Kaufmann/ Elsevier, 2011

IV Year - I Semester

L	T	P	C
4	0	0	3

OPTICAL COMMUNICATIONS

OBJECTIVES

The student will be introduced to the functionality of each of the components that comprise a fiber-optic communication system

- the properties of optical fiber that affect the performance of a communication link and types of fiber materials with their properties and the losses occur in fibers.
- the principles of single and multi-mode optical fibers and their characteristics
- working of semiconductor lasers, and differentiate between direct modulation and external electro-optic modulation.
- Analyze the operation of LEDs, laser diodes, and PIN photo detectors (spectral properties, bandwidth, and circuits) and apply in optical systems.
- Analyze and design optical communication and fiber optic sensor systems.
- the models of analog and digital receivers.

UNIT I

Overview of optical fiber communication - Historical development, The general system, advantages of optical fiber communications. Optical fiber wave guides- Introduction, Ray theory transmission, Total Internal Reflection, Acceptance angle, Numerical Aperture, Skew rays, Cylindrical fibers- Modes, V-number, Mode coupling, Step Index fibers, Graded Index fibers, Single mode fibers- Cut off wavelength, Mode Field Diameter, Effective Refractive Index, Related problems.

UNIT II

Fiber materials:- Glass, Halide, Active glass, Chalgenide glass, Plastic optical fibers. Signal distortion in optical fibers-Attenuation, Absorption, Scattering and Bending losses, Core and Cladding losses, Information capacity determination, Group delay, Types of Dispersion:- Material dispersion, Wave-guide dispersion, Polarization-Mode dispersion, Intermodal dispersion, Pulse broadening in Graded index fiber, Related problems.

UNIT III

. Optical fiber Connectors-Connector types, Single mode fiber connectors, Connector return loss, Fiber Splicing- Splicing techniques, Splicing single mode fibers, Fiber alignment and joint loss- Multimode fiber joints, single mode fiber joints.

UNIT IV

Optical sources- LEDs, Structures, Materials, Quantum efficiency, Power, Modulation, Power bandwidth product. Injection Laser Diodes- Modes, Threshold conditions, External quantum efficiency, Laser diode rate equations, Resonant frequencies, Reliability of LED&ILD, Optical detectors- Physical principles of PIN and APD, Detector response time, Temperature effect on Avalanche gain, Comparison of Photo detectors, Related problems.

UNIT V

Source to fiber power launching - Output patterns, Power coupling, Power launching, Equilibrium Numerical Aperture, Laser diode to fiber coupling, Optical receiver operation- Fundamental receiver operation, Digital signal transmission, error sources, Receiver configuration, Digital receiver performance, Probability of Error, Quantum limit, Analog receivers.

UNIT VI

Optical system design - Point-to- point links- Component choice and considerations, Link power budget, Rise time budget with examples, Line coding in Optical links, WDM, Necessity, Principles, Measurement of Attenuation and Dispersion, Eye pattern.

TEXT BOOKS :

1. Optical Fiber Communications – Gerd Keiser, Mc Graw-Hill International edition, 3rd Edition, 2000.
2. Optical Fiber Communications – John M. Senior, PHI, 2nd Edition, 2002.

REFERENCES :

1. Fiber Optic Communications – D.K. Mynbaev , S.C. Gupta and Lowell L. Scheiner, Pearson Education,2005.
2. Text Book on Optical Fiber Communication and its Applications – S.C.Gupta, PHI, 2005.
3. Fiber Optic Communication Systems – Govind P. Agarwal , John Wiley, 3rd Edition, 2004.
4. Fiber Optic Communications – Joseph C. Palais, 4th Edition, Pearson Education, 2004.

OUTCOMES

After going through this course the student will be able to

- Choose necessary components required in modern optical communications systems .
- Design and build optical fiber experiments in the laboratory, and learn how to calculate electromagnetic modes in waveguides, the amount of light lost going through an optical system, dispersion of optical fibers.
- Use different types of photo detectors and optical test equipment to analyze optical fiber and light wave systems.
- Choose the optical cables for better communication with minimum losses
Design, build, and demonstrate optical fiber experiments in the laboratory.

IV Year - I Semester

L	T	P	C
4	0	0	3

TELEVISION ENGINEERING
(Elective- I)

UNIT I

INTRODUCTION: TV transmitter and receivers, synchronization. Television Pictures: Geometric form and aspect ratio, image continuity, interlaced scanning, picture resolution, Composite video signal: Horizontal and vertical sync, scanning sequence, Colour signal generation and Encoding: Perception of brightness and colours, additive colour mixing, video signals for colours, luminance signal, colour difference signals, encoding of colour difference signals, formation of chrominance signals, PAL encoder.

UNIT II

TV SIGNAL TRANSMISSION AND PROPAGATION: Picture signal transmission, positive and negative modulation, VSB transmission, sound signal transmission, standard channel BW, TV transmitter, TV signal propagation, interference, TV broadcast channels.

MONOCHROME TV RECEIVER: RF tuner, IF subsystem, video amplifier, sound section, sync separation and processing, deflection circuits, scanning circuits.

PAL-D colour receiver: Electron tuners, IF subsystem, Y-signal channel, chroma decoder, separation of U & V Colour phasors, synchronous demodulators, subcarrier generation, raster circuits.

UNIT III

VISION IF SUBSYSTEM: AGC, noise cancellation, video and intercarrier sound signal detection, Colour receiver IF subsystem, Receiver sound system: FM detection, FM Sound detectors, typical applications. TV Receiver Tuners: Tuner operation, VHF and UHF tuners.

COLOUR SIGNAL DECODING: PAL-D decoder, chroma signal amplifiers, separation of U and V signals, Color burst separation, Burst phase discriminator, Reference oscillator, Indent and color killer circuits, RO phase shift and 180 degrees PAL-SWITCH circuitry, U & V demodulators, Colour signal mixing.

UNIT-IV

HISTORY OF HDTV: Analog and Digital TV Compared, Going HD, Broadcast Engineering and Information Technology, The Road to HDTV, The Grand Alliance, A DTV Standard at Last, Producing HDTV, HD Goes Coast-to-Coast, DTV Conversion.

COMPRESSION TECHNIQUES: Compression, MPEG-2 Video Compression, MPEG-4, H.264, Motion – JPEG (M-JPEG) compression, Audio Compression, Compressed Data Streams, Packetized Transport.

UNIT V

DTV TRANSMITTER AND RECIEVER: Engineering Basics, Presentation, Transmission, Reception and Demodulation, Transport Stream Demultiplexing, Decoding and Decompression, Program Assembly and Presentation, Receiver Issues, Presentation Concerns.

HDTV AND DTV STANDARDS: Standards Bodies, The ATSC Standards, SMPTE Standards, The Audio Engineering Society, Cable DTV Standards, Institute of Electronic and Electrical Engineers, The Consumer Electronics Association, Other Societies and Organizations.

UNIT VI

EMERGING TECHNOLOGIES AND STANDARDS: Technology and Standards Development, Presentation, Delivery and Distribution, MPEG and Metadata, Enhanced, Interactive and Personalized, Virtual Product Placement, Multiplatform Emergency Alert System.

TEXT BOOKS

1. Modern Television Practice – Principles, Technology and Service – R.R.Gulati, New Age International Publication, 2002
2. Television and Video Engineering – A.M.Dhake, 2nd Edition,
3. “HDTV and the Transition to Digital Broadcasting: Understanding New Television Technologies” by Philip J. Cianci, Focal Press, 2007.
4. “Digital Video and HDTV Algorithms and Interfaces” by Charles Poynton, Morgan Kaufman publishers, 2007.

REFERENCES

1. Basic Television and Video Systems – B.Grob and C.E.Herndon, McGrawHill,1999
2. “Newnes Guide to Television and Video Technology” by Ibrahim.K.F, Newnes Publishers, 4th edition, 2007.
3. “H.264 and MPEG-4 and Video compression video coding for Next-generation Multimedia” by Iain E. G. Richardson,John Wiley & Sons Ltd., 2003.

“.

ELECTRONIC SWITCHING SYSTEMS

(Elective- I)

OBJECTIVES :

The student will

- Understand the means of measuring traffic.
- Understand the implication of the traffic level on system design.

UNIT -I:

Introduction: Evolution of Telecommunications, Simple Telephone Communication, Basics of Switching System, Manual Switching System, Major Telecommunication Networks.

Crossbar Switching: Principles of Common Control, Touch Tone Dial Telephone, Principles of Crossbar Switching, Crossbar Switch Configurations, Cross point Technology, Crossbar Exchange Organization.

UNIT -II:

Electronic Space Division Switching: Stored Program Control, Centralized SPC: Stand by mode, Synchronous duplex mode, Distributed SPC, Software Architecture, Application Software, Enhanced Services, Two-Stage Networks, Three-Stage Networks, n- Stage Networks.

UNIT -III

Time Division Switching: Basic Time Division Space Switching, Basic Time Division Time Switching, Generalised time division Space switch, Basic Time division time switching: modes of operation, simple problems, Time Multiplexed Space Switching, Time Multiplexed Time division space Switch, Time Multiplexed Time Switching, Combination Switching: Time Space (TS) Switching, Space-time (ST) Switching, Three-Stage Combination Switching, n- Stage Combination Switching.

UNIT IV

Telephone Networks: Subscriber Loop System, Switching Hierarchy and Routing, Transmission Plan, Transmission Systems, Numbering Plan, Charging Plan, Signaling Techniques, In-channel Signaling, Common Channel Signaling, CCITT Signaling System no.6, CCITT Signaling System no.7, **Packet Switching:** Statistical Multiplexing, Local- Area and Wide- Area Networks, Large-scale Networks, Broadband Networks.

UNIT -V:

Switching Networks: Single- Stage Networks, Grading, Link Systems, Grades of service of link systems, Application of Graph Theory to link Systems, Use of Expansion, Call Packing, Rearrange-able Networks, Strict- Sense non-blocking Networks, Sectionalized Switching Networks

Telecommunications Traffic: The Unit of Traffic, Congestion, Traffic Measurement, A Mathematical Model, Lost-call Systems, Queuing Systems. Problems

UNIT -VI:

Integrated Services Digital Network: Motivation for ISDN, New Services, Network and Protocol Architecture, Transmission Channels, User- Network Interfaces, Signaling, Numbering and Addressing, Service Characterization, Interworking, ISDN Standards, Expert Systems in ISDN, Broadband ISDN, Voice Data Integration.

TEXT BOOKS:

1. Telecommunication Switching Systems and Networks- Thiagarajan Viswanathan, 2000, PHI.
2. Telecommunications Switching, Traffic and Networks- J. E. Flood, 2006, Pearson Education.

REFERENCES:

1. Digital Telephony- J. Bellamy, 2nd Edition, 2001, John Wiley.
2. Data Communications and Networks- Achyut S. Godbole, 2004, TMH.
3. Principles of Communication Systems- H. Taub & D. Schilling, 2nd Edition, 2003, TMH.
4. Data Communication & Networking- B. A. Forouzan, 3rd Edition, 2004, TMH.
5. Telecommunication System Engineering – Roger L. Freeman, 4th Ed., Wiley-Inter Science, John Wiley & Sons, 2004.

Outcomes

The student will be able to

- Evaluate the time and space parameters of a switched signal
- Establish the digital signal path in time and space, between two terminals
- Evaluate the inherent facilities within the system to test some of the SLIC, CODEC and digital switch functions.
- Investigate the traffic capacity of the system.
- Evaluate methods of collecting traffic data.
- Evaluate the method of interconnecting two separate digital switches.

SYSTEM DESIGN THROUGH VERILOG

(Elective- I)

UNIT-I

INTRODUCTION TO VERILOG:

Verilog as HDL, Levels of design description, concurrency, simulation and synthesis, functional verification, system tasks, programming language interface(PLI), module, simulation and synthesis tools, test benches.

LANGUAGE CONSTRUCTS AND CONVENTIONS:

Introduction, keywords, identifiers, whitespace characters, comments, numbers, strings, logic values, data types, scalars and vectors, parameters, memory, operators, system tasks.

UNIT-II

GATE LEVEL MODELLING:

Introduction, AND gate primitive, module structure, other gate primitives, illustrative examples, tristate gates, array of instances of primitives, design of Flip flops with gate primitives, delays, strengths and contention resolution, net types, design of basic circuits.

UNIT-III

BEHAVIORAL MODELLING:

Introduction, operations and assignments, functional Bifurcation, initial construct, always construct, examples, assignments with delays, wait construct, multiple always blocks, designs at behavioral level, blocking and non-blocking assignments, the case statement, simulation flow, if and if else constructs, assign-De assign construct, repeat construct, FOR loop, the disable construct, While loop, Forever loop, parallel blocks, force-release construct, event.

UNIT-IV

DATAFLOW LEVEL AND SWITCH LEVEL MODELLING:

Introduction, continuous assignment structures, delays and continuous assignments, assignment to vectors, basic transistor switches, CMOS switch, Bidirectional gates and time delays with switch primitives, instantiations with strengths and delays, strength contention with trireg nets.

UNIT-V

SYNTHESIS OF COMBINATIONAL AND SEQUENTIAL LOGIC USING VERILOG: Synthesis of combinational logic: Net list of structured primitives, a set of continuous assignment statements and level sensitive cyclic behavior with examples, Synthesis of priority structures, Exploiting logic don't care conditions. Synthesis of sequential logic with latches: Accidental synthesis of latches and Intentional synthesis of latches, Synthesis of sequential logic with flip-flops, Synthesis of explicit state machines.

UNIT-VI

VERILOG MODELS:

Static RAM Memory, A simplified 486 Bus Model, Interfacing Memory to a Microprocessor Bus, UART Design and Design of Microcontroller CPU.

TEXT BOOKS:

1. Design through Verilog HDL – T.R. Padmanabhan and B. Bala Tripura Sundari, WSE, IEEE Press, 2004.
2. Advanced Digital Design with Verilog HDL – Michael D. Ciletti, PHI, 2005.

REFERENCES:

1. Fundamentals of Logic Design with Verilog – Stephen. Brown and Zvonko Vranesic, TMH, 2005.
2. A Verilog Primer – J. Bhasker, BSP, 2003.

IV Year - I Semester

L	T	P	C
4	0	0	3

**EMBEDDED SYSTEMS
ELECTIVE - II**

OBJECTIVES:

The main objectives of this course are given below:

- The basic concepts of an embedded system are introduced.
- The various elements of embedded hardware and their design principles are explained.
- Different steps involved in the design and development of firmware for embedded systems is elaborated.
- Internals of Real-Time operating system and the fundamentals of RTOS based embedded firmware design is discussed.
- Fundamental issues in hardware software co-design were presented and explained.
- Familiarise with the different IDEs for firmware development for different family of processors/controllers and embedded operating systems.
- Embedded system implementation and testing tools are introduced and discussed.

Outcomes:

At the end of this course the student can able to:

- Understand the basic concepts of an embedded system and able to know an embedded system design approach to perform a specific function.
- The hardware components required for an embedded system and the design approach of an embedded hardware.
- The various embedded firmware design approaches on embedded environment.
- Understand how to integrate hardware and firmware of an embedded system using real time operating system.

Syllabus

UNIT-I

INTRODUCTION: Embedded system-Definition, history of embedded systems, classification of embedded systems, major application areas of embedded systems, purpose of embedded systems, the typical embedded system-core of the embedded system, Memory, Sensors and Actuators, Communication Interface, Embedded firmware, Characteristics of an embedded system, Quality attributes of embedded systems, Application-specific and Domain-Specific examples of an embedded system.

UNIT-II

EMBEDDED HARDWARE DESIGN: Analog and digital electronic components, I/O types and examples, Serial communication devices, Parallel device ports, Wireless devices, Timer and counting devices, Watchdog timer, Real time clock.

UNIT-III

EMBEDDED FIRMWARE DESIGN: Embedded Firmware design approaches, Embedded Firmware development languages, ISR concept, Interrupt sources, Interrupt servicing mechanism, Multiple interrupts, DMA, Device driver programming, Concepts of C versus Embedded C and Compiler versus Cross-compiler.

UNIT-IV

REAL TIME OPERATING SYSTEM: Operating system basics, Types of operating systems, Tasks, Process and Threads, Multiprocessing and Multitasking, Task Scheduling, Threads, Processes and Scheduling, Task communication, Task synchronisation, Device Drivers.

HARDWARE SOFTWARE CO-DESIGN: Fundamental Issues in Hardware Software Co-Design, Computational models in embedded design, Hardware software Trade-offs, Integration of Hardware and Firmware, ICE.

UNIT-V

EMBEDDED SYSTEM DEVELOPMENT: The integrated development environment, Types of files generated on cross-compilation, Deassembler/Decompiler, Simulators, Emulators and Debugging, Target hardware debugging, Boundary Scan, Embedded Software development process and tools.

UNIT-VI

EMBEDDED SYSTEM IMPLEMENTATION AND TESTING: The main software utility tool, CAD and the hardware, Translation tools-Pre-processors, Interpreters, Compilers and Linkers, Debugging tools, Quality assurance and testing of the design, Testing on host machine, Simulators, Laboratory Tools.

Text Books:

1. Embedded Systems Architecture- By Tammy Noergaard, Elsevier Publications, 2013.
2. Embedded Systems-By Shibu.K.V-Tata McGraw Hill Education Private Limited, 2013.

References:

1. Embedded System Design, Frank Vahid, Tony Givargis, John Wiley Publications, 2013.
2. Embedded Systems-Lyla B.Das-Pearson Publications, 2013.

ANALOG IC DESIGN

ELECTIVE - II

OBJECTIVES

The student will be introduced to

- The student will be able to understand the behavior of MOS Devices and Small-Signal & Large-Signal Modeling of MOS Transistor and Analog Sub-Circuits.
- In this course, students can study CMOS Amplifiers like Differential Amplifiers, Cascode Amplifiers, Output Amplifiers, and Operational Amplifiers.
- Another main object of this course is to motivate the graduate students to design and to develop the Analog CMOS Circuits for different Analog operations.
- The concepts of Open-Loop Comparators and Different Types of Oscillators like Ring Oscillator, LC Oscillator etc.

UNIT -I:

MOS Devices and Modeling: The MOS Transistor, Passive Components- Capacitor & Resistor, Integrated circuit Layout, CMOS Device Modeling - Simple MOS Large-Signal Model, Other Model Parameters, Small-Signal Model for the MOS Transistor, Computer Simulation Models, Sub-threshold MOS Model.

UNIT -II:

Analog CMOS Sub-Circuits: MOS Switch, MOS Diode, MOS Active Resistor, Current Sinks and Sources, Current Mirrors-Current mirror with Beta Helper, Degeneration, Cascode current Mirror and Wilson Current Mirror, Current and Voltage References, Band gap Reference.

UNIT -III:

CMOS Amplifiers: Inverters, Differential Amplifiers, Cascode Amplifiers, Current Amplifiers, Output Amplifiers, High Gain Amplifiers Architectures.

UNIT -IV:

CMOS Operational Amplifiers: Design of CMOS Op Amps, Compensation of Op Amps, Design of Two-Stage Op Amps, Power- Supply Rejection Ratio of Two-Stage Op Amps, Cascode Op Amps, Measurement Techniques of OP Amp.

UNIT -V:

Comparators: Characterization of Comparator, Two-Stage, Open-Loop Comparators, Other Open-Loop Comparators, Improving the Performance of Open-Loop Comparators, Discrete-Time Comparators.

UNIT -VI:

Oscillators & Phase-Locked Loops: General Considerations, Ring Oscillators, LC Oscillators, Voltage Controlled Oscillators.

Simple PLL, Charge Pump PLLs, Non-Ideal Effects in PLLs, Delay Locked Loops, Applications.

Text Books:

1. Design of Analog CMOS Integrated Circuits- Behzad Razavi, TMH Edition.
2. CMOS Analog Circuit Design - Philip E. Allen and Douglas R. Holberg, Oxford University Press, International Second Edition/Indian Edition, 2010.

References:

1. Analysis and Design of Analog Integrated Circuits- Paul R. Gray, Paul J. Hurst, S. Lewis and R. G. Meyer, Wiley India, Fifth Edition, 2010.
2. Analog Integrated Circuit Design- David A. Johns, Ken Martin, Wiley Student Edn, 2013.

OUTCOMES

After going through this course the student will be able to

- Understand the concepts of MOS Devices and Modeling.
- Design and analyze any Analog Circuits in real time applications.
- Extend the Analog Circuit Design to Different Applications in Real Time.
- Understand of Open-Loop Comparators and Different Types of Oscillators.

NETWORK SECURITY AND CRYPTOGRAPHY ELECTIVE - II

OBJECTIVES:

- In this course the following principles and practice of cryptography and network security are covered:
- Classical systems, symmetric block ciphers (DES, AES, other contemporary symmetric ciphers)
- Public-key cryptography (RSA, discrete logarithms),
- Algorithms for factoring and discrete logarithms, cryptographic protocols, hash functions, authentication, key management, key exchange, signature schemes,
- Email and web security, viruses, firewalls, digital right management, and other topics.

UNIT- I:

Basic Principles

Security Goals, Cryptographic Attacks, Services and Mechanisms, Mathematics of Cryptography.

UNIT- II:

Symmetric Encryption

Mathematics of Symmetric Key Cryptography, Introduction to Modern Symmetric Key Ciphers, Data Encryption Standard, Advanced Encryption Standard.

UNIT- III:

Asymmetric Encryption

Mathematics of Asymmetric Key Cryptography, Asymmetric Key Cryptography

UNIT- IV:

Data Integrity, Digital Signature Schemes & Key Management

Message Integrity and Message Authentication, Cryptographic Hash Functions, Digital Signature, Key Management.

UNIT -V:

Network Security-I

Security at application layer: PGP and S/MIME, Security at the Transport Layer: SSL and TLS

UNIT -VI:

Network Security-II

Security at the Network Layer: IPSec, System Security

OUTCOMES:

- To be familiarity with information security awareness and a clear understanding of its importance.
- To master fundamentals of secret and public cryptography
- To master protocols for security services
- To be familiar with network security threats and countermeasures
- To be familiar with network security designs using available secure solutions (such as PGP, SSL, IPSec, etc)

TEXT BOOKS:

1. Cryptography and Network Security, Behrouz A Forouzan, Debdeep Mukhopadhyay, (3e) Mc Graw Hill.
2. Cryptography and Network Security, William Stallings, (6e) Pearson.
3. Everyday Cryptography, Keith M. Martin, Oxford.

REFERENCE BOOKS:

1. Network Security and Cryptography, Bernard Meneges, Cengage Learning.

IV Year - I Semester

L	T	P	C
0	0	3	2

MICROWAVE ENGINEERING & OPTICAL LAB

Minimum Twelve Experiments to be conducted:

Part – A (Any 7 Experiments (8 & 9 compulsory)) :

1. Reflex Klystron Characteristics.
2. Gunn Diode Characteristics.
3. Attenuation Measurement.
4. Directional Coupler Characteristics.
5. Impedance and Frequency Measurement.
6. Scattering parameters of Circulator.
7. Scattering parameters of Magic Tee.
8. Radiation Pattern of Horn and Parabolic Antennas.
9. Synthesis of Microstrip antennas (Rectangular Structure) Using HFSS.

Part – B (Any 5 Experiments) :

10. Characterization of LED.
11. Characterization of Laser Diode.
12. Intensity modulation of Laser output through an optical fiber.
13. Measurement of Data rate for Digital Optical link.
14. Measurement of NA.
15. Measurement of losses for Analog Optical link.

Equipment required for Laboratories:

1. Regulated Klystron Power Supply, Klystron mount
2. VSWR Meter
3. Micro Ammeter
4. Multi meter
5. CRO
6. GUNN Power Supply, Pin Modulator
7. Crystal Diode detector
8. Micro wave components (Attenuation)
9. Frequency Meter
10. Slotted line carriage
11. Probe detector
12. Wave guide shorts
13. SS Tuner
14. Directional Coupler
15. E, H, Magic Tees
16. Circulators, Isolator
17. Matched Loads
18. Pyramidal Horn and Parabolic Antennas
19. Turntable for Antenna Measurements
20. HFSS Software
21. Fiber Optic Analog Trainer based LED
22. Fiber Optic Analog Trainer based laser
23. Fiber Optic Digital Trainer
24. Fiber cables - (Plastic, Glass)

IV Year - I Semester

L	T	P	C
0	0	3	2

DIGITAL SIGNAL PROCESSING LABORATORY

List of the Experiments / programs

To Student has to perform at least FOUR Experiments in each part

PART-1(SIGNALS)

- 1) Generation of discrete time signals for discrete signals
- 2) To verify the Linear Convolution
 - a) Using MATLAB
 - b) Using Code Composer Studio(CCS)
- 3) To verify the Circular Convolution for discrete signals
 - a) Using MATLAB
 - b) Using Code Composer Studio(CCS)
- 4) To Find the addition of Sinusoidal Signals
- 5) To verify Discrete Fourier Transform(DFT) and Inverse Discrete Fourier Transform(IDFT)
 - a) Using MATLAB
 - b) Using Code Composer Studio(CCS)
- 6) Transfer Function Stability Analysis: using pole-zero plot, bode plot, Nyquist plot, z-plane plot.

PART-2 (FILTERS)

- 7) Frequency Response of IIR low pass Butterworth Filter
- 8) Frequency Response of IIR high pass Butterworth Filter
- 9) Frequency Response of IIR low pass Chebyshev Filter
- 10) Frequency Response of IIR high pass Chebyshev Filter
- 11) Frequency Response of FIR low pass Filter using Rectangle Window
- 12) Frequency Response of FIR low pass Filter using Triangle Window

PART – 3(IMAGE PROCESSING)

- 13) An image processing in a false contouring system
- 14) To generate the histogram equalization to the image
- 15) To verify the Normalized Cross Correlation to the addition of noise and removal of noise using filters to an image.
- 16) Compute the edge of an image using spatial filters.
- 17) Perform the image motion blur and calculate PSNR to the noise image and also noise free image.
- 18) To verify the PSNR to the Second order Decomposition of Discrete Wavelet transforms and to the reconstructed image using inverse Discrete Wavelet transform

IV Year - II Semester

L	T	P	C
4	0	0	3

CELLULAR AND MOBILE COMMUNICATIONS

OBJECTIVES

The student will be introduced to:

1. Understand the basic cellular concepts like frequency reuse, cell splitting, cell sectoring etc., and various cellular systems.
2. Understand the different types of interference s influencing cellular and mobile communications.
3. Understand the frequency management, channel assignment and various propagation effects in cellular environment.
4. Understand the different types antennas used at cell site and mobile.
5. Understand the concepts of handoff and types of handoffs.
6. Understand the architectures of GSM and 3G cellular systems.

UNIT I

CELLULAR MOBILE RADIO SYSTEMS: Introduction to Cellular Mobile System, uniqueness of mobile radio environment, operation of cellular systems, consideration of the components of Cellular system, Hexagonal shaped cells, Analog and Digital Cellular systems.

CELLULAR CONCEPTS: Evolution of Cellular systems, Concept of frequency reuse, frequency reuse ratio, Number of channels in a cellular system, Cellular traffic: trunking and blocking, Grade of Service; Cellular structures: macro, micro, pico and femto cells; Cell splitting, Cell sectoring.

UNIT II

INTERFERENCE: Types of interferences, Introduction to Co-Channel Interference, real time Co-Channel interference, Co-Channel measurement, Co-channel Interference Reduction Factor, desired C/I from a normal case in a omni directional Antenna system, design of Antenna system, antenna parameters and their effects, diversity receiver, non-cochannel interference-different types.

UNIT III

FREQUENCY MANAGEMENT AND CHANNEL ASSIGNMENT: Numbering and grouping, setup access and paging channels, channel assignments to cell sites and mobile units: fixed channel and non-fixed channel assignment, channel sharing and borrowing, overlaid cells.

CELL COVERAGE FOR SIGNAL AND TRAFFIC: Signal reflections in flat and hilly terrain, effect of human made structures, phase difference between direct and reflected paths, straight line path loss slope, general formula for mobile propagation over water and flat open area, near and long distance propagation, antenna height gain, form of a point to point model.

UNIT IV

CELL SITE AND MOBILE ANTENNAS : Sum and difference patterns and their synthesis, omni directional antennas, directional antennas for interference reduction, space diversity antennas, umbrella pattern antennas, minimum separation of cell site antennas, high gain antennas.

UNIT V

HANDOFF STRATEGIES

Concept of Handoff, types of handoff, handoff initiation, delaying handoff, forced handoff, mobile assigned handoff, intersystem handoff, vehicle locating methods, dropped call rates and their evaluation.

UNIT VI

DIGITAL CELLULAR NETWORKS: GSM architecture, GSM channels, multiple access schemes; TDMA, CDMA, OFDMA; architecture of 3G cellular systems.

TEXTBOOKS :

1. Mobile Cellular Telecommunications – W.C.Y. Lee, Tata McGraw Hill, 2nd Edn., 2006.
2. Principles of Mobile Communications – Gordon L. Stuber, Springer International 2nd Edition, 2007.

REFERENCES :

1. Wireless Communications – Theodore. S. Rappoport, Pearson education, 2nd Edn., 2002.
2. Wireless and Mobile Communications – Lee McGraw Hills, 3rd Edition, 2006.
3. Mobile Cellular Communication – G Sasibhushana Rao Pearson
3. Wireless Communication and Networking – Jon W. Mark and Weihua Zhqung, PHI, 2005.
4. Wireless Communication Technology – R. Blake, Thompson Asia Pvt. Ltd., 2004.

Outcomes:

At the end of this course the student can able to:

1. Identify the limitations of conventional mobile telephone systems; understand the concepts of cellular systems.
2. Understand the frequency management, channel assignment strategies and antennas in cellular systems.
3. Understand the concepts of handoff and architectures of various cellular systems.

IV Year - II Semester

L	T	P	C
4	0	0	3

ELECTRONIC MEASUREMENTS AND INSTRUMENTATION

UNIT I

Performance characteristics of instruments, Static characteristics, Accuracy, Resolution, Precision, Expected value, Error, Sensitivity. Errors in Measurement, Dynamic Characteristics-speed of response, Fidelity, Lag and Dynamic error. DC Voltmeters- Multi-range, Range extension/Solid state and differential voltmeters, AC voltmeters- multi range, range extension, shunt. Thermocouple type RF ammeter, Ohmmeters series type, shunt type, Multi-meter for Voltage, Current and resistance measurements.

UNIT II

Signal Generator- fixed and variable, AF oscillators, Standard and AF sine and square wave signal generators, Function Generators, Square pulse, Random noise, sweep, Arbitrary waveform. Wave Analyzers, Harmonic Distortion Analyzers, Spectrum Analyzers, Digital Fourier Analyzers.

UNIT III

Oscilloscopes CRT features, vertical amplifiers, horizontal deflection system, sweep, trigger pulse, delay line, sync selector circuits, simple CRO, triggered sweep CRO, Dual beam CRO, . Dual trace oscilloscope, sampling oscilloscope, storage oscilloscope, digital readout oscilloscope, digital storage oscilloscope, Lissajous method of frequency measurement, standard specifications of CRO, probes for CRO- Active & Passive, attenuator type.

UNIT IV

AC Bridges Measurement of inductance- Maxwell's bridge, Anderson bridge. Measurement of capacitance - Schering Bridge. Wheat stone bridge. Wien Bridge, Errors and precautions in using bridges. Q-meter.

UNIT V

Transducers- active & passive transducers : Resistance, Capacitance, inductance; Strain gauges, LVDT, Piezo Electric transducers, Resistance Thermometers, Thermocouples, Thermistors, Sensistors.

UNIT VI

Measurement of physical parameters force, pressure, velocity, humidity, moisture, speed, proximity and displacement. Data acquisition systems.

TEXTBOOKS :

1. Electronic instrumentation, second edition - H.S.Kalsi, Tata McGraw Hill, 2004.
2. Modern Electronic Instrumentation and Measurement Techniques – A.D. Helfrick and W.D. Cooper, PHI, 5th Edition, 2002.

REFERENCES :

1. Electronic Instrumentation & Measurements - David A. Bell, PHI, 2nd Edition, 2003.
2. Electronic Test Instruments, Analog and Digital Measurements - Robert A.Witte, Pearson Education, 2nd Ed., 2004.
3. Electronic Measurements & Instrumentations by K. Lal Kishore, Pearson Education - 2005.

OUTCOMES

The student will be able to

- Select the instrument to be used based on the requirements.
- Understand and analyze different signal generators and analyzers.
- Understand the design of oscilloscopes for different applications.
- Design different transducers for measurement of different parameters.

IV Year - II Semester

L	T	P	C
4	0	0	3

SATELLITE COMMUNICATIONS

OBJECTIVES

The student will be introduced to:

1. Understand the basic concepts, applications, frequencies used and types of satellite communications.
2. Understand the concept of look angles, launches and launch vehicles and orbital effects in satellite communications.
3. Understand the various satellite subsystems and its functionality.
4. Understand the concepts of satellite link design and calculation of C/N ratio.
5. Understand the concepts of multiple access and various types of multiple access techniques in satellite systems.
6. Understand the concepts of satellite navigation, architecture and applications of GPS.

UNIT I

INTRODUCTION [2] : Origin of Satellite Communications, Historical Back-ground, Basic Concepts of Satellite Communications, Frequency allocations for Satellite Services, Applications, Future Trends of Satellite Communications.

ORBITAL MECHANICS AND LAUNCHERS[1] : Orbital Mechanics, Look Angle determination, Orbital perturbations, Orbit determination, launches and launch vehicles, Orbital effects in communication systems performance.

UNIT II

SATELLITE SUBSYSTEMS[1] : Attitude and orbit control system, telemetry, tracking, Command and monitoring, power systems, communication subsystems, Satellite antenna Equipment reliability and Space qualification.

UNIT III

SATELLITE LINK DESIGN[1] : Basic transmission theory, system noise temperature and G/T ratio, Design of down links, up link design, Design of satellite links for specified C/N, System design example.

UNIT IV

MULTIPLE ACCESS[1][2] : Frequency division multiple access (FDMA) Intermodulation, Calculation of C/N. Time division Multiple Access (TDMA) Frame structure, Examples. Satellite Switched TDMA Onboard processing, DAMA, Code Division Multiple access (CDMA), Spread spectrum transmission and reception.

UNIT V

EARTH STATION TECHNOLOGY[3] : Introduction, Transmitters, Receivers, Antennas, Tracking systems, Terrestrial interface, Primary power test methods.

LOW EARTH ORBIT AND GEO-STATIONARY SATELLITE SYSTEMS[1] : Orbit consideration, coverage and frequency considerations, Delay & Throughput considerations, System considerations, Operational NGSO constellation Designs

UNIT VI

SATELLITE NAVIGATION & THE GLOBAL POSITIONING SYSTEM [1] : Radio and Satellite Navigation, GPS Position Location principles, GPS Receivers and codes, Satellite signal acquisition, GPS Navigation Message, GPS signal levels, GPS receiver operation, GPS C/A code accuracy, Differential GPS.

TEXT BOOKS:

1. Satellite Communications – Timothy Pratt, Charles Bostian and Jeremy Allnut, WSE, Wiley Publications, 2nd Edition, 2003.
2. Satellite Communications Engineering – Wilbur L. Pritchard, Robert A Nelson and Henri G.Suyderhoud, 2nd Edition, Pearson Publications, 2003.

REFERENCES :

1. Satellite Communications : Design Principles – M. Richharia, BS Publications, 2nd Edition, 2003.
2. Satellite Communication - D.C Agarwal, Khanna Publications, 5th Ed.
3. Fundamentals of Satellite Communications – K.N. Raja Rao, PHI, 2004
4. Satellite Communications – Dennis Roddy, McGraw Hill, 2nd Edition, 1996.

Outcomes:

At the end of this course the student can able to:

1. Understand the concepts, applications and subsystems of Satellite communications.
2. Derive the expression for G/T ratio and to solve some analytical problems on satellite link design.
3. Understand the various types of multiple access techniques and architecture of earth station design.
4. Understand the concepts of GPS and its architecture.

IV Year - II Semester

L	T	P	C
4	0	0	3

**WIRELESS SENSORS AND NETWORKS
ELECTIVE-III**

UNIT I

OVERVIEW OF WIRELESS SENSOR NETWORKS:

Key definitions of sensor networks, Advantages of sensor Networks, Unique constraints and challenges, Driving Applications, Enabling Technologies for Wireless Sensor Networks.

ARCHITECTURES:

Single-Node Architecture - Hardware Components, Energy Consumption of Sensor Nodes, Operating Systems and Execution Environments, Network Architecture -Sensor Network Scenarios, Optimization Goals and Figures of Merit, Gateway Concepts.

UNIT II

NETWORKING Technologies:

Physical Layer and Transceiver Design Considerations, Personal area networks (PANs), hidden node and exposed node problem, Topologies of PANs, MANETs, WANETs.

UNIT-III

MAC Protocols for Wireless Sensor Networks:

Issues in Designing a MAC protocol for Ad Hoc Wireless Networks, Design goals of a MAC Protocol for Ad Hoc Wireless Networks, Classifications of MAC Protocols, Contention - Based Protocols, Contention - Based Protocols with reservation Mechanisms, Contention – Based MAC Protocols with Scheduling Mechanisms, MAC Protocols that use Directional Antennas, Other MAC Protocols.

UNIT-IV

ROUTING PROTOCOLS:

Introduction, Issues in Designing a Routing Protocol for Ad Hoc Wireless Networks, Classification of Routing Protocols, Table –Driven Routing Protocols, On – Demand Routing Protocols, Hybrid Routing Protocols, Routing Protocols with Efficient Flooding Mechanisms, Hierarchical Routing Protocols, Power – Aware Routing Protocols, Proactive Routing

UNIT-V

TRANSPORT LAYER AND SECURITY PROTOCOLS:

Introduction, Issues in Designing a Transport Layer Protocol for Ad Hoc Wireless Networks, Design Goals of a Transport Layer Protocol for Ad Hoc Wireless Networks, Classification of Transport Layer Solutions, TCP Over Ad Hoc Wireless Networks, Other Transport Layer Protocol for Ad Hoc Wireless Networks,

UNIT- VI

SECURITY IN WSNs:

Security in Ad Hoc Wireless Networks, Network Security Requirements, Issues and Challenges in Security Provisioning, Network Security Attacks, Key Management, Secure Routing in Ad Hoc Wireless Networks.

SENSOR NETWORK PLATFORMS AND TOOLS:

Sensor Node Hardware – Berkeley Motes, Programming Challenges, Node-level software platforms, Node-level Simulators, State-centric programming.

APPLICATIONS of WSN:

S Ultra wide band radio communication, Wireless fidelity systems. Future directions, Home automation, smart metering Applications

TEXT BOOKS:

1. Ad Hoc Wireless Networks: Architectures and Protocols - C. Siva Ram Murthy and B.S.Manoj, 2004, PHI
2. Wireless Ad- hoc and Sensor Networks: Protocols, Performance and Control – Jagannathan Sarangapani, CRC Press
3. Holger Karl & Andreas Willig, “Protocols And Architectures for Wireless Sensor Networks”, John Wiley, 2005.

REFERENCES:

1. Kazem Sohraby, Daniel Minoli, & Taieb Znati, “Wireless Sensor Networks- Technology, Protocols, and Applications”, John Wiley, 2007.
2. Feng Zhao & Leonidas J. Guibas, “Wireless Sensor Networks- An Information Processing Approach”, Elsevier, 2007.
3. Ad- Hoc Mobile Wireless Networks: Protocols & Systems, C.K. Toh ,1 ed. Pearson Education.
4. Wireless Sensor Networks - C. S. Raghavendra, Krishna M. Sivalingam, 2004, Springer
5. Wireless Sensor Networks – S Anandamurugan , Lakshmi Publications

DIGITAL IC DESIGN

ELECTIVE-III

OBJECTIVES

- The student will be able to understand the MOS Design.
- In this course, students can study Combinational MOS Logic Circuits and Sequential MOS Logic Circuits.
- Another main object of this course is to motivate the graduate students to design and to develop the Digital Integrated Circuits for different Applications.
- The concepts of Semiconductor Memories, Flash Memory, RAM array organization.

UNIT-I:

MOS Design: Pseudo NMOS Logic – Inverter, Inverter threshold voltage, Output high voltage, Output Low voltage, Gain at gate threshold voltage, Transient response, Rise time, Fall time, Pseudo NMOS logic gates, Transistor equivalency, CMOS Inverter logic.

UNIT-II:

Combinational MOS Logic Circuits: MOS logic circuits with NMOS loads, Primitive CMOS logic gates – NOR & NAND gate, Complex Logic circuits design – Realizing Boolean expressions using NMOS gates and CMOS gates, AOI and OIA gates, CMOS full adder, CMOS transmission gates, Designing with Transmission gates.

UNIT-III:

Sequential MOS Logic Circuits: Behaviour of bistable elements, SR Latch, Clocked latch and flip flop circuits, CMOS D latch and edge triggered flip-flop.

UNIT-IV:

Dynamic Logic Circuits: Basic principle, Voltage Bootstrapping, Synchronous dynamic pass transistor circuits, Dynamic CMOS transmission gate logic, High performance Dynamic CMOS circuits.

UNIT-V:

Interconnect: Capacitive Parasitics, Resistive Parasitics, Inductive Parasitics, Advanced Interconnect Techniques.

UNIT-VI:

Semiconductor Memories: Memory Types, RAM array organization, DRAM – Types, Operation, Leakage currents in DRAM cell and refresh operation, SRAM operation Leakage currents in SRAM cells, Flash Memory- NOR flash and NAND flash.

Text Books:

1. Digital Integrated Circuits – A Design Perspective, Jan M. Rabaey, Anantha Chandrakasan, Borivoje Nikolic, 2nd Ed., PHI.
2. Digital Integrated Circuit Design – Ken Martin, Oxford University Press, 2011.

References:

1. CMOS Digital Integrated Circuits Analysis and Design – Sung-Mo Kang, Yusuf Leblebici, TMH, 3rd Ed., 2011.
2. CMOS VLSI Design – Neil H.E Weste, David harris, Ayan Banerjee 3rd Edition, Pearson

OUTCOMES

After going through this course the student will be able to

- Understand the concepts of MOS Design.
- Design and analysis of Combinational and Sequential MOS Circuits.
- Extend the Digital IC Design to Different Applications.
- Understand the Concepts of Semiconductor Memories, Flash Memory, RAM array organization.

OPERATING SYSTEMS ELECTIVE-III

OBJECTIVES:

- Study the basic concepts and functions of operating systems.
- Understand the structure and functions of OS.
- Learn about Processes, Threads and Scheduling algorithms.
- Understand the principles of concurrency and Deadlocks.
- Learn various memory management schemes.
- Study I/O management and File systems.
- Learn the basics of Linux system and perform administrative tasks on Linux Servers.

UNIT I

Introduction to Operating System Concept: Types of operating systems, operating systems concepts, operating systems services, Introduction to System call, System call types.

UNIT-II:

Process Management – Process concept, The process, Process State Diagram , Process control block, Process Scheduling- Scheduling Queues, Schedulers, Operations on Processes, Interprocess Communication, Threading Issues, Scheduling-Basic Concepts, Scheduling Criteria, Scheduling Algorithms.

UNIT-III:

Memory Management: Swapping, Contiguous Memory Allocation, Paging, structure of the Page Table, Segmentation

Virtual Memory Management:

Virtual Memory, Demand Paging, Page-Replacement Algorithms, Thrashing

UNIT-IV:

Concurrency: Process Synchronization, The Critical- Section Problem, Synchronization Hardware, Semaphores, Classic Problems of Synchronization, Monitors, Synchronization examples

Principles of deadlock – System Model, Deadlock Characterization, Deadlock Prevention, Detection and Avoidance, Recovery from Deadlock

UNIT-V:

File system Interface- the concept of a file, Access Methods, Directory structure, File system mounting, file sharing, protection.

File System implementation- File system structure, allocation methods, free-space management

Mass-storage structure overview of Mass-storage structure, Disk scheduling, Device drivers,

UNIT VI:

Linux System: Components of LINUX, Interprocess Communication, Synchronisation, Interrupt, Exception and System Call.

Android Software Platform: Android Architecture, Operating System Services, Android Runtime Application Development, Application Structure, Application Process management

OUTCOMES:

- Design various Scheduling algorithms.
- Apply the principles of concurrency.
- Design deadlock, prevention and avoidance algorithms.
- Compare and contrast various memory management schemes.
- Design and Implement a prototype file systems.
- Perform administrative tasks on Linux Servers
- Introduction to Android Operating System Internals

TEXT BOOK:

1. Operating System Concepts, Abraham Silberschatz, Peter Baer Galvin and Greg Gagne 9th Edition, John Wiley and Sons Inc., 2012.
2. Operating Systems – Internals and Design Principles, William Stallings, 7th Edition, Prentice Hall, 2011.
3. Operating Systems-S Halder, Alex A Aravind Pearson Education Second Edition 2016 .

REFERENCES:

1. Modern Operating Systems, Andrew S. Tanenbaum, Second Edition, Addison Wesley, 2001.
2. Operating Systems: A Design-Oriented Approach, Charles Crowley, Tata Mc Graw Hill Education”, 1996.
3. Operating Systems: A Concept-Based Approach, D M Dhamdhare, Second Edition, Tata Mc Graw-Hill Education, 2007.


**ACADEMIC REGULATIONS
COURSE STRUCTURE
AND
DETAILED SYLLABUS**

**ELECTRONICS &
COMMUNICATION
ENGINEERING**

For

B.Tech., FOUR YEAR DEGREE COURSE

(Applicable for the batches admitted from 2013-14)



**JAWAHARLAL NEHRU TECHNOLOGICAL
UNIVERSITY KAKINADA
KAKINADA – 533003, ANDHRA PRADESH, INDIA.**

Academic Regulations (R13) for B. Tech. (Regular)

Applicable for the students of B. Tech. (Regular) from the Academic Year 2013-14 onwards

1. Award of B. Tech. Degree

A student will be declared eligible for the award of B. Tech. Degree if he fulfils the following academic regulations :

1. A student shall be declared eligible for the award of the B. Tech Degree, if he pursues a course of study in not less than four and not more than eight academic years.
2. The candidate shall register for 180 credits and secure all the 180 credits.

2. Courses of study

The following courses of study are offered at present as specializations for the B. Tech. Courses :

S.No.	Branch
01	Electronics and Communication Engineering
02	Electrical and Electronics Engineering
03	Civil Engineering
04	Mechanical Engineering
05	Computer Science and Engineering
06	Petro Chemical Engineering
07	Information Technology
08	Chemical Engineering
09	Electronics and Instrumentation Engineering
10	Bio-Medical Engineering
11	Aeronautical Engineering
12	Automobile Engineering
13	Bio Technology
14	Electronics and Computer Engineering
15	Mining Engineering
16	Petroleum Engineering
17	Metallurgical Engineering
18	Agricultural Engineering

3. **Distribution and Weightage of Marks**

- (i) The performance of a student in each semester shall be evaluated subject – wise with a maximum of 100 marks for theory subject and 75 marks for practical subject. The project work shall be evaluated for 200 marks.
- (ii) For theory subjects the distribution shall be 30 marks for Internal Evaluation and 70 marks for the End - Examinations.
- (iii) For theory subjects, during the semester there shall be 2 tests. The weightage of Internal marks for 30 consists of Descriptive – 15, Assignment - 05 (Theory, Design, Analysis, Simulation, Algorithms, Drawing, etc. as the case may be) Objective -10 (Conducted at College level with 20 Multiple choice question with a weightage of ½ Mark each). The objective examination is for 20 minutes duration. The subjective examination is for 90 minutes duration conducted for 15 marks. Each subjective type test question paper shall contain **3 questions** and all questions need to be answered. The Objective examination conducted for 10 marks and subjective examination conducted for 15 marks are to be added to the assignment marks of 5 for finalizing internal marks for 30. The best of the two tests will be taken for internal marks. As the syllabus is framed for 6 units, the 1st mid examination (both Objective and Subjective) is conducted in 1-3 units and second test in 4-6 units of each subject in a semester.
- (iv) The end semester examination is conducted covering the topics of all Units for 70 marks. Part – A contains a mandatory question (Brainstorming / Thought provoking / case study) for 22 marks. Part – B has 6 questions (One from each Unit). The student has to answer 3 out of 6 questions in Part – B and carries a weightage of 16 marks each.
- (v) For practical subjects there shall be continuous evaluation during the semester for 25 internal marks and 50 end examination marks. The internal 25 marks shall be awarded as follows: day to day work - 10 marks, Record-5 marks and the remaining 10 marks to be awarded by conducting an internal laboratory test. The end examination shall be conducted by the teacher concerned and external examiner.
- (vi) For the subject having design and / or drawing, (such as Engineering Graphics, Engineering Drawing, Machine Drawing) and estimation, the distribution shall be 30 marks for internal evaluation (20 marks for day – to – day work, and 10 marks for internal tests) and 70 marks for end examination. There shall be two internal tests in a Semester and the better of the two shall be considered for the award of marks for internal tests.

- (vii) For the seminar, the student shall collect the information on a specialized topic and prepare a technical report, showing his understanding over the topic, and submit to the department, which shall be evaluated by the Departmental committee consisting of Head of the department, seminar supervisor and a senior faculty member. The seminar report shall be evaluated for 50 marks. There shall be no external examination for seminar.
- (viii) Out of a total of 200 marks for the project work, 60 marks shall be for Internal Evaluation and 140 marks for the End Semester Examination. The End Semester Examination (Viva – Voce) shall be conducted by the committee. The committee consists of an external examiner, Head of the Department and Supervisor of the Project. The evaluation of project work shall be conducted at the end of the IV year. The Internal Evaluation shall be on the basis of two seminars given by each student on the topic of his project and evaluated by an internal committee.
- (ix) Laboratory marks and the internal marks awarded by the College are not final. The marks are subject to scrutiny and scaling by the University wherever felt desirable. The internal and laboratory marks awarded by the College will be referred to a Committee. The Committee shall arrive at a scaling factor and the marks will be scaled as per the scaling factor. The recommendations of the Committee are final and binding. The laboratory records and internal test papers shall be preserved in the respective departments as per the University norms and shall be produced to the Committees of the University as and when they ask for.

4. **Attendance Requirements**

1. A student is eligible to write the University examinations if he acquires a minimum of 75% of attendance in aggregate of all the subjects.
2. Condonation of shortage of attendance in aggregate up to 10% (65% and above and below 75%) in each semester may be granted by the College Academic Committee
3. Shortage of Attendance below 65% in aggregate shall not be condoned.
4. A student who is short of attendance in semester may seek re-admission into that semester when offered within 4 weeks from the date of the commencement of class work.
5. Students whose shortage of attendance is not condoned in any semester are not eligible to write their end semester examination of that class.

6. A stipulated fee shall be payable towards condonation of shortage of attendance.
7. A student will be promoted to the next semester if he satisfies the (i) attendance requirement of the present semester and (ii) credits.
8. If any candidate fulfills the attendance requirement in the present semester, he shall not be eligible for readmission into the same class.

5. Minimum Academic Requirements

The following academic requirements have to be satisfied in addition to the attendance requirements mentioned in item no. 4.

- 5.1 A student is deemed to have satisfied the minimum academic requirements if he has **earned the credits allotted to each theory/practical design/drawing subject/project and secures not less than 35% of marks in the end semester exam, and minimum 40% of marks in the sum total of the internal marks and end semester examination marks.**
- 5.2 A student shall be promoted from first year to second year if he fulfills the minimum attendance requirement.
- 5.3 A student will be **promoted from II year to III year** if he fulfills the academic requirement of **40% of the credits up to II year I semester from all the examinations, whether or not the candidate takes the examinations and secures prescribed minimum attendance in II year II semester.**
- 5.4 A student shall be **promoted from III year to IV year** if he fulfills the academic requirements of **40% of the credits up to III year I semester from all the examinations, whether or not the candidate takes the examinations and secures prescribed minimum attendance in III year II semester.**
- 5.5 A student shall register and put up minimum attendance in all 180 credits and earn all 180 credits. **Marks obtained in all the 180 credits shall be considered for the calculation of percentage of marks.**

6. Course pattern

1. The entire course of study is for four academic years, all the years are on semester pattern.
2. A student eligible to appear for the end semester examination in a subject, but absent from it or has failed in the end semester examination, may write the exam in that subject when conducted next.

3. When a student is detained for lack of credits / shortage of attendance, he may be re-admitted into the same semester / year in which he has been detained. However, the academic regulations under which he was first admitted shall continue to be applicable to him.

7. Award of Class

After a student has satisfied the requirements prescribed for the completion of the program and is eligible for the award of B. Tech. Degree, he shall be placed in one of the following four classes:

Class Awarded	% of marks to be secured	From the aggregate marks secured from 180 Credits.
First Class with Distinction	70% and above	
First Class	Below 70 but not less than 60%	
Second Class	Below 60% but not less than 50%	
Pass Class	Below 50% but not less than 40%	

The marks obtained in internal evaluation and end semester examination shall be shown separately in the memorandum of marks.

8. Minimum Instruction Days

The minimum instruction days for each semester shall be 90 working days.

9. There shall be no branch transfers after the completion of the admission process.
10. There shall be no transfer from one college/stream to another within the Constituent Colleges and Units of Jawaharlal Nehru Technological University Kakinada.

11. WITHHOLDING OF RESULTS

If the student has not paid the dues, if any, to the university or if any case of indiscipline is pending against him, the result of the student will be withheld. His degree will be withheld in such cases.

12. TRANSITORY REGULATIONS

1. Discontinued or detained candidates are eligible for readmission as and when next offered.
2. In case of transferred students from other Universities, the credits shall be transferred to JNTUK as per the academic regulations and course structure of the JNTUK.

13. General

1. Wherever the words “he”, “him”, “his”, occur in the regulations, they include “she”, “her”, “hers”.
2. The academic regulation should be read as a whole for the purpose of any interpretation.
3. In case of any doubt or ambiguity in the interpretation of the above rules, the decision of the Vice-Chancellor is final.
4. The University may change or amend the academic regulations or syllabi at any time and the changes or amendments made shall be applicable to all the students with effect from the dates notified by the University.
5. The students seeking transfer to colleges affiliated to JNTUK from various other Universities/ Institutions have to pass the failed subjects which are equivalent to the subjects of JNTUK, and also pass the subjects of JNTUK on their own without the right to sessional marks which the candidates have not studied at the earlier Institution.

* * * *

Academic Regulations (R13) for B. Tech. (Lateral entry Scheme)

Applicable for the students admitted into II year B. Tech. from the Academic Year 2014-15 onwards

1 **Award of B. Tech. Degree**

A student will be declared eligible for the award of B. Tech. Degree if he fulfils the following academic regulations:

- 1.1 A student shall be declared eligible for the award of the B. Tech Degree, if he pursues a course of study in not less than three academic years and not more than six academic years.
- 1.2 The candidate shall register for 132 credits and secure all the 132 credits.

2. The attendance regulations of B. Tech. (Regular) shall be applicable to B.Tech.

3. **Promotion Rule**

A student shall be promoted from second year to third year if he fulfills the minimum attendance requirement.

A student shall be promoted from III year to IV year if he fulfils the academic requirements of 40% of the credits up to III year I semester from all the examinations, whether or not the candidate takes the examinations and secures prescribed minimum attendance in III year II semester.

4. **Award of Class**

After a student has satisfied the requirement prescribed for the completion of the program and is eligible for the award of B. Tech. Degree, he shall be placed in one of the following four classes:

Class Awarded	% of marks to be secured	From the aggregate marks secured from 132 Credits from II year to IV year.
First Class with Distinction	70% and above	
First Class	Below 70% but not less than 60%	
Second Class	Below 60% but not less than 50%	
Pass Class	Below 50% but not less than 40%	

The marks obtained in the internal evaluation and the end semester examination shall be shown separately in the marks memorandum.

5. All the other regulations as applicable to **B. Tech. 4-year degree course (Regular)** will hold good for **B. Tech. (Lateral Entry Scheme)**.

MALPRACTICES RULES

Disciplinary Action for / Improper Conduct in Examinations

	Nature of Malpractices / Improper conduct	Punishment
	<i>If the candidate:</i>	
1. (a)	Possesses or keeps accessible in examination hall, any paper, note book, programmable calculators, Cell phones, pager, palm computers or any other form of material concerned with or related to the subject of the examination (theory or practical) in which he is appearing but has not made use of (material shall include any marks on the body of the candidate which can be used as an aid in the subject of the examination)	Expulsion from the examination hall and cancellation of the performance in that subject only.
(b)	Gives assistance or guidance or receives it from any other candidate orally or by any other body language methods or communicates through cell phones with any candidate or persons in or outside the exam hall in respect of any matter.	Expulsion from the examination hall and cancellation of the performance in that subject only of all the candidates involved. In case of an outsider, he will be handed over to the police and a case is registered against him.
2.	Has copied in the examination hall from any paper, book, programmable calculators, palm computers or any other form of material relevant to the subject of the examination (theory or practical) in which the candidate is appearing.	Expulsion from the examination hall and cancellation of the performance in that subject and all other subjects the candidate has already appeared including practical examinations and project work and shall not be permitted to appear for the remaining examinations of the subjects of that Semester/year. The Hall Ticket of the candidate is to be cancelled and sent to the University.
3.	Impersonates any other candidate in connection with the examination.	The candidate who has impersonated shall be expelled from examination hall. The candidate is also debarred and forfeits the seat. The performance of the original candidate who has been impersonated, shall be cancelled in all the subjects of the

		examination (including practicals and project work) already appeared and shall not be allowed to appear for examinations of the remaining subjects of that semester/year. The candidate is also debarred for two consecutive semesters from class work and all University examinations. The continuation of the course by the candidate is subject to the academic regulations in connection with forfeiture of seat. If the imposter is an outsider, he will be handed over to the police and a case is registered against him.
4.	Smuggles in the Answer book or additional sheet or takes out or arranges to send out the question paper during the examination or answer book or additional sheet, during or after the examination.	Expulsion from the examination hall and cancellation of performance in that subject and all the other subjects the candidate has already appeared including practical examinations and project work and shall not be permitted for the remaining examinations of the subjects of that semester/year. The candidate is also debarred for two consecutive semesters from class work and all University examinations. The continuation of the course by the candidate is subject to the academic regulations in connection with forfeiture of seat.
5.	Uses objectionable, abusive or offensive language in the answer paper or in letters to the examiners or writes to the examiner requesting him to award pass marks.	Cancellation of the performance in that subject.
6.	Refuses to obey the orders of the Chief Superintendent/Assistant – Superintendent / any officer on duty or misbehaves or creates disturbance of any kind in and around the examination hall or organizes a walk out or instigates others to walk out, or threatens the officer-in charge or any person on duty in or outside the	In case of students of the college, they shall be expelled from examination halls and cancellation of their performance in that subject and all other subjects the candidate(s) has (have) already appeared and shall not be permitted to appear for the remaining examinations of the subjects of that

	<p>examination hall of any injury to his person or to any of his relations whether by words, either spoken or written or by signs or by visible representation, assaults the officer-in-charge, or any person on duty in or outside the examination hall or any of his relations, or indulges in any other act of misconduct or mischief which result in damage to or destruction of property in the examination hall or any part of the College campus or engages in any other act which in the opinion of the officer on duty amounts to use of unfair means or misconduct or has the tendency to disrupt the orderly conduct of the examination.</p>	<p>semester/year. The candidates also are debarred and forfeit their seats. In case of outsiders, they will be handed over to the police and a police case is registered against them.</p>
7.	<p>Leaves the exam hall taking away answer script or intentionally tears of the script or any part thereof inside or outside the examination hall.</p>	<p>Expulsion from the examination hall and cancellation of performance in that subject and all the other subjects the candidate has already appeared including practical examinations and project work and shall not be permitted for the remaining examinations of the subjects of that semester/year. The candidate is also debarred for two consecutive semesters from class work and all University examinations. The continuation of the course by the candidate is subject to the academic regulations in connection with forfeiture of seat.</p>
8.	<p>Possess any lethal weapon or firearm in the examination hall.</p>	<p>Expulsion from the examination hall and cancellation of the performance in that subject and all other subjects the candidate has already appeared including practical examinations and project work and shall not be permitted for the remaining examinations of the subjects of that semester/year. The candidate is also debarred and forfeits the seat.</p>

9.	If student of the college, who is not a candidate for the particular examination or any person not connected with the college indulges in any malpractice or improper conduct mentioned in clause 6 to 8.	Student of the colleges expulsion from the examination hall and cancellation of the performance in that subject and all other subjects the candidate has already appeared including practical examinations and project work and shall not be permitted for the remaining examinations of the subjects of that semester/year. The candidate is also debarred and forfeits the seat. Person(s) who do not belong to the College will be handed over to police and, a police case will be registered against them.
10.	Comes in a drunken condition to the examination hall.	Expulsion from the examination hall and cancellation of the performance in that subject and all other subjects the candidate has already appeared including practical examinations and project work and shall not be permitted for the remaining examinations of the subjects of that semester/year.
11.	Copying detected on the basis of internal evidence, such as, during valuation or during special scrutiny.	Cancellation of the performance in that subject and all other subjects the candidate has appeared including practical examinations and project work of that semester/year examinations.
12.	If any malpractice is detected which is not covered in the above clauses 1 to 11 shall be reported to the University for further action to award suitable punishment.	

Malpractices identified by squad or special invigilators

1. Punishments to the candidates as per the above guidelines.
2. Punishment for institutions : (if the squad reports that the college is also involved in encouraging malpractices)
 - (i) A show cause notice shall be issued to the college.
 - (ii) Impose a suitable fine on the college.
 - (iii) Shifting the examination centre from the college to another college for a specific period of not less than one year.

* * * * *



JAWAHARLAL NEHRU TECHNOLOGICAL UNIVERSITY: KAKINADA

KAKINADA-533003, Andhra Pradesh (India)






For Constituent Colleges and Affiliated Colleges of JNTUK

Ragging

Prohibition of ragging in educational institutions Act 26 of 1997

Salient Features

- ⇒ Ragging within or outside any educational institution is prohibited.
- ⇒ Ragging means doing an act which causes or is likely to cause Insult or Annoyance of Fear or Apprehension or Threat or Intimidation or outrage of modesty or Injury to a student

	Imprisonment upto		Fine Upto
Teasing, Embarrassing & Humiliation	 6 Months	+	Rs. 1,000/-
Assaulting or Using Criminal force or Criminal intimidation	 1 Year	+	Rs. 2,000/-
Wrongfully restraining or confining or causing hurt	 2 Years	+	Rs. 5,000/-
Causing grievous hurt, kidnapping or Abducts or rape or committing unnatural offence	 5 Years	+	Rs. 10,000/-
Causing death or abetting suicide	 10 Months	+	Rs. 50,000/-

In Case of Emergency CALL TOLL FREE No. : 1800 - 425 - 1288

LET US MAKE JNTUK A RAGGING FREE UNIVERSITY



JAWAHARLAL NEHRU TECHNOLOGICAL UNIVERSITY: KAKINADA

KAKINADA-533003, Andhra Pradesh (India)

For Constituent Colleges and Affiliated Colleges of JNTUK

Ragging

ABSOLUTELY NOT TO RAGGING

1. Ragging is prohibited as per Act 26 of A.P. Legislative Assembly, 1997.
2. Ragging entails heavy fines and/or imprisonment.
3. Ragging invokes suspension and dismissal from the College.
4. Outsiders are prohibited from entering the College and Hostel without permission.
5. Girl students must be in their hostel rooms by 7.00 p.m.
6. All the students must carry their Identity Cards and show them when demanded.
7. The Principal and the Wardens may visit the Hostels and inspect the rooms any time.



Jawaharlal Nehru Technological University Kakinada

For Constituent Colleges and Affiliated Colleges of JNTUK

In Case of Emergency CALL TOLL FREE No. : 1800 - 425 - 1288

LET US MAKE JNTUK A RAGGING FREE UNIVERSITY

COURSE STRUCTURE

I Year – I SEMESTER

S. No.	Subject	T	P	Credits
1	English – I	3	--	3
2	Mathematics - I	3+1	--	3
3	Mathematics – II (Mathematical Methods)	3+1	--	3
4	Engineering Physics	3+1	--	3
5	Professional Ethics and Human Values	3+1	--	3
6	Engineering Drawing	1+3	--	3
7	English - Communication Skills Lab -1	--	3	2
8	Engineering Physics Laboratory	--	3	2
9	Engineering Physics – Virtual Labs - Assignments	--	2	--
10	Engineering Workshop& IT Workshop	--	3	2
Total Credits				24

I Year – II SEMESTER

S. No.	Subject	T	P	Credits
1	English – II	3	--	3
2	Mathematics – III	3+1	--	3
3	Engineering Chemistry	3+1	--	3
4	Engineering Mechanics	3+1	--	3
5	Computer Programming	3+1	--	3
6	Network Analysis	3+1	--	3
7	Engineering Chemistry Laboratory	--	3	2
8	English - Communication Skills Lab -2	--	3	2
9	Computer Programming Lab	--	3	2
Total Credits				24

II Year – I SEMESTER

S. No.	Subject	T	P	Credits
1	Managerial Economics and Financial Analysis	3+1	--	3
2	Electronic Devices and Circuits	3+1	--	3
3	Data Structures	3+1	--	3
4	Environmental Studies	3	--	3
5	Signals & Systems	3+1	--	3
6	Electrical Technology	3+1	--	3
7	Electronic Devices and Circuits Lab	--	3	2
8	Networks & Electrical Technology Lab	--	3	2
Total Credits				22

II Year – II SEMESTER

S. No.	Subject	T	P	Credits
1	Electronic Circuit Analysis	3+1	--	3
2	Management Science	3+1	--	3
3	Random Variables & Stochastic Processes	3+1	--	3
4	Switching Theory & Logic Design	3+1	--	3
5	EM Waves and Transmission Lines	3+1	--	3
6	Analog Communications	3+1	--	3
7	Electronic Circuit Analysis Lab	--	3	2
8	Analog Communications Lab	--	3	2
Total Credits				22

III Year – I SEMESTER

S. No.	Subject	T	P	Credits
1	Pulse & Digital Circuits	3+1	-	3
2	Linear IC Applications	3+1	-	3
3	Control Systems	3+1	-	3
4	Digital System Design & Digital IC Applications	3+1	-	3
5	Antennas and Wave Propagation	3+1	-	3
6	Pulse & Digital Circuits Lab		3	2
7	LIC Applications Lab	-	3	2
8	Digital System Design & DICA Lab		3	2
9	IPR& Patents	3		2
Total Credits				23

III Year – II SEMESTER

S. No.	Subject	T	P	Credits
1	Microprocessors and Microcontrollers	3+1	-	3
2	Digital Signal Processing	3+1	-	3
3	Digital Communications	3+1	-	3
4	Microwave Engineering	3+1	-	3
5	Open Elective	3+1	-	3
6	Microprocessors and Microcontrollers Lab	-	3	2
7	Digital Communications Lab	-	3	2
8	Digital Signal Processing Lab		3	2
9	Seminar		2	1
Total Credits				22

IV Year – I SEMESTER

S. No.	Subject	T	P	Credits
1	VLSI Design	3+1	-	3
2	Computer Networks	3+1	-	3
3	Digital Image Processing	3+1	-	3
4	Computer Architecture & Organization	3+1	-	3
5	Elective – I 1. Electronic Switching Systems 2. Analog IC Design 3. Object Oriented Programming & O S 4. Radar Systems 5. Advanced Computer Architecture	3+1	-	3
6	Elective – II 1. Optical Communication 2. Digital IC Design 3. Speech Processing 4. Artificial Neural Network & Fuzzy Logic 5. Network Security & Cryptography	3+1	-	3
7	V L S I Lab	-	3	2
8	Microwave Engineering Lab	-	3	2
Total Credits				22

IV Year – II SEMESTER

S. No.	Subject	T	P	Credits
1	Cellular Mobile Communication	3+1		3
2	Electronic Measurements and Instrumentation	3+1		3
3	Elective III 1. Satellite Communication 2. Mixed signal Design 3. Embedded systems 4. RF Circuit Design 5. Cloud Computing	3+1		3
4	Elective IV 1. Wireless Sensors and Networks 2. System on Chip 3. Low Power IC Design 4. Bio-Medical Instrumentation 5. EMI/EMC	3+1		3
5	Project & Seminar			9
Total Credits				21

Total course credits = 48 + 44 + 45 + 43 = 180

Open Electives:

1. Bio Medical Engineering
2. Fuzzy & Neural Networks
3. Image Processing (not for ECE Students)
4. Principles of Signals, Systems and Communications (Not for ECE Students)
5. Electronic Instrumentation (Not for ECE Students)

SYLLABUS**I Year – I SEMESTER****T P C**
3+1 0 3**ENGLISH –I**
(Common to All Branches)**DETAILED TEXT-I English Essentials: Recommended Topics:****1. IN LONDON: M.K.GANDHI**

OBJECTIVE: To apprise the learner how Gandhi spent a period of three years in London as a student.

OUTCOME: The learner will understand how Gandhi grew in introspection and maturity.

2. THE KNOWLEDGE SOCIETY- APJ KALAM

OBJECTIVE: To make the learners rediscover India as a land of Knowledge.

OUTCOME: The learners will achieve a higher quality of life, strength and sovereignty of a developed nation.

3. THE SCIENTIFIC POINT OF VIEW- J.B.S. HALDANE

OBJECTIVE: This essay discusses how scientific point of view seeks to arrive at the truth without being biased by emotion.

OUTCOME: This develops in the student the scientific attitude to solve many problems which we find difficult to tackle.

4. PRINCIPLES OF GOOD WRITING:

OBJECTIVE: To inform the learners how to write clearly and logically.

OUTCOME: The learner will be able to think clearly and logically and write clearly and logically.

5. MAN’S PERIL

OBJECTIVE: To inform the learner that all men are in peril.

OUTCOME: The learner will understand that all men can come together and avert the peril.

6. THE DYING SUN—SIR JAMES JEANS

OBJECTIVE: This excerpt from the book “The Mysterious Universe” presents the mysterious nature of the Universe and the stars which present numerous problems to the scientific mind. Sir James Jeans uses a poetic approach to discuss the scientific phenomena.

OUTCOME: This provides the students to think about the scientific phenomena from a different angle and also exposes the readers to poetic expressions.

7. LUCK—MARK TWAIN

OBJECTIVE: This is a short story about a man's public image and his true nature. The theme of the story is that luck can be a factor of life, so that even if one is incompetent but lucky, one can still succeed.

OUTCOME: The story is humourous in that it contains a lot of irony. Thus this develops in the learner understand humourous texts and use of words for irony.

Text Book : 'English Essentials' by Ravindra Publications

NON-DETAILED TEXT:

(From Modern Trailblazers of Orient Blackswan)
(Common single Text book for two semesters)
(Semester I (1 to 4 lessons)/ Semester II (5 to 8 lessons))

1. G.D.Naidu

OBJECTIVE: To inspire the learners by G.D.Naidu's example of inventions and contributions.

OUTCOME: The learner will be in a position to emulate G.D.Naidu and take to practical applications.

2. G.R.Gopinath

OBJECTIVE: To inspire the learners by his example of inventions.

OUTCOME: Like G.R.Gopinath, the learners will be able to achieve much at a low cost and help the common man.

3. Sudhamurthy

OBJECTIVE: To inspire the learners by the unique interests and contributions of Sudha Murthy.

OUTCOME: The learner will take interest in multiple fields of knowledge and make life worthwhile through social service.

4. Vijay Bhatkar

OBJECTIVE: To inspire the learner by his work and studies in different fields of engineering and science.

OUTCOME: The learner will emulate him and produce memorable things.

Text Book : 'Trail Blazers' by Orient Black Swan Pvt. Ltd. Publishers

I Year – I SEMESTER

T	P	C
3+1	0	3

MATHEMATICS – I (DIFFERENTIAL EQUATIONS)**(Common to All Branches)****UNIT I: Differential equations of first order and first degree:**

Linear-Bernoulli-Exact-Reducible to exact.

Applications : Newton's Law of cooling-Law of natural growth and decay-orthogonal trajectories.

Subject Category

ABET Learning Objectives a d e

ABET internal assessments 1 2 6

JNTUK External Evaluation A B E

UNIT II: Linear differential equations of higher order:Non-homogeneous equations of higher order with constant coefficients with RHS term of the type e^{ax} , $\sin ax$, $\cos ax$, polynomials in x , $e^{ax} V(x)$, $xV(x)$.

Applications: LCR circuit, Simple Harmonic motion

Subject Category

ABET Learning Objectives a d e

ABET internal assessments 1 2 6

JNTUK External Evaluation A B E

UNIT III Laplace transforms:

Laplace transforms of standard functions-Shifting Theorems, Transforms of derivatives and integrals – Unit step function –Dirac's delta function- Inverse Laplace transforms– Convolution theorem (with out proof).

Application: Solutions of ordinary differential equations using Laplace transforms.

Subject Category

ABET Learning Objectives a e

ABET internal assessments 1 2 6

JNTUK External Evaluation A B E

UNIT IV Partial differentiation:

Introduction- Total derivative-Chain rule-Generalized Mean Value theorem for single variable (without proof)-Taylors and Mc Laurent's series for two variables– Functional dependence- Jacobian.

Applications: Maxima and Minima of functions of two variables with constraints and without constraints.

Subject Category

ABET Learning Objectives a c e

ABET internal assessments 1 2 6

JNTUK External Evaluation A B E

UNIT V First order Partial differential equations:

Formation of partial differential equations by elimination of arbitrary constants and arbitrary functions –solutions of first order linear (Lagrange) equation and nonlinear (standard type) equations

Subject Category

ABET Learning Objectives a e

ABET internal assessments 1 2 6

JNTUK External Evaluation A B E

UNIT VI Higher order Partial differential equations:

Solutions of Linear Partial differential equations with constant coefficients-
Method of separation of Variables

Applications : One- dimensional Wave, Heat equations - two-dimensional Laplace Equation.

Subject Category

ABET Learning Objectives a e

ABET internal assessments 1 2 6

JNTUK External Evaluation B E

Books:

1. **B.S.GREWAL**, Higher Engineering Mathematics, 42nd Edition, Khanna Publishers
2. **ERWIN KREYSZIG**, Advanced Engineering Mathematics, 9th Edition, Wiley-India
3. **GREENBERG**, Advanced Engineering Mathematics, 2nd edition, Pearson edn
4. **DEAN G. DUFFY**, Advanced engineering mathematics with MATLAB, CRC Press
5. **PETER O’NEIL**, advanced Engineering Mathematics, Cengage Learning.

Subject Category	ABET Learning Objectives	ABET Internal Assessments	JNTUK External Evaluation	Remarks
Theory Design Analysis Algorithms Drawing Others	<p>a) Apply knowledge of math, science, & engineering</p> <p>b) Design & conduct experiments, analyze & interpret data</p> <p>c) Design a system/process to meet desired needs within economic, social, political, ethical, health/safety, manufacturability, & sustainability constraints</p> <p>d) Function on multidisciplinary teams</p> <p>e) Identify, formulate, & solve engineering problems</p> <p>f) Understand professional & ethical responsibilities</p> <p>g) Communicate effectively</p> <p>h) Understand impact of engineering</p>	<p>1. Objective tests</p> <p>2. Essay questions tests</p> <p>3. Peer tutoring based</p> <p>4. Simulation based</p> <p>5. Design oriented</p> <p>6. Problem based</p> <p>7. Experiential (project based) based</p> <p>8. Lab work or field work based</p> <p>9. Presentation based</p> <p>10. Case Studies based</p> <p>11. Role-play based</p> <p>12. Portfolio based</p>	<p>A. Questions should have:</p> <p>B. Definitions, Principle of operation or philosophy of concept.</p> <p>C. Mathematical treatment, derivations, analysis, synthesis, numerical problems with inference.</p> <p>D. Design oriented problems</p> <p>E. Trouble shooting type of questions</p> <p>F. Applications related questions</p> <p>G. Brain storming questions</p>	

	<p>solutions in global, economic, environmental, & societal context</p> <p>i) Recognize need for & be able to engage in lifelong learning</p> <p>j) Know contemporary issues</p> <p>k) Use techniques, skills, modern tools for engineering practices</p>			
--	-------------------------------------------------------------------------------------------------------------------------------------------------------------------------------------------------------------------------------------------------------------------	--	--	--

I Year – I SEMESTER

T	P	C
3+1	0	3

MATHEMATICS – II
(MATHEMATICAL METHODS)

(Common to All Branches)

UNIT I Solution of Algebraic and Transcendental Equations:

Introduction- Bisection Method – Method of False Position – Iteration Method – Newton-Raphson Method (One variable and Simultaneous Equations)

Subject Category

ABET Learning Objectives a e k

ABET internal assessments 1 2 4 6

JNTUK External Evaluation A B E

UNIT II Interpolation:

Introduction- Errors in Polynomial Interpolation – Finite differences- Forward Differences- Backward differences –Central differences – Symbolic relations and separation of symbols-Differences of a polynomial-Newton's formulae for interpolation – Interpolation with unevenly spaced points - Lagrange's Interpolation formula

Subject Category

ABET Learning Objectives a e

ABET internal assessments 1 2 4 6

JNTUK External Evaluation A B E

UNIT III Numerical solution of Ordinary Differential equations:

Solution by Taylor's series-Picard's Method of successive Approximations-Euler's Method-Runge-Kutta Methods

Subject Category

ABET Learning Objectives a e

ABET internal assessments 1 2 4 6

JNTUK External Evaluation A B E

UNIT IV Fourier Series:

Introduction- Determination of Fourier coefficients – even and odd functions –change of interval– Half-range sine and cosine series application: Amplitude, spectrum of a periodic function

Subject Category

ABET Learning Objectives a e d

ABET internal assessments 1 2 6

JNTUK External Evaluation A B E

UNIT V Fourier Transforms:

Fourier integral theorem (only statement) – Fourier sine and cosine integrals - sine and cosine transforms – properties – inverse transforms – Finite Fourier transforms

Subject Category

ABET Learning Objectives a d e k

ABET internal assessments 1 2 6

JNTUK External Evaluation A B E

UNIT VI Z-transform:

Introduction– properties – Damping rule – Shifting rule – Initial and final value theorems -Inverse z transform- -Convolution theorem – Solution of difference equation by Z -transforms.

Subject Category

ABET Learning Objectives a b e k

ABET internal assessments 1 2 6

JNTUK External Evaluation A B E

BOOKS:

1. **B.S. GREWAL**, Higher Engineering Mathematics, 42nd Edition, Khanna Publishers
2. **DEAN G. DUFFY**, Advanced Engineering Mathematics with MATLAB, CRC Press
3. **V.RAVINDRANATH and P. VIJAYALAXMI**, Mathematical Methods, Himalaya Publishing House
4. **ERWYN KREYSZIG**, Advanced Engineering Mathematics, 9th Edition, Wiley-India

Subject Category	ABET Learning Objectives	ABET Internal Assessments	JNTUK External Evaluation	Remarks
Theory Design Analysis Algorithms Drawing Others	a) Apply knowledge of math, science, & engineering b) Design & conduct experiments, analyze & interpret data c) Design a system/process to meet desired needs within economic, social, political, ethical, health/safety, manufacturability, & sustainability constraints d) Function on multidisciplinary teams e) Identify, formulate, & solve engineering problems f) Understand professional & ethical responsibilities	1. Objective tests 2. Essay questions tests 3. Peer tutoring based 4. Simulation based 5. Design oriented 6. Problem based 7. Experiential (project based) based 8. Lab work or field work based 9. Presentation based 10. Case Studies based 11. Role-play based 12. Portfolio based	A. Questions should have: B. Definitions, Principle of operation or philosophy of concept. C. Mathematical treatment, derivations, analysis, synthesis, numerical problems with inference. D. Design oriented problems E. Troubleshooting type of questions F. Applications related questions G. Brainstorming questions	

	<ul style="list-style-type: none">g) Communicate effectivelyh) Understand impact of engineering solutions in global, economic, environmental, & societal contexti) Recognize need for & be able to engage in lifelong learningj) Know contemporary issuesk) Use techniques, skills, modern tools for engineering practices			
--	--------------------------------------------------------------------------------------------------------------------------------------------------------------------------------------------------------------------------------------------------------------------------------------------------------------------------------------------------------------------------------------	--	--	--

I Year – I SEMESTER

T	P	C
3+1	0	3

ENGINEERING PHYSICS

UNIT-I

PHYSICAL OPTICS FOR INSTRUMENTS

“Objective Designing an instrument and enhancing the resolution for its operation would be effective as achieved through study of applicational aspects of physical Optics”

INTERFACE : Introduction – Interference in thin films by reflection – Newton’s rings.

DIFFRACTION : Introduction – Fraunhofer diffraction - Fraunhofer diffraction at double slit (qualitative) – Diffraction grating – Grating spectrum – Resolving power of a grating – Rayleigh’s criterion for resolving power.

POLARIZATION : Introduction – Types of Polarization – Double refraction – Quarter wave plate ad Half Wave plate.

UNIT-II

COHERENT OPTICS – COMMUNICATIONS AND STRUCTURE OF MATERIALS

Objectives while lasers are trusted Non-linear coherent sources established for the fitness of instrumentation, establishing a structure property relationship for materials requires allotment of an equivalent footing in convening the physics knowledge base.

LASERS: Introduction – coherent sources – Characteristics of lasers – Spontaneous and Stimulated emission of radiation – Einstein’s coefficients – Population inversion – Three and Four level pumping schemes – Ruby laser – Helium Neon laser.

FIBER OPTICS : Introduction – Principle of Optical Fiber – Acceptance angle and acceptance cone – Numerical aperture.

CRYSTALLOGRAPHY : Introduction – Space lattice – Basis – Unit Cell – Lattice parameters – Bravais lattices – Crystal systems – Structures and packing fractions of SC,BCC and FCC

X-RAY DIFFRACTION TECHNIQUES : Directions and planes in crystals – Miller indices – Separation between successive [h k l] planes – Bragg’s law.

UNIT-III

MAGNETIC, ELECTRIC FIELD RESPONSE OF MATERIALS & SUPERCONDUCTIVITY

Objective: Many of the Electrical or Electronic gadgets are designed basing on the response of naturally abundant and artificially made materials, while their response to E- or H- fields controls their performance.

MAGNETIC PROPERTIES : Magnetic permeability – Magnetization – Organ or magnetic moment – Classification of Magnetic materials – Dir, para, Ferro, anti ferro and ferri-magnetism – Hysteresis curve

DIELECTRIC PROPERTIES : Introduction – Dielectric constant – Electronic, ionic and orientational polarization – internal fields – Clausius – Mossotti equation – Dielectric loss, Breakdown and Strength.

SUPERCONDUCTIVITY : General properties – Meissner effect – Type I and Type II superconductors – BCS Theory Flux quantization London's equations – Penetration depth – DC and AC Josephson effects – SQUIDS.

UNIT – IV

ACOUSTICS AND EM – FIELDS:

Objective: The utility and nuances of ever pervading SHM and its consequences would be the first hand-on to as it clearly conveyed through the detailed studies of Acoustics of Buildings, while vectorial concepts of EM fields paves the student to gear – up for a deeper understanding.

ACOUSTICS:___ Sound absorption, absorption coefficient and its measurements, Reverberations time – Sabine's formula, Eyring's formula.

ELECTRO-MAGNETIC FIELDS: Gauss and stokes theorems (qualitative) – Fundamental laws of electromagnetism – Maxwell's Electromagnetic Equations (Calculus approach).

UNIT – V

QUANTUM MECHANICS FOR ELECTRONIC TRANSPORT

Objective: The discrepancy between classical estimates and laboratory observations of physical properties exhibited by materials would be lifted out through the understanding quantum picture of sub-atomic world dominated by electron and its presence.

QUANTUM MECHANICS: Introduction to matter waves – Schrodinger Time Independent and Time Dependent wave equations – Particle in a box.

FREE ELECTRON THEORY: Classical free electron theory – electrical conductivity – Mean free path – Relaxation time and drift velocity – Quantum free electron theory – Fermi – Dirac (analytical) and its dependence

on temperature – Fermi energy – density of states – derivations for current density.

BAND THEORY OF SOLIDS: Bloch theorem (qualitative) – Kronig – Penney model – Origin of energy band formation in solids – Classification of materials into conductors, semi – conductors & insulators – Concepts of effective mass of electron - concept of hole.

UNIT – VI

SEMICONDUCTOR PHYSICS:

Objective: In the wake of ever increasing demand for the space and power the watch word “small is beautiful”, understanding the physics of electronic transport as underlying mechanism for appliances would provide a knowledge base.

Introduction – Intrinsic semiconductor and carrier concentration – Equation for conductivity – Extrinsic semiconductor and carrier concentration – Drift and diffusion – Einstein’s equation – Hall Effect – direct & indirect band gap semiconductors – Electronic transport Mechanism for LEDs, Photo conductors and solar cells.

TEXT BOOKS

1. Solid state Physics by A.J. Dekker (Mc Millan India Ltd.) .
2. A text book of Engineering Physics by M.N. Avadhanulu & P.G. Kshirasagar (S. Chand publications).
3. Engineering Physics by M.R. Srinivasan (New Age international publishers).

REFERENCE BOOKS

1. ‘Introduction to solid state physics’ by Charles Kittel (Willey India Pvt. Ltd).
2. ‘Applied Physics’ by T. Bhimasenkarlam (BSP BH Publications)
3. ‘Applied Physics’ by M.Arumugam (Anuradha Agencies)
4. ‘Engineering Physics’ by Palanisamy (Scitech Publishers)
5. ‘Engineering Physics’ by D.K.Bhattacharya (Oxford University press).
6. ‘Engineering Physics’ by Mani Naidu S (Pearson Publications)
7. ‘Engineering Physics’ by Sanjay D Jain and Girish G Sahasrabudhe (University Press).
8. ‘Engineering Physics’ by B.K.Pandey & S. Chaturvedi (Cengage Learning).

I Year – I SEMESTER

T	P	C
3+1	0	3

Professional Ethics and Human Values**UNIT I : Human Values:**

Morals, Values and Ethics – Integrity – Work Ethics – Service Learning – Civic Virtue – Respect for others – Living Peacefully – Caring – Sharing – Honesty – Courage – Value time – Co-operation – Commitment – Empathy – Self-confidence – Spirituality- Character.

UNIT II : Engineering Ethics:

The History of Ethics-Purposes for Engineering Ethics-Engineering Ethics-Consensus and Controversy –Professional and Professionalism –Professional Roles to be played by an Engineer –Self Interest, Customs and Religion-Uses of Ethical Theories-Professional Ethics-Types of Inquiry – Engineering and Ethics-Kohlberg’s Theory – Gilligan’s Argument –Heinz’s Dilemma.

UNIT III : Engineering as Social Experimentation:

Comparison with Standard Experiments – Knowledge gained – Conscientiousness – Relevant Information – Learning from the Past – Engineers as Managers, Consultants, and Leaders – Accountability – Role of Codes – Codes and Experimental Nature of Engineering.

UNIT IV : Engineers’ Responsibility for Safety and Risk:

Safety and Risk, Concept of Safety – Types of Risks – Voluntary v/s Involuntary Risk- Short term v/s Long term Consequences- Expected Probability- Reversible Effects- Threshold Levels for Risk- Delayed v/s Immediate Risk- Safety and the Engineer – Designing for Safety – Risk-Benefit Analysis-Accidents.

UNIT V : Engineers’ Responsibilities and Rights:

Collegiality-Techniques for Achieving Collegiality –Two Senses of Loyalty-obligations of Loyalty-misguided Loyalty – professionalism and Loyalty-Professional Rights –Professional Responsibilities – confidential and proprietary information-Conflict of Interest-solving conflict problems – Self-interest, Customs and Religion- Ethical egoism-Collective bargaining-Confidentiality-Acceptance of Bribes/Gifts-when is a Gift and a Bribe-examples of Gifts v/s Bribes-problem solving-interests in other companies-Occupational Crimes-industrial espionage-price fixing-endangering lives-Whistle Blowing-types of whistle blowing-when should it be attempted-preventing whistle blowing.

UNIT VI : Global Issues:

Globalization- Cross-culture Issues-Environmental Ethics-Computer Ethics-computers as the instrument of Unethical behaviour-computers as the object of Unethical Acts-autonomous computers-computer codes of Ethics-Weapons Development-Ethics and Research-Analysing Ethical Problems in Research-Intellectual Property Rights.

Text Books:

1. “Engineering Ethics and Human Values” by M.Govindarajan, S.Natarajan and V.S.SenthilKumar-PHI Learning Pvt. Ltd-2009.
2. “Professional Ethics and Morals” by Prof.A.R.Aryasri, Dharanikota Suyodhana-Maruthi Publications.
3. “Professional Ethics and Human Values” by A.Alavudeen, R.Kalil Rahman and M.Jayakumaran- Laxmi Publications.
4. “Professional Ethics and Human Values” by Prof. D.R. Kiran.
5. “Indian Culture, Values and Professional Ethics” by PSR Murthy-BS Publication.
6. “Ethics in Engineering” by Mike W. Martin and Roland Schinzinger – Tata McGraw-Hill – 2003.
7. “Engineering Ethics” by Harris, Pritchard and Rabins, CENGAGE Learning, India Edition, 2009.

I Year – I SEMESTER

T	P	C
3+1	0	3

ENGINEERING DRAWING

Objective: Engineering drawing being the principle method of communication for engineers, the objective to introduce the students, the techniques of constructing the various types of polygons, curves and scales. The objective is also to visualize and represent the 3D objects in 2D planes with proper dimensioning, scaling etc.

UNIT I

Objective: The objective is to introduce the use and the application of drawing instruments and to make the students construct the polygons, curves and various types of scales. The student will be able to understand the need to enlarge or reduce the size of objects in representing them.

Polygons, Construction of regular polygons using given length of a side; Ellipse, arcs of circles and Oblong methods; Scales – Vernier and Diagonal scales.

UNIT II

Objective: The objective is to introduce orthographic projections and to project the points and lines parallel to one plane and inclined to other.

Introduction to orthographic projections; projections of points; projections of straight lines parallel to both the planes; projections of straight lines – parallel to one plane and inclined to the other plane.

UNIT III

Objective: The objective is to make the students draw the projections of the lines inclined to both the planes.

Projections of straight lines inclined to both the planes, determination of true lengths, angle of inclinations and traces.

UNIT IV

Objective: The objective is to make the students draw the projections of the plane inclined to both the planes.

Projections of planes: regular planes perpendicular/parallel to one plane and inclined to the other reference plane; inclined to both the reference planes.

UNIT V

Objective: The objective is to make the students draw the projections of the various types of solids in different positions inclined to one of the planes.

Projections of Solids – Prisms, Pyramids, Cones and Cylinders with the axis inclined to one of the planes.

UNIT VI

Objective: The objective is to represent the object in 3D view through isometric views. The student will be able to represent and convert the isometric view to orthographic view and vice versa.

Conversion of isometric views to orthographic views; Conversion of orthographic views to isometric views.

TEXT BOOKS:

1. Engineering Drawing by N.D. Butt, Chariot Publications
2. Engineering Drawing by K.L.Narayana & P. Kannaiah, Scitech Publishers.
3. Engineering Graphics by PI Varghese, McGrawHill Publishers

REFERENCE BOOKS:

1. Engineering Graphics for Degree by K.C. John, PHI Publishers
2. Engineering Drawing by Agarwal & Agarwal, Tata McGraw Hill Publishers.
3. Engineering Drawing + AutoCad – K Venugopal, V. Prabhu Raja, New Age.

I Year – I SEMESTER

T P C
0 3 2

ENGLISH – COMMUNICATION SKILLS LAB – I

Suggested Lab Manuals:

OBJECTIVE: To impart to the learner the skills of grammar as well as communication through listening, speaking, reading, and writing including soft, that is life skills.

BASIC COMMUNICATION SKILLS

UNIT 1	A. Greeting and Introductions B. Pure Vowels
UNIT 2	A. Asking for information and Requests B. Diphthongs
UNIT 3	A. Invitations B. Consonants
UNIT 4	A. Commands and Instructions B. Accent and Rhythm
UNIT 5	A. Suggestions and Opinions B. Intonation

Text Book:

‘Strengthen your Communication Skills’ Part-A by Maruthi Publications

Reference Books:

1. INFOTECH English (Maruthi Publications)
2. Personality Development and Soft Skills (Oxford University Press, New Delhi).

I Year – I SEMESTER**T P C**
0 3 2**ENGINEERING PHYSICS LAB****List of Experiments**

1. Determination of wavelength of a source-Diffraction Grating-Normal incidence
2. Newton's rings –Radius of Curvature of Plano_Convex Lens.
3. Determination of thickness of a thin object using parallel interference fringes.
4. Determination of Rigidity modulus of a material- Torsional Pendulum.
5. Determination of Acceleration due to Gravity and Radius of Gyration- Compound Pendulum.
6. Melde's experiment – Transverse and Longitudinal modes.
7. Verification of laws of stretched string – Sonometer.
8. Determination of velocity of sound – Volume resonator.
9. L C R Senes Resonance Circuit
10. Study of I/V Characteristics of Semiconductor diode
11. I/V characteristics of Zener diode
12. Thermistor characteristics – Temperature Coefficient
13. Magnetic field along the axis of a current carrying coil – Stewart and Gee's apparatus.
14. Energy Band gap of a Semiconductor p.n junction.
15. Hall Effect for semiconductor.

REFERENCE:

1. Engineering Physics Lab Manual by Dr. Y. Aparna & Dr. K.Venkateswarao (V.G.S.Book links).
2. Physics practical manual, Lorven Publications.

I Year – I SEMESTER

T P C
0 2 0

Engineering Physics
Virtual Labs - Assignments

List of Experiments

1. Hall Effect
2. Crystal Structure
3. Hysteresis
4. Brewster's angle
5. Magnetic Levitation / SQUID
6. Numerical Aperture of Optical fiber
7. Photoelectric Effect
8. Simple Harmonic Motion
9. Damped Harmonic Motion
10. LASER – Beam Divergence and Spot size

URL : WWW.vlab.co.in

I Year – I SEMESTER

T	P	C
0	3	2

ENGINEERING WORKSHOP & IT WORKSHOP**ENGINEERING WORKSHOP:**

Course Objective: To impart hands-on practice on basic engineering trades and skills.

Note: At least two exercises to be done from each trade.

Trade:

- | | |
|---------------------|----------------------------------------------------------------------------------------------------------------------------------------------------------------------------------------------------------------|
| Carpentry | <ol style="list-style-type: none"> 1. T-Lap Joint 2. Cross Lap Joint 3. Dovetail Joint 4. Mortise and Tennon Joint |
| Fitting | <ol style="list-style-type: none"> 1. Vee Fit 2. Square Fit 3. Half Round Fit 4. Dovetail Fit |
| Black Smithy | <ol style="list-style-type: none"> 1. Round rod to Square 2. S-Hook 3. Round Rod to Flat Ring 4. Round Rod to Square headed bolt |
| House Wiring | <ol style="list-style-type: none"> 1. Parallel / Series Connection of three bulbs 2. Stair Case wiring 3. Florescent Lamp Fitting 4. Measurement of Earth Resistance |
| Tin Smithy | <ol style="list-style-type: none"> 1. Taper Tray 2. Square Box without lid 3. Open Scoop 4. Funnel |

IT WORKSHOP:

Objectives: Enabling the student to understand basic hardware and software tools through practical exposure.

PC Hardware:

Identification of basic peripherals, assembling a PC, installation of system software like MS Windows, device drivers. Troubleshooting Hardware and software _ some tips and tricks.

Internet & World Wide Web:

Different ways of hooking the PC on to the internet from home and workplace and effectively usage of the internet, web browsers, email, newsgroups and discussion forums .Awareness of cyber hygiene(protecting the personal computer from getting infected with the viruses), worms and other cyber attacks.

Productivity tools Crafting professional word documents; excel spread sheets, power point presentations and personal web sites using the Microsoft suite of office tools .

(Note: Student should be thoroughly exposed to minimum of 12 Tasks)

PC Hardware**Task 1: Identification of the peripherals of a computer.**

To prepare a report containing the block diagram of the CPU along with the configuration of each peripheral and its functions. Description of various I/O Devices

Task 2 (Optional) : A practice on disassembling the components of a PC and assembling them to back to working condition.

Task 3: Examples of Operating systems- DOS, MS Windows, Installation of MS windows on a PC.

Task 4: Introduction to Memory and Storage Devices , I/O Port, Device Drivers, Assemblers, Compilers, Interpreters , Linkers, Loaders.

Task 5:**Hardware Troubleshooting (Demonstration):**

Identification of a problem and fixing a defective PC (improper assembly or defective peripherals).

Software Troubleshooting (Demonstration): Identification of a problem and fixing the PC for any software issues.

Internet & Networking Infrastructure

Task 6: Demonstrating Importance of Networking, Transmission Media, Networking Devices- Gateway, Routers, Hub, Bridge, NIC ,Bluetooth Technology, Wireless Technology, Modem, DSL, Dialup Connection.

Orientation & Connectivity Boot Camp and web browsing: Students are trained to configure the network settings to connect to the Internet. They are trained to demonstrate the same through web browsing (including all tool bar options) and email access.

Task 7: Search Engines & Netiquette:

Students are enabled to use search engines for simple search, academic search and any other context based search (Bing, Google etc). Students are

acquainted to the principles of micro-blogging, wiki, collaboration using social networks, participating in online technology forums

Task 8: Cyber Hygiene (Demonstration): Awareness of various threats on the internet. Importance of security patch updates and anti-virus solutions. Ethical Hacking, Firewalls, Multi-factor authentication techniques including Smartcard, Biometrics are also practiced.

Word

Task 9 : MS Word Orientation:

Accessing, overview of toolbars, saving files, Using help and resources, rulers, formatting, Drop Cap, Applying Text effects, Using Character Spacing, OLE in Word, using templates, Borders and Colors, Inserting Header and Footer, Using Date and Time option, security features in word, converting documents while saving.

Task 10: Creating project : Abstract Features to be covered:-Formatting Styles, Inserting table, Bullets and Numbering, Changing Text Direction, Cell alignment, Footnote, Hyperlink, Symbols, Spell Check , Track Changes, Images from files and clipart, Drawing toolbar and Word Art, Formatting Images, Textboxes and Paragraphs.

Excel

Task 11: Using spread sheet features of EXCEL including the macros, formulae, pivot tables, graphical representations.

Creating a Scheduler - Features to be covered:- Gridlines, Format Cells, Summation, auto fill, Formatting Text.

LOOKUP/VLOOKUP

Task 12: Performance Analysis - Features to be covered:- Split cells, freeze panes, group and outline, Sorting, Boolean and logical operators, Conditional formatting.

Power Point

Task 13: Students will be working on basic power point utilities and tools which help them create basic power point presentation. Topic covered during this week includes :- PPT Orientation, Slide Layouts, Inserting Text, Word Art, Formatting Text, Bullets and Numbering, Auto Shapes, Lines and Arrows, Hyperlinks, Inserting –Images, Clip Art, Tables and Charts in Powerpoint.

Task 14: Focusing on the power and potential of Microsoft power point. Helps them learn best practices in designing and preparing power point presentation. Topic covered during this week includes: - Master Layouts (slide, template, and notes), Types of views (basic, presentation, slide slotter, notes etc), Inserting – Background, textures, Design Templates, Hidden slides, OLE in PPT.

TEXT BOOK:

Faculty to consolidate the workshop manuals using the following references

1. Computer Fundamentals, Anita Goel, Pearson
2. Scott Mueller's Upgrading and Repairing PCs, 18/e, Scott. Mueller, QUE, Pearson, 2008
3. Information Technology Workshop, 3e, G Praveen Babu, M V Narayana BS Publications.
4. Comdex Information Technology , Vikas Gupta, dreamtech.

REFERENCE BOOK:

1. Essential Computer and IT Fundamentals for Engineering and Science Students, Dr. N.B. Venkateswarlu.
2. PC Hardware trouble shooting made easy, TMH.

I Year – II SEMESTER

T P C
3+1 0 3

ENGLISH –II
(Common to All Branches)

DETAILED TEXT-II : Sure Outcomes: English for Engineers and Technologists **Recommended Topics :**

1. TECHNOLOGY WITH A HUMAN FACE

OBJECTIVE: To make the learner understand how modern life has been shaped by technology.

OUTCOME: The proposed technology is people's technology. It serves the human person instead of making him the servant of machines.

2. CLIMATE CHANGE AND HUMAN STRATEGY

OBJECTIVE: To make the learner understand how the unequal heating of earth's surface by the Sun, an atmospheric circulation pattern is developed and maintained.

OUTCOME: The learner's understand that climate must be preserved.

3. EMERGING TECHNOLOGIES

OBJECTIVE: To introduce the technologies of the 20th century and 21st centuries to the learners.

OUTCOME: The learner will adopt the applications of modern technologies such as nanotechnology.

4. WATER- THE ELIXIR OF LIFE

OBJECTIVE: To inform the learner of the various advantages and characteristics of water.

OUTCOME: The learners will understand that water is the elixir of life.

5. THE SECRET OF WORK

OBJECTIVE:: In this lesson, Swami Vivekananda highlights the importance of work for any development.

OUTCOME: The students will learn to work hard with devotion and dedication.

6. WORK BRINGS SOLACE

OBJECTIVE: In this lesson Abdul Kalam highlights the advantage of work.

OUTCOME: The students will understand the advantages of work. They will overcome their personal problems and address themselves to national and other problems.

Text Book : ‘Sure Outcomes’ by Orient Black Swan Pvt. Ltd. Publishers

NON-DETAILED TEXT:

(From Modern Trailblazers of Orient Blackswan)
(Common single Text book for two semesters)
(Semester I (1 to 4 lessons) / Semester II (5 to 8 lessons))

5. J.C. Bose

OBJECTIVE: To apprise of J.C.Bose’s original contributions.

OUTCOME: The learner will be inspired by Bose’s achievements so that he may start his own original work.

6. Homi Jehangir Bhaba

OBJECTIVE: To show Bhabha as the originator of nuclear experiments in India.

OUTCOME: The learner will be inspired by Bhabha’s achievements so as to make his own experiments.

7. Vikram Sarabhai

OBJECTIVE: To inform the learner of the pioneering experiments conducted by Sarabhai in nuclear energy and relevance of space programmes.

OUTCOME: The learner will realize that development is impossible without scientific research.

8. A Shadow- R.K.Narayan

OBJECTIVE: To expose the reader to the pleasure of the humorous story

OUTCOME: The learner will be in a position to appreciate the art of writing a short story and try his hand at it.

Text Book : ‘Trail Blazers’ by Orient Black Swan Pvt. Ltd. Publishers

I Year – II SEMESTER

T P C
3+1 0 3

MATHEMATICS – III
(LINEAR ALGEBRA & VECTOR CALCULUS)
(Common to All Branches)

UNIT I Linear systems of equations:

Rank-Echelon form, Normal form – Solution of Linear Systems – Direct Methods- Gauss Elimination - Gauss Jordon and Gauss Seidal Methods.

Application: Finding the current in a electrical circuit.

Subject Category

ABET Learning Objectives a e k

ABET internal assessments 1 2 6 4

JNTUK External Evaluation A B E

UNIT II Eigen values - Eigen vectors and Quadratic forms:

Eigen values - Eigen vectors– Properties – Cayley-Hamilton Theorem - Inverse and powers of a matrix by using Cayley-Hamilton theorem- Quadratic forms- Reduction of quadratic form to canonical form – Rank - Positive, negative definite - semi definite - index – signature.

Application: Free vibration of a two-mass system.

Subject Category

ABET Learning Objectives a d e k

ABET internal assessments 1 2 4 6

JNTUK External Evaluation A B E

UNIT III Multiple integrals:

Review concepts of Curve tracing (Cartesian - Polar and Parametric curves).

Applications of Integration to Lengths, Volumes and Surface areas of revolution in Cartesian and Polar Coordinates.

Multiple integrals - double and triple integrals – change of variables – Change of order of Integration

Application: Moments of inertia

Subject Category

ABET Learning Objectives a e d

ABET internal assessments 1 2 6

JNTUK External Evaluation A B E

UNIT IV Special functions:

Beta and Gamma functions- Properties - Relation between Beta and Gamma functions- Evaluation of improper integrals.

Application: Evaluation of integrals

Subject Category

ABET Learning Objectives a e

ABET internal assessments 1 2 6

JNTUK External Evaluation A B E

UNIT V Vector Differentiation:

Gradient- Divergence- Curl - Laplacian and second order operators -Vector identities.

Application: Equation of continuity, potential surfaces

Subject Category

ABET Learning Objectives a e

ABET internal assessments 1 2 6

JNTUK External Evaluation A B E

UNIT VI Vector Integration:

Line integral – work done – Potential function – area- surface and volume integrals Vector integral theorems: Greens, Stokes and Gauss Divergence Theorems (Without proof) and related problems.

application: work done, Force

Subject Category

ABET Learning Objectives a e

ABET internal assessments 1 2 6

JNTUK External Evaluation A B E

BOOKS:

1. **GREENBERG**, Advanced Engineering Mathematics, 9th Edition, Wiley-India.
2. **B.V. RAMANA**, Higher Engineering Mathematics, Tata Mc Grawhill.
3. **ERWIN KREYSZIG**, Advanced Engineering Mathematics, 9th Edition, Wiley-India.
4. **PETER O'NEIL**, Advanced Engineering Mathematics, Cengage Learning.
5. **D.W. JORDAN AND T. SMITH**, Mathematical Techniques, Oxford University Press.

Subject Category	ABET Learning Objectives	ABET Internal Assessments	JNTUK External Evaluation	Remarks
Theory Design Analysis Algorithms Drawing Others	a) Apply knowledge of math, science, & engineering b) Design & conduct experiments, analyze & interpret data c) Design a system/process to meet desired needs within economic, social, political, ethical, health/safety, manufacturability, & sustainability constraints d) Function on multidisciplinary teams e) Identify, formulate, & solve engineering problems f) Understand professional & ethical responsibilities g) Communicate effectively h) Understand impact of engineering solutions in global,	1. Objective tests 2. Essay questions tests 3. Peer tutoring based 4. Simulation based 5. Design oriented 6. Problem based 7. Experiential (project based) based 8. Lab work or field work based 9. Presentation based 10. Case Studies based 11. Role-play based 12. Portfolio based	A. Questions should have: B. Definitions, Principle of operation or philosophy of concept. C. Mathematical treatment, derivations, analysis, synthesis, numerical problems with inference. D. Design oriented problems E. Trouble shooting type of questions F. Applications related questions G. Brain storming questions	

	<p>economic, environmental, & societal context</p> <p>i) Recognize need for & be able to engage in lifelong learning</p> <p>j) Know contemporary issues</p> <p>k) Use techniques, skills, modern tools for engineering practices</p>			
--	----------------------------------------------------------------------------------------------------------------------------------------------------------------------------------------------------------------------------------------------	--	--	--

I Year – II SEMESTER

T	P	C
3+1	0	3

ENGINEERING CHEMISTRY**UNIT-I: WATER TECHNOLOGY**

Hard Water – Estimation of hardness by EDTA method – Potable water- Sterilization and Disinfection – Boiler feed water – Boiler troubles – Priming and foaming , scale formation, corrosion, caustic embrittlement, turbine deposits – Softening of water – Lime soda, Zeolite processes – Reverse osmosis – Electro Dialysis, Ion exchange process.

Objectives : For prospective engineers knowledge about water used in industries (boilers etc.) and for drinking purposes is useful; hence chemistry of hard water, boiler troubles and modern methods of softening hard water is introduced.

UNIT-II : ELECTROCHEMISTRY

Concept of Ionic conductance – Ionic Mobilities – Applications of Kohlrausch law – Conductometric titrations – Galvanic cells – Electrode potentials – Nernst equation – Electrochemical series – Potentiometric titrations – Concentration cells – Ion selective electrode –Glass electrodes – Fluoride electrode; Batteries and Fuel cells.

Objectives : Knowledge of galvanic cells, electrode potentials, concentration cells is necessary for engineers to understand corrosion problem and its control ; also this knowledge helps in understanding modern bio-sensors, fuel cells and improve them.

UNIT-III : CORROSION

Causes and effects of corrosion – theories of corrosion (dry, chemical and electrochemical corrosion) – Factors affecting corrosion – Corrosion control methods – Cathodic protection –Sacrificial Anodic, Impressed current methods – Surface coatings – Methods of application on metals (Hot dipping, Galvanizing, tinning, Cladding, Electroplating, Electroless plating) – Organic surface coatings – Paints – Their constituents and their functions.

Objectives : the problems associated with corrosion are well known and the engineers must be aware of these problems and also how to counter them

UNIT-IV : HIGH POLYMERS

Types of Polymerization – Stereo regular Polymers – Physical and Mechanical properties of polymers – Plastics – Thermoplastics and thermo setting plastics – Compounding and Fabrication of plastics – Preparation and

properties of Polyethylene, PVC and Bakelite – Elastomers – Rubber and Vulcanization – Synthetic rubbers – Styrene butadiene rubber – Thiokol – applications.

Objectives : Plastics are materials used very widely as engineering materials. An understanding of properties particularly physical and mechanical properties of polymers / plastics / elastomers helps in selecting suitable materials for different purposes.

UNIT-V : FUELS

Coal – Proximate and ultimate analysis – Numerical problems based on analysis – Calorific value – HCV and LCV – Problems based on calorific values; petroleum – Refining – Cracking – Petrol – Diesel knocking; Gaseous fuels – Natural gas – LPG, CNG – Combustion – Problems on air requirements.

Objectives : A board understanding of the more important fuels employed on a large scale is necessary for all engineer to understand energy – related problems and solve them.

UNIT-VI : CHEMISTRY OF ADVANCED MATERIALS

Nanomaterials (Preparation of carbon nanotubes and fullerenes – Properties of nanomaterials – Engineering applications) – Liquid crystals (Types – Application in LCD and Engineering Applications) – Fiber reinforced plastics – Biodegradable polymers – Conducting polymers – Solar cells (Solar heaters – Photo voltaic cells – Solar reflectors – Green house concepts – Green chemistry (Methods for green synthesis and Applications) – Cement – Hardening and setting – Deterioration of cement concrete.

Objectives : With the knowledge available now, future engineers should know at least some of the advanced materials that are becoming available. Hence some of them are introduced here.

TEXT BOOKS

1. Jain and Jain (Latest Edition), Engineering Chemistry, Dhanpat Rai Publishing company Ltd.
2. N.Y.S.Murthy, V.Anuradha, KRamaRao “A Text Book of Engineering Chemistry”, Maruthi Publications.
3. C.Parameswara Murthy, C.V.Agarwal, Adhra Naidu (2006) Text Book of Engineering Chemistry, B.S. Publications.
4. B.Sivasankar (2010), Engineering Chemistry, Mc Graw-Hill companies.
5. Ch.Venkata Ramana Reddy and Ramadevi (2013), Engineering Chemistry, Cengage Learning.

REFERENCES

1. S.S. Dara (2013) Text Book of Engineering Chemistry, S.Chand Technical Series.
2. K.Sesha Maheswaramma and Mridula Chugh (2013), Engineering Chemistry, Pearson Publications.
3. R.Gopalan, D.Venkatappayya, Sulochana Nagarajan (2011), Text Book of Engineering Chemistry, Vikas Publications.
4. B.Viswanathan and M.Aulice Scibioh (2009), Fuel Cells, Principals and applications, University Press.

I Year – II SEMESTER**T P C**
3+1 0 3**ENGINEERING MECHANICS**

Objectives: The students completing this course are expected to understand the concepts of forces and its resolution in different planes, resultant of force system, Forces acting on a body, their free body diagrams using graphical methods. They are required to understand the concepts of centre of gravity and moments of inertia and their application, Analysis of frames and trusses, different types of motion, friction and application of work - energy method.

UNIT – I

Objectives: The students are to be exposed to the concepts of force and friction, direction and its application.

Introduction to Engg. Mechanics – Basic Concepts.

Systems of Forces : Coplanar Concurrent Forces – Components in Space – Resultant – Moment of Force and its Application – Couples and Resultant of Force Systems. Introduction, limiting friction and impending motion, coulomb's laws of dry friction, coefficient of friction, cone of friction.

UNIT II

Objectives: The students are to be exposed to application of free body diagrams. Solution to problems using graphical methods and law of triangle of forces.

Equilibrium of Systems of Forces : Free Body Diagrams, Equations of Equilibrium of Coplanar Systems, Spatial Systems for concurrent forces. Lamis Theorm, Graphical method for the equilibrium of coplanar forces, Converse of the law of Triangle of forces, converse of the law of polygon of forces condition of equilibrium.

UNIT – III

Objectives : The students are to be exposed to concepts of centre of gravity.

Centroid : Centroids of simple figures (from basic principles) – Centroids of Composite Figures.

Centre of Gravity : Centre of gravity of simple body (from basis principles), centre of gravity of composite bodies, pappus theorem.

UNIT IV

Objective: The students are to be exposed to concepts of moment of inertia and polar moment of inertia including transfer methods and their applications.

Area moments of Inertia : Definition – Polar Moment of Inertia, Transfer Theorem, Moments of Inertia of Composite Figures, Products of Inertia, Transfer Formula for Product of Inertia. **Mass Moment of Inertia :** Moment

of Inertia of Masses, Transfer Formula for Mass Moments of Inertia, mass moment of inertia of composite bodies.

UNIT – V

Objectives : The students are to be exposed to motion in straight line and in curvilinear paths, its velocity and acceleration computation and methods of representing plane motion.

Kinematics : Rectilinear and Curvilinear motions – Velocity and Acceleration – Motion of Rigid Body – Types and their Analysis in Planar Motion. **Kinetics :** Analysis as a Particle and Analysis as a Rigid Body in Translation – Central Force Motion – Equations of Plane Motion – Fixed Axis Rotation – Rolling Bodies.

UNIT – VI

Objectives: The students are to be exposed to concepts of work, energy and particle motion

Work – Energy Method : Equations for Translation, Work-Energy Applications to Particle Motion, Connected System-Fixed Axis Rotation and Plane Motion. Impulse momentum method.

TEXT BOOKS:

1. Engg. Mechanics - S.Timoshenko & D.H.Young., 4th Edn - , Mc Graw Hill publications.
2. Engineering Mechanics: Statics and Dynamics 3rd edition, Andrew Pytel and Jaan Kiusalaas; Cengage Learning publishers.

REFERENCES:

1. Engineering Mechanics statics and dynamics – R.C.Hibbeler, 11th Edn – Pearson Publ.
2. Engineering Mechanics, statics–J.L.Meriam, 6th Edn–Wiley India Pvt Ltd.
3. Engineering Mechanics , dynamics – J.L.Meriam, 6th Edn – Wiley India Pvt. Ltd.
4. Engineering Mechanics , statics and dynamics – I.H.Shames, – Pearson Publ.
5. Mechanics For Engineers , statics - F.P.Beer & E.R.Johnston – 5th Edn Mc Graw Hill Publ.
6. Mechanics For Engineers, dynamics - F.P. Beer & E.R. Johnston – 5th Edn Mc Graw Hill Publ.
7. Theory & Problems of engineering mechanics, statics & dynamics – E.W.Nelson, C.L.Best & W.G. McLean, 5th Edn – Schaum’s outline series - Mc Graw Hill Publ.
8. Engineering Mechanics , Ferdinand . L. Singer , Harper – Collins.
9. Engineering Mechanics statics and dynamics , A Nelson, Mc Graw Hill publications.
10. Engineering Mechanics, Tayal. Umesh Publ.

I Year – II SEMESTER

T	P	C
3+1	0	3

COMPUTER PROGRAMMING

Objectives: Formulating algorithmic solutions to problems and implementing algorithms in C.

UNIT I:

Unit objective: Notion of Operation of a CPU, Notion of an algorithm and computational procedure, editing and executing programs in Linux

Introduction: Computer systems, Hardware and Software Concepts.

Problem Solving: Algorithm / Pseudo code, flowchart, program development steps, computer languages: machine, symbolic and highlevel languages, Creating and Running Programs: Writing, Editing (vi/emacs editor), Compiling (gcc), Linking and Executing in under Linux.

BASICS OF C: Structure of a C program, identifiers, basic data types and sizes. Constants, Variables, Arithmetic , relational and logical operators, increment and decrement operators, conditional operator, assignment operator, expressions, type conversions, Conditional Expressions, precedence and order of evaluation, Sample Programs.

UNIT II:

Unit objective: understanding branching, iteration and data representation using arrays

SELECTION – MAKING DECISION: TWO WAY SELECTION: if-else, null else, nested if, examples, Multi-way selection: switch, else-if, examples.

ITERATIVE: loops- while, do-while and for statements , break, continue, initialization and updating, event and counter controlled loops, Looping applications: Summation, powers, smallest and largest.

ARRAYS: Arrays- concepts, declaration, definition, accessing elements, storing elements, Strings and String Manipulations, 1-D arrays, 2-D arrays and character arrays, string manipulations, Multidimensional arrays, array applications: Matrix operations, checking the symmetricity of a Matrix.

STRINGS: concepts, c strings.

UNIT III:

Objective: Modular programming and recursive solution formulation

FUNCTIONS- MODULAR PROGRAMMING: functions, basics, parameter passing, storage classes extern, auto, register, static, scope rules, block structure, user defined functions, standard library functions, recursive functions, Recursive solutions for fibonacci series, towers of Hanoi, header

files, C Preprocessor, example c programs, Passing 1-D arrays, 2-D arrays to functions.

UNIT IV:

Objective: Understanding pointers and dynamic memory allocation

POINTERS: pointers- concepts, initialization of pointer variables, pointers and function arguments, passing by address- dangling memory, address arithmetic, character pointers and functions, pointers to pointers, pointers and multi-dimensional arrays, dynamic memory management functions, command line arguments.

UNIT V:

Objective: Understanding miscellaneous aspects of C

ENUMERATED, STRUCTURE AND UNION TYPES: Derived types- structures- declaration, definition and initialization of structures, accessing structures, nested structures, arrays of structures, structures and functions, pointers to structures, self referential structures, unions, typedef, bit-fields, program applications

BIT-WISE OPERATORS: logical, shift, rotation, masks.

UNIT VI:

Objective: Comprehension of file operations

FILE HANDLING: Input and output- concept of a file, text files and binary files, Formatted I/O, File I/O operations, example programs

Text Books:

1. Problem Solving and Program Design in C, Hanly, Koffman, 7th ed, PERSON
2. Programming in C, Second Edition Pradip Dey and Manas Ghosh, OXFORD Higher Education .
3. Programming in C, A practical approach Ajay Mittal PEARSON
4. The C programming Language by Dennis Richie and Brian Kernighan
5. Programming in C, B. L. Juneja, Anith Seth, Cengage Learning.

Reference Books and web links:

1. C Programming, A Problem Solving Approach, Forouzan, Gilberg, Prasad, CENGAGE.
2. Programming with C, Bichkar, Universities Press
3. Programming in C, Reema Thareja, OXFORD
4. C by Example, Noel Kalicharan, Cambridge

I Year – II SEMESTER**T P C**
3+1 0 3**NETWORK ANALYSIS****UNIT – I**

Introduction to Electrical Circuits : Network elements classification, Electric charge and current, Electric energy and potential, Resistance parameter – series and parallel combination, Inductance parameter – series and parallel combination, Capacitance parameter – series and parallel combination. Energy sources: Ideal, Non-ideal, Independent and dependent sources, Source transformation, Kirchoff's laws, Mesh analysis and Nodal analysis problem solving with resistances only including dependent sources also. (Text Books: 1,2,3, Reference Books: 3)

A.C Fundamentals and Network Topology: Definitions of terms associated with periodic functions: Time period, Angular velocity and frequency, RMS value, Average value, Form factor and peak factor- problem solving, Phase angle, Phasor representation, Addition and subtraction of phasors, mathematical representation of sinusoidal quantities, explanation with relevant theory, problem solving. Principal of Duality with examples.

Network Topology: Definitions of branch, node, tree, planar, non-planar graph, incidence matrix, basic tie set schedule, basic cut set schedule. (Text Books: 2,3, Reference Books: 3)

UNIT – II

Steady State Analysis of A.C Circuits : Response to sinusoidal excitation - pure resistance, pure inductance, pure capacitance, impedance concept, phase angle, series R-L, R-C, R-L-C circuits problem solving. Complex impedance and phasor notation for R-L, R-C, R-L-C problem solving using mesh and nodal analysis, Star-Delta conversion, problem solving. (Text Books: 1,2, Reference Books: 3)

UNIT – III

Coupled Circuits : Coupled Circuits: Self inductance, Mutual inductance, Coefficient of coupling, analysis of coupled circuits, Natural current, Dot rule of coupled circuits, Conductively coupled equivalent circuits- problem solving.

Resonance: Introduction, Definition of Q, Series resonance, Bandwidth of series resonance, Parallel resonance, Condition for maximum impedance, current in anti resonance, Bandwidth of parallel resonance, general case-resistance present in both branches, anti resonance at all frequencies. (Text Books:2,3, Reference Books: 3)

UNIT – IV

Network Theorems: Thevenin's, Norton's, Milliman's, Reciprocity, Compensation, Substitution, Superposition, Max Power Transfer, Tellegens-problem solving using dependent sources also. (Text Books: 1,2,3, Reference Books: 2)

UNIT – V

Two-port networks : Relationship of two port networks, Z-parameters, Y-parameters, Transmission line parameters, h-parameters, Inverse h-parameters, Inverse Transmission line parameters, Relationship between parameter sets, Parallel connection of two port networks, Cascading of two port networks, series connection of two port networks, problem solving including dependent sources also. (Text Books: 1,2, Reference Books: 1,3)

UNIT – VI

Transients : First order differential equations, Definition of time constants, R-L circuit, R-C circuit with DC excitation, Evaluating initial conditions procedure, second order differential equations, homogeneous, non-homogenous, problem solving using R-L-C elements with DC excitation and AC excitation, Response as related to s-plane rotation of roots. Solutions using Laplace transform method. (Text Books: 1,2,3, Reference Books: 1,3)

TEXT BOOKS :

1. Network Analysis – ME Van Valkenburg, Prentice Hall of India, 3rd Edition, 2000.
2. Network Analysis by K.Satya Prasad and S Sivanagaraju, Cengage Learning
3. Electric Circuit Analysis by Hayt and Kimmarle, TMH

REFERENCES:

1. Network lines and Fields by John. D. Ryder 2nd edition, Asia publishing house.
2. Basic Circuit Analysis by DR Cunningham, Jaico Publishers.
3. Network Analysis and Filter Design by Chadha, Umesh Publications.

I Year – II SEMESTER**T P C**
0 3 2**ENGINEERING CHEMISTRY LABORATORY****List of Experiments**

1. Introduction to chemistry laboratory – Molarity, Normality, Primary, Secondary standard solutions, Volumetric titrations, Quantitative analysis, Quantitative analysis etc.,
2. Trial experiment – Estimation of HCl using standard Na_2CO_3 solutions
3. Estimation of KMnO_4 using standard Oxalic acid solution.
4. Estimation of Ferric iron using standard $\text{K}_2\text{Cr}_2\text{O}_7$ solution.
5. Estimation of Copper using standard $\text{K}_2\text{Cr}_2\text{O}_7$ solution.
6. Estimation of Total Hardness water using standard EDTA solution.
7. Estimation of Copper using standard EDTA solution.
8. Estimation of Copper using Colorimeter
9. Estimation of pH of the given sample solution using pH meter.
10. Conductometric Titrations between strong acid and strong base
11. Conductometric Titrations between strong acid and Weak base
12. Potentiometric Titrations between strong acid and strong base
13. Potentiometric Titrations between strong acid and Weak base
14. Estimation of Zinc using standard potassium ferrocyanide solution
15. Estimation of Vitamin – C

TEXT BOOKS

1. Dr. Jyotsna Cherukuis(2012)Laboratory Manual of Engineering Chemistry-II, VGS Techno Series
2. Chemistry Practical Manual, Lorven Publications
3. K. Mukkanti (2009) Practical Engineering Chemistry, B.S.Publication.

I Year – II SEMESTER**T P C**
0 3 2**ENGLISH – COMMUNICATION SKILLS LAB – II****Suggested Lab Manuals:**

OBJECTIVE: To impart to the learner the skills of grammar as well as communication through listening, speaking, reading, and writing including soft, that is life skills.

ADVANCED COMMUNICATION SKILLS

UNIT 6	Body language
UNIT 7	Dialogues
UNIT 8	Interviews and Telephonic Interviews
UNIT 9	Group Discussions
UNIT 10	Presentation Skills
UNIT 11	Debates

Text Book:

‘Strengthen your Communication Skills’ Part-B by Maruthi Publications

Reference Books:

1. INFOTECH English (Maruthi Publications)
2. Personality Development and Soft Skills (Oxford University Press, New Delhi).

I Year – II SEMESTER**T P C**
0 3 2**COMPUTER PROGRAMMING LAB****Exercise 1**

- Write a C Program to calculate the area of triangle using the formula $\text{area} = (s(s-a)(s-b)(s-c))^{1/2}$ where $s = (a+b+c)/2$
- Write a C program to find the largest of three numbers using ternary operator.
- Write a C Program to swap two numbers without using a temporary variable.

Exercise 2

- 2's complement of a number is obtained by scanning it from right to left and complementing all the bits after the first appearance of a 1. Thus 2's complement of 11100 is 00100. Write a C program to find the 2's complement of a binary number.
- Write a C program to find the roots of a quadratic equation.
- Write a C program, which takes two integer operands and one operator from the user, performs the operation and then prints the result. (Consider the operators +, -, *, /, % and use Switch Statement)

Exercise 3

- Write a C program to find the sum of individual digits of a positive integer and find the reverse of the given number.
- A Fibonacci sequence is defined as follows: the first and second terms in the sequence are 0 and 1. Subsequent terms are found by adding the preceding two terms in the sequence. Write a C program to generate the first n terms of the sequence.
- Write a C program to generate all the prime numbers between 1 and n, where n is a value supplied by the user.

Exercise 4

- Write a C Program to print the multiplication table of a given number n up to a given value, where n is entered by the user.
- Write a C Program to enter a decimal number, and calculate and display the binary equivalent of that number.
- Write a C Program to check whether the given number is Armstrong number or not.

Exercise 5

- a) Write a C program to interchange the largest and smallest numbers in the array.
- b) Write a C program to implement a linear search.
- c) Write a C program to implement binary search.

Exercise 6

- a) Write a C program to implement sorting of an array of elements .
- b) Write a C program to input two $m \times n$ matrices, check the compatibility and perform addition and multiplication of them.

Exercise 7

Write a C program that uses functions to perform the following operations:

- i. To insert a sub-string in to given main string from a given position.
- ii. To delete n Characters from a given position in a given string.
- iii. To replace a character of string either from beginning or ending or at a specified location.

Exercise 8

Write a C program that uses functions to perform the following operations using Structure:

- i) Reading a complex number
- ii) Writing a complex number
- iii) Addition of two complex numbers
- iv) Multiplication of two complex numbers

Exercise 9

Write C Programs for the following string operations without using the built in functions

- to concatenate two strings
- to append a string to another string
- to compare two strings

Exercise 10

Write C Programs for the following string operations without using the built in functions

- to find the length of a string
- to find whether a given string is palindrome or not

Exercise 11

- a) Write a C functions to find both the largest and smallest number of an array of integers.
- b) Write C programs illustrating call by value and call by reference concepts.

Exercise 12

Write C programs that use both recursive and non-recursive functions for the following

- i) To find the factorial of a given integer.
- ii) To find the GCD (greatest common divisor) of two given integers.
- iii) To find Fibonacci sequence

Exercise 13

- a) Write C Program to reverse a string using pointers
- b) Write a C Program to compare two arrays using pointers

Exercise 14

- a) Write a C program consisting of Pointer based function to exchange value of two integers using passing by address.
- b) Write a C program to swap two numbers using pointers.

Exercise 15

Examples which explores the use of structures, union and other user defined variables.

Exercise 16

- a) Write a C program which copies one file to another.
- b) Write a C program to count the number of characters and number of lines in a file.
- c) Write a C Program to merge two files into a third file. The names of the files must be entered using command line arguments.

II Year – I SEMESTER**T P C**
3+1 0 3**MANAGERIAL ECONOMICS AND FINANCIAL ANALYSIS****Unit – I:**

(*The Learning objective of this Unit is to understand the concept and nature of Managerial Economics and its relationship with other disciplines, Concept of Demand and Demand forecasting)

Introduction to Managerial Economics and demand Analysis:

Definition of Managerial Economics and Scope-Managerial Economics and its relation with other subjects-Concepts of Demand-Types-Determinants-Law of Demand its Exception-Elasticity of Demand-Types and Measurement-Demand forecasting and its Methods.

(*The Learner is equipped with the knowledge of estimating the Demand for a product and the relationship between Price and Demand).

Unit – II:

(*The Learning objective of this Unit is to understand the concept of Production function, Input Output relationship, different Cost Concepts and Concept of Cost-Volume-Profit Analysis)

Production and Cost Analyses:

Production function-Isoquants and Isocosts-Law of Variable proportions-Cobb-Douglas Production function-Economics of Sale-Cost Concepts-Opportunity Cost-Fixed vs Variable Costs-Explicit Costs vs Implicit Costs-Out of Pocket Costs vs Imputed Costs-Cost Volume Profit analysis-Determination of Break-Even Point (Simple Problem).

(*One should understand the Cost Concepts for decision making and to estimate the least cost combination of inputs).

Unit – III:

(*The Learning Objective of this Unit is to understand the Nature of Competition, Characteristics of Pricing in the different market structure and significance of various pricing methods).

Introduction to Markets, Theories of the Firm & Pricing Policies:

Market Structures: Perfect Competition, Monopoly and Monopolistic and Oligopoly – Features – Price, Output Determination – Managerial Theories of firm: Maris and Williamson's models – Methods of Pricing: Limit Pricing,

Market Skimming Pricing, Internet Pricing: Flat Rate Pricing, Usage sensitive, Transaction based pricing, Priority Pricing.

(*One has to understand the nature of different markets and Price Output determination under various market conditions).

Unit – IV:

(*The Learning objective of this Unit is to know the different forms of Business organization and their Merits and Demerits both public & private Enterprises and the concepts of Business Cycles)

Types of Business Organization and Business Cycles:

Features and Evaluation of Sole Trader – Partnership – Joint Stock Company – State/Public Enterprises and their forms – Business Cycles – Meaning and Features – Phases of Business Cycle.

(*One should be equipped with the knowledge of different Business Units)

Unit – V:

(*The Learning objective of this Unit is to understand the different Accounting Systems preparation of Financial Statements and uses of different tools for performance evaluation)

Introduction to Accounting & Financing Analysis:

Introduction to Double Entry Systems – Preparation of Financial Statements-Analysis and Interpretation of Financial Statements-Ratio Analysis – Preparation of Funds flow cash flow statements (Simple Problems).

(*The Learner is able to prepare Financial Statements and the usage of various Accounting tools for Analysis).

Unit – VI:

(*The Learning objective of this Unit is to understand the concept of Capital, Capitalization, Capital Budgeting and to know the techniques used to evaluate Capital Budgeting proposals by using different methods).

Capital and Capital Budgeting: Capital Budgeting: Meaning of Capital-Capitalization-Meaning of Capital Budgeting-Need for Capital Budgeting-Techniques of Capital Budgeting-Traditional and Modern Methods.

(*The Learner is able to evaluate various investment project proposals with the help of capital budgeting techniques for decision making).

Note : *Learning Objective

** Learning Assessment

TEXT BOOKS :

1. Dr. N. Appa Rao, Dr. P. Vijay Kumar: 'Managerial Economics and Financial Analysis', Cengage Publications, New Delhi – 2011.

2. Dr. A. R. Aryasri – Managerial Economics and Financial Analysis, TMH 2011.
3. Prof. J.V.Prabhakara rao, Prof. P. Venkatarao. ‘Managerial Economics and Financial Analysis’, Ravindra Publication.

REFERENCES :

1. V. Maheswari : Managerial Economics, Sultan Chand.
2. Suma Damodaran : Managerial Economics, Oxford 2011.
3. Dr. B. Kuberudu and Dr. T. V. Ramana : Managerial Economics & Financial Analysis, Himalaya Publishing House 2011.
4. Vanitha Agarwal : Managerial Economics, Pearson Publications 2011.
5. Sanjay Dhameja : Financial Accounting for Managers, Pearson.
6. Maheswari : Financial Accounting, Vikas Publications.
7. S. A. Siddiqui & A. S. Siddiqui : Managerial Economics and Financial Analysis, New Age International Publishers, 2012.

II Year – I SEMESTER

T	P	C
3+1	0	3

ELECTRONIC DEVICES AND CIRCUITS**UNIT-I**

Semi Conductor Physics : Insulators, Semi conductors and Metals classification using energy band diagrams, mobility and conductivity, electrons and holes in intrinsic semi conductors, extrinsic semi conductors, drift and diffusion, charge densities in semiconductors, Hall effect, continuity equation, law of junction, Fermi Dirac function, Fermi level in intrinsic and extrinsic Semiconductors.

UNIT- II

Junction Diode Characteristics : Open circuited p-n junction, Biased p-n junction, p-n junction diode, current components in PN junction Diode, diode equation, V-I Characteristics, temperature dependence on V-I characteristics, Diode resistance, Diode capacitance, energy band diagram of PN junction Diode.

Special Semiconductor Devices: Zener Diode, Breakdown mechanisms, Zener diode applications, LED, LCD, Photo diode, Varactor diode, Tunnel Diode, DIAC, TRIAC, SCR, UJT. Construction, operation and characteristics of all the diodes is required to be considered.

UNIT- III

Rectifiers and Filters: Basic Rectifier setup, half wave rectifier, full wave rectifier, bridge rectifier, derivations of characteristics of rectifiers, rectifier circuits-operation, input and output waveforms; Filters; Inductor filter, Capacitor filter, L- section filter, Π - section filter, Multiple L- section and Multiple Π section filter ,comparison of various filter circuits in terms of ripple factors.

UNIT- IV**Transistor Characteristics:**

BJT: Junction transistor, transistor current components, transistor equation, transistor configurations, transistor as an amplifier, characteristics of transistor in Common Base, Common Emitter and Common Collector configurations, Ebers-Moll model of a transistor, punch through/ reach through, Photo transistor, typical transistor junction voltage values.

FET: FET types, construction, operation, characteristics, parameters, MOSFET-types, construction, operation, characteristics, comparison between JFET and MOSFET.

UNIT- V

Transistor Biasing and Thermal Stabilization : Need for biasing, operating point, load line analysis, BJT biasing- methods, basic stability, fixed bias, collector to base bias, self bias, Stabilization against variations in V_{BE} , I_c , and β , Stability factors, (S , S' , S''), Bias compensation, Thermal runaway, Thermal stability. FET Biasing- methods and stabilization.

UNIT- VI

Small Signal Low Frequency Transistor Amplifier Models:

BJT: Two port network, Transistor hybrid model, determination of h-parameters, conversion of h-parameters, generalized analysis of transistor amplifier model using h-parameters, Analysis of CB, CE and CC amplifiers using exact and approximate analysis, Comparison of transistor amplifiers.

FET: Generalized analysis of small signal model, Analysis of CG, CS and CD amplifiers, comparison of FET amplifiers.

TEXT BOOKS:

1. Electronic Devices and Circuits- J. Millman, C. Halkias, Tata Mc-Graw Hill, Second Edition.
2. Electronic Devices and Circuits-B.P.Singh, Rekha Singh, Pearson Publications, Second Edition.
3. Electronic Devices and Circuits-David A.Bell, Oxford University Press, Fifth Edition.

REFERENCES:

1. Electronic Devices and Circuits- K. Satya Prasad.
2. Electronic Devices and Circuits-Salivahanan, Kumar, Vallavaraj, Tata Mc-Graw Hill, Second Edition .
3. Electronic Devices and Circuit Theory-R.L. Boylestad and Louis Nashelsky, Pearson Publications, Tenth Edition.
4. Electronic Devices and Circuits -BV Rao, KBR Murty, K Raja Rajeswari, PCR Pantulu, Pearson, 2nd edition.
5. Integrated Electronics- Jacob Millman, C. Halkies, C.D. Parikh, Tata Mc-Graw Hill, 2009.

II Year – I SEMESTER**T P C**
3+1 0 3**DATA STRUCTURES**

Objectives: Comprehensive knowledge of data structures and ability to implement the same in software applications.

UNIT I:

Objective: exposure to algorithmic complexities, recursive algorithms, searching and sorting techniques

Preliminaries of algorithm, Algorithm analysis and complexity

Data structure- Definition, types of data structures

Recursion: Definition, Design Methodology and Implementation of recursive algorithms, Linear and binary recursion, recursive algorithms for factorial function, GCD computation, Fibonacci sequence, Towers of Hanoi, Tail recursion.

List Searches using Linear Search, Binary Search, Fibonacci Search

Sorting Techniques: Basic concepts, Sorting by : insertion (Insertion sort), selection (heap sort), exchange (bubble sort, quick sort), distribution (radix sort) and merging (merge sort) Algorithms.

UNIT II:

Objectives: Applying stack and queue techniques for logical operations

Stacks and Queues: Basic Stack Operations, Representation of a Stack using Arrays, Stack Applications: Reversing list, Factorial Calculation, Infix to postfix Transformation, Evaluating Arithmetic Expressions.

Queues: Basic Queues Operations, Representation of a Queue using array, Implementation of Queue Operations using Stack, Applications of Queues- Round robin Algorithm, Circular Queues, Priority Queues.

UNIT III:

Objectives: Exposure to list representation models in various types of applications

Linked Lists: Introduction, single linked list, representation of a linked list in memory, Operations on a single linked list, Reversing a single linked list, applications of single linked list to represent polynomial expressions and sparse matrix manipulation, Advantages and disadvantages of single linked list, Circular linked list, Double linked list

UNIT IV:

Objectives: Implementation of tree implementation in various forms

Trees: Basic tree concepts, Binary Trees: Properties, Representation of Binary Trees using arrays and linked lists, operations on a Binary tree , Binary Tree Traversals (recursive), Creation of binary tree from in, pre and post order traversals

UNIT-V:

Objectives: Advanced understanding of other variants of trees and their operations.

Advanced concepts of Trees: Tree Travels using stack (non recursive), Threaded Binary Trees. Binary search tree, Basic concepts, BST operations: insertion, deletion, Balanced binary trees – need, basics and applications in computer science (No operations).

UNIT VI:

Objectives: orientation on graphs, representation of graphs, graph traversals, spanning trees.

Graphs: Basic concepts, Representations of Graphs: using Linked list and adjacency matrix, Graph algorithms.

Graph Traversals (BFS & DFS), applications: Dijkstra's shortest path, Transitive closure, Minimum Spanning Tree using Prim's Algorithm, warshall's Algorithm (**Algorithmic Concepts Only, No Programs required**).

TEXT BOOKS:

1. Data Structure with C, Seymour Lipschutz, TMH
2. Data Structures using C, Reema Thareja, Oxford
3. Data Structures, 2/e, Richard F, Gilberg , Forouzan, Cengage
4. Data structures and algorithm analysis in C, 2nd ed, mark allen weiss

REFERENCE BOOKS:

1. Data Structures and Algorithms, 2008, G.A.V.Pai, TMH
2. Classic Data Structures, 2/e, Debasis ,Samanta, PHI, 2009
3. Fundamentals of Data Structure in C, 2/e, Horowitz, Sahni, Anderson Freed, University Prees.

II Year – I SEMESTER**T P C**
3 0 3**ENVIRONMENTAL STUDIES****Course Learning Objectives:**

The objectives of the course is to impart

1. Overall understanding of the natural resources
2. Basic understanding of the ecosystem and its diversity
3. Acquaintance on various environmental challenges induced due to unplanned anthropogenic activities
4. An understanding of the environmental impact of developmental activities
5. Awareness on the social issues, environmental legislation and global treaties

Course Outcomes:

The student should have knowledge on

1. The natural resources and their importance for the sustenance of the life and recognise the need to conserve the natural resources
2. The concepts of the ecosystem and its function in the environment. The need for protecting the producers and consumers in various ecosystems and their role in the food web
3. The biodiversity of India and the threats to biodiversity, and conservation practices to protect the biodiversity
4. Various attributes of the pollution and their impacts and measures to reduce or control the pollution along with waste management practices
5. Social issues both rural and urban environment and the possible means to combat the challenges
6. The environmental legislations of India and the first global initiatives towards sustainable development.
7. About environmental assessment and the stages involved in EIA and the environmental audit

Syllabus:**UNIT - I**

Multidisciplinary nature of Environmental Studies: Definition, Scope and Importance –Sustainability: Stockholm and Rio Summit–Global Environmental Challenges: Global warming and climate change, acid rains,

ozone layer depletion, population growth and explosion, effects. Role of information Technology in Environment and human health.

Ecosystems: Concept of an ecosystem. - Structure and function of an ecosystem. - Producers, consumers and decomposers. - Energy flow in the ecosystem - Ecological succession. - Food chains, food webs and ecological pyramids. - Introduction, types, characteristic features, structure and function of Forest ecosystem, Grassland ecosystem, Desert ecosystem, Aquatic ecosystems.

UNIT - II

Natural Resources: Natural resources and associated problems

Forest resources – Use and over – exploitation, deforestation – Timber extraction – Mining, dams and other effects on forest and tribal people.

Water resources – Use and over utilization of surface and ground water – Floods, drought, conflicts over water, dams – benefits and problems.

Mineral resources: Use and exploitation, environmental effects of extracting and using mineral resources.

Food resources: World food problems, changes caused by non-agriculture activities-effects of modern agriculture, fertilizer-pesticide problems, water logging, salinity.

Energy resources: Growing energy needs, renewable and non-renewable energy sources use of alternate energy sources.

Land resources: Land as a resource, land degradation, Wasteland reclamation, man induced landslides, soil erosion and desertification. Role of an individual in conservation of natural resources. Equitable use of resources for sustainable lifestyles.

UNIT - III

Biodiversity and its conservation: Definition: genetic, species and ecosystem diversity- classification - Value of biodiversity: consumptive use, productive use, social-Biodiversity at national and local levels. India as a mega-diversity nation - Hot-spots of biodiversity - Threats to biodiversity: habitat loss, man-wildlife conflicts. - Endangered and endemic species of India – Conservation of biodiversity: conservation of biodiversity.

UNIT - IV

Environmental Pollution: Definition, Cause, effects and control measures of Air pollution, Water pollution, Soil pollution, Noise pollution, Nuclear

hazards. Role of an individual in prevention of pollution. - Pollution case studies.

Solid Waste Management: Sources, classification, effects and control measures of urban and industrial solid wastes. Consumerism and waste products.

UNIT - V

Social Issues and the Environment: Urban problems related to energy - Water conservation, rain water harvesting-Resettlement and rehabilitation of people; its problems and concerns. Environmental ethics: Issues and possible solutions. Environmental Protection Act -Air (Prevention and Control of Pollution) Act. -Water (Prevention and control of Pollution) Act -Wildlife Protection Act -Forest Conservation Act-Issues involved in enforcement of environmental legislation. -Public awareness.

UNIT - VI

Environmental Management: Impact Assessment and its significance various stages of EIA, preparation of EMP and EIS, Environmental audit. Ecotourism.

The student should submit a report individually on any issues related to Environmental Studies course and make a power point presentation.

Text Books:

1. Environmental Studies by R. Rajagopalan, 2nd Edition, 2011, Oxford University Press.
2. A Textbook of Environmental Studies by Shaashi Chawla, TMH, New Delhi.
3. Environmental Studies by P.N. Palanisamy, P. Manikandan, A. Geetha, and K. Manjula Rani; Pearson Education, Chennai.

Reference:

1. Text Book of Environmental Studies by Deeshita Dave & P. Udaya Bhaskar, Cengage Learning.
2. Environmental Studies by K.V.S.G. Murali Krishna, VGS Publishers, Vijayawada.
3. Environmental Studies by Benny Joseph, Tata McGraw Hill Co, New Delhi.
4. Environmental Studies by Piyush Malaviya, Pratibha Singh, Anoop Singh: Acme Learning, New Delhi.

II Year – I SEMESTER

T	P	C
3+1	0	3

SIGNALS AND SYSTEMS**UNIT I**

SIGNAL ANALYSIS & FOURIER SERIES : Analogy between vectors and signals, Orthogonal signal space, Signal approximation using orthogonal functions, Mean square error, Closed or complete set of orthogonal functions, Orthogonality in complex functions, Exponential and sinusoidal signals, Concepts of Impulse function, Unit step function, Signum function. Representation of Fourier series, Continuous time periodic signals, properties of Fourier series, Dirichlet's conditions, Trigonometric Fourier series and Exponential Fourier series, Complex Fourier spectrum.

UNIT II

FOURIER TRANSFORMS & SAMPLING: Deriving Fourier transform from Fourier series, Fourier transform of arbitrary signal, Fourier transform of standard signals, Fourier transform of periodic signals, properties of Fourier transforms, Fourier transforms involving impulse function and Signum function. Introduction to Hilbert Transform. Sampling theorem – Graphical and analytical proof for Band Limited Signals, impulse sampling, Natural and Flat top Sampling, Reconstruction of signal from its samples, effect of under sampling – Aliasing, Introduction to Band Pass sampling.

UNIT III

SIGNAL TRANSMISSION THROUGH LINEAR SYSTEMS : Linear system, impulse response, Response of a linear system, Linear time invariant (LTI) system, Linear time variant (LTV) system, Transfer function of a LTI system. Filter characteristics of linear systems. Distortion less transmission through a system, Signal bandwidth, system bandwidth, Ideal LPF, HPF and BPF characteristics, Causality and Poly-Wiener criterion for physical realization, relationship between bandwidth and rise time.

UNIT IV

CONVOLUTION AND CORRELATION OF SIGNALS : Concept of convolution in time domain and frequency domain, Graphical representation of convolution, Convolution property of Fourier transforms. Cross

correlation and auto correlation of functions, properties of correlation function, Energy density spectrum, Parseval's theorem, Power density spectrum, Relation between auto correlation function and energy/power spectral density function. Relation between convolution and correlation, Detection of periodic signals in the presence of noise by correlation, Extraction of signal from noise by filtering.

UNIT V

LAPLACE TRANSFORMS :Review of Laplace transforms, Partial fraction expansion, Inverse Laplace transform, Concept of region of convergence (ROC) for Laplace transforms, constraints on ROC for various classes of signals, Properties of L.T's, Relation between L.T's, and F.T. of a signal. Laplace transform of certain signals using waveform synthesis.

UNIT VI

Z-TRANSFORMS : Fundamental difference between continuous and discrete time signals, discrete time signal representation using complex exponential and sinusoidal components, Periodicity of discrete time using complex exponential signal, Concept of Z- Transform of a discrete sequence. Distinction between Laplace, Fourier and Z transforms. Region of convergence in Z-Transform, constraints on ROC for various classes of signals, Inverse Z-transform, properties of Z-transforms.

TEXT BOOKS :

1. Signals, Systems & Communications - B.P. Lathi, BS Publications, 2003.
2. Signals and Systems - A.V. Oppenheim, A.S. Willsky and S.H. Nawab, PHI, 2nd Edn.
3. Signals & Systems- Narayan Iyer and K Satya Prasad , Cenage Pub.

REFERENCES :

1. Signals & Systems - Simon Haykin and Van Veen,Wiley, 2nd Edition.
2. Signals and Systems – K R Rajeswari
3. Fundamentals of Signals and Systems- Michel J. Robert, MGH International Edition, 2008.
4. Signals and Systems

II Year – I SEMESTER

T	P	C
3+1	0	3

ELECTRICAL TECHNOLOGY

This course covers various topics related to principle of operation and performance of various electrical machines.

Learning objectives:

- i. To learn the principle of electromechanical energy conversion of single excited and multi excited machines.
- ii. To understand the principle of operation, constructional details and operational characteristics of DC generators.
- iii. To understand the principle and characteristics of DC motors. To introduce starting and speed control methods of DC motors.
- iv. To learn the principle of operation and constructional details of transformers. Develop the equivalent circuit and evaluate the performance of transformers.
- v. To learn the principle of operation and constructional details of three phase induction motor. Study the torque – slip characteristics and starting methods of induction motor.
- vi. To study the principle of operation of single phase induction motor, shaded pole motor, capacitor motor and AC servo motor.

UNIT I

ELECTROMECHANICAL ENERGY CONVERSION : Introduction to S.I units – Principles of electromechanical energy conversion – forces and torque in a magnetic field systems-energy balance – single excited machine – magnetic forces– co-energy – multi excited magnetic field system.

UNIT II

DC GENERATORS : Principle of operation and construction of DC generators - EMF equation – types of generators – magnetization and load characteristics of DC generators.

UNIT III

DC MOTORS : Principle of operation and construction of DC Motors – types of DC Motors – Characteristics of DC motors – basic starting methods

for DC shunt motor – losses and efficiency – Swinburne’s test – speed control of DC shunt motor – flux and Armature voltage control methods.

UNIT IV

TRANSFORMERS : Principle of operation of single phase transformer – types – constructional features – phasor diagram on no-load and load – equivalent circuit, losses and efficiency of transformer - regulation of transformer – OC and SC tests – predetermination of efficiency and regulation.

UNIT V

INDUCTION MACHINE : Principle of operation and construction of three-phase induction motors – slip ring and squirrel cage motors – slip-torque characteristics – efficiency calculation – starting methods.

UNIT VI

SPECIAL MACHINES : Principle of operation and construction - single phase induction motor - shaded pole motors – capacitor motors and AC servomotor.

Learning outcomes:

1. Able to understand the principles of electro mechanical energy conversion.
2. Able to explain the operation of DC generator and analyze the characteristics of DC generator.
3. Able to explain the principle of operation of DC motor and analyze their characteristics. Acquire the skills to analyze the starting and speed control methods of DC motors.
4. Capability to develop equivalent circuit and evaluate performance of transformers.
5. Ability to analyze speed – torque characteristics of induction motor and understand starting methods of induction motor.
6. Capability to understand the operation of various special machines.

TEXT BOOKS:

1. Principles of Electrical Machines by V.K. Mehta & Rohit Mehta, S.Chand publications.
2. Theory & performance of Electrical Machines by J.B.Guptha, S.K.Kataria & Sons.

REFERENCE BOOKS:

1. Basic Electrical Engineering by M.S.Naidu and S.Kamakshiah, TMH Publications.
2. Fundamentals of Electrical Engineering by Rajendra Prasad, PHI Publications, 2nd edition.
3. Basic Electrical Engineering by Nagsarkar, Sukhija, Oxford Publications, 2nd edition.

II Year – I SEMESTER**T P C**
0 3 2**ELECTRONIC DEVICES AND CIRCUITS LAB****PART A: Electronic Workshop Practice**

1. Identification, Specifications, Testing of R, L, C Components (Colour Codes), Potentiometers, Coils, Gang Condensers, Relays, Bread Boards.
2. Identification, Specifications and Testing of active devices, Diodes, BJTs, JFETs, LEDs, LCDs, SCR, UJT.
3. Soldering Practice- Simple circuits using active and passive components.
4. Study and operation of Ammeters, Voltmeters, Transformers, Analog and Digital Multimeter, Function Generator, Regulated Power Supply and CRO.

PART B: List of Experiments**(For Laboratory Examination-Minimum of Ten Experiments)**

1. P-N Junction Diode Characteristics
Part A: Germanium Diode (Forward bias & Reverse bias)
Part B: Silicon Diode (Forward Bias only)
2. Zener Diode Characteristics
Part A: V-I Characteristics
Part B: Zener Diode as Voltage Regulator
3. Rectifiers (without and with c-filter)
Part A: Half-wave Rectifier
Part B: Full-wave Rectifier
4. BJT Characteristics (CE Configuration)
Part A: Input Characteristics
Part B: Output Characteristics
5. FET Characteristics (CS Configuration)
Part A: Drain Characteristics
Part B: Transfer Characteristics

6. SCR Characteristics
7. UJT Characteristics
8. Transistor Biasing
9. CRO Operation and its Measurements
10. BJT-CE Amplifier
11. Emitter Follower-CC Amplifier
12. FET-CS Amplifier

PART C: Equipment required for Laboratory

1. Boxes
2. Ammeters (Analog or Digital)
3. Voltmeters (Analog or Digital)
4. Active & Passive Electronic Components
5. Regulated Power supplies
6. Analog/Digital Storage Oscilloscopes
7. Analog/Digital Function Generators
8. Digital Multimeters
9. Decade Résistance Boxes/Rheostats
10. Decade Capacitance

II Year – I SEMESTER**T P C**
0 3 2**NETWORKS & ELECTRICAL TECHNOLOGY LAB****PART – A****Any five experiments are to be conducted from each part**

1. Series and Parallel Resonance – Timing, Resonant frequency, Bandwidth and Q-factor determination for RLC network.
2. Time response of first order RC/RL network for periodic non-sinusoidal inputs – time constant and steady state error determination.
3. Two port network parameters – Z-Y Parameters, chain matrix and analytical verification.
4. Verification of Superposition and Reciprocity theorems.
5. Verification of maximum power transfer theorem. Verification on DC, verification on AC with Resistive and Reactive loads.
6. Experimental determination of Thevenin's and Norton's equivalent circuits and verification by direct test.

PART – B

1. Magnetization characteristics of D.C. Shunt generator. Determination of critical field resistance.
2. Swinburne's Test on DC shunt machine (Predetermination of efficiency of a given DC Shunt machine working as motor and generator).
3. Brake test on DC shunt motor. Determination of performance characteristics.
4. OC & SC tests on Single-phase transformer (Predetermination of efficiency and regulation at given power factors and determination of equivalent circuit).
5. Brake test on 3-phase Induction motor (performance characteristics).
6. Regulation of alternator by synchronous impedance method.

II Year – II SEMESTER**T P C**
3+1 0 3**ELECTRONIC CIRCUIT ANALYSIS****UNIT-I****Small Signal High Frequency Transistor Amplifier models:**

BJT: Transistor at high frequencies, Hybrid- π common emitter transistor model, Hybrid π conductances, Hybrid π capacitances, validity of hybrid π model, determination of high-frequency parameters in terms of low-frequency parameters, CE short circuit current gain, current gain with resistive load, cut-off frequencies, frequency response and gain bandwidth product.

FET: Analysis of common Source and common drain Amplifier circuits at high frequencies.

UNIT-II

Multistage Amplifiers : Classification of amplifiers, methods of coupling, cascaded transistor amplifier and its analysis, analysis of two stage RC coupled amplifier, high input resistance transistor amplifier circuits and their analysis-Darlington pair amplifier, Cascode amplifier, Boot-strap emitter follower, Analysis of multi stage amplifiers using FET, Differential amplifier using BJT.

UNIT -III

Feedback Amplifiers : Feedback principle and concept, types of feedback, classification of amplifiers, feedback topologies, Characteristics of negative feedback amplifiers, Generalized analysis of feedback amplifiers, Performance comparison of feedback amplifiers, Method of analysis of feedback amplifiers.

UNIT-IV

Oscillators: Oscillator principle, condition for oscillations, types of oscillators, RC-phase shift and Wein bridge oscillators with BJT and FET and their analysis, Generalized analysis of LC Oscillators, Hartley and

Colpitt's oscillators with BJT and FET and their analysis, Crystal oscillators, Frequency and amplitude stability of oscillators.

UNIT-V

Power Amplifiers: Classification of amplifiers, Class A power Amplifiers and their analysis, Harmonic Distortions, Class B Push-pull amplifiers and their analysis, Complementary symmetry push pull amplifier, Class AB power amplifier, Class-C power amplifier, Thermal stability and Heat sinks, Advanced power amplifiers, Distortion in amplifiers.

UNIT-VI

Tuned Amplifiers : Introduction, Q-Factor, small signal tuned amplifier, capacitance single tuned amplifier, double tuned amplifiers, effect of cascading single tuned amplifiers on band width, effect of cascading double tuned amplifiers on band width, staggered tuned amplifiers, stability of tuned amplifiers, wideband amplifiers.

TEXT BOOKS:

1. Integrated Electronics- J. Millman and C.C. Halkias, Tata Mc Graw-Hill, 1972.
2. Electronic Circuit Analysis-B.V.Rao,K.R.Rajeswari, P.C.R.Pantulu,K.B.R.Murthy, Pearson Publications.
3. Electronic Devices and Circuits- Salivahanan, N.Suresh Kumar, A. Vallavaraj, TATA McGraw Hill, Second Edition

REFERENCES:

1. Microelectronic Circuits-Sedra A.S. and K.C. Smith, Oxford University Press, Sixth Edition.
2. Electronic Circuit Analysis and Design – Donald A. Neaman, Mc Graw Hill.
3. Electronic Circuits-I-Ravish R Singh-Pearson Publications.
4. Electronic Devices and Circuits Theory – Robert L. Boylestad and Louis Nashelsky, Pearson/Prentice Hall, Tenth Edition.
5. Electronic circuits Principles and Application - R.D.S.Samuel, B.Sujatha, Elsevier Publications.

II Year – II SEMESTER

T	P	C
3+1	0	3

MANAGEMENT SCIENCE**UNIT – I:**

(*The Learning objective of this Unit is to understand the concept and nature of Management, Evolution of Management theories, Motivation and leadership Styles).

Introduction to Management: Concept – Nature and Importance of Management, Functions-Evaluation of Management, Motivation Theories – Leadership Styles – Decision Making Process-designing Organization Structure – Principles and types of Organization.

(**The learner is able to understand the concept and functions of Management, and Theories of Motivation, Styles of Leadership)

UNIT – II:

(The Learning objective of this Unit is to Equip with the concepts of Operations, project management and inventory control).

Operations and Project Management: Work-Study-Statistical Quality Control Through Control Charts-Inventory Control-EOQ & ABC Analysis (Simple Problems) Project Management-PERT/CPM-Project Crashing (Simple Problem).

(**The learner is able to understand the main idea of Inspection and scrutinize the different methods of inspection, the concept of Inventory Management and Control and Inventory Pricing).

UNIT – III:

(* The Objective of this unit is to understand the main functional areas of organization i.e., Financial Management, Production Management, Marketing Management, Human Resource Management, and Product Life Cycles and Channels of Distribution).

Functional Management: Concept and Functions of Finance, HR, Production, Marketing Management and Services – Job Evolution and Merit Rating – Product Life Cycles – Channels of Distribution – Types/Methods of Production.

(**At the end of this chapter the learner is able to understand the different functional areas in an organization and their responsibilities – Product Life Cycle and Channels of Distribution.).

UNIT – IV:

(*The objective of this unit is to equip with the concept and practical issues relating to Strategic Management)

Strategic Management: Vision, Mission, Goals, Strategy – Corporate Planning Process – Environmental Scanning – SWOT analysis – Different Steps in Strategy Formulation, Implementation and Evaluation.

(*The learner is able to familiar with the meaning of Vision, Mission, Goals and Strategies of the Organization and to implement successfully).

UNIT – V:

(*The objective of this unit is to understand the need and importance of Business Ethics and Communication Skills in Contemporary situations).

Business Ethics & Communications: Ethics in Business and Management – Ethics in HRM, Finance & Marketing Management – Business Ethics & Law
(*The Learner is able to know the practical Issues of Business Ethics in various functional areas, to improve Report Writing skills and Understand the Communication Process).

UNIT – VI:

(*The Learning objective of this unit is to equip with the contemporary management practices, i.e., MIS, MRP, JIT and ERP etc..)

Contemporary Management Practices: Basic concepts of MIS, MRP, Just-In-Time (JIT) System, Total Quality Management (TQM), Six Sigma and Capability Maturity Models (CMM) Levies, Supply Chain Management, Enterprise Resource Planning (ERP), Performance Management, Business Process Outsourcing (BPO), Business Process Re-Engineering and Bench Marking, Balance Score Card.

(*The Learner is able to Understand the various contemporary issues in Management Practices like TQM and BPO etc..)

Note: *Learning Objective

** Learning Assessment

TEXT BOOKS

1. Kumar/Rao/Chhalill ‘Introduction to Management Science’ Cengage, Delhi, 2012.
2. Dr. A. R. Aryasri, Management Science’ TMH 2011.

REFERENCES

1. Koontz & Wehrich: ‘Essentials of Management’ TMH 2011
2. Seth & Rastogi: Global Management Systems, Cengage Learning, Delhi, 2011.
3. Robbins: Organizational Behaviors, Pearson Publications, 2011
4. Kanishka Bedi: Production & Operational Management, Oxford Publications, 2011.
5. Manjunath: Management Science, Pearson Publications, 2013.
6. Biswajit Patnaik: Human Resource Management, PHI, 2011.
7. Hitt and Vijaya Kumar: Strategic Management, Cengage Learning.
8. Dr. PG. Ramanujam, BVR Naidu, PV Rama Sastry : Management Science Himalaya Publishing House, 2013.
9. Management Shapers, Universities Press.

II Year – II SEMESTER**T P C**
3+1 0 3**RANDOM VARIABLES & STOCHASTIC PROCESSES****UNIT I**

THE RANDOM VARIABLE : Introduction, Definition of a Random Variable, Conditions for a Function to be a Random Variable, Discrete, Continuous and Mixed Random Variables, Distribution and Density functions, Properties, Binomial, Poisson, Uniform, Gaussian, Exponential, Rayleigh, Conditional Distribution, Conditional Density, Properties.

UNIT II

OPERATION ON ONE RANDOM VARIABLE – EXPECTATIONS : Introduction, Expected Value of a Random Variable, Function of a Random Variable, Moments about the Origin, Central Moments, Variance and Skew, Chebychev's Inequality, Characteristic Function, Moment Generating Function, Transformations of a Random Variable: Monotonic Transformations for a Continuous Random Variable, Nonmonotonic Transformations of Continuous Random Variable.

UNIT III

MULTIPLE RANDOM VARIABLES : Vector Random Variables, Joint Distribution Function, Properties of Joint Distribution, Marginal Distribution Functions, Conditional Distribution and Density, Statistical Independence, Sum of Two Random Variables, Sum of Several Random Variables, Central Limit Theorem: Unequal Distribution, Equal Distributions.

OPERATIONS ON MULTIPLE RANDOM VARIABLES: Joint Moments about the Origin, Joint Central Moments, Joint Characteristic Functions, Jointly Gaussian Random Variables: Two Random Variables case, N Random Variables case, Properties, Transformations of Multiple Random Variables, Linear Transformations of Gaussian Random Variables.

UNIT IV

RANDOM PROCESSES – TEMPORAL CHARACTERISTICS: The Random Process Concept, Classification of Processes, Deterministic and Nondeterministic Processes, Distribution and Density Functions, Concept of Stationarity and Statistical Independence. First-Order Stationary Processes, Second- Order and Wide-Sense Stationarity, N^{th} -order and Strict-Sense Stationarity, Time Averages and Ergodicity, Autocorrelation Function and its Properties, Cross-Correlation Function and its Properties, Covariance Functions, Gaussian Random Processes, Poisson Random Process.

UNIT V

RANDOM PROCESSES – SPECTRAL CHARACTERISTICS: The Power Spectrum: Properties, Relationship between Power Spectrum and Autocorrelation Function, The Cross-Power Density Spectrum, Properties, Relationship between Cross-Power Spectrum and Cross-Correlation Function.

UNIT VI

LINEAR SYSTEMS WITH RANDOM INPUTS : Random Signal Response of Linear Systems: System Response – Convolution, Mean and Mean-squared Value of System Response, Autocorrelation Function of Response, Cross-Correlation Functions of Input and Output, Spectral Characteristics of System Response: Power Density Spectrum of Response, Cross-Power Density Spectra of Input and Output, Band pass, Band-Limited and Narrowband Processes, Properties, Modeling of Noise Sources: Resistive (Thermal) Noise Source, Arbitrary Noise Sources, Effective Noise Temperature, Average Noise Figure, Average Noise Figure of cascaded networks.

TEXT BOOKS:

1. Probability, Random Variables & Random Signal Principles, Peyton Z. Peebles, TMH, 4th Edition, 2001.
2. Probability, Random Variables and Stochastic Processes, Athanasios Papoulis and S.Unnikrishna, PHI, 4th Edition, 2002.

REFERENCES:

1. Probability Theory and Stochastic Processes – B. Prabhakara Rao, Oxford University Press.
2. Probability and Random Processes with Applications to Signal Processing, Henry Stark and John W. Woods, Pearson Education, 3rd Edition.
3. Probabilistic Methods of Signal & System Analysis, George R. Cooper, Clave D. Mc Gillem, Oxford, 3rd Edition, 1999.
4. Statistical Theory of Communication, S.P.Eugene Xavier, New Age Publications, 2003.
5. Signals, Systems & Communications, B.P. Lathi, B.S. Publications, 2003.
6. Probability and Random Processes, An Introduction for Applied Scientists and Engineers, Davenport W.B, McGraw-Hill, 1970.
7. Introduction to Random Processes with Applications to Signals and Systems, Gardener W.A, McGraw-Hill, 2nd Edition.
8. Schaum's Outline of Probability, Random Variables, and Random Processes.
9. An Introduction to Random Signals and Communication Theory, B.P. Lathi, International Textbook, 1968.

II Year – II SEMESTER

T	P	C
3+1	0	3

SWITCHING THEORY AND LOGIC DESIGN**UNIT – I****REVIEW OF NUMBER SYSTEMS & CODES:**

- i) Representation of numbers of different radix, conversion from one radix to another radix, $r-1$'s complements and r 's complements of signed members, problem solving.
- ii) 4 bit codes, BCD, Excess-3, 2421, 84-2-1 9^s complement code etc.,
- iii) Logic operations and error detection & correction codes; Basic logic operations -NOT, OR, AND, Universal building blocks, EX-OR, EX-NOR - Gates, Standard SOP and POS, Forms, Gray code, error detection, error correction codes (parity checking, even parity, odd parity, Hamming code) NAND-NAND and NOR-NOR realizations.

UNIT – II**MINIMIZATION TECHNIQUES:**

Boolean theorems, principle of complementation & duality, De-morgan theorems, minimization of logic functions using Boolean theorems, minimization of switching functions using K-Map up to 6 variables, tabular minimization, problem solving (code-converters using K-Map etc..).

UNIT – III**COMBINATIONAL LOGIC CIRCUITS DESIGN :**

Design of Half adder, full adder, half subtractor, full subtractor, applications of full adders, 4-bit binary subtractor, adder-subtractor circuit, BCD adder circuit, Excess 3 adder circuit, look-a-head adder circuit, Design of decoder, demultiplexer, 7 segment decoder, higher order demultiplexing, encoder, multiplexer, higher order multiplexing, realization of Boolean functions using decoders and multiplexers, priority encoder, 4-bit digital comparator.

UNIT – IV**INTRODUCTION OF PLD's :**

PROM, PAL, PLA-Basics structures, realization of Boolean function with PLDs, programming tables of PLDs, merits & demerits of PROM, PAL, PLA comparison, realization of Boolean functions using PROM, PAL, PLA, programming tables of PROM, PAL, PLA.

UNIT – V**SEQUENTIAL CIRCUITS I:**

Classification of sequential circuits (synchronous and asynchronous); basic flip-flops, truth tables and excitation tables (nand RS latch, nor RS latch, RS flip-flop, JK flip-flop, T flip-flop, D flip-flop with reset and clear terminals). Conversion from one flip-flop to flip-flop. Design of ripple counters, design of synchronous counters, Johnson counter, ring counter. Design of registers - Buffer register, control buffer register, shift register, bi-directional shift register, universal shift register.

UNIT – VI**SEQUENTIAL CIRCUITS II :**

Finite state machine; Analysis of clocked sequential circuits, state diagrams, state tables, reduction of state tables and state assignment, design procedures. Realization of circuits using various flip-flops. Meelay to Moore conversion and vice-versa.

TEXT BOOKS:

1. Switching Theory and Logic Design by Hill and Peterson Mc-Graw Hill TMH edition.
2. Switching Theory and Logic Design by A. Anand Kumar
3. Digital Design by Mano PHI.

REFERENCE BOOKS:

1. Modern Digital Electronics by RP Jain, TMH.
2. Fundamentals of Logic Design by Charles H. Roth Jr, Jaico Publishers.
3. Micro electronics by Milliman MH edition.

II Year – II SEMESTER

T	P	C
3+1	0	3

EM WAVES AND TRANSMISSION LINES**UNIT I**

Electrostatics: Coulomb's Law, Electric Field Intensity Electric Flux Density, Gauss Law and Applications, Electric Potential, Maxwell's Two Equations for Electrostatic Fields, Energy Density, Illustrative Problems. Convection and Conduction Currents, Dielectric Constant, Continuity Equation, Relaxation Time, Poisson's and Laplace's Equations; Capacitance – Parallel Plate, Coaxial, Spherical Capacitors, Illustrative Problems.

Magneto Statics : Biot-Savart Law, Ampere's Circuital Law and Applications, Magnetic Flux Density, Maxwell's Two Equations for Magnetostatic Fields, Magnetic Scalar and Vector Potentials, Forces due to Magnetic Fields, Ampere's Force Law, Inductances and Magnetic Energy. Illustrative Problems.

UNIT II

Maxwell's Equations (Time Varying Fields): Faraday's Law and Transformer emf, Inconsistency of Ampere's Law and Displacement Current Density, Maxwell's Equations in Different Final Forms and Word Statements. Conditions at a Boundary Surface : Dielectric-Dielectric and Dielectric-Conductor Interfaces. Illustrative Problems.

UNIT III

EM Wave Characteristics - I: Wave Equations for Conducting and Perfect Dielectric Media, Uniform Plane Waves – Definition, All Relations Between E & H. Sinusoidal Variations. Wave Propagation in Lossless and Conducting Media. Conductors & Dielectrics – Characterization, Wave Propagation in Good Conductors and Good Dielectrics. Polarization. Illustrative Problems.

UNIT IV

EM Wave Characteristics – II: Reflection and Refraction of Plane Waves – Normal and Oblique Incidences, for both Perfect Conductor and Perfect Dielectrics, Brewster Angle, Critical Angle and Total Internal Reflection,

Surface Impedance. Poynting Vector and Poynting Theorem – Applications, Power Loss in a Plane Conductor. Illustrative Problems.

UNIT VI

Transmission Lines - I : Types, Parameters, Transmission Line Equations, Primary & Secondary Constants, Expressions for Characteristic Impedance, Propagation Constant, Phase and Group Velocities, Infinite Line Concepts, Losslessness/Low Loss Characterization, Distortion – Condition for Distortionlessness and Minimum Attenuation, Loading - Types of Loading. Illustrative Problems.

UNIT VI

Transmission Lines – II : Input Impedance Relations, SC and OC Lines, Reflection Coefficient, VSWR. UHF Lines as Circuit Elements; $\lambda/4$, $\lambda/2$, $\lambda/8$ Lines – Impedance Transformations. Smith Chart – Configuration and Applications, Single and Double Stub Matching. Illustrative Problems.

TEXT BOOKS :

1. Elements of Electromagnetic – Matthew N.O. Sadiku, Oxford Univ. Press, 3rd ed., 2001.
2. Electromagnetic Waves and Radiating Systems – E.C. Jordan and K.G. Balmain, PHI, 2nd Edition, 2000.

REFERENCES :

1. Electromagnetic Fields and Wave Theory –GSN Raju, Pearson Education 2006
2. Engineering Electromagnetics – Nathan Ida, Springer (India) Pvt. Ltd., New Delhi, 2nd ed., 2005.
3. Engineering Electromagnetics – William H. Hayt Jr. and John A. Buck, TMH, 7th ed., 2006.
4. Transmission Lines and Networks – Umesh Sinha, Satya Prakashan (Tech. India Publications), New Delhi, 2001.

II Year – II SEMESTER

T	P	C
3+1	0	3

ANALOG COMMUNICATIONS**UNIT I**

AMPLITUDE MODULATION : Introduction to communication system, Need for modulation, Frequency Division Multiplexing , Amplitude Modulation, Definition, Time domain and frequency domain description, single tone modulation, power relations in AM waves, Generation of AM waves, square law Modulator, Switching modulator, Detection of AM Waves; Square law detector, Envelope detector.

UNIT II

DSB & SSB MODULATION : Double side band suppressed carrier modulators, time domain and frequency domain description, Generation of DSBSC Waves, Balanced Modulators, Ring Modulator, Coherent detection of DSB-SC Modulated waves, COSTAS Loop. Frequency domain description, Frequency discrimination method for generation of AM SSB Modulated Wave, Time domain description, Phase discrimination method for generating AM SSB Modulated waves. Demodulation of SSB Waves, Vestigial side band modulation: Frequency description, Generation of VSB Modulated wave, Time domain description, Envelope detection of a VSB Wave pulse Carrier, Comparison of AM Techniques, Applications of different AM Systems.

UNIT III

ANGLE MODULATION : Basic concepts, Frequency Modulation: Single tone frequency modulation, Spectrum Analysis of Sinusoidal FM Wave, Narrow band FM, Wide band FM, Constant Average Power, Transmission bandwidth of FM Wave - Generation of FM Waves, Direct FM, Detection of FM Waves: Balanced Frequency discriminator, Zero crossing detector, Phase locked loop, Comparison of FM & AM.

UNIT IV

NOISE : Noise in Analog communication System, Noise in DSB & SSB

System, Noise in AM System, Noise in Angle Modulation System, Threshold effect in Angle Modulation System, Pre-emphasis & de-emphasis.

UNIT V

TRANSMITTERS & RECEIVERS: Radio Transmitter - Classification of Transmitter, AM Transmitter, Effect of feedback on performance of AM Transmitter, FM Transmitter – Variable reactance type and phase modulated FM Transmitter, frequency stability in FM Transmitter. **Radio Receiver** - Receiver Types - Tuned radio frequency receiver, Superhetrodyne receiver, RF section and Characteristics - Frequency changing and tracking, Intermediate frequency, AGC, FM Receiver, Comparison with AM Receiver, Amplitude limiting.

UNIT VI

PULSE MODULATION : Time Division Multiplexing, Types of Pulse modulation, PAM (Single polarity, double polarity) PWM: Generation & demodulation of PWM, PPM, Generation and demodulation of PPM, TDM Vs FDM.

TEXT BOOKS:

1. Principles of Communication Systems – H Taub & D. Schilling, Gautam Sahe, TMH, 2007 3rd Edition.
2. Communication Systems – B.P. Lathi, BS Publication, 2006.

REFERENCES:

1. Principles of Communication Systems - Simon Haykin, John Wiley, 2nd Ed.
2. Electronics & Communication System – George Kennedy and Bernard Davis, TMH 2004.
3. Communication Systems– R.P. Singh, SP Sapre, Second Edition TMH, 2007.
4. Fundamentals of Communication Systems - John G. Proakis, Masond, Salehi PEA, 2006.

II Year – II SEMESTER**T P C**
0 3 2**ELECTRONIC CIRCUIT ANALYSIS LAB**

Note : The students are required to design the electronic circuit and they have to perform the simulation using Multisim/ Pspice/Equivalent Licensed simulation software tool. Further they are required to verify the result using necessary hardware in the hardware laboratory.

PART A: List of Experiments :(Minimum of Ten Experiments has to be performed)

1. Determination of f_T of a given transistor.
2. Voltage-Series Feedback Amplifier
3. Current-Shunt Feedback Amplifier
4. RC Phase Shift/Wien Bridge Oscillator
5. Hartley/Colpitt's Oscillator
6. Two Stage RC Coupled Amplifier
7. Darlington Pair Amplifier
8. Bootstrapped Emitter Follower
9. Class A Series-fed Power Amplifier
10. Transformer-coupled Class A Power Amplifier
11. Class B Push-Pull Power Amplifier
12. Complementary Symmetry Class B Push-Pull Power Amplifier
13. Single Tuned Voltage Amplifier
14. Double Tuned Voltage Amplifier

PART B: Equipment required for Laboratory**Software:**

- i. Multisim/ Pspice/Equivalent Licensed simulation software tool
- ii. Computer Systems with required specifications

Hardware:

1. Regulated Power supplies
 2. Analog/Digital Storage Oscilloscopes
 3. Analog/Digital Function Generators
 4. Digital Multimeters
 5. Decade Résistance Boxes/Rheostats
 6. Decade Capacitance Boxes
 7. Ammeters (Analog or Digital)
 8. Voltmeters (Analog or Digital)
- Active & Passive Electronic Components

II Year – II SEMESTER

T	P	C
0	3	2

ANALOG COMMUNICATIONS LAB

List of Experiments (Twelve experiments to be done) - (a. Hardware, b. MATLAB Simulink, c. MATLAB Communication tool box)

- A. Amplitude Modulation - Mod. & Demod.
- B. AM - DSB SC - Mod. & Demod.
- C. Spectrum Analysis of Modulated signal using Spectrum Analyser
- D. Diode Detector
- E. Pre-emphasis & De-emphasis
- F. Frequency Modulation - Mod. & Demod.
- G. AGC Circuits
- H. Sampling Theorem
- I. Pulse Amplitude Modulation - Mod. & Demod.
- J. PWM , PPM - Mod. & Demod.
- K. PLL

Equipments & Software required:**Software :**

- i.) Computer Systems with latest specifications
- ii) Connected in Lan (Optional)
- iii) Operating system (Windows XP)
- iv) Simulations software (Simulink & MATLAB)

Equipment:

1. RPS - 0 – 30 V
2. CRO - 0 – 20 M Hz.
3. Function Generators - 0 – 1 M Hz
4. Components
5. Multimeters
6. Spectrum Analyser

III Year – I SEMESTER**T P C**
3+1 0 3**PULSE AND DIGITAL CIRCUITS****OBJECTIVES**

The student will be made

- To understand the concept of wave shaping circuits, Switching Characteristics of diode and transistor.
- To analyze different types of Multi vibrators and their design procedures.
- To Introduce to Time-base Generators and Principles of Synchronization and Frequency division.
- To Understand Sampling Gates and to Design NAND and NOR gates using various logic families.

UNIT I

LINEAR WAVE SHAPING: High pass, low pass RC circuits, their response for sinusoidal, step, pulse, square and ramp inputs. RC network as differentiator and integrator, attenuators, its applications in CRO probe, RL and RLC circuits and their response for step input, Ringing circuit.

UNIT II

NON-LINEAR WAVE SHAPING : Diode clippers, Transistor clippers, clipping at two independent levels, Transfer characteristics of clippers, Emitter coupled clipper, Comparators, applications of voltage comparators, clamping operation, clamping circuits using diode with different inputs, Clamping circuit theorem, practical clamping circuits, effect of diode characteristics on clamping voltage, Transfer characteristics of clampers.

UNIT III

SWITCHING CHARACTERISTICS OF DEVICES : Diode as a switch, piecewise linear diode characteristics, Transistor as a switch, Break down voltage consideration of transistor, saturation parameters of Transistor and their variation with temperature, Design of transistor switch, transistor-switching times.

Digital Logic gate circuits: Realization of Logic Gates using DTL, TTL, ECL and CMOS logic circuits, Comparison of logic families.

UNIT IV**MULTIVIBRATORS :**

Bistable Multi Vibrator: Analysis and Design of Fixed Bias, Self Bias Bistable Multi Vibrator, Collector catching Diodes, Commutating Capacitors,

Methods of Triggering using RC network & Diode, Emitter Coupled Bistable Multi Vibrator (Schmitt trigger).

Monostable Multi Vibrator: Analysis and Design of Collector Coupled Monostable Multi Vibrator, Triggering method of a Monostable Multi Vibrator, Application of Monostable Multi Vibrator as a Voltage to Time Converter.

Astable Multi Vibrator: Analysis and Design of Collector Coupled Astable Multi vibrator , Application of Astable Multi Vibrator as a Voltage to Frequency Converter. All circuits are transistor version.

UNIT V

VOLTAGE TIME BASE GENERATORS : General features of a time base signal, methods of generating time base waveform, Miller and Bootstrap time base generators – basic principles, Transistor miller time base generator, Transistor Bootstrap time base generator.

UNIT VI

SYNCHRONIZATION AND FREQUENCY DIVISION & SAMPLING GATES : Principles of Synchronization, Frequency division in sweep circuit, Astable relaxation circuits, Monostable relaxation circuits, Synchronization of a sweep circuit with symmetrical signals.

Basic operating principles of sampling gates, Unidirectional and Bi-directional sampling gates, Reduction of pedestal in gate circuits, Applications of sampling gates.

TEXT BOOKS :

1. Pulse, Digital and Switching Waveforms - J. Millman and H. Taub, McGraw-Hill, 1991.
2. Solid State Pulse circuits - David A. Bell, PHI, 4th Edn., 2002 .

REFERENCES :

1. Pulse and Digital Circuits – A. Anand Kumar, PHI, 2005.
2. Wave Generation and Shaping - L. Strauss.
3. Pulse, Digital Circuits and Computer Fundamentals - R.Venkataraman.

OUTCOMES

After going through this course the student will be able to

- Design linear and non-linear wave shaping circuits.
- Apply the fundamental concepts of wave shaping for various switching and signal generating circuits.
- Design different multivibrators and time base generators.

III Year – I SEMESTER

T	P	C
3+1	0	3

LINEAR IC APPLICATIONS**OBJECTIVES**

The student will

- Study characteristics, realize circuits, design for signal analysis using Op-amp ICs.
- Study the linear and non-linear applications of operational amplifiers.
- Study IC 555 timer, PLL and VCO with their applications.
- Study and understand different types of ADCs and DACs
- Acquire skills required for designing and testing integrated circuits

UNIT I

INTEGRATED CIRCUITS: Differential Amplifier- DC and AC analysis of Dual input Balanced output Configuration, Properties of other differential amplifier configuration (Dual Input Unbalanced Output, Single Ended Input – Balanced/ Unbalanced Output), DC Coupling and Cascade Differential Amplifier Stages, Level translator.

UNIT II

Characteristics of OP-Amps, Integrated circuits-Types, Classification, Package Types and Temperature ranges, Power supplies, Op-amp Block Diagram, ideal and practical Op-amp Specifications, DC and AC characteristics, 741 op-amp & its features, FET input. Op-Amps, Op-Amp parameters & Measurement, Input & Out put Off set voltages & currents, slew rates, CMRR, PSRR, drift, Frequency Compensation technique.

UNIT III

LINEAR and NON-LINEAR APPLICATIONS OF OP- AMPS: Inverting and Non-inverting amplifier, Integrator and differentiator, Difference amplifier, Instrumentation amplifier, AC amplifier, V to I, I to V converters, Buffers. Non- Linear function generation, Comparators, Multivibrators, Triangular and Square wave generators, Log and Anti log Amplifiers, Precision rectifiers.

UNIT IV

ACTIVE FILTERS, ANALOG MULTIPLIERS AND MODULATORS: Introduction, Butter worth filters – 1st order, 2nd order LPF, HPF filters. Band pass, Band reject and All pass filters.

Four Quadrant multiplier, balanced modulator, IC1496, Applications of analog switches and Multiplexers, Sample & Hold amplifiers.

UNIT V

TIMERS & PHASE LOCKED LOOPS: Introduction to 555 timer, functional diagram, Monostable and Astable operations and applications, Schmitt Trigger. PLL - introduction, block schematic, principles and description of individual blocks, 565 PLL, Applications of PLL – frequency multiplication, frequency translation, AM, FM & FSK demodulators. Applications of VCO (566).

UNIT VI

DIGITAL TO ANALOG AND ANALOG TO DIGITAL CONVERTERS : Introduction, basic DAC techniques, weighted resistor DAC, R-2R ladder DAC, inverted R-2R DAC, and IC 1408 DAC, Different types of ADCs – parallel Comparator type ADC, counter type ADC, successive approximation ADC and dual slope ADC. DAC and ADC Specifications, Specifications AD 574 (12 bit ADC).

TEXT BOOKS :

1. Linear Integrated Circuits – D. Roy Chowdhury, New Age International (p) Ltd, 2nd Edition, 2003.
2. Op-Amps & Linear ICs - Ramakanth A. Gayakwad, PHI, 1987.

REFERENCES :

1. Design with Operational Amplifiers & Analog Integrated Circuits - Sergio Franco, McGraw Hill, 1988.
2. OP AMPS and Linear Integrated Circuits concepts and Applications, James M Fiore, Cengage Learning India Ltd.
3. Operational Amplifiers & Linear Integrated Circuits–R.F.Coughlin & Fredrick Driscoll, PHI, 6th Edition.
4. Operational Amplifiers – C.G. Clayton, Butterworth & Company Publ.Ltd./ Elsevier, 1971.
5. Operational Amplifiers & Linear ICs – David A Bell, Oxford Uni. Press, 3rd Edition.

OUTCOMES

After going through this course the student will be able to

- Design circuits using operational amplifiers for various applications.
- Analyze and design amplifiers and active filters using Op-amp.
- Acquire skills required for designing and testing integrated circuits
- Understand the gain-bandwidth concept and frequency response of the three basic amplifiers. Understand thoroughly the operational amplifiers with linear integrated circuits.
- Design combinational logic circuits for different applications.

III Year – I SEMESTER**T P C**
3+1 0 3**CONTROL SYSTEMS****OBJECTIVES**

The student will

- Learn the fundamental concepts of Control systems and mathematical modelling of the system.
- Study the concepts of time response and frequency response of the system.
- Understand the basics of stability analysis of the system.

UNIT I**INTRODUCTION**

Concepts of Control Systems- Open Loop and closed loop control systems and their differences- Different examples of control systems- Classification of control systems, Feed-Back Characteristics, Effects of feedback. Mathematical models – Differential equations, Impulse Response and transfer functions - Translational and Rotational mechanical systems

UNIT II**TRANSFER FUNCTION REPRESENTATION**

Transfer Function of DC Servo motor - AC Servo motor- Synchro transmitter and Receiver, Block diagram representation of systems considering electrical systems as examples -Block diagram algebra – Representation by Signal flow graph - Reduction using mason's gain formula.

UNIT III**TIME RESPONSE ANALYSIS**

Standard test signals - Time response of first order systems – Characteristic Equation of Feedback control systems, Transient response of second order systems - Time domain specifications – Steady state response - Steady state errors and error constants – Effects of proportional derivative, proportional integral systems.

UNIT IV**STABILITY ANALYSIS IN S-DOMAIN**

The concept of stability – Routh's stability criterion – qualitative stability and

conditional stability – limitations of Routh's stability.

Root Locus Technique:

The root locus concept - construction of root loci-effects of adding poles and zeros to $G(s)H(s)$ on the root loci.

UNIT V

FREQUENCY RESPONSE ANALYSIS

Introduction, Frequency domain specifications-Bode diagrams-Determination of Frequency domain specifications and transfer function from the Bode Diagram-Phase margin and Gain margin-Stability Analysis from Bode Plots.

STABILITY ANALYSIS IN FREQUENCY DOMAIN:

Polar Plots, Nyquist Plots Stability Analysis.

UNIT VI

CLASSICAL CONTROL DESIGN TECHNIQUES

Compensation techniques – Lag, Lead, Lead-Lag Controllers design in frequency Domain, PID Controllers. State Space Analysis of Continuous Systems Concepts of state, state variables and state model, derivation of state models from block diagrams, Diagonalization- Solving the Time invariant state Equations- State Transition Matrix and its Properties – Concepts of Controllability and Observability.

TEXT BOOKS:

1. Automatic Control Systems 8th edition– by B. C. Kuo 2003– John wiley and son's.,
2. Control Systems Engineering – by I. J. Nagrath and M. Gopal, New Age International (P) Limited, Publishers, 2nd edition.

REFERENCE BOOKS:

1. Modern Control Engineering – by Katsuhiko Ogata – Prentice Hall of India Pvt. Ltd., 3rd edition, 1998.
2. Control Systems by N.K.Sinha, New Age International (P) Limited Publishers, 3rd Edition, 1998.

OUTCOMES

After going through this course the student will be able to

- Represent the mathematical model of a system.
- Determine the response of different order systems for various step inputs.
- Analyse the stability of the system.

III Year – I SEMESTER

T	P	C
3+1	0	3

DIGITAL SYSTEM DESIGN & DIGITAL IC APPLICATIONS**OBJECTIVES**

The student will be introduced to

- The electrical behavior of CMOS both in static and dynamic conditions and before that study the diode/transistor-transistor logic and Emitter coupled logic.
- In this course, students can study Integrated circuits for all digital operational designs like adder, subtractor, multipliers, multiplexers, registers, counters, flip flops, encoders, decoders and memory elements like RAM and ROM.
- Design and to develop the internal circuits for different digital operations and simulate them using hardware languages using integrated circuits.
- Understand the concepts of SSI Latches and Flip-Flops and Design of Counters using Digital ICs, modeling of sequential logic integrated circuits using VHDL.

Unit-I:

Digital Design Using HDL: Design flow, program structure, History of VHDL, VHDL requirements, Levels of Abstraction, Elements of VHDL, Concurrent and Sequential Statements, Packages, Libraries and Bindings, Objects and Classes, Subprograms, Comparison of VHDL and Verilog HDL.

Unit-II:

VHDL Modelling : Simulation, Logic Synthesis, Inside a logic Synthesizer, Constraints, Technology Libraries, VHDL and Logic Synthesis, Functional Gate-Level verification, Place and Route, Post Layout Timing Simulation, Static Timing, Major Netlist formats for design representation, VHDL Synthesis-Programming Approach.

Unit-III:

Programmable Logic Devices (PLDs) & Memories: Programmable Read Only Memory, Programmable Logic Array, Programmable Array Logic Devices, ROM: Internal structure, 2D-Decoding, Commercial ROM types, timing and applications,. Static RAM: Internal structure, SRAM timing, standard, synchronous SRAMS, Dynamic RAM: Internal structure, timing, synchronous DRAMS. Design considerations of PLDs with relevant Digital ICs.

Unit-IV:

Digital Logic Families and Interfacing: Introduction to logic families, CMOS logic, CMOS steady state and dynamic electrical behavior, CMOS

logic families. bipolar logic, transistor-transistor logic, TTL families, CMOS/TTL interfacing, low voltage CMOS logic and interfacing, Emitter coupled logic.

Unit-V:

Combinational Logic Design: Adders & Subtractors, Ripple Adder, Look Ahead Carry Generator, Binary Parallel Adder, Binary Adder-Subtractor, ALU, Decoders, encoders, three state devices, multiplexers and demultiplexers, Code Converters, parity circuits, comparators, multipliers, Barrel Shifter, Simple Floating-Point Encoder, Cascading Comparators, Dual Priority Encoder, Design considerations with relevant Digital ICs, modeling of Circuits by using VHDL.

Unit-VI:

Sequential Logic Design: SSI Latches and Flip-Flops, Counters, Design of Counters using Digital ICs, Ring Counter, Johnson Counter, Modulus N Synchronous Counters, MSI Registers, Shift Registers, Modes of Operation of Shift Registers, Universal Shift Registers, MSI Shift Registers, Design considerations with relevant Digital ICs, modeling of circuits by using VHDL.

TEXT BOOKS:

1. Digital Design Principles & Practices – John F.Wakerly, PHI/ Pearson Education Asia, 3rd Edition, 2005.
2. Designing with TTL Integrated Circuits: Robert L. / John R. Morris & Miller.

REFERENCES:

1. "Fundamentals of Digital logic design with VHDL". Stephen Brown & Zvonko Vranesic, Tata McGraw Hill, 2nd edition.
2. VHDL Primer – J. Bhasker, Pearson Education/ PHI, 3rd Edition.

OUTCOMES:

After going through this course the student will be able to

- Understand the concepts of different logics and implementations using Integrated circuits.
- Design and analyze any Digital design in real time applications.
- Extend the digital operations to any width by connecting the ICs and can also design, simulate their results using hardware description language.
- Understand the concepts of MSI Registers and Modes of Operation of Shift Registers, Universal Shift Registers.

III Year – I SEMESTER

T	P	C
3+1	0	3

ANTENNAS AND WAVE PROPAGATION**OBJECTIVES**

The student will be able to

- understand the applications of the electromagnetic waves in free space.
- introduce the working principles of various types of antennas
- discuss the major applications of antennas with an emphasis on how antennas are employed to meet electronic system requirements.
- understand the concepts of radio wave propagation in the atmosphere.

UNIT I

ANTENNA FUNDAMENTALS: Introduction, Radiation Mechanism – single wire, 2 wire, dipoles, Current Distribution on a thin wire antenna. Antenna Parameters - Radiation Patterns, Patterns in Principal Planes, Main Lobe and Side Lobes, Beamwidths, Polarization, Beam Area, Radiation Intensity, Beam Efficiency, Directivity, Gain and Resolution, Antenna Apertures, Aperture Efficiency, Effective Height, illustrated Problems.

UNIT II

THIN LINEAR WIRE ANTENNAS: Retarded Potentials, Radiation from Small Electric Dipole, Quarter wave Monopole and Half wave Dipole – Current Distributions, Evaluation of Field Components, Power Radiated, Radiation Resistance, Beamwidths, Directivity, Effective Area and Effective Height. Natural current distributions, fields and patterns of Thin Linear Center-fed Antennas of different lengths, Radiation Resistance at a point which is not current maximum. Antenna Theorems – Applicability and Proofs for equivalence of directional characteristics, Loop Antennas: Small Loops - Field Components, Comparison of far fields of small loop and short dipole, Concept of short magnetic dipole, D and R_r relations for small loops.

UNIT III

ANTENNA ARRAYS : 2 element arrays – different cases, Principle of Pattern Multiplication, N element Uniform Linear Arrays – Broadside, End-fire Arrays, EFA with Increased Directivity, Derivation of their characteristics and comparison; Concept of Scanning Arrays. Directivity

Relations (no derivations). Related Problems. Binomial Arrays, Effects of Uniform and Non-uniform Amplitude Distributions, Design Relations. Arrays with Parasitic Elements, Yagi-Uda Arrays, Folded Dipoles and their characteristics.

UNIT IV

NON-RESONANT RADIATORS : Introduction, Traveling wave radiators – basic concepts, Long wire antennas – field strength calculations and patterns, Microstrip Antennas-Introduction, Features, Advantages and Limitations, Rectangular Patch Antennas –Geometry and Parameters, Impact of different parameters on characteristics. Broadband Antennas: Helical Antennas – Significance, Geometry, basic properties; Design considerations for monofilar helical antennas in Axial Mode and Normal Modes (Qualitative Treatment).

UNIT V

VHF, UHF AND MICROWAVE ANTENNAS : Reflector Antennas : Flat Sheet and Corner Reflectors. Paraboloidal Reflectors – Geometry, characteristics, types of feeds, F/D Ratio, Spill Over, Back Lobes, Aperture Blocking, Off-set Feeds, Cassegrain Feeds.

Horn Antennas – Types, Optimum Horns, Design Characteristics of Pyramidal Horns; Lens Antennas – Geometry, Features, Dielectric Lenses and Zoning, Applications, Antenna Measurements – Patterns Required, Set Up, Distance Criterion, Directivity and Gain Measurements (Comparison, Absolute and 3-Antenna Methods).

UNIT VI

WAVE PROPAGATION : Concepts of Propagation – frequency ranges and types of propagations. Ground Wave Propagation–Characteristics, Parameters, Wave Tilt, Flat and Spherical Earth Considerations. Sky Wave Propagation – Formation of Ionospheric Layers and their Characteristics, Mechanism of Reflection and Refraction, Critical Frequency, MUF and Skip Distance – Calculations for flat and spherical earth cases, Optimum Frequency, LUHF, Virtual Height, Ionospheric Abnormalities, Ionospheric Absorption.

Fundamental Equation for Free-Space Propagation, Basic Transmission Loss Calculations. Space Wave Propagation – Mechanism, LOS and Radio Horizon. Tropospheric Wave Propagation – Radius of Curvature of path, Effective Earth's Radius, Effect of Earth's Curvature, Field Strength Calculations, M-curves and Duct Propagation, Tropospheric Scattering.

TEXT BOOKS

1. Antennas for All Applications – John D. Kraus and Ronald J. Marhefka, 3rd Edition, TMH, 2003.
2. Electromagnetic Waves and Radiating Systems – E.C. Jordan and K.G. Balmain, PHI, 2nd Edition, 2000.

REFERENCES

1. Antenna Theory - C.A. Balanis, John Wiley and Sons, 2nd Edition, 2001.
2. Antennas and Wave Propagation – K.D. Prasad, Satya Prakashan, Tech India Publications, New Delhi, 2001.
3. Transmission and Propagation – E.V.D. Glazier and H.R.L. Lamont, The Services Text Book of Radio, vol. 5, Standard Publishers Distributors, Delhi.
4. Electronic and Radio Engineering – F.E. Terman, McGraw-Hill, 4th Edition, 1955.
5. Antennas – John D. Kraus, McGraw-Hill, 2nd Edition, 1988.

OUTCOMES

After going through this course the student will be able to

- Identify basic antenna parameters.
- Design and analyze wire antennas, loop antennas, reflector antennas, lens antennas, horn antennas and microstrip antennas
- Quantify the fields radiated by various types of antennas
- Design and analyze antenna arrays
- Analyze antenna measurements to assess antenna's performance
- Identify the characteristics of radio wave propagation

III Year – I SEMESTER**T P C**
0 3 2**Pulse & Digital Circuits Lab**

1. Linear wave shaping.
2. Non Linear wave shaping – Clippers.
3. Non Linear wave shaping – Clampers.
4. Transistor as a switch.
5. Study of Logic Gates & Some applications.
6. Study of Flip-Flops & some applications.
7. Sampling Gates.
8. Astable Multivibrator.
9. Monostable Multivibrator.
10. Bistable Multivibrator.
11. Schmitt Trigger.
12. UJT Relaxation Oscillator.
13. Bootstrap sweep circuit.

EQUIPMENT REQUIRED FOR LABORATORY:

1. RPS - 0 – 30 V
2. CRO - 0 – 20 M Hz.
3. Function Generators - 0 – 1 M Hz
4. Components
5. Multi Meters

III Year – I SEMESTER**T P C**
0 3 2**LIC APPLICATIONS LAB****Minimum Twelve Experiments to be conducted :**

1. Study of ICs – IC 741, IC 555, IC 565, IC 566, IC 1496 – functioning, parameters and Specifications.
2. OP AMP Applications – Adder, Subtractor, Comparator Circuits.
3. Integrator and Differentiator Circuits using IC 741.
4. Active Filter Applications – LPF, HPF (first order)
5. Active Filter Applications – BPF, Band Reject (Wideband) and Notch Filters.
6. IC 741 Oscillator Circuits – Phase Shift and Wien Bridge Oscillators.
7. Function Generator using OP AMPs.
8. IC 555 Timer – Monostable Operation Circuit.
9. IC 555 Timer – Astable Operation Circuit.
10. Schmitt Trigger Circuits – using IC 741 and IC 555.
11. IC 565 – PLL Applications.
12. IC 566 – VCO Applications.
13. Voltage Regulator using IC 723.
14. Three Terminal Voltage Regulators – 7805, 7809, 7912.
15. 4 bit DAC using OP AMP.

EQUIPMENT REQUIRED FOR LABORATORIES:

1. RPS
2. CRO
3. Function Generator
4. Multi Meters
5. IC Trainer Kits (Optional)
6. Bread Boards
7. Components:- IC741, IC555, IC565, IC1496, IC723, 7805, 7809, 7912 and other essential components.
8. Analog IC Tester

III Year – I SEMESTER**T P C**
0 3 2**Digital System Design & DICA Laboratory**

The students are required to design and draw the internal structure of the following Digital Integrated Circuits and to develop VHDL source code, perform simulation using relevant simulator and analyze the obtained simulation results using necessary synthesizer. Further, it is required to verify the logic with necessary hardware.

List of Experiments:

1. Realization of Logic Gates
2. 3 to 8 Decoder- 74138
3. 8*1 Multiplexer-74151 and 2*1 De-multiplexer-74155
4. 4-Bit Comparator-7485.
5. D Flip-Flop- 7474
6. Decade Counter- 7490
7. 4 Bit Counter-7493
8. Shift Register-7495
9. Universal shift register-74194/195
10. Ram (16*4)-74189 (read and write operations)
11. ALU

Equipment Required:

1. Xilinx ISE software-latest version
2. Personal computer with necessary peripherals
3. Hardware kits- Various FPGA families.

III Year – I SEMESTER**T P C**
3 0 2**INTELLECTUAL PROPERTY RIGHTS AND PATENTS****Unit I**

Introduction to Intellectual Property Law – Evolutionary past – Intellectual Property Law Basics - Types of Intellectual Property - Innovations and Inventions of Trade related Intellectual Property Rights – Agencies Responsible for Intellectual Property Registration – Infringement - Regulatory – Over use or Misuse of Intellectual Property Rights - Compliance and Liability Issues.

Unit II

Introduction to Copyrights – Principles of Copyright – Subject Matters of Copyright – Rights Afforded by Copyright Law –Copyright Ownership – Transfer and Duration – Right to Prepare Derivative Works –Rights of Distribution – Rights of performers – Copyright Formalities and Registration – Limitations – Infringement of Copyright – International Copyright Law- Semiconductor Chip Protection Act.

Unit III

Introduction to Patent Law – Rights and Limitations – Rights under Patent Law – Patent Requirements – Ownership and Transfer – Patent Application Process and Granting of Patent – Patent Infringement and Litigation – International Patent Law – Double Patenting – Patent Searching – Patent Cooperation Treaty – New developments in Patent Law- Invention Developers and Promoters.

Unit IV

Introduction to Trade Mark – Trade Mark Registration Process – Post registration procedures – Trade Mark maintenance – Transfer of rights – Inter parties Proceedings – Infringement – Dilution of Ownership of Trade Mark – Likelihood of confusion – Trade Mark claims – Trade Marks Litigation – International Trade Mark Law

Unit V

Introduction to Trade Secrets – Maintaining Trade Secret – Physical Security – Employee Access Limitation – Employee Confidentiality Agreement –

Trade Secret Law – Unfair Competition – Trade Secret Litigation – Breach of Contract – Applying State Law.

Unit VI

Introduction to Cyber Law – Information Technology Act - Cyber Crime and E-commerce – Data Security – Confidentiality – Privacy - International aspects of Computer and Online Crime.

REFERENCE BOOKS:

1. Deborah E. Bouchoux: "Intellectual Property". Cengage learning , New Delhi
2. Kompal Bansal & Parishit Bansal "Fundamentals of IPR for Engineers", BS Publications (Press)
3. Cyber Law. Texts & Cases, South-Western's Special Topics Collections
4. Prabhuddha Ganguli: ' Intellectual Property Rights" Tata Mc-Graw – Hill, New Delhi
5. Richard Stim: "Intellectual Property", Cengage Learning, New Delhi.
6. R. Radha Krishnan, S. Balasubramanian: "Intellectual Property Rights", Excel Books. New Delhi.
7. M. Ashok Kumar and Mohd. Iqbal Ali: "Intellectual Property Right" Serials Pub.

III Year – II SEMESTER

T	P	C
3+1	0	3

MICRO PROCESSORS AND MICRO CONTROLLERS

OBJECTIVES : The student will

- learn concepts of microprocessor, different addressing modes and programming of 8086.
- understand interfacing of 8086, with memory and other peripherals.
- learn concept of DMA, USART RS-232 and PIC controller.
- study the features of advanced processors and Pentium processors.
- study the features of 8051 Microcontroller, its instruction set and also other controllers.

UNIT-I: 8086/8088 MICROPROCESSORS

Register organization of 8086, Architecture, signal description of 8086, physical memory organization, general bus operation, I/O addressing capability, special purpose activities, Minimum mode, maximum mode of 8086 system and timings, the processor 8088, machine language instruction formats, addressing mode of 8086, instruction set of 8086, assembler directives and operators.

UNIT-II: PROGRAMMING WITH 8086 MICROPROCESSOR

Machine level programs, programming with an assembler, Assembly language programs, introduction to stack, stack structure of 8086/8088, interrupts and interrupt service routines, interrupt cycle of 8086, non-maskable interrupt and maskable interrupts, interrupt programming.

UNIT-III: BASIC AND SPECIAL PURPOSE PROGRAMMABLE PERIPHERALS AND THEIR INTERFACING WITH 8086/88

Semiconductor memory interfacing, dynamic RAM interfacing, interfacing I/O ports, PIO 8255 modes of operation of 8255, interfacing to D/A and A/D converters, stepper motor interfacing, control of high power devices using 8255. Programmable interrupt controller 8259A, the keyboard/display controller 8279, programmable communication interface 8251 USART, DMA Controller 8257.

UNIT-IV: ADVANCED MICRO PROCESSORS

Salient features of 80386DX, architecture and signal description of 80386, register organization of 80386 and addressing modes, data types of 80386,

real address mode of 80386, protected mode of 80386, segmentation and Paging, virtual 8086 mode and enhanced mode. Instruction set of 80386. The coprocessor 80387.

UNIT-V: 8051 MICROCONTROLLER

Introduction to microcontrollers, 8051 Microcontrollers, 8051 pin description, connections, I/O ports and memory organization, MCS51 addressing modes and instructions, assembly language programming tools.

UNIT-VI: PIC MICROCONTROLLERS AND ARM 32-BIT MICROCONTROLLER

Overview and features, PIC16Cx/7X instructions, interrupts in PIC 16C61/71, PIC 16F8XX Flash controllers, I/O ports and timers. Introduction to 16/32 Bit processors, ARM architecture and organization, ARM / Thumb programming model, ARM / Thumb instruction set.

TEXT BOOKS:

1. A.K.Ray, K.M.Bhurchandi, "Advanced Microprocessors and Peripherals", Tata McGraw Hill Publications, 2000.
2. N.Sentil Kumar, M.Saravanan, S.Jeevananthan, "Microprocessors and Microcontrollers", Oxford University Press, 2010.

REFERENCES:

1. Ajay V Deshmukh, "Microcontrollers", TATA McGraw Hill publications, 2012.
2. Krishna Kant, "Microprocessors and Microcontrollers", PHI Publications, 2010.

OUTCOMES

After going through this course the student will be able to

- develop programs for different addressing modes.
- perform 8086 interfacing with different peripherals and implement programs.
- describe the key features of serial and parallel communication and able to
- Design a microcontroller for simple applications.

III Year – II SEMESTER

T	P	C
3+1	0	3

DIGITAL SIGNAL PROCESSING**OBJECTIVES**

The student will be able to

- Define and use Discrete Fourier Transforms (DFTs)
- Use Z - transforms and discrete time Fourier transforms to analyze a digital system.
- Understand simple finite impulse response filters
- Learn the design procedures used for filter bank
- Learn to program a DSP processor to filter signals

UNIT I

INTRODUCTION: Introduction to Digital Signal Processing: Discrete time signals & sequences, linear shift invariant systems, stability, and causality. Linear constant coefficient difference equations. Frequency domain representation of discrete time signals and systems.

UNIT II

DISCRETE FOURIER SERIES & FOURIER TRANSFORMS: Properties of discrete Fourier series, DFS representation of periodic sequences, Discrete Fourier transforms: Properties of DFT, linear convolution of sequences using DFT, Computation of DFT, Fast Fourier transforms (FFT) - Radix-2 decimation in time and decimation in frequency FFT Algorithms, Inverse FFT.

UNIT III

REALIZATION OF DIGITAL FILTERS: Review of Z-transforms, Applications of Z – transforms, solution of difference equations - digital filters, Block diagram representation of linear constant-coefficient difference equations, Basic structures of IIR systems, Transposed forms, Basic structures of FIR systems, System function,

UNIT IV

IIR & FIR DIGITAL FILTERS: Analog filter approximations – Butter worth and Chebyshev, Design of IIR Digital filters from analog filters, Design Examples: Analog-Digital transformations Characteristics of FIR Digital Filters, frequency response. Design of FIR Digital Filters using Window Techniques, Frequency Sampling technique, Comparison of IIR & FIR filters.

UNIT V

MULTIRATE DIGITAL SIGNAL PROCESSING: Decimation, interpolation, sampling rate conversion, Implementation of sampling rate conversion.

UNIT VI

INTRODUCTION TO DSP PROCESSORS: Introduction to programmable DSPs: Multiplier and Multiplier Accumulator (MAC), Modified Bus Structures and Memory Access schemes in DSPs Multiple access memory ,multiport memory, VLSI architecture, Pipelining, Special addressing modes, On-Chip Peripherals. Architecture of TMS 320C5X- Introduction, Bus Structure, Central Arithmetic Logic Unit, Auxiliary Register, Index Register, Block Move Address Register, Parallel Logic Unit, Memory mapped registers, program controller, Some flags in the status registers, On- chip registers, On-chip peripherals.

TEXT BOOKS:

1. Digital Signal Processing, Principles, Algorithms, and Applications: John G. Proakis, Dimitris G.Manolakis, Pearson Education / PHI, 2007.
2. Discrete Time Signal Processing – A.V.Oppenheim and R.W. Schaffer, PHI.
3. Digital Signal Processors – Architecture, Programming and Applications,, B.Venkataramani, M.Bhaskar, TATA McGraw Hill, 2002.
4. Digital Signal Processing – K Raja Rajeswari, I.K. International Publishing House.

Reference Books:

1. Digital Signal Processing: Andreas Antoniou, TATA McGraw Hill , 2006
2. Digital Signal Processing: MH Hayes, Schaum's Outlines, TATA McGraw Hill, 2007.
3. DSP Primer - C. Britton Rorabaugh, Tata McGraw Hill, 2005.
4. Fundamentals of Digital Signal Processing using Matlab – Robert J. Schilling, Sandra L. Harris, Thomson, 2007.
5. Digital Signal Processing – Alan V. Oppenheim, Ronald W. Schafer, PHI Ed., 2006

OUTCOMES

After going through this course the student will be able to

- Estimate the spectra of signals that are to be processed by a discrete time filter, and to verify the performance of a variety of modern and classical spectrum estimation techniques.
- Design and simulate a digital filter
- Design new digital signal processing systems.
- Design and realize FIR, IIR filters
- Program a DSP processor to filter signals

III Year – II SEMESTER

T	P	C
3+1	0	3

DIGITAL COMMUNICATIONS**OBJECTIVES**

The student will be able to

- understand pulse digital modulation systems such as PCM, DPCM and DM.
- understand various digital modulation techniques and able to analyze various systems for their performance in terms of probability of error.
- study the concept of entropy and need for source coding.
- study Block codes, cyclic codes and convolution codes.

UNIT I

PULSE DIGITAL MODULATION: Elements of digital communication systems, advantages of digital communication systems, Elements of PCM: Sampling, Quantization & Coding, Quantization error, Companding in PCM systems. Differential PCM systems (DPCM). Delta modulation, its drawbacks, adaptive delta modulation, comparison of PCM and DM systems, noise in PCM and DM systems.

UNIT II

DIGITAL MODULATION TECHNIQUES: Introduction, ASK, FSK, PSK, DPSK, DEPSK, QPSK, M-ary PSK, ASK, FSK, similarity of BFSK and BPSK.

UNIT III

DATA TRANSMISSION : Base band signal receiver, probability of error, the optimum filter, matched filter, probability of error using matched filter, coherent reception, non-coherent detection of FSK, calculation of error probability of ASK, BPSK, BFSK, QPSK.

UNIT IV

INFORMATION THEORY: Discrete messages, concept of amount of information and its properties. Average information, Entropy and its properties. Information rate, Mutual information and its properties.

UNIT V

SOURCE CODING: Introductions, Advantages, Shannon's theorem, Shanon-Fano coding, Huffman coding, efficiency calculations, channel capacity of discrete and analog Channels, capacity of a Gaussian channel, bandwidth –S/N trade off.

UNIT VI

LINEAR BLOCK CODES: Introduction, Matrix description of Linear Block codes, Error detection and error correction capabilities of Linear block codes, Hamming codes, Binary cyclic codes, Algebraic structure, encoding, syndrome calculation, BCH Codes.

CONVOLUTION CODES: Introduction, encoding of convolution codes, time domain approach, transform domain approach. Graphical approach: state, tree and trellis diagram decoding using Viterbi algorithm.

TEXT BOOKS:

1. Digital communications - Simon Haykin, John Wiley, 2005
2. Principles of Communication Systems – H. Taub and D. Schilling, TMH, 2003

REFERENCES:

1. Digital and Analog Communication Systems - Sam Shanmugam, John Wiley, 2005.
2. Digital Communications – John Proakis, TMH, 1983. Communication Systems Analog & Digital – Singh & Sapre, TMH, 2004.
3. Modern Analog and Digital Communication – B.P.Lathi, Oxford reprint, 3rd edition, 2004.

OUTCOMES

After going through this course the student will be able to

- analyze the performance of a Digital Communication System for probability of error and are able to design a digital communication system.
- analyze various source coding techniques
- Compute and analyze Block codes, cyclic codes and convolution codes.
- Design a coded communication system.

III Year – II SEMESTER

T	P	C
3+1	0	3

MICROWAVE ENGINEERING**OBJECTIVES**

The student will

- Understand fundamental electrical characteristics of waveguides and transmission lines through electromagnetic field analysis.
- Understand the basic properties of Polarization and Ferrite materials composition in the case of waveguide components.
- Understand the multiport junction concept for splitting the microwave energy in a desired direction.
- Understand the function, design, and integration of the major microwave components like oscillator, modulator, power amplifier, filter, and mixer in building a Microwave test bench setup for measurements.

UNIT I

MICROWAVE TRANSMISSION LINES: Introduction, Microwave Spectrum and Bands, Applications of Microwaves. Rectangular Waveguides – TE/TM mode analysis, Expressions for Fields, Characteristic Equation and Cut-off Frequencies, Filter Characteristics, Dominant and Degenerate Modes, Sketches of TE and TM mode fields in the cross-section, Mode Characteristics – Phase and Group Velocities, Wavelengths and Impedance Relations; Power Transmission and Power Losses in Rectangular Guide, Impossibility of TEM mode. Related Problems.

UNIT II

CIRCULAR WAVEGUIDES: Introduction, Nature of Fields, Characteristic Equation, Dominant and Degenerate Modes. Microstrip Lines– Introduction, Zo Relations, Effective Dielectric Constant, Losses, Q factor.

Cavity Resonators– Introduction, Rectangular and Cylindrical Cavities, Dominant Modes and Resonant Frequencies, Q factor and Coupling Coefficients, Excitation techniques- waveguides and cavities, Related Problems.

UNIT III

WAVEGUIDE COMPONENTS AND APPLICATIONS - I :Coupling Mechanisms – Probe, Loop, Aperture types. Waveguide Discontinuities –

Waveguide irises, Tuning Screws and Posts, Matched Loads. Waveguide Attenuators – Resistive Card, Rotary Vane types; Waveguide Phase Shifters – Dielectric, Rotary Vane types. Scattering Matrix– Significance, Formulation and Properties. S-Matrix Calculations for – 2 port Junction, E-plane and H-plane Tees, Magic Tee, Hybrid Ring; Directional Couplers – 2Hole, Bethe Hole types, Ferrite Components– Faraday Rotation, S-Matrix Calculations for Gyrator, Isolator, Circulator, Related Problems.

UNIT - IV

MICROWAVE TUBES :Limitations and Losses of conventional tubes at microwave frequencies.

Microwave tubes – O type and M type classifications. O-type tubes : 2 Cavity Klystrons – Structure, Reentrant Cavities, Velocity Modulation Process and Applegate Diagram, Bunching Process and Small Signal Theory – Expressions for o/p Power and Efficiency. Reflex Klystrons – Structure, Applegate Diagram and Principle of working, Mathematical Theory of Bunching, Power Output, Efficiency, Electronic Admittance; Oscillating Modes and o/p Characteristics, Electronic and Mechanical Tuning, Related Problems.

UNIT V

HELIX TWTS: Significance, Types and Characteristics of Slow Wave Structures; Structure of TWT and Suppression of Oscillations, Nature of the four Propagation Constants.

M-type Tubes

Introduction, Cross-field effects, Magnetrons – Different Types, 8-Cavity Cylindrical Travelling Wave.

Magnetron – Hull Cut-off and Hartree Conditions, Modes of Resonance and PI-Mode Operation, Separation of PI-Mode, o/p characteristics.

UNIT VI

MICROWAVE SOLID STATE DEVICES: Introduction, Classification, Applications. TEDs – Introduction, Gunn Diode – Principle, RWH Theory, Characteristics, Basic Modes of Operation, Oscillation Modes. Avalanche Transit Time Devices – Introduction, IMPATT and TRAPATT Diodes – Principle of Operation and Characteristics.

MICROWAVE MEASUREMENTS: Description of Microwave Bench – Different Blocks and their Features, Precautions; Microwave Power Measurement – Bolometer Method. Measurement of Attenuation, Frequency, VSWR, Cavity Q. Impedance Measurements.

TEXT BOOKS :

1. Microwave Devices and Circuits – Samuel Y. Liao, PHI, 3rd Edition, 1994.
2. Microwave Principles – Herbert J. Reich, J.G. Skalnik, P.F. Ordung and H.L. Krauss, CBS Publishers and Distributors, New Delhi, 2004.

REFERENCES :

1. Foundations for Microwave Engineering – R.E. Collin, IEEE Press, John Wiley, 2nd Edition, 2002.
2. Microwave Circuits and Passive Devices – M.L. Sisodia and G.S.Raghuvanshi, Wiley Eastern Ltd., New Age International Publishers Ltd., 1995.
3. Microwave Engineering Passive Circuits – Peter A. Rizzi, PHI, 1999.
4. Microwave Engineering – G S N Raju , I K International
5. Microwave and Radar Engineering – G Sasibhushana Rao Pearson
6. Electronic and Radio Engineering – F.E. Terman, McGraw-Hill, 4th ed., 1955.

OUTCOMES : After going through this course the student will

- Gain knowledge of transmission lines and waveguide structures and how they are used as elements in impedance matching and filter circuits.
- Apply analysis methods to determine circuit properties of passive or active microwave devices.
- Gain knowledge and understanding of microwave analysis methods.
- Distinguish between M-type and O-type tubes
- Analyze and measure various microwave parameters using a Microwave test bench

III Year – II SEMESTER

T	P	C
3+1	0	3

Open Elective**Open Electives:**

1. Bio Medical Engineering
2. Fuzzy & Neural Networks
3. Image Processing (not for ECE Students)
4. Principles of Signals, Systems and Communications (Not for ECE Students)
5. Electronic Instrumentation (Not for ECE Students)

Note: ECE Students can also Choose the OPEN ELECTIVES Offered by any Other Department.

BIO-MEDICAL ENGINEERING
(OPEN ELECTIVE)

UNIT-I:

INTRODUCTION TO BIOMEDICAL INSTRUMENTATION: Age of Biomedical Engineering, Development of Biomedical Instrumentation, Man Instrumentation System, Components of the Man-Instrument System, Physiological System of the Body, Problems Encountered in Measuring a Living System, Sources of Bioelectric Potentials, Muscle, Bioelectric Potentials, Sources of Bioelectric Potentials, Resting and Action Potentials, Propagation of Action Potential, Bioelectric Potentials-ECG, EEG and EMG, Evoked Responses.

UNIT-II:

ELECTRODES AND TRANSDUCERS: Introduction, Electrode Theory, Biopotential Electrodes, Examples of Electrodes, Basic Transducer Principles, Biochemical Transducers, The Transducer and Transduction Principles, Active Transducers, Passive Transducers, Transducers for Biomedical Applications, Pulse Sensors, Respiration Sensor, Transducers with Digital Output.

UNIT-III:

CARDIOVASCULAR SYSTEM AND MEASUREMENTS: The Heart and Cardiovascular System, Electro Cardiography, Blood Pressure Measurement, Measurement of Blood Flow and Cardiac Output, Measurement of Heart Sound, Plethysmography.

MEASUREMENTS IN THE RESPIRATORY SYSTEM: The Physiology of The Respiratory System, Tests and Instrumentation for The Mechanics of Breathing, Respiratory Therapy Equipment.

UNIT-IV:

PATIENT CARE AND MONITORING: Elements of Intensive-Care Monitoring, Patient Monitoring Displays, Diagnosis, Calibration and Repair ability of Patient-Monitoring Equipment, Other Instrumentation for Monitoring Patients, Organization of the Hospital for Patient-Care Monitoring, Pacemakers, Defibrillators, Radio Frequency Applications of Therapeutic use.

THERAPEUTIC AND PROSTHETIC DEVICES: Audiometers and Hearing Aids.

Myoelectric Arm, Laparoscope, Ophthalmology Instruments, Anatomy of Vision,.

Electrophysiological Tests, Ophthalmoscope, Tonometer for Eye Pressure Measurement.

Diathermy, Clinical Laboratory Instruments, Biomaterials, Stimulators.

UNIT-V:

DIAGNOSTIC TECHNIQUES AND BIO-TELEMETRY: Principles of Ultrasonic Measurement, Ultrasonic Imaging, Ultrasonic Applications of Therapeutic Uses, Ultrasonic Diagnosis, X-Ray and Radio-Isotope Instrumentations, CAT Scan, Emission Computerized Tomography, MRI, Introduction to Biotelemetry, Physiological Parameters Adaptable to Biotelemetry, The Components of Biotelemetry System, Implantable Units, Telemetry for ECG Measurements during Exercise, Telemetry for Emergency Patient Monitoring.

UNIT-VI:

MONITORS, RECORDERS AND SHOCK HAZARDS: Biopotential Amplifiers, Monitors, Recorders, Shock Hazards and Prevention,

Physiological Effects and Electrical Current, Shock Hazards from Electrical Equipment, Methods of Accident Prevention, Isolated Power Distribution System.

Text Books:

1. “Bio-Medical Electronics and Instrumentation”, Onkar N. Pandey, Rakesh Kumar, Katson Books.
2. “Bio-Medical Instrumentation”, Cromewell , Wiebell, Pfeiffer

References:

1. “Introduction to Bio-Medical Equipment Technology”, 4th Edition, Joseph J. Carr, John M. Brown, Pearson Publications.
2. “Hand Book of Bio-Medical Instrumentation”, Khandapur. McGrawHill

Image Processing (OPEN ELECTIVE)

Unit: 1

Introduction to Image Processing:

Overview of Image Processing, Nature of Image Processing, Image Processing Computer Graphics, Signal Processing, Machine Vision, video Processing, Optics, Statistics, Digital Image Representation, Types of Images, Digital Image Processing Operations, Fundamental steps in Image Processing, Image Processing Applications.

Digital Imaging System

Digital Imaging System:

Physical Aspects of Imaging Acquisition, Biological Aspects of Image Acquisition, Properties of Human Visual System, Review of Digital Camera, Sampling and Quantization, Image Quality – *Optical Resolution, Image Display Device and Device Resolution*, Digital Halftone Process – *Random Dithering, Ordered Dithering, Non-Periodic Dithering*, Image Storage and File Formats – Need for File Format

Types of File Formats – *GIF, JPEG, PNG, DICOM, SVG Structure of TIFF File Format*.

Unit: 2

Digital Image Processing Operations: Basic Relationship and Distance Metrics, Classification of Image Processing Operations, Arithmetic and Logical Operations, Geometric Operations, Image Interpolation Techniques, Set Operations, Statistical Operations, Convolution and Correlation Operations, Data Structures and Image Processing Applications Development – Relational Structures, Hierarchical Data Structures, Pyramids, Quadtrees, Application Development.

Digital Image Transforms: Need for Image Transforms, Spatial Frequencies in Image Processing, Introduction to Fourier Transform, Discrete Fourier Transform, Fast Fourier Transform and its algorithm, Properties of Fourier transform – *Sampling Theorem, Parseval's Theorem*, Discrete Cosine Transform, Discrete Sine Transform, Walsh Transform, Hadamard Transform, Haar Transform, Slant Transform, SVD and KL Transforms *or* *Hotelling Transform*.

Unit: 3

Image Enhancement: Image Quality and Need for Image Enhancement, Image Quality Metrics, Image Enhancement Point Operations Linear and

Non-linear Functions, Piecewise Linear Functions, Histogram-based Techniques, Spatial Filtering Concepts, Image Smoothing Spatial Filters and its design, Image Sharpening Spatial Filters Frequency Domain Filtering

Image Restoration: Image Degradation (Restoration) Model, Categories of Image Degradations, Noise Modeling, Blur and Distortions, Image Restoration in the Presence of Noise Only, Mean Filters, Order-statistics Filters, Image Restoration Techniques, Constrained and Unconstrained Methods, Geometrical Transforms for Image Restoration.

Unit: 4

Image Compression:

Image Compression Model, Compression Algorithm and its types – *Entropy Coding, Predictive Coding, Transform Coding, Layered Coding*, Types of Redundancy – *Coding Redundancy, Inter-pixel Redundancy, Psychovisual Redundancy, Chromatic Redundancy*.

Lossless Compression Algorithms, Run-length Coding, Huffman Coding , Shannon–Fano Coding, Bit-plane Coding, Arithmetic Coding, Lossless Predictive Coding, Lossy Compression Algorithms, Block Transform Coding, Image and Video Compression standards, JPEG, Video Compression – MPEG.

Unit: 5

Image Segmentation:

Introduction – Classification of Image Segmentation Algorithms, Detection of Discontinuities, Edge Detection – Staged in Edge Detection – Types of Edge Detectors, First-order Edge Detection Operators – Second-order Derivative Filters, Edge Operator Performance, Edge Linking Algorithms, Principle of Thresholding - Effect of Noise over Threshold Process and Peakiness Test - Parametric Methods, Non-parametric Methods, Principle of Region- growing –Dynamic Segmentation approaches , Validation of Segmentation Algorithms.

Unit: 6

Colour Image Processing:

Introduction – Colour Fundamentals, Devices for Colour Imaging, Colour Image Storage and Processing – Colour Models – RGB Colour Model, HIS Colour Model, HSV Colour Model, HLS Colour Model, TV Colour Model–

YUV Model, YIQ Model, $Y C_b C_r$ Colour Model, Printing Colour Models- CMK and CMYK Models.

Colour Quantization – Popularity Algorithm, Median-cut Algorithm, Octree-based Algorithm, Pseudo Colour Image Processing.

Full Colour Processing – Colour Transformation – Image Filters for Colour Images – Noise in Colour Images, Colour Image Segmentation– Thresholding, K-means Clustering Technique, RGB Colour Space Segmentation, Colour Features.

Text Books:

1. S.Sridhar, “Digital Image Processing” Oxford Publishers, 2011
2. S.Jayaraman, S.Esakkirajan, T.Veerakumar, “Digital Image Processing” Mc Graw Hill Publishers, 2009

Reference Books:

1. Rafael C.Gonzalez and Richard E. Woods, “Digital Image Processing” Pearson Education, 2011.
2. B.Chanda and D. Dutta Majumder, “Digital Image Processing and Analysis” Prentice Hall of India, 2011/2012 (Print).
3. Anil K. Jain, “Fundamentals of Digital Image Processing,” Prentice Hall of India, 2012.
4. Milan Sonka, Hlavac & Boyle “Digital Image Processing and Computer Vision,” Cengage Learning Publishers, 2010 (Reprinted).

Principles of Signals, Systems and Communications (OPEN ELECTIVE)

Unit – I

Signal Analysis: Introduction, Fourier Series - Trigonometric Fourier Series, Complex Exponential Fourier Series; Complex Fourier Spectrum – Time Domain and Frequency Domain Representation of a Signal; Fourier Transform - Analysis of a Non Periodic Function over entire interval; Fourier Transform Involving Impulse Function; Properties of Fourier Transform and Significance- Convolution Integral, Fourier Transform of Periodic Functions.

Unit – II

Linear Systems: Introduction; System Function – Representation of a function $f(t)$ and its response $r(t)$, Definition of System Function; Distortionless Transmission – Band width of a system, Rise Time and System Band Width; Energy Signals and Power Signals, Energy and Power Spectral Densities; Correlation – Cross and Auto Correlation and their properties.

Unit – III

Amplitude Modulation: Introduction to Communication System, Need for Modulation, Types of Amplitude Modulations, AM-SC- DSB-SC & SSB-SC, AM- DSB, SSB & VSB, Power and BW requirements, Generation of AM, DSB-SC, SSB-SC; Demodulation of AM-: Diode detectors.

Unit – IV

Angle Modulation: Frequency & Phase Modulations, Advantages of FM over AM, Bandwidth consideration, Narrow band and Wide band FM, Comparison of FM & PM, FM Modulators – Direct Method and Indirect or Armstrong method of generations; FM Demodulators- Slope Detection, Balanced Slope, Foster Seeley and Ratio Detectors.

Unit – V

Pulse Modulations: Sampling Theorem – Nyquist Interval, Aliasing, Signal recovery from its sampled version; Flat Top and Natural Sampling, PAM-PAM Modulation and Demodulation, PWM and PPM, Time Division

Multiplexing, Frequency Division Multiplexing and Comparison between TDM and FDM.

Unit – VI

Pulse Code Modulations: Digital Representation of Analog Signal-Quantization of Signals, Quantization Error, Pulse Code Modulation- PCM System, Line Codes and their properties, Delta Modulation, Adaptive DM and comparisons.

Digital Modulation: ASK, FSK, PSK and DPSK, QPSK demodulation, Coherent and Non-coherent Reception, Comparison of Binary and Quaternary Modulation Schemes, M-ary modulation techniques.

TEXT BOOKS:

1. Communication Systems Analog and Digital – R.P. Singh and SD Sapre, TMH, 2nd Edition, 2008
2. Principles of Communication Systems- H. Taub and D. Schilling, TMH, 2003.

REFERENCE BOOKS:

1. Modern Digital and Analog Communication Systems – B.P. Lathi, Oxford 3rd Edition.
2. Communication Systems – Simon Haykin, John Wiley, 3rd Edition
3. Digital and Analog Communication Systems – K Sam Shanmugam, WSE, 2006.
4. Electronic & Communication Systems – Kennedy and Davis, TMH, 4th Edition, 2004.

III Year – II SEMESTER

T	P	C
0	3	2

MICROPROCESSORS AND MICROCONTROLLERS LAB

The students are required to develop the necessary Algorithm, Flowchart and Assembly Language Program Source Code for executing the following functions using MASM/TASM software and to verify the results with necessary Hardware Kits.

PART-I: MICROPROCESSOR 8086

1. Introduction to MASM/TASM.
2. Arithmetic operation- Multi byte Addition and Subtraction, Multiplication and Division- Signed and unsigned Arithmetic operation, ASCII- Arithmetic operation.
3. Logic operations-Shift and rotate- Converting packed BCD to unpacked BCD, BCD to ASCII conversion.
4. By using string operation and Instruction prefix: Move Block, Reverse string, Sorting, Inserting, Deleting, Length of the string, String comparison.
5. DOS/BIOS programming : Reading keyboard (Buffered with and without echo) - Display characters, Strings.

PART-II: INTERFACING WITH MICROPROCESSOR

1. 8259 – Interrupt Controller-Generate an interrupt using 8259 timer.
2. 8279 – Keyboard Display- Write a program to display a string of characters.
3. 8255 – PPI-Write ALP to generate sinusoidal wave using PPI.
4. 8251 – USART-Write a program in ALP to establish Communication between two processors.

PART-III: MICROCONTROLLER 8051

1. Reading and Writing on a parallel port.
2. Timer in different modes.
3. Serial communication implementation.

PART-IV: INTERFACING WITH MICROCONTROLLER

Write C programs to interface 8051 chip to Interfacing modules to Develop single chip solutions.

1. Simple Calculator using 6 digit seven segment display and Hex Keyboard interface to 8051.
2. Alphanumeric LCD panel and Hex keypad input interface to 8051.
3. External ADC and Temperature control interface to 8051.
4. Generate different waveforms Sine, Square, Triangular, and Ramp etc. using DAC interface to 8051; change the frequency and Amplitude.

EQUIPMENT REQUIRED FOR LABORATORY

1. MASM/TASM software Kits
2. 8086 Microprocessor Kits
1. 8051 Micro Controller kits
2. Interfaces/peripheral subsystems
 - i) 8259 PIC
 - ii) 8279-KB/Display
 - iii) 8255 PPI
 - iv) 8251 USART
5. A/D and D/AC Interface

III Year – II SEMESTER

T	P	C
0	3	2

DIGITAL COMMUNICATIONS LAB

1. Time division multiplexing.
2. Pulse code modulation.
3. Differential pulse code modulation.
4. Delta modulation.
5. Frequency shift keying.
6. Phase shift keying .
7. Differential phase shift keying.
8. Companding
9. Source Encoder and Decoder
10. Linear Block Code-Encoder and Decoder
11. Binary Cyclic Code - Encoder and Decoder
12. Convolution Code - Encoder and Decoder

Equipment required for Laboratories:

1. RPS - 0 – 30 V
2. CRO - 0 – 20 M Hz.
3. Function Generators - 0 – 1 M Hz
4. RF Generators - 0 – 1000 M Hz./0 – 100 M Hz.
5. Multimeters
6. Lab Experimental kits for Digital Communication
7. Components
8. Radio Receiver/TV Receiver Demo kits or Trainees.

III Year – II SEMESTER**T P C**
0 3 2**DIGITAL SIGNAL PROCESSING LAB****LIST OF EXPERIMENTS:**

1. To study the architecture of DSP chips – TMS 320C 5X/6X Instructions.
2. To verify linear convolution.
3. To verify the circular convolution.
4. To design FIR filter (LP/HP) using windowing technique
 - a) Using rectangular window
 - b) Using triangular window
 - c) Using Kaiser window
5. To Implement IIR filter (LP/HP) on DSP Processors
6. N-point FFT algorithm.
7. MATLAB program to generate sum of sinusoidal signals.
8. MATLAB program to find frequency response of analog LP/HP filters.
9. To compute power density spectrum of a sequence.
10. To find the FFT of given 1-D signal and plot.

III Year – II SEMESTER**T P C**
0 2 1**Seminar**

IV Year – I SEMESTER

T	P	C
3+1	0	3

VLSI DESIGN**OBJECTIVES**

The student will be introduced to

- Use mathematical methods and circuit analysis models in analysis of CMOS digital electronics circuits, including logic components and their interconnects.
- Learn the various fabrication steps of IC and come across basic electrical properties of MOSFET.
- Apply CMOS technology-specific layout rules in the placement and routing of transistors and interconnect and to verify the functionality, timing, power and parasitic effects.
- The concepts and techniques of modern integrated circuit design and testing (CMOS VLSI).
- Design static CMOS combinational and sequential logic at the transistor level, including mask layout.

Unit-I:

Introduction : Introduction to IC Technology, MOS and related VLSI Technology, Basic MOS Transistors, Enhancement and Depletion modes of transistor action, IC production process, MOS and CMOS Fabrication processes, BiCMOS Technology, Comparison between CMOS and Bipolar technologies.

Basic Electrical Properties Of MOS and Bi-CMOS Circuits: I_{ds} versus V_{ds} Relationships, Aspects of MOS transistor Threshold Voltage, MOS transistor Trans, Output Conductance and Figure of Merit. The Pass transistor, NMOS Inverter, Pull-up to Pull-down Ratio for NMOS inverter driven by another NMOS inverter. Alternative forms of pull-up, The CMOS Inverter, MOS transistor circuit model, Bi-CMOS Inverter, Latch-up in CMOS circuits and BiCMOS Latch-up Susceptibility.

Unit-II:

MOS and Bi-CMOS Circuit Design Processes: MOS Layers, Stick Diagrams, Design Rules and Layout, General observations on the Design

rules, 2 μ m Double Metal, Double Poly, CMOS/BiCMOS rules, 1.2 μ m Double Metal, Double Poly CMOS rules, Layout Diagrams of NAND and NOR gates and CMOS inverter, Symbolic Diagrams-Translation to Mask Form.

Unit-III:

Basic Circuit Concepts: Sheet Resistance, Sheet Resistance concept applied to MOS transistors and Inverters, Area Capacitance of Layers, Standard unit of capacitance, The Delay Unit, Inverter Delays, Propagation Delays, Wiring Capacitances, Fan-in and fan-out characteristics, Choice of layers, Transistor switches, Realization of gates using NMOS, PMOS and CMOS technologies.

Scaling Of MOS Circuits: Scaling models, Scaling factors for device parameters, Limits due to sub threshold currents, current density limits on logic levels and supply voltage due to noise.

Unit-IV:

Subsystem Design: Architectural issues, switch logic, Gate logic, examples of structured design, clocked sequential circuits, system considerations, general considerations of subsystem design processes, an illustration of design processes.

Unit-V:

VLSI Design Issues: VLSI Design issues and design trends, design process, design for testability, technology options, power calculations, package selection, clock mechanisms, mixed signal design, ASIC design flow, FPGA design flow, introduction to SoC design.

Unit-VI:

FPGA Design: Basic FPGA architecture, , FPGA configuration, configuration modes, FPGA design process- FPGA design flow, FPGA families, FPGA design examples-stack, queue and shift register implementation using VHDL, step-by-step approach of FPGA design process on Xilinx environment.

Text Books:

1. Essentials of VLSI Circuits and Systems By Kamran Eshraghian, Douglas and A. Pucknell and Sholeh Eshraghian, Prentice-Hall of India Private Limited,2005 Edition.
2. VLSI Design-Black Book By Dr. K.V.K.K. Prasad, Kattula Shyamala, Kogent Learning Solutions Inc.2012 Edition.

References:

1. VLSI Design By A.Albert Raj & T.Latha, PHI Learning Private Limited,2010.
2. VLSI Design-A.Shanthi and A.Kavita, New Age International Private Limited, 2006 First Edition.

OUTCOMES

After going through this course the student will be able to

- Apply the Concept of design rules during the layout of a circuit.
- Model and simulate digital VLSI systems using hardware design language.
- Synthesize digital VLSI systems from register-transfer or higher level descriptions
- Understand current trends in semiconductor technology, and how it impacts scaling and performance.

IV Year – I SEMESTER

T	P	C
3+1	0	3

COMPUTER NETWORKS**Objectives**

The aim of this course is to introduce key concepts and principles of computer networks. The course will use a top-down approach to study the Internet and its protocol stack. Architecture, protocol, application-examples will include email, web and media-streaming. We will cover communications services (e.g., TCP/IP) required to support such network applications. The implementation and deployment of communications services in practical networks: including wired and wireless LAN environments, will be followed by a discussion of issues of network-security and network-management. Internet's architecture and protocols will be used as the primary examples to illustrate the fundamental principles of computer networking.

UNIT I**INTRODUCTION**

OSI, TCP/IP and other networks models, Examples of Networks: Novell Networks, Arpanet, Internet, Network Topologies WAN, LAN, MAN.

UNIT II**PHYSICAL LAYER**

Transmission media copper, twisted pair wireless, switching and encoding asynchronous communications; Narrow band, broad band ISDN and ATM.

UNIT III**DATA LINK LAYER**

Design issues, framing, error detection and correction, CRC, Elementary Protocol-stop and wait, Sliding Window. Medium Access Sub Layer: ALOHA, MAC addresses, Carrier sense multiple access, IEEE 802.X Standard Ethernet, wireless LANS, Bridges.

UNIT IV**NETWORK LAYER**

Virtual circuit and Datagram subnets-Routing algorithm shortest path routing, Flooding, Hierarchical routing, Broad cast, Multi cast, distance vector routing. **DYNAMIC ROUTING:** Broadcast routing. Rotary for mobility, Congestion, Control Algorithms – General Principles of Congestion prevention policies. Internetworking: The Network layer in the internet and in the ATM Networks.

UNIT V**TRANSPORT LAYER**

Transport Services, Connection management, TCP and UDP protocols; ATM AAL Layer Protocol.

UNIT VI**APPLICATION LAYER**

Network Security, Domain name system, SNMP, Electronic Mail; the World WEB, Multi Media.

TEXT BOOKS

1. Computer Networks — Andrew S Tanenbaum, 4th Edition. Pearson Education/PHI.
2. Data Communications and Networking – Behrouz A. Forouzan.Third Edition TMH.

REFERENCES

1. An Engineering Approach to Computer Networks-S.Keshav, 2nd Edition,Pearson Education.
2. Understanding communications and Networks, 3rd Edition, W.A. Shay, Thomson.

Outcomes:

The student will be able to

Analyze a communication system by separating out the different functions provided by the network; and some example networks.

Understand various network topologies required for communication

Understand that there are fundamental limits to any communications system;

Understand the general principles behind addressing, routing, reliable transmission and other stateful protocols as well as specific examples of each;

Have an informed view of both the internal workings of the Internet and of a number of common Internet applications and protocols.

IV Year – I SEMESTER**T P C**
3+1 0 3**DIGITAL IMAGE PROCESSING****OBJECTIVES**

The student will

- Learn the fundamental concepts and applications of Digital Image Processing.
- Learn the concepts of and how to perform Intensity transformations and spatial filtering.
- Understand the relationship between Filtering in spatial and frequency domains,
- Understand the concepts of and how to perform Image restoration and reconstruction.
- Understand the concepts of different color models and Color image processing.
- Learn the concepts of Wavelets and multi-resolution processing, Image compression and Watermarking, Morphological image processing, Image segmentation, Representation and description.

UNIT-1

Introduction: Origins of digital image processing, uses digital image processing, fundamental steps in digital image processing, components of an image processing system, digital image fundamentals, Elements of visual perception, light and electromagnetic spectrum, imaging sensing and acquisition, image sampling and quantization. Some basic relationships between pixels, an introduction to the mathematical tools used in digital image processing.

Image Transforms: Need for image transforms, Spatial Frequencies in image processing, introduction to Fourier transform, discrete Fourier transform, fast Fourier transform and its algorithm, properties of Fourier transform. Discrete sine transforms. Walsh Transform. Hadamard transform, Haar Transform. Slant transforms, SVD and KL Transforms or Hotelling Transform

UNIT-2

Intensity Transformations and Spatial Filtering: Background, Some basic intensity transformation functions, histogram processing, fundamentals of

spatial filtering, smoothing spatial filters, sharpening spatial filters, Combining spatial enhancement methods, using fuzzy techniques for intensity transformations and spatial filtering.

Filtering in the frequency domain: Preliminary concepts, Sampling and the Fourier transform of sampled functions, the discrete Fourier transform (DFT) of one variable, Extension to functions of two variables, some properties of the 2-D Discrete Fourier transform. The Basic of filtering in the frequency domain, image smoothing using frequency domain filters, Selective filtering, Implementation.

UNIT-3

Image restoration and Reconstruction: A model of the image degradation / Restoration process, Noise models, restoration in the presence of noise only- Spatial Filtering, Periodic Noise Reduction by frequency domain filtering, Linear, Position –Invariant Degradations, Estimation the degradation function, Inverse filtering, Minimum mean square error(Wiener) filtering ,constrained least squares filtering ,geometric mean filtering ,image reconstruction from projections.

Unit-4

Color image processing: color fundamentals, color models, pseudo color image processing, basic of full color image processing, color transformations, smoothing and sharpening. Image segmentation based on color, noise in color images, color image compression.

Unit-5

Wavelets and Multi-resolution Processing: image pyramids, sub band coding & Haar transforms multi resolution expressions, wavelet transforms in one dimensions. The fast wavelets transform, wavelet transforms in two dimensions, wavelet packets.

Image compression: Fundamentals, various compression methods-coding techniques, digital image water marking.

Unit-6

Morphological image processing: preliminaries Erosion and dilation, opening and closing, the Hit-or-miss transformation, some Basic Morphological algorithms, grey –scale morphology

Image segmentation: Fundamentals, point, line, edge detection thresholding, region –based segmentation, segmentation using Morphological watersheds, the use of motion in segmentation.

TEXT BOOKS :

1. R. C. Gonzalez and R. E. Woods, Digital Image Processing, 3rd edition, Prentice Hall, 2008.
2. R. C. Gonzalez, R. E. Woods and Steven L. Eddins , Digital Image Processing Using MATLAB , 2rd edition, Prentice Hall, 2009.
3. Anil K.Jain, “Fundamentals of Digital Image Processing”, Prentice Hall of India, 9th Edition, Indian Reprint, 2002.
4. Jayaraman, S. Esakkirajan, and T. Veerakumar, Digital Image Processing, Tata McGraw-Hill Education, 2011.

OUTCOMES

After going through this course the student will be able to

- Perform different transforms on image useful for image processing applications
- Perform spatial and frequency domain filtering on image and can implement all smoothing and sharpening operations on images
- Perform image restoration operations/techniques on images
- Operate effectively on color images and different color conversions on images and can code images to achieve good compression
- Do wavelet based image processing and image compression using wavelets
- Perform all morphological operations on images and can be able to do image segmentation also.
- Develop simple algorithms for image processing and use the various techniques involved in Bio Medical applications, etc.

IV Year – I SEMESTER

T	P	C
3+1	0	3

COMPUTER ARCHITECTURE AND ORGANIZATION**Objectives**

The student will

- Understand the fundamentals of different instruction set architectures and their relationship to the CPU design.
- Understand the principles and the implementation of computer arithmetic and ALU.
- Understand the memory system, I/O organization
- Understand the operation of modern CPUs including interfacing, pipelining, memory systems and busses.
- Understand the principles of operation of multiprocessor systems.

UNIT-I

BASIC STRUCTURE OF COMPUTERS: Computer Types, Functional units, Basic operational concepts, Bus structures, Software, Performance, multiprocessors and multi computers. Data types, Complements, Data Representation. Fixed Point Representation. Floating – Point Representation. Error Detection codes.

COMPUTER ARITHMETIC: Addition and subtraction, multiplication Algorithms, Division Algorithms, Floating point Arithmetic operations. Decimal Arithmetic unit, Decimal Arithmetic operations.

UNIT-II

REGISTER TRANSFER LANGUAGE AND MICRO-OPERATIONS: Register Transfer language. Register Transfer, Bus and memory transfer, Arithmetic Micro-operations, logic micro operations, shift micro-operations, Arithmetic logic shift unit. Instruction codes. Computer Registers Computer instructions –Instruction cycle. Memory Reference Instructions. Input Output and Interrupt. **CENTRAL PROCESSING UNIT** - Stack organization. Instruction formats. Addressing modes. DATA Transfer and manipulation. Program control. Reduced Instruction set computer

UNIT-III

MICRO PROGRAMMED CONTROL: Control memory, Address sequencing, micro program example, Design of control unit-Hard wired control. Micro programmed control

UNIT-IV

THE MEMORY SYSTEM: Memory Hierarchy, Main memory, Auxiliary memory, Associative memory, Cache memory, Virtual memory, Memory management hardware

UNIT-V

INPUT-OUTPUT ORGANIZATION : Peripheral Devices, Input-Output Interface, Asynchronous data transfer Modes of Transfer, Priority Interrupt, Direct memory Access, Input –Output Processor (IOP), Serial communication;

UNIT-VI

PIPELINE AND VECTOR PROCESSING: Parallel Processing, Pipelining, Arithmetic Pipeline, Instruction Pipeline, RISC Pipeline Vector Processing, Array Processors. **Multi processors:** Characteristics of Multiprocessors, Interconnection Structures, Interprocessor Arbitration. Interprocessor Communication and Synchronization, Cache Coherence.

TEXT BOOKS:

1. Computer System Architecture – M.Moris Mano, IIIrd Edition, PHI / Pearson, 2006.
2. Computer Organization – Car Hamacher, ZvonksVranesic, SafwatZaky, V Edition, McGraw Hill, 2002.

REFERENCES:

1. Computer Organization and Architecture – William Stallings Seventh Edition, PHI/Pearson, 2006.
2. Computer Architecture and Organization – John P. Hayes, Mc Graw Hill International editions, 1998.

Objectives :

- Understand the fundamentals of different instruction set architectures and their relationship to the CPU design.
- Understand the principles and the implementation of computer arithmetic and ALU.
- Understand the memory system, I/O organization
- Understand the operation of modern CPUs including interfacing, pipelining, memory systems and busses.
- Understand the principles of operation of multiprocessor systems.
- Demonstrate the relationship between the software and the hardware and focuses on the foundational concepts that are the basis for current computer design.

IV Year – I SEMESTER

T	P	C
3+1	0	3

Elective I

ELECTRONIC SWITCHING SYSTEMS**Objectives :**

The student will

- Understand the means of measuring traffic.
- Understand the implication of the traffic level on system design.

UNIT -I:

Introduction: Evolution of Telecommunications, Simple Telephone Communication, Basics of Switching System, Manual Switching System, Major Telecommunication Networks.

Crossbar Switching: Principles of Common Control, Touch Tone Dial Telephone, Principles of Crossbar Switching, Crossbar Switch Configurations, Cross point Technology, Crossbar Exchange Organization.

UNIT -II:

Electronic Space Division Switching: Stored Program Control, Centralized SPC, Distributed SPC, Software Architecture, Application Software, Enhanced Services, Two-Stage Networks, Three-Stage Networks, n- Stage Networks.

Time Division Switching: Basic Time Division Space Switching, Basic Time Division Time Switching, Time Multiplexed Space Switching, Time Multiplexed Time Switching, Combination Switching, Three-Stage Combination Switching, n- Stage Combination Switching.

UNIT -III:

Telephone Networks: Subscriber Loop System, Switching Hierarchy and Routing, Transmission Plan, Transmission Systems, Numbering Plan, Charging Plan, Signaling Techniques, In-channel Signaling, Common Channel Signaling, Cellular Mobile Telephony.

Signaling: Customer Line Signaling, Audio- Frequency Junctions and Trunk Circuits, FDM Carrier Systems, PCM Signaling, Inter- Register Signaling, Common- Channel Signaling Principles, CCITT Signaling System no.6, CCITT Signaling System no.7, Digital Customer Line Signaling.

UNIT -IV:

Packet Switching: Statistical Multiplexing, Local- Area and Wide- Area Networks, Large-scale Networks, Broadband Networks.

Telecommunications Traffic: The Unit of Traffic, Congestion, Traffic Measurement, A Mathematical Model, Lost-call Systems, Queuing Systems.

UNIT -V:

Switching Networks: Single- Stage Networks, Grading, Link Systems, Grades of service of link systems, Application of Graph Theory to link Systems, Use of Expansion, Call Packing, Rearrange-able Networks, Strict- Sense non-blocking Networks, Sectionalized Switching Networks

UNIT -VI:

Integrated Services Digital Network: Motivation for ISDN, New Services, Network and Protocol Architecture, Transmission Channels, User- Network Interfaces, Signaling, Numbering and Addressing, Service Characterization, Interworking, ISDN Standards, Expert Systems in ISDN, Broadband ISDN, Voice Data Integration.

TEXT BOOKS:

1. Telecommunication Switching Systems and Networks- Thiagarajan Viswanathan, 2000, PHI.
2. Telecommunications Switching, Traffic and Networks- J. E. Flood, 2006, Pearson Education.

REFERENCES:

1. Digital Telephony- J. Bellamy, 2nd Edition, 2001, John Wiley.
2. Data Communications and Networks- Achyut S. Godbole, 2004, TMH.
3. Principles of Communication Systems- H. Taub & D. Schilling, 2nd Edition, 2003, TMH.
4. Data Communication & Networking- B. A. Forouzan, 3rd Edition, 2004, TMH.
5. Telecommunication System Engineering – Roger L. Freeman, 4th Ed., Wiley-Inter Science, John Wiley & Sons, 2004.

Outcomes

The student will be able to

- Evaluate the time and space parameters of a switched signal
- Establish the digital signal path in time and space, between two terminals
- Evaluate the inherent facilities within the system to test some of the SLIC, CODEC and digital switch functions.
- Investigate the traffic capacity of the system.
- Evaluate methods of collecting traffic data.
- Evaluate the method of interconnecting two separate digital switches.

ANALOG IC DESIGN

(Elective I)

OBJECTIVES

The student will be introduced to

- The student will be able to understand the behavior of MOS Devices and Small-Signal & Large-Signal Modeling of MOS Transistor and Analog Sub-Circuits.
- In this course, students can study CMOS Amplifiers like Differential Amplifiers, Cascode Amplifiers, Output Amplifiers, and Operational Amplifiers.
- Another main object of this course is to motivate the graduate students to design and to develop the Analog CMOS Circuits for different Analog operations.
- The concepts of Open-Loop Comparators and Different Types of Oscillators like Ring Oscillator, LC Oscillator etc.

UNIT -I:

MOS Devices and Modeling: The MOS Transistor, Passive Components-Capacitor & Resistor, Integrated circuit Layout, CMOS Device Modeling - Simple MOS Large-Signal Model, Other Model Parameters, Small-Signal Model for the MOS Transistor, Computer Simulation Models, Sub-threshold MOS Model.

UNIT -II:

Analog CMOS Sub-Circuits: MOS Switch, MOS Diode, MOS Active Resistor, Current Sinks and Sources, Current Mirrors-Current mirror with Beta Helper, Degeneration, Cascode current Mirror and Wilson Current Mirror, Current and Voltage References, Band gap Reference.

UNIT -III:

CMOS Amplifiers: Inverters, Differential Amplifiers, Cascode Amplifiers, Current Amplifiers, Output Amplifiers, High Gain Amplifiers Architectures.

UNIT -IV:

CMOS Operational Amplifiers: Design of CMOS Op Amps, Compensation of Op Amps, Design of Two-Stage Op Amps, Power- Supply Rejection Ratio of Two-Stage Op Amps, Cascode Op Amps, Measurement Techniques of OP Amp.

UNIT -V:

Comparators: Characterization of Comparator, Two-Stage, Open-Loop Comparators, Other Open-Loop Comparators, Improving the Performance of Open-Loop Comparators, Discrete-Time Comparators.

UNIT -VI:

Oscillators & Phase-Locked Loops: General Considerations, Ring Oscillators, LC Oscillators, Voltage Controlled Oscillators.

Simple PLL, Charge Pump PLLs, Non-Ideal Effects in PLLs, Delay Locked Loops, Applications.

Text Books:

1. Design of Analog CMOS Integrated Circuits- Behzad Razavi, TMH Edition.
2. CMOS Analog Circuit Design - Philip E. Allen and Douglas R. Holberg, Oxford University Press, International Second Edition/Indian Edition, 2010.

References:

1. Analysis and Design of Analog Integrated Circuits- Paul R. Gray, Paul J. Hurst, S. Lewis and R. G. Meyer, Wiley India, Fifth Edition, 2010.
2. Analog Integrated Circuit Design- David A. Johns, Ken Martin, Wiley Student Edn, 2013.

OUTCOMES

After going through this course the student will be able to

- Understand the concepts of MOS Devices and Modeling.
- Design and analyze any Analog Circuits in real time applications.
- Extend the Analog Circuit Design to Different Applications in Real Time.
- Understand of Open-Loop Comparators and Different Types of Oscillators.

OBJECT ORIENTED PROGRAMMING & OPERATING SYSTEM

(Elective I)

Course Objectives:

By the end of the course student will

- Describe the general architecture of computers
- Describe object oriented concepts
- Describe, contrast and compare differing structures for operating Systems
- Understand and analyze theory and implementation of: processes, resource control (concurrency etc.), physical and virtual memory, scheduling, I/O and files

UNIT-I:

Introduction to OOP

Introduction, Need of Object Oriented Programming, Principles of Object Oriented Languages, Procedural languages Vs OOP, Applications of OOP.

UNIT-II:

Computer System and Operating System Overview: Overview of computer operating systems, operating systems functions, protection and security, distributed systems, special purpose systems, operating systems structures and systems calls, operating systems generation.

UNIT-III:

Process Management – Process concept- process scheduling, operations, Inter process communication. Multi Thread programming models. Process scheduling criteria and algorithms, and their evaluation.

UNIT-IV:

Memory Management: Swapping, contiguous memory allocation, paging, structure of the page table, segmentation.

UNIT-V:

Virtual Memory Management:

virtual memory, demand paging, page-Replacement, algorithms, Allocation of Frames, Thrashing.

UNIT-VI:

File system Interface- the concept of a file, Access Methods, Directory structure, File system mounting, file sharing, protection.

TEXT BOOKS:

1. The Complete Reference Java, 8ed, Herbert Schildt, TMH.
2. Operating System Concepts- Abraham Silberchatz, Peter B. Galvin, Greg Gagne 7th Edition, John Wiley.
3. Operating Systems' – Internal and Design Principles Stallings, Sixth Edition–2005, Pearson education.

REFERENCES:

1. http://nptel.iitm.ac.in/courses/Webcourse-contents/IISc-BANG/Operating%20Systems/New_index1.html.
2. Operating systems- A Concept based Approach-D.M.Dhamdhare, 2nd Edition, TMH.
3. Operating System A Design Approach-Crowley, TMH.
4. Modern Operating Systems, Andrew S Tanenbaum 3rd edition PHI.

Course Outcomes:

By the end of the course student will be able to

- describe the general architecture of computers
- describe object oriented concepts
- describe, contrast and compare differing structures for operating Systems.
- understand and analyze theory and implementation of: processes, resource control (concurrency etc.), physical and virtual memory, scheduling, I/O and files.

RADAR SYSTEMS

(Elective-I)

OBJECTIVES

The student will be introduced to

- the knowledge of different Antennas systems and communication equipment required for the operation of RADAR.
- different parameters of Transmitter and Receiver of RADAR
- the concept of Doppler Effect to measure parameters of RADAR.
- different types of RADARS and applications based on the type of Transmitters, Receivers, and their functions.

Pre requisites: Antennas and wave propagation; Electromagnetics and Communications

UNIT – I

Introduction: Nature of Radar. Maximum Unambiguous Range. Radar Waveforms, Simple form of Radar Equation, Radar Block Diagram and Operation, Radar Frequencies and Applications. Related Problems. Radar Equation: Prediction of Range Performance, Minimum Detectable Signal, Receiver Noise and SNR, Integration of Radar Pulses, Radar Cross Section of Targets (simple targets-sphere, cone-sphere). Transmitter power.

UNIT – II

PRF and Range Ambiguities, System Losses (Qualitative treatment). Related Problems. CW and Frequency Modulated Radar: Doppler effect, CW Radar – Block Diagram, Isolation between Transmitter and Receiver, Non-zero IF Receiver, Receiver Bandwidth Requirement, Applications of CW radar. FM-CW Radar, Range and Doppler Measurement, Block Diagram and Characteristics (Approaching/ Receding Targets), FM-CW altimeter, Measurement Errors, Multiple Frequency CW Radar.

UNIT – III

MTI and Pulse Doppler Radar: Introduction, Principle, MTIR Radar with Power Amplifier Transmitter and Power Oscillator Transmitter, Delay Line Cancellers – Filter Characteristics, Blind Speeds, Double Cancellation staggered PRFs. Range Gated Doppler Filters. MTI Radar Parameters, Limitations to MTI Performance. Non-coherent MTI, MTI versus Pulse Doppler Radar. Tracking Radar : Tracking with Radar, Sequential Lobing, Conical Scan, Mono-pulse Tracking.

UNIT – IV

Radar Amplitude Comparison Mono-pulse (one – and two –coordinates), Phase Comparison Mono-pulse. Target Reflection Characteristics and Angular Accuracy. Tracking in Range Acquisition and Scanning Patterns. Comparison of Trackers. Radar Antennas – Antenna Parameters, Reflector Antennas, Lens Antennas, Lens Antennas Cosecant- Squared Antenna Pattern, Radomes.

UNIT- V

Electronically Steered Phased Array Antennas, Phase Shifters, Frequency – scan Arrays, Radiation for Phased Array, Architecture for Phased Arrays. Detection of Radar Signals in Noise: Introduction, Matched Filter Receiver – Response Characteristics and Derivation, Correlation detection, Detection criteria, Detector Characteristics, Automatic Detection, Constant False Alarm Rate Receiver

UNIT – VI

Radar Receivers – Noise Figure and Noise Temperature. Displays – types. Duplexer – Branch type and Balanced type, Circulators as Duplexers. Introduction to Phased Array Antennas- Basic Concepts, Radiation Pattern. Beam Steering and Beam Width changes, Series versus Parallel Feeds. Applications, Advantages and Limitations.

TEXT BOOKS:

1. Introduction to Radar Systems – Merrill I. Skolnik, SECOND EDITION, McGraw – Hill, 1981.
2. Radar Engineering and fundamentals of Navigational Aids-G.S.N.Raju, I.K International, 2008.

REFERENCES:

1. Introduction to Radar Systems – Merrill I. Skolnik, THIRD EDITION, Tata McGraw – Hill, 2001.
2. Radar: Principles, Technologies, Applications- Byron Edde, Pearson Education.

OUTCOMES

After going through this course the student will be able to

- Acquire the knowledge to apply and to design required parameters for a RADAR system.
- Apply the techniques learned, to choose suitable RADAR from the available, for the required application.

ADVANCED COMPUTER ARCHITECTURE

(Elective I)

UNIT -I:

Fundamentals of Computer Design:

Fundamentals of Computer design, Changing faces of computing and task of computer designer, Technology trends, Cost price and their trends, Measuring and reporting performance, Quantitative principles of computer design, Amdahl's law.

Instruction set principles and examples- Introduction, Classifying instruction set- MEMory addressing- type and size of operands, Operations in the instruction set.

UNIT –II:

Pipelines:

Introduction, Basic RISC instruction set, Simple implementation of RISC instruction set, Classic five stage pipe lined RISC processor, Basic performance issues in pipelining, Pipeline hazards, Reducing pipeline branch penalties.

Memory Hierarchy Design:

Introduction, Review of ABC of cache, Cache performance, Reducing cache miss penalty, Virtual memory.

UNIT -III:

Instruction Level Parallelism the Hardware Approach:

Instruction-Level parallelism, Dynamic scheduling, Dynamic scheduling using Tomasulo's approach, Branch prediction, high performance instruction delivery- hardware based speculation.

UNIT-IV

ILP Software Approach

Basic compiler level techniques, Static branch prediction, VLIW approach, Exploiting ILP, Parallelism at compile time, Cross cutting issues -Hardware verses Software.

UNIT –V:**Multi Processors and Thread Level Parallelism:**

Multi Processors and Thread level Parallelism- Introduction, Characteristics of application domain, Systematic shared memory architecture, Distributed shared – memory architecture, Synchronization.

UNIT –VI:**Inter Connection and Networks:**

Introduction, Interconnection network media, Practical issues in interconnecting networks, Examples of inter connection, Cluster, Designing of clusters.

Intel Architecture: Intel IA-64 ILP in embedded and mobile markets
Fallacies and pit falls.

TEXT BOOKS:

1. John L. Hennessy, David A. Patterson - Computer Architecture: A Quantitative Approach, 3rd Edition, An Imprint of Elsevier.

REFERENCES:

1. John P. Shen and Miikko H. Lipasti - Modern Processor Design : Fundamentals of Super Scalar Processors
2. Computer Architecture and Parallel Processing - Kai Hwang, Faye A.Brigs., MC Graw Hill.
3. Advanced Computer Architecture - A Design Space Approach - Dezso Sima, Terence Fountain, Peter Kacsuk , Pearson Ed.

IV Year – I SEMESTER

T	P	C
3+1	0	3

Elective II**OPTICAL COMMUNICATIONS****OBJECTIVES**

The student will be introduced to

- the functionality of each of the components that comprise a fiber-optic communication system
- the properties of optical fiber that affect the performance of a communication link and types of fiber materials with their properties and the losses occur in fibers.
- the principles of single and multi-mode optical fibers and their characteristics
- working of semiconductor lasers, and differentiate between direct modulation and external electro-optic modulation.
- Analyze the operation of LEDs, laser diodes, and PIN photo detectors (spectral properties, bandwidth, and circuits) and apply in optical systems.
- Analyze and design optical communication and fiber optic sensor systems.
- the models of analog and digital receivers.

UNIT I

Overview of optical fiber communication - Historical development, The general system, advantages of optical fiber communications. Optical fiber wave guides- Introduction, Ray theory transmission, Total Internal Reflection, Acceptance angle, Numerical Aperture, Skew rays, Cylindrical fibers- Modes, V-number, Mode coupling, Step Index fibers, Graded Index fibers, Single mode fibers- Cut off wavelength, Mode Field Diameter, Effective Refractive Index, Related problems.

UNIT II

Fiber materials:- Glass, Halide, Active glass, Chalgenide glass, Plastic optical fibers. Signal distortion in optical fibers-Attenuation, Absorption, Scattering and Bending losses, Core and Cladding losses, Information capacity

determination, Group delay, Types of Dispersion:- Material dispersion, Wave-guide dispersion, Polarization-Mode dispersion, Intermodal dispersion, Pulse broadening in Graded index fiber, Related problems.

UNIT III

Optical fiber Connectors-Connector types, Single mode fiber connectors, Connector return loss, Fiber Splicing- Splicing techniques, Splicing single mode fibers, Fiber alignment and joint loss- Multimode fiber joints, single mode fiber joints.

UNIT IV

Optical sources- LEDs, Structures, Materials, Quantum efficiency, Power, Modulation, Power bandwidth product. Injection Laser Diodes- Modes, Threshold conditions, External quantum efficiency, Laser diode rate equations, Resonant frequencies, Reliability of LED&ILD, Optical detectors- Physical principles of PIN and APD, Detector response time, Temperature effect on Avalanche gain, Comparison of Photo detectors, Related problems.

UNIT V

Source to fiber power launching - Output patterns, Power coupling, Power launching, Equilibrium Numerical Aperture, Laser diode to fiber coupling, Optical receiver operation- Fundamental receiver operation, Digital signal transmission, error sources, Receiver configuration, Digital receiver performance, Probability of Error, Quantum limit, Analog receivers.

UNIT VI

Optical system design - Point-to- point links- Component choice and considerations, Link power budget, Rise time budget with examples, Line coding in Optical links, WDM, Necessity, Principles, Measurement of Attenuation and Dispersion, Eye pattern.

TEXT BOOKS :

1. Optical Fiber Communications – Gerd Keiser, Mc Graw-Hill International edition, 3rd Edition, 2000.
2. Optical Fiber Communications – John M. Senior, PHI, 2nd Edition, 2002.

REFERERENCES :

1. Fiber Optic Communications – D.K. Mynbaev , S.C. Gupta and Lowell L. Scheiner, Pearson Education,2005.
2. Text Book on Optical Fiber Communication and its Applications – S.C.Gupta, PHI, 2005.

3. Fiber Optic Communication Systems – Govind P. Agarwal , John Wiley, 3rd Edition, 2004.
4. Fiber Optic Communications – Joseph C. Palais, 4th Edition, Pearson Education, 2004.

OUTCOMES

After going through this course the student will be able to

- Choose necessary components required in modern optical communications systems .
- Design and build optical fiber experiments in the laboratory, and learn how to calculate electromagnetic modes in waveguides, the amount of light lost going through an optical system, dispersion of optical fibers.
- Use different types of photo detectors and optical test equipment to analyze optical fiber and light wave systems.
- Choose the optical cables for better communication with minimum losses
- Design, build, and demonstrate optical fiber experiments in the laboratory.

DIGITAL IC DESIGN

(Elective II)

OBJECTIVES

- The student will be able to understand the MOS Design.
- In this course, students can study Combinational MOS Logic Circuits and Sequential MOS Logic Circuits.
- Another main object of this course is to motivate the graduate students to design and to develop the Digital Integrated Circuits for different Applications.
- The concepts of Semiconductor Memories, Flash Memory, RAM array organization.

UNIT-I:

MOS Design: Pseudo NMOS Logic – Inverter, Inverter threshold voltage, Output high voltage, Output Low voltage, Gain at gate threshold voltage, Transient response, Rise time, Fall time, Pseudo NMOS logic gates, Transistor equivalency, CMOS Inverter logic.

UNIT-II:

Combinational MOS Logic Circuits: MOS logic circuits with NMOS loads, Primitive CMOS logic gates – NOR & NAND gate, Complex Logic circuits design – Realizing Boolean expressions using NMOS gates and CMOS gates, AOI and OIA gates, CMOS full adder, CMOS transmission gates, Designing with Transmission gates.

UNIT-III:

Sequential MOS Logic Circuits: Behaviour of bistable elements, SR Latch, Clocked latch and flip flop circuits, CMOS D latch and edge triggered flip-flop.

UNIT-IV:

Dynamic Logic Circuits: Basic principle, Voltage Bootstrapping, Synchronous dynamic pass transistor circuits, Dynamic CMOS transmission gate logic, High performance Dynamic CMOS circuits.

UNIT-V:

Interconnect: Capacitive Parasitics, Resistive Parasitics, Inductive Parasitics, Advanced Interconnect Techniques.

UNIT-VI:

Semiconductor Memories: Memory Types, RAM array organization, DRAM – Types, Operation, Leakage currents in DRAM cell and refresh operation, SRAM operation Leakage currents in SRAM cells, Flash Memory- NOR flash and NAND flash.

Text Books:

1. Digital Integrated Circuits – A Design Perspective, Jan M. Rabaey, Anantha Chandrakasan, Borivoje Nikolic, 2nd Ed., PHI.
2. Digital Integrated Circuit Design – Ken Martin, Oxford University Press, 2011.

References:

1. CMOS Digital Integrated Circuits Analysis and Design – Sung-Mo Kang, Yusuf Leblebici, TMH, 3rd Ed., 2011.
2. CMOS VLSI Design – Neil H.E Weste, David harris, Ayan Banerjee 3rd Edition, Pearson

OUTCOMES

After going through this course the student will be able to

- Understand the concepts of MOS Design.
- Design and analysis of Combinational and Sequential MOS Circuits.
- Extend the Digital IC Design to Different Applications.
- Understand the Concepts of Semiconductor Memories, Flash Memory, RAM array organization.

SPEECH PROCESSING

(ELECTIVE – II)

UNIT –I:

Fundamentals of Digital Speech Processing:

Anatomy & Physiology of Speech Organs, The process of Speech Production, Acoustic Phonetics, Articulatory Phonetics, The Acoustic Theory of Speech Production- Uniform lossless tube model, effect of losses in vocal tract, effect of radiation at lips, Digital models for speech signals.

UNIT –II:

Time Domain Models for Speech Processing:

Introduction- Window considerations, Short time energy and average magnitude Short time average zero crossing rate, Speech Vs Silence discrimination using energy and zero crossing, Pitch period estimation using a parallel processing approach, The short time autocorrelation function, The short time average magnitude difference function, Pitch period estimation using the autocorrelation function.

UNIT –III:

Linear Predictive Coding (LPC) Analysis:

Basic principles of Linear Predictive Analysis: The Autocorrelation Method, The Covariance Method, Solution of LPC Equations: Cholesky Decomposition Solution for Covariance Method, Durbin's Recursive Solution for the Autocorrelation Equations, Comparison between the Methods of Solution of the LPC Analysis Equations, Applications of LPC Parameters: Pitch Detection using LPC Parameters, Formant Analysis using LPC Parameters.

UNIT –IV:

Homomorphic Speech Processing:

Introduction, Homomorphic Systems for Convolution: Properties of the Complex Cepstrum, Computational Considerations, The Complex Cepstrum of Speech, Pitch Detection, Formant Estimation, The Homomorphic Vocoder.

UNIT-V

Speech Enhancement:

Nature of interfering sounds, Speech enhancement techniques: Single

Microphone Approach : spectral subtraction, Enhancement by re-synthesis, Comb filter, Wiener filter, Multi microphone Approach.

UNIT-VI:

Automatic Speech & Speaker Recognition:

Basic pattern recognition approaches, Parametric representation of speech, Evaluating the similarity of speech patterns, Isolated digit Recognition System, Continuous digit Recognition System.

Hidden Markov Model (HMM) for Speech:

Hidden Markov Model (HMM) for speech recognition, Viterbi algorithm, Training and testing using HMMS,

Speaker Recognition:

Recognition techniques, Features that distinguish speakers, Speaker Recognition Systems: Speaker Verification System, Speaker Identification System.

TEXT BOOKS:

1. Digital Processing of Speech Signals - L.R. Rabiner and S. W. Schafer. Pearson Education.
2. Speech Communications: Human & Machine - Douglas O'Shaughnessy, 2nd Ed., Wiley India, 2000.
3. Digital Processing of Speech Signals. L.R Rabinar and R W Jhaung, 1978, Pearson Education.

REFERENCE BOOKS:

1. Discrete Time Speech Signal Processing: Principles and Practice - Thomas F. Quateri, 1st Ed., PE.
2. Speech & Audio Signal Processing- Ben Gold & Nelson Morgan, 1st Ed., Wiley.

Artificial Neural Networks and Fuzzy Logic

(Elective II)

1. Introduction to Neural Networks

Introduction, Humans and Computers, Organization of the Brain, Biological Neuron, Biological and Artificial Neuron Models, Hodgkin-Huxley Neuron Model, Integrate-and-Fire Neuron Model, Spiking Neuron Model, Characteristics of ANN, McCulloch-Pitts Model, Potential Applications of ANN.

Essentials of Artificial Neural Networks

Artificial Neuron Model, Operations of Artificial Neuron, Types of Neuron Activation Function, ANN Architectures, Classification Taxonomy of ANN-Connectivity, Neural Dynamics (Activation and Synaptic), Learning Strategy (Supervised, Unsupervised, Reinforcement), Learning Rules, Types of Application.

2. Feed Forward Neural Networks

Introduction, Perceptron Models: Discrete, Continuous and Multi-Category, Training

Algorithms: Discrete and Continuous Perceptron Networks, Perceptron Convergence

theorem, Limitations of the Perceptron Model, Applications.

Multilayer Feed Forward Neural Networks

Credit Assignment Problem, Generalized Delta Rule, Derivation of Back-propagation (BP)

Training, Summary of Back-propagation Algorithm, Kolmogorov Theorem, Learning

Difficulties and Improvements.

3. Associative Memories

Paradigms of Associative Memory, Pattern Mathematics, Hebbian Learning, General Concepts of Associative Memory Associative Matrix, Association Rules, Hamming Distance, The Linear Associator, Matrix Memories, Content Addressable Memory, Bidirectional Associative Memory (BAM) Architecture, BAM Training Algorithms: Storage and Recall Algorithm,

BAM Energy Function, Proof of BAM Stability Theorem. Architecture of Hopfield Network: Discrete and Continuous versions, Storage and Recall Algorithm, Stability Analysis, Capacity of the Hopfield Network.

4. Self-Organizing Maps (SOM) and Adaptive Resonance Theory (ART)

Introduction, Competitive Learning, Vector Quantization, Self-Organized Learning Networks, Kohonen Networks, Training Algorithms, Linear Vector Quantization, Stability- Plasticity Dilemma, Feed forward competition, Feedback Competition, Instar, Outstar, ART1, ART2, Applications.

5. Classical & Fuzzy Sets

Introduction to classical sets – properties, Operations and relations; Fuzzy sets, Membership, Uncertainty, Operations, Properties, fuzzy relations, cardinalities, membership functions.

6. Fuzzy Logic System Components

Fuzzification, Membership Value assignment, development of rule base and decision making system, Defuzzification to crisp sets, Defuzzification methods.

Applications :

Neural network applications: Process identification, Fraction Approximation, Control and Process Monitoring, Fault diagnosis and Load forecasting.

Fuzzy logic applications: Fuzzy logic control and Fuzzy classification.

Text Books:

1. Neural Networks, Fuzzy logic , Genetic algorithms: synthesis and applications by Rajasekharan and Rai- PHI Publication.
2. Introduction to Artificial Neural Systems- Jacek M.Zurada, Jaico Publishing House, 1997.

Reference Books:

1. Neural and Fuzzy Systems: Foundation, Architectures and Applications, - N. Yadaiah and S. Bapi Raju, Pearson Education
2. Neural Networks – James A Freeman and Davis Skapura, Pearson, 2002
3. Neural Networks – Simon Hykins, Pearson Education.
4. Neural Engineering by C. Eliasmith and CH. Anderson, PHI.
Neural Networks and Fuzzy Logic System by Brok Kosko, PHI Publications.

NETWORK SECURITY & CRYPTOGRAPHY (Elective-II)

Course objectives:

The main objective of this course is to teach students to understand and how to address various software security problems in a secure and controlled environment. During this course the students will gain knowledge (both theoretical and practical) in various kinds of software security problems, and techniques that could be used to protect the software from security threats. The students will also learn to understand the “modus operandi” of adversaries; which could be used for increasing software dependability.

Course outcomes:

1. be able to individually reason about software security problems and protection techniques on both an abstract and a more technically advanced level.
2. be able to individually explain how software exploitation techniques, used by adversaries, function and how to protect against them.

Syllabus:

UNIT I : Classical Encryption Techniques

Objectives: *The Objectives of this unit is to present an overview of the main concepts of cryptography, understand the threats & attacks, understand ethical hacking.*

Introduction: Security attacks, services & mechanisms, Symmetric Cipher Model, Substitution Techniques, Transportation Techniques, Cyber threats and their defense (Phishing Defensive measures, web based attacks, SQL injection & Defense techniques) TEXT BOOK 2), Buffer overflow & format string vulnerabilities, TCP session hijacking (ARP attacks, route table modification) UDP hijacking (man-in-the-middle attacks) (TEXT BOOK3).

UNIT II: Block Ciphers & Symmetric Key Cryptography

Objectives: The Objectives of this unit is to understand the difference between stream ciphers & block ciphers, present an overview of the Feistel Cipher and explain the encryption and decryption, present an overview of DES, Triple DES, Blowfish, IDEA.

Traditional Block Cipher Structure, DES, Block Cipher Design Principles,

AES-Structure, Transformation functions, Key Expansion, Blowfish, CAST-128, IDEA, Block Cipher Modes of Operations.

UNIT III: Number Theory & Asymmetric Key Cryptography

Objectives: *Presents the basic principles of public key cryptography, Distinct uses of public key cryptosystems.*

Number Theory: Prime and Relatively Prime Numbers, Modular Arithmetic, Fermat's and Euler's Theorems, The Chinese Remainder theorem, Discrete logarithms.

Public Key Cryptography: Principles, public key cryptography algorithms, RSA Algorithms, Diffie Hellman Key Exchange, Elgamal encryption & decryption, Elliptic Curve Cryptography.

UNIT IV : Cryptographic Hash Functions & Digital Signatures

Objectives: *Present overview of the basic structure of cryptographic functions, Message Authentication Codes, Understand the operation of SHA-512, HMAC, Digital Signature*

Application of Cryptographic hash Functions, Requirements & Security, Secure Hash Algorithm, Message Authentication Functions, Requirements & Security, HMAC & CMAC. Digital Signatures, NIST Digital Signature Algorithm. Key management & distribution.

UNIT V: User Authentication, Transport Layer Security & Email Security

Objectives: Present an overview of techniques for remote user authentication, Kerberos, Summarize Web Security threats and Web traffic security approaches, overview of SSL & TLS. Present an overview of electronic mail security.

User Authentication: Remote user authentication principles, Kerberos

Transport Level Security: Web Security Requirements, Secure Socket Layer (SSL) and Transport Layer Security (TLS), Secure Shell(SSH)

Electronic Mail Security: Pretty Good Privacy (PGP) and S/MIME.

UNIT VI: IP Security & Intrusion Detection Systems

Objectives: Provide an overview of IP Security, concept of security association, Intrusion Detection Techniques

IP Security: IP Security Overview, IP Security Architecture, Authentication Header, Encapsulating Security Payload, Combining Security Associations and Key Management.

Intrusion detection: Overview, Approaches for IDS/IPS, Signature based IDS, Host based IDS/IPS. (TEXT BOOK 2)

TEXT BOOKS:

1. Cryptography & Network Security: Principles and Practices, William Stallings, PEA, Sixth edition.
2. Introduction to Computer Networks & Cyber Security, Chwan Hwa Wu, J.David Irwin, CRC press.
3. Hack Proofing your Network, Russell, Kaminsky, Forest Puppy, Wiley Dreamtech.

REFERENCE BOOKS:

1. Everyday Cryptography, Fundamental Principles & Applications, Keith Martin, Oxford.
2. Network Security & Cryptography, Bernard Menezes, Cengage, 2010.

IV Year – I SEMESTER

T	P	C
0	3	2

VLSI Laboratory

The students are required to design the schematic diagrams using CMOS logic and to draw the layout diagrams to perform the following experiments using CMOS 130nm Technology with necessary EDA tools (Mentor Graphics/Tanner).

List of Experiments:

1. Design and implementation of an inverter
2. Design and implementation of universal gates
3. Design and implementation of full adder
4. Design and implementation of full subtractor
5. Design and implementation of RS-latch
6. Design and implementation of D-latch
7. Design and implementation asynchronous counter
8. Design and Implementation of static RAM cell
9. Design and Implementation of differential amplifier
10. Design and Implementation of ring oscillator

Equipment Required:

1. Mentor Graphics/Tanner software-latest version
2. Personal computer with necessary peripherals.

IV Year – I SEMESTER

T P C
0 3 2

MICROWAVE ENGINEERING LAB

Minimum Twelve Experiments to be conducted:

Part – A (Any 7 Experiments) :

1. Reflex Klystron Characteristics.
2. Gunn Diode Characteristics.
3. Attenuation Measurement.
4. Directional Coupler Characteristics.
5. VSWR Measurement.
6. Impedance and Frequency Measurement.
7. Waveguide parameters measurement.
8. Scattering parameters of Circulator.
9. Scattering parameters of Magic Tee.

Part – B (Any 5 Experiments) :

10. Characterization of LED.
11. Characterization of Laser Diode.
12. Intensity modulation of Laser output through an optical fiber.
13. Measurement of Data rate for Digital Optical link.
14. Measurement of NA.
15. Measurement of losses for Analog Optical link.

Equipment required for Laboratories:

1. Regulated Klystron Power Supply
2. VSWR Meter -
3. Micro Ammeter - 0 – 500 μ A
4. Multi meter
5. CRO
6. GUNN Power Supply, Pin Modulator
7. Reflex Klystron

8. Crystal Diodes
9. Micro wave components (Attenuation)
10. Frequency Meter
11. Slotted line carriage
12. Probe detector
13. wave guide shorts
14. Pyramidal Horn Antennas
15. Directional Coupler
16. E, H, Magic Tees
17. Circulators, Isolator
18. Matched Loads
19. Fiber Optic Analog Trainer based LED
20. Fiber Optic Analog Trainer based laser
21. Fiber Optic Digital Trainer
22. Fiber cables - (Plastic, Glass)

IV Year – II SEMESTER

T P C
3+1 0 3

CELLULAR AND MOBILE COMMUNICATIONS

UNIT I

CELLULAR MOBILE RADIO SYSTEMS: Introduction to Cellular Mobile System, Performance criteria, uniqueness of mobile radio environment, operation of cellular systems, Hexagonal shaped cells, Analog and Digital Cellular systems.

ELEMENTS OF CELLULAR RADIO SYSTEM DESIGN : General description of the problem, concept of frequency channels, Co-channel Interference Reduction Factor, desired C/I from a normal case in a Omni directional Antenna system, Cell splitting, consideration of the components of Cellular system.

UNIT II

INTERFERENCE : Introduction to Co-Channel Interference, real time Co-Channel interference, Co-Channel measurement, design of Antenna system, Antenna parameters and their effects, diversity receiver, non-cochannel interference-different types. **CELL COVERAGE FOR SIGNAL AND TRAFFIC:** Signal reflections in flat and hilly terrain, effect of human made structures, phase difference between direct and reflected paths, constant standard deviation, straight line path loss slope, general formula for mobile propagation over water and flat open area, near and long distance propagation antenna height gain, form of a point to point model.

UNIT III

CELL SITE AND MOBILE ANTENNAS : Sum and difference patterns and their synthesis, omni directional antennas, directional antennas for interference reduction, space diversity antennas, umbrella pattern antennas, minimum separation of cell site antennas, high gain antennas.

UNIT IV

FREQUENCY MANAGEMENT AND CHANNEL ASSIGNMENT: Numbering and grouping, setup access and paging channels channel assignments to cell sites and mobile units, channel sharing and borrowing, sectorization, overlaid cells, non fixed channel assignment.

UNIT V

Handoff, dropped calls and cell splitting, types of handoff, handoff invitation, delaying handoff, forced handoff, mobile assigned handoff. Intersystem handoff, cell splitting, micro cells, vehicle locating methods, dropped call rates and their evaluation.

UNIT VI

DIGITAL CELLULAR NETWORKS : GSM architecture, GSM channels, multiplex access scheme, TDMA, CDMA.

TEXTBOOKS :

1. Mobile Cellular Telecommunications – W.C.Y. Lee, Tata McGraw Hill, 2nd Edn., 2006.
2. Principles of Mobile Communications – Gordon L. Stuber, Springer International 2nd Edition, 2007.

REFERENCES :

1. Wireless Communications - Theodore. S. Rapport, Pearson education, 2nd Edn., 2002.
2. Wireless and Mobile Communications – Lee McGraw Hills, 3rd Edition, 2006.
3. Mobile Cellular Communication – G Sasibhushana Rao Pearson
3. Wireless Communication and Networking – Jon W. Mark and Weihua Zhqung, PHI, 2005.
4. Wireless Communication Technology – R. Blake, Thompson Asia Pvt. Ltd., 2004.

IV Year – II SEMESTER

T	P	C
3+1	0	3

ELECTRONIC MEASUREMENTS AND INSTRUMENTATION**UNIT I**

Performance characteristics of instruments, Static characteristics, Accuracy, Resolution, Precision, Expected value, Error, Sensitivity. Errors in Measurement, Dynamic Characteristics-speed of response, Fidelity, Lag and Dynamic error. DC Voltmeters- Multi-range, Range extension/Solid state and differential voltmeters, AC voltmeters- multi range, range extension, shunt. Thermocouple type RF ammeter, Ohmmeters series type, shunt type, Multi-meter for Voltage, Current and resistance measurements.

UNIT II

Signal Generator- fixed and variable, AF oscillators, Standard and AF sine and square wave signal generators, Function Generators, Square pulse, Random noise, sweep, Arbitrary waveform. Wave Analyzers, Harmonic Distortion Analyzers, Spectrum Analyzers, Digital Fourier Analyzers.

UNIT III

Oscilloscopes CRT features, vertical amplifiers, horizontal deflection system, sweep, trigger pulse, delay line, sync selector circuits, simple CRO, triggered sweep CRO, Dual beam CRO, . Dual trace oscilloscope, sampling oscilloscope, storage oscilloscope, digital readout oscilloscope, digital storage oscilloscope, Lissajous method of frequency measurement, standard specifications of CRO, probes for CRO- Active & Passive, attenuator type.

UNIT IV

AC Bridges Measurement of inductance- Maxwell's bridge, Anderson bridge. Measurement of capacitance -Schearing Bridge. Wheat stone bridge. Wien Bridge, Errors and precautions in using bridges. Q-meter.

UNIT V

Transducers- active & passive transducers : Resistance, Capacitance, inductance; Strain gauges, LVDT, Piezo Electric transducers, Resistance Thermometers, Thermocouples, Thermistors, Sensistors.

UNIT VI

Measurement of physical parameters force, pressure, velocity, humidity, moisture, speed, proximity and displacement. Data acquisition systems.

TEXTBOOKS :

1. Electronic instrumentation, second edition - H.S.Kalsi, Tata McGraw Hill, 2004.
2. Modern Electronic Instrumentation and Measurement Techniques – A.D. Helfrick and W.D. Cooper, PHI, 5th Edition, 2002.

REFERENCES :

1. Electronic Instrumentation & Measurements - David A. Bell, PHI, 2nd Edition, 2003.
2. Electronic Test Instruments, Analog and Digital Measurements - Robert A. Witte, Pearson Education, 2nd Ed., 2004.
3. Electronic Measurements & Instrumentations by K. Lal Kishore, Pearson Education - 2005.

OUTCOMES

The student will be able to

- Select the instrument to be used based on the requirements.
- Understand and analyze different signal generators and analyzers.
- Understand the design of oscilloscopes for different applications.
- Design different transducers for measurement of different parameters.

IV Year – II SEMESTER

T P C
3+1 0 3

ELECTIVE – III

SATELLITE COMMUNICATIONS

UNIT I

INTRODUCTION : Origin of Satellite Communications, Historical Background, Basic Concepts of Satellite Communications, Frequency allocations for Satellite Services, Applications, Future Trends of Satellite Communications.

UNIT II

ORBITAL MECHANICS AND LAUNCHERS: Orbital Mechanics, Look Angle determination, Orbital perturbations, Orbit determination, launches and launch vehicles, Orbital effects in communication systems performance.

UNIT III

SATELLITE SUBSYSTEMS : Attitude and orbit control system, telemetry, tracking, Command and monitoring, power systems, communication subsystems, Satellite antenna Equipment reliability and Space qualification.

UNIT IV

SATELLITE LINK DESIGN : Basic transmission theory, system noise temperature and G/T ratio, Design of down links, up link design, Design of satellite links for specified C/N, System design example.

MULTIPLE ACCESS: Frequency division multiple access (FDMA) Intermodulation, Calculation of C/N. Time division Multiple Access (TDMA) Frame structure, Examples. Satellite Switched TDMA Onboard processing, DAMA, Code Division Multiple access (CDMA), Spread spectrum transmission and reception.

UNIT V

EARTH STATION TECHNOLOGY : Introduction, Transmitters, Receivers, Antennas, Tracking systems, Terrestrial interface, Primary power test methods.

LOW EARTH ORBIT AND GEO-STATIONARY SATELLITE SYSTEMS: Orbit consideration, coverage and frequency considerations,

Delay & Throughput considerations, System considerations, Operational NGSO constellation Designs

UNIT VI

SATELLITE NAVIGATION & THE GLOBAL POSITIONING SYSTEM [1] : Radio and Satellite Navigation, GPS Position Location principles, GPS Receivers and codes, Satellite signal acquisition, GPS Navigation Message, GPS signal levels, GPS receiver operation, GPS C/A code accuracy, Differential GPS.

TEXT BOOKS:

1. Satellite Communications – Timothy Pratt, Charles Bostian and Jeremy Allnutt, WSE, Wiley Publications, 2nd Edition, 2003.
2. Satellite Communications Engineering – Wilbur L. Pritchard, Robert A Nelson and Henri G.Suyderhoud, 2nd Edition, Pearson Publications, 2003.

REFERENCES :

1. Satellite Communications : Design Principles – M. Richharia, BS Publications, 2nd Edition, 2003.
2. Satellite Communication - D.C Agarwal, Khanna Publications, 5th Ed.
3. Fundamentals of Satellite Communications – K.N. Raja Rao, PHI, 2004
4. Satellite Communications – Dennis Roddy, McGraw Hill, 2nd Edition, 1996.

MIXED SIGNAL DESIGN

(ELECTIVE – III)

OBJECTIVES

The student will be introduced to

- Understand the Switched capacitors Circuits and Operation and Analysis, PLLS.
- In this course, students can study Data Converter Fundamentals, Nyquist Rate A/D Converters.
- Another main object of this course is to motivate the graduate students to study and to analyze the Oversampling Converters and Continuous-Time Filters.
- The concepts of Continuous-Time Filters, CMOS Transconductors Using Triode and Active Transistors and MOSFET-C Filters.

UNIT-I:

Switched Capacitor Circuits: Introduction to Switched Capacitor circuits-basic building blocks, Operation and Analysis, Non-ideal effects in switched capacitor circuits, Switched capacitor integrators first order filters, Switch sharing, biquad filters.

UNIT-II:

Phased Lock Loop (PLL): Basic PLL topology, Dynamics of simple PLL, Charge pump PLLs-Lock acquisition, Phase/Frequency detector and charge pump, Basic charge pump PLL, Non-ideal effects in PLLs-PFD/CP non-idealities, Jitter in PLLs, Delay locked loops, applications.

UNIT-III:

Data Converter Fundamentals: DC and dynamic specifications, Quantization noise, Nyquist rate D/A converters- Decoder based converters, Binary-Scaled converters, Thermometer-code converters, Hybrid converters

UNIT-IV:

Nyquist Rate A/D Converters: Successive approximation converters, Flash converter, Two-step A/D converters, Interpolating A/D converters, Folding A/D converters, Pipelined A/D converters, Time-interleaved converters.

UNIT-V:

Oversampling Converters: Noise shaping modulators, Decimating filters and interpolating filters, Higher order modulators, Delta sigma modulators with multi-bit quantizers, Delta sigma D/A

UNIT-VI:

Continuous-Time Filters: Introduction to Gm-C Filters, Bipolar Transconductors, CMOS transconductors Using Triode and Active Transistors, BiCMOS Transconductors, MOSFET-C Filters.

Text Books:

1. Design of Analog CMOS Integrated Circuits- Behzad Razavi, TMH Edition, 2002
2. Analog Integrated Circuit Design- David A. Johns, Ken Martin, Wiley Student Edition, 2013

Reference Books:

1. CMOS Mixed-Signal Circuit Design - R. Jacob Baker, Wiley Interscience, 2009.
2. CMOS Analog Circuit Design –Philip E. Allen and Douglas R. Holberg, Oxford University Press, International Second Edition/Indian Edition, 2010.

OUTCOMES

After going through this course the student will be able to

- Understand the concepts of Switched Capacitor circuits.
- Design and analysis of Nyquist Rate A/D Converters.
- Extend the Mixed Signal Design to Different Applications.
- Concepts of Oversampling Converters and Continuous-Time Filters.

EMBEDDED SYSTEMS

(ELECTIVE – III)

OBJECTIVES

After going through this course the student will be able to

- Understand the building blocks of typical embedded system and different memory technology and memory types.
- Learn the characteristics of an embedded system, quality attributes of embedded systems, application specific and domain specific embedded system,
- Learn about communication devices and basics about VLSI and integrated circuit design and learn concept of firmware design approaches, ISR concept. Interrupt sources, interrupt servicing mechanism, multiple interrupts,
- Understand the concepts of c versus embedded c and compiler versus cross-compiler.
- Learn about the integrated development environment, software utility tool. Also learn about quality assurance and testing of the design, testing on host machine, simulators.

Unit-I:

Introduction: Embedded System-Definition, History, Classification, application areas and purpose of embedded systems, The typical embedded system-Core of the embedded system, Memory, Sensors and Actuators, Communication Interface, Embedded firmware, PCB and passive components. Characteristics, Quality attributes of an Embedded systems, Application-specific and Domain-Specific examples of an embedded system.

Unit-II:

Embedded Hardware Design: Analog and digital electronic components, I/O types and examples, Serial communication devices, Parallel device ports, Wireless devices, Timer and counting devices, Watchdog timer, Real time clock.

Unit-III:

Embedded Firmware Design: Embedded Firmware design approaches, Embedded Firmware development languages, ISR concept, Interrupt sources, Interrupt servicing mechanism, Multiple interrupts, DMA, Device driver programming, Concepts of C versus Embedded C and Compiler versus Cross-compiler.

Unit-IV:

Real Time Operating System: Operating system basics, Types of operating systems, Tasks, Process and Threads, Multiprocessing and Multitasking, Threads, Processes and Scheduling, Task Scheduling, Communication, Synchronization, Device Drivers, How to choose an RTOS.

Hardware Software Co-Design: Fundamental Issues in Hardware Software Co-Design, Computational models in embedded design, Hardware software Trade-offs, Integration of Hardware and Firmware, ICE.

Unit-V:

Embedded System Development: The integrated development environment, Types of files generated on cross-compilation, Deassembler/Decompiler, Simulators, Emulators and Debugging, Target hardware debugging, Boundary Scan, Embedded Software development process and tools.

Unit-VI:

Embedded System Implementation And Testing: The main software utility tool, CAD and the hardware, Translation tools-Pre-processors, Interpreters, Compilers and Linkers, Debugging tools, Quality assurance and testing of the design, Testing on host machine, Simulators, Laboratory Tools.

Text Books:

1. Embedded Systems Architecture By Tammy Noergaard, Elsevier Publications, 2005
2. Embedded System Design, Frank Vahid, Tony Givargis, John Wiley Publications.

References:

1. Embedded Systems, Raj Kamal-Tata McGraw Hill Education Private Limited, Second Edition, 2008
2. Embedding system building blocks By Labrosse, CMP publishers.

OUTCOMES

After going through this course the student will be able to

- Know basics of embedded system, classification, memories, different communication interface and what embedded firmware is and its role in embedded system, different system components.
- Distinguish all communication devices in embedded system, other peripheral device.
- Distinguish concepts of C versus embedded C and compiler versus cross-compiler.
- Choose an operating system, and learn how to choose an RTOS

RF CIRCUIT DESIGN

(ELECTIVE – III)

UNIT -I:

Introduction to RF Electronics:

The Electromagnetic Spectrum, units and Physical Constants, Microwave bands – RF behavior of Passive components: Tuned resonant circuits, Vectors, Inductors and Capacitors - Voltage and Current in capacitor circuits – Tuned RF / IF Transformers.

UNIT -II:

Transmission Line Analysis: Examples of transmission lines- Transmission line equations and Biasing- Micro Strip Transmission Lines- Special Termination Conditions- sourced and Loaded Transmission Lines. **Single And Multiport Networks:** The Smith Chart, Interconnectivity networks, Network properties and Applications, Scattering Parameters.

UNIT -III:

Matching and Biasing Networks:

Impedance matching using discrete components – Micro strip line matching networks, Amplifier classes of Operation and Biasing networks.

UNIT-IV

RF Passive & Active Components: Filter Basics – Lumped filter design – Distributed Filter Design – Diplexer Filters- Crystal and Saw filters- Active Filters - Tunable filters – Power Combiners / Dividers – Directional Couplers – Hybrid Couplers – Isolators. RF Diodes – BJTs- FETs- HEMTs and Models.

UNIT -V:

RF Transistor Amplifier Design: Characteristics of Amplifiers - Amplifier Circuit Configurations, Amplifier Matching Basics, Distortion and noise products, Stability Considerations, Small Signal amplifier design, Power amplifier design, MMIC amplifiers, Broadband High Power multistage amplifiers, Low noise amplifiers, VGA Amplifiers.

UNIT -VI:

Oscillators: Oscillator basics, Low phase noise oscillator design, High frequency Oscillator configuration, LC Oscillators, VCOs, Crystal Oscillators, PLL Synthesizer, and Direct Digital Synthesizer. **RF Mixers:**

Basic characteristics of a mixer - Active mixers- Image Reject and Harmonic mixers, Frequency domain considerations.

TEXT BOOKS:

1. RF Circuit design: Theory and applications by Reinhold Ludwig, Pavel Bretchko. Pearson Education Asia Publication, New Delhi 2001.
2. Radio Frequency and Microwave Communication Circuits – Analysis and Design – Devendra K. Misra, Wiley Student Edition, John Wiley & Sons

REFERENCE BOOKS:

1. Radio frequency and Microwave Electronics - Mathew M.Radmangh, 2001, PE Asia Publ.
2. RF Circuit Design – Christopher Bowick, Cheryl Aljuni and John Biyler, Elsevier Science, 2008.
3. Secrets of RF Design - Joseph Carr., 3rd Edition, Tab Electronics.
4. Complete Wireless Design - Cotter W. Sawyer, 2nd Edition, Mc-Graw Hill.
5. Practical RF Circuit Design for Modern Wireless Systems Vol.2 -Less Besser and Rowan Gilmore.

Cloud Computing

(ELECTIVE – III)

Course Objectives: The student will learn about the cloud environment, building software systems and components that scale to millions of users in modern internet, cloud concepts capabilities across the various cloud service models including IaaS, PaaS, SaaS, and developing cloud based software applications on top of cloud platforms.

Course Outcomes:

1. Understanding the key dimensions of the challenge of Cloud Computing.
2. Assessment of the economics , financial, and technological implications for selecting cloud computing for own organization.
3. Assessing the financial, technological, and organizational capacity of employer's for actively initiating and installing cloud-based applications.
4. Assessment of own organizations' needs for capacity building and training in cloud computing-related IT areas.

Syllabus:

UNIT I: Systems modeling, Clustering and virtualization:

Scalable Computing over the Internet, Technologies for Network based systems, System models for Distributed and Cloud Computing, Software environments for distributed systems and clouds, Performance, Security And Energy Efficiency.

UNIT II: Virtual Machines and Virtualization of Clusters and Data Centers:

Implementation Levels of Virtualization, Virtualization Structures/ Tools and mechanisms, Virtualization of CPU, Memory and I/O Devices, Virtual Clusters and Resource Management, Virtualization for Data Center Automation.

UNIT III: Cloud Platform Architecture:

Cloud Computing and service Models, Architectural Design of Compute and Storage Clouds, Public Cloud Platforms, Inter Cloud Resource Management, Cloud Security and Trust Management. Service Oriented Architecture, Message Oriented Middleware.

UNIT IV: Cloud Programming and Software Environments:

Features of Cloud and Grid Platforms, Parallel & Distributed Programming Paradigms, Programming Support of Google App Engine, Programming on Amazon AWS and Microsoft Azure, Emerging Cloud Software Environments.

UNIT V: Cloud Resource Management and Scheduling:

Policies and Mechanisms for Resource Management Applications of Control Theory to Task Scheduling on a Cloud, Stability of a Two Level Resource Allocation Architecture, Feedback Control Based on Dynamic Thresholds. Coordination of Specialized Autonomic Performance Managers, Resource Bundling, Scheduling Algorithms for Computing Clouds, Fair Queuing, Start Time Fair Queuing, Borrowed Virtual Time, Cloud Scheduling Subject to Deadlines, Scheduling Map Reduce Applications Subject to Deadlines.

UNIT VI:

Storage Systems: Evolution of storage technology, storage models, file systems and database, distributed file systems, general parallel file systems. Google file system., Apache Hadoop, Big Table, Megastore, Amazon Simple Storage Service (S3) .

TEXT BOOKS:

1. Distributed and Cloud Computing, Kai Hwang, Geoffrey C. Fox, Jack J. Dongarra MK Elsevier.
2. Cloud Computing, Theory and Practice, Dan C Marinescu, MK Elsevier.
3. Cloud Computing, A Hands on approach, Arshadeep Bahga, Vijay Madiseti, University Press.

REFERENCE BOOK:

1. Cloud Computing, A Practical Approach, Anthony T Velte, Toby J Velte, Robert Elsenpeter, TMH.
2. Mastering Cloud Computing, Foundations and Application Programming, Raj Kumar Buyya, Christen vecctiola, S Tammarai selvi, TMH.

IV Year – II SEMESTER

T	P	C
3+1	0	3

ELECTIVE - IV**WIRELESS SENSORS AND NETWORKS****UNIT I****OVERVIEW OF WIRELESS SENSOR NETWORKS:**

Key definitions of sensor networks, Advantages of sensor Networks, Unique constraints and challenges, Driving Applications, Enabling Technologies for Wireless Sensor Networks.

ARCHITECTURES:

Single-Node Architecture - Hardware Components, Energy Consumption of Sensor Nodes, Operating Systems and Execution Environments, Network Architecture - Sensor Network Scenarios, Optimization Goals and Figures of Merit, Gateway Concepts.

UNIT II**NETWORKING Technologies:**

Physical Layer and Transceiver Design Considerations, Personal area networks (PANs), hidden node and exposed node problem, Topologies of PANs, MANETs, WANETs.

UNIT-III**MAC Protocols for Wireless Sensor Networks:**

Issues in Designing a MAC protocol for Ad Hoc Wireless Networks, Design goals of a MAC Protocol for Ad Hoc Wireless Networks, Classifications of MAC Protocols, Contention - Based Protocols, Contention - Based Protocols with reservation Mechanisms, Contention – Based MAC Protocols with Scheduling Mechanisms, MAC Protocols that use Directional Antennas, Other MAC Protocols.

UNIT-IV**ROUTING PROTOCOLS:**

Introduction, Issues in Designing a Routing Protocol for Ad Hoc Wireless Networks, Classification of Routing Protocols, Table –Driven Routing Protocols, On – Demand Routing Protocols, Hybrid Routing Protocols, Routing Protocols with Efficient Flooding Mechanisms, Hierarchical Routing Protocols, Power – Aware Routing Protocols, Proactive Routing.

UNIT-V**TRANSPORT LAYER AND SECURITY PROTOCOLS:**

Introduction, Issues in Designing a Transport Layer Protocol for Ad Hoc Wireless Networks, Design Goals of a Transport Layer Protocol for Ad Hoc Wireless Networks, Classification of Transport Layer Solutions, TCP Over Ad Hoc Wireless Networks, Other Transport Layer Protocol for Ad Hoc Wireless Networks.

UNIT- VI**SECURITY IN WSNs:**

Security in Ad Hoc Wireless Networks, Network Security Requirements, Issues and Challenges in Security Provisioning, Network Security Attacks, Key Management, Secure Routing in Ad Hoc Wireless Networks.

SENSOR NETWORK PLATFORMS AND TOOLS:

Sensor Node Hardware – Berkeley Motes, Programming Challenges, Node-level software platforms, Node-level Simulators, State-centric programming.

APPLICATIONS of WSN:

S Ultra wide band radio communication, Wireless fidelity systems. Future directions, Home automation, smart metering Applications.

TEXT BOOKS:

1. Ad Hoc Wireless Networks: Architectures and Protocols - C. Siva Ram Murthy and B.S.Manoj, 2004, PHI
2. Wireless Ad- hoc and Sensor Networks: Protocols, Performance and Control – Jagannathan Sarangapani, CRC Press
3. Holger Karl & Andreas Willig, “Protocols And Architectures for Wireless Sensor Networks”, John Wiley, 2005.

REFERENCES:

1. . Kazem Sohraby, Daniel Minoli, & Taieb Znati, “Wireless Sensor Networks- Technology, Protocols, and Applications”, John Wiley, 2007.
2. Feng Zhao & Leonidas J. Guibas, “Wireless Sensor Networks- An Information Processing Approach”, Elsevier, 2007.
3. Ad- Hoc Mobile Wireless Networks: Protocols & Systems, C.K. Toh ,1 ed. Pearson Education.
4. Wireless Sensor Networks - C. S. Raghavendra, Krishna M. Sivalingam, 2004, Springer.
5. Wireless Sensor Networks – S Anandamurugan , Lakshmi Publications

SYSTEM ON CHIP (ELECTIVE - IV)

OBJECTIVES

After going through this course the student will be able to

- Understand the System Architecture and Processor Architecture, approach for a SOC Design.
- Learn the, Basic concepts in Processor Micro Architecture, and Learn Different Types of Processors like VLIW Processors, Superscalar Processors etc.
- Learn about SOC external memory, Scratchpads and Cache memory and Multilevel Caches.
- Learn the SOC Design approach, Design and evaluation, Applications Like Image compression etc...

UNIT-I:

Introduction to the System Approach: System Architecture, Components of the system, Hardware & Software, Processor Architectures, Memory and Addressing. System level interconnection, an approach for SOC Design, System Architecture and Complexity.

UNIT-II:

Processors : Introduction , Processor Selection for SOC, Basic concepts in Processor Architecture, Micro Architecture, Basic elements in Instruction handling. Buffers: minimizing Pipeline Delays, Branches, More Robust Processors, Vector Processors and Vector Instructions extensions, VLIW Processors, Superscalar Processors.

UNIT-III:

Memory Design for SOC: Overview of SOC external memory, Internal Memory, Size, Scratchpads and Cache memory, Cache Organization, Cache data, Write Policies, Strategies for line replacement at miss time, Types of Cache, Split – I, and D – Caches, Multilevel Caches, Virtual to real translation , SOC Memory System, Models of Simple Processor – memory interaction.

UNIT-IV:

Interconnect Customization and Configuration: Inter Connect Architectures, Bus: Basic Architectures, SOC Standard Buses, Analytic Bus Models, Using the Bus model, Effects of Bus transactions and contention time. SOC Customization: An overview, Customizing Instruction Processor

UNIT-V:

Interconnect Configuration: Reconfiguration Technologies, Mapping design onto Reconfigurable devices, Instance- Specific design, Customizable Soft Processor, Reconfiguration - overhead analysis and trade-off analysis on reconfigurable Parallelism.

UNIT-VI:

Application Studies / Case Studies: SOC Design approach, AES algorithms, Design and evaluation, Image compression – JPEG compression.

Text Books:

1. Computer System Design System-on-Chip - Michael J. Flynn and Wayne Luk, Wiley India Pvt. Ltd.
2. Design of System on a Chip: Devices and Components – Ricardo Reis, 1st Ed., 2004, Springer

Reference Books:

1. ARM System on Chip Architecture – Steve Furber –2nd Ed., 2000, Addison Wesley Professional.
2. System on Chip Verification – Methodologies and Techniques – Prakash Rashinkar, Peter Paterson and Leena Singh L, 2001, Kluwer Academic Publishers.

OUTCOMES

After going through this course the student will be able to

- Know basics of System Architecture and Processor Architecture.
- Know different Types of Processors Like VLIW Processors, Superscalar Processors etc. and Basic concepts in Processor Micro Architecture.
- Distinguish Cache memory and Multilevel Caches, SOC external memory.
- Know the Concept of Inter Connect Architectures, SOC Standard Buses and Reconfiguration Technologies.

LOW POWER VLSI DESIGN (ELECTIVE - IV)

OBJECTIVES

- The student will be able to understand the Fundamentals of Low Power VLSI Design.
- In this course, students can study low-Power Design Approaches, Power estimation and analysis.
- Another main object of this course is to motivate the graduate students to study and to analyze the Low-Voltage Low-Power Adders, Multipliers.
- The concepts of Low-Voltage Low-Power Memories and Future Trend and Development of DRAM.

UNIT-I:

Fundamentals of Low Power VLSI Design: Need for Low Power Circuit Design, Sources of Power Dissipation – Switching Power Dissipation, Short Circuit Power Dissipation, Leakage Power Dissipation, Glitching Power Dissipation, Short Channel Effects – Drain Induced Barrier Lowering and Punch Through, Surface Scattering, Velocity Saturation, Impact Ionization, Hot Electron Effect.

UNIT-II:

Low-Power Design Approaches:

Low-Power Design through Voltage Scaling: VTCMOS circuits, MTCMOS circuits, Architectural Level Approach – Pipelining and Parallel Processing Approaches.

Switched Capacitance Minimization Approaches: System Level Measures, Circuit Level Measures, Mask level Measures.

UNIT-III:

Power estimation and analysis: SPICE circuit simulators, gate level logic simulation, capacitive power estimation, static state power and gate level capacitance estimation.

UNIT-IV:

Low-Voltage Low-Power Adders: Introduction, Standard Adder Cells, CMOS Adder's Architectures – Ripple Carry Adders, Carry Look-Ahead Adders, Carry Select Adders, Carry Save Adders, Low-Voltage Low-Power

Design Techniques –Trends of Technology and Power Supply Voltage, Low-Voltage Low-Power Logic Styles.

UNIT-V:

Low-Voltage Low-Power Multipliers Introduction, Overview of Multiplication, Types of Multiplier Architectures, Braun Multiplier, Baugh-Wooley Multiplier, Booth Multiplier, Introduction to Wallace Tree Multiplier.

UNIT-VI:

Low-Voltage Low-Power Memories: Basics of ROM, Low-Power ROM Technology, Future Trend and Development of ROMs, Basics of SRAM, Memory Cell, Precharge and Equalization Circuit, Low-Power SRAM Technologies, Basics of DRAM, Self-Refresh Circuit, Future Trend and Development of DRAM.

Text Books:

1. Low-Voltage, Low-Power VLSI Subsystems – Kiat-Seng Yeo, Kaushik Roy, TMH Professional Engineering.

Reference Books:

1. Low Power CMOS VLSI Circuit Design – Kaushik Roy, Sharat C. Prasad, John Wiley & Sons, 2000.
2. Practical Low Power Digital VLSI Design – Gary K. Yeap, Kluwer Academic Press, 2002.

OUTCOMES

After going through this course the student will be able to

- Understand the concepts of Low-Power Design Approaches.
- Design and analysis of Low-Voltage Low-Power Circuits.
- Extend the Low Power Design to Different Applications.
- Understand of Low-Voltage Low-Power Memories and Basics of DRAM.

BIO-MEDICAL INSTRUMENTATION

(ELECTIVE - IV)

UNIT-I

Sources of Bioelectric potentials and Electrodes: Resisting and Action Potentials, Propagation of Action Potentials, The Bioelectric Potentials. Electrodes: Electrode theory, Bio Potential Electrodes, Biochemical Transducers, introduction to bio-medical signals.

UNIT-II

The Cardiovascular System: The Heart and Cardiovascular System, The Heart, Blood Pressure, Characteristics of Blood Flow, Heart Sounds, Cardio Vascular Measurements, Electrocardiography, Measurement of Blood Pressure, Measurement of Blood Flow and Cardiac output, Plethysmography, Measurement of Heart Sounds, Event detection, PQRS & T-Waves in ECG, the first & second Heart beats, ECG rhythm analysis, the di-crotic notch in the carotid pulse detection of events and waves, analysis of exercise ECG, analysis of event related potentials, correlation analysis of EEG channels, correlation of muscular contraction.

UNIT- III

Patient Care & Monitory and Measurements in Respiratory System: The elements of Intensive Care Monitory, Diagnosis, Calibration and reparability of Patient Monitoring equipment, other instrumentation for monitoring patients, pace makers, defibrillators, the physiology of respiratory system, tests and instrumentation for mechanics of breathing, respiratory theory equipment, analysis of respiration.

UNIT-IV

Bio telemetry and Instrumentation for the clinical laboratory Introduction to bio telemetry, Physiological parameters adaptable to bio telemetry, the components of bio telemetry system, implantable units, applications of telemetry in patient care – The blood, tests on blood cells, chemical test, automation of chemical tests.

UNIT-V

X-ray and radioisotope instrumentation and electrical safety of medical equipment: Generation of Ionizing radiation, instrumentation for diagnostic X-rays, special techniques, instrumentation for the medical use of

radioisotopes, radiation therapy - Physiological effects of electrical current, shock Hazards from electrical equipment, Methods of accident prevention.

UNIT-VI

Modern Imaging Systems: Tomography, Magnetic resonance Imaging System, Ultrasonic Imaging System, Medical Thermography.

TEXT BOOK:

1. Biomedical Instrumentation and Measurements – C. Cromwell, F.J. Weibell, E.A.Pfeiffer – Pearson education.
2. Biomedical signal analysis – Rangaraj, M. Rangayya – Wiley Inter science – John willey & Sons Inc.

Reference:

1. Hand Book of Bio-Medical Instrumentation – R.S. Khandpur, (TMH)
2. Introduction to Bio-Medical Engineering – Domach, (Pearson)
3. Introduction to Bio-Medical Equipment Technology – Cart, (Pearson)

EMI / EMC

Pre requisites: EMTL and AWP Courses.

Objectives:

- Student shall be able to understand the root causes for Electromagnetic Noise (EMI), its sources.
- Shall be able to understand the effects of EMI and the required precautions to be taken/to be discussed with his peer group.
- Shall be able to understand the different measurement techniques of EMI (for conducted and normal) and their influences in detail.
- Shall be able to understand different compatibility techniques (EMC) to reduce/suppress EMI.
- Shall be able to understand different standards being followed across the world in the fields of EMI/EMC.

UNIT-I: Natural and Nuclear sources of EMI / EMC : Introduction, Electromagnetic environment, History, Concepts, Practical experiences and concerns, frequency spectrum conservations. An overview of EMI / EMC, Natural and Nuclear sources of EMI.

UNIT-II: EMI from apparatus, circuits and open area test sites : Electromagnetic emissions, noise from relays and switches, non-linearities in circuits, passive inter modulation, cross talk in transmission lines, transients in power supply lines, electromagnetic interference (EMI). Open area test sites and measurements.

UNIT-III: Radiated and conducted interference measurements: Anechoic chamber, TEM cell, GH TEM Cell, characterization of conduction currents / voltages, conducted EM noise on power lines, conducted EMI from equipment, Immunity to conducted EMI detectors and measurements.

UNIT-IV: ESD, Grounding, shielding, bonding and EMI filters : Principles and types of grounding, shielding and bonding, characterization of filters, power lines filter design. ESD, Electrical fast transients / bursts, electrical surges.

UNIT-V: Cables, connectors, components: Introduction, EMI suppression cables, EMC connectors, EMC gaskets, Isolation transformers, opto-isolators, Transient and Surge Suppression Devices.

UNIT-VI: EMC standards- National / International :: Introduction, Standards for EMI and EMC, MIL-Standards, IEEE/ANSI standards, CISPR/IEC standards, FCC regulations, Euro norms, British Standards, EMI/EMC standards in JAPAN, Conclusions.

Text Books :

1. Engineering Electromagnetic Compatibility by **Dr. V.P. Kodali, IEEE Publication**, Printed in India by **S. Chand & Co. Ltd., New Delhi, 2000.**
2. Electromagnetic Interference and Compatibility **IMPACT series, IIT – Delhi, Modules 1 – 9.**

References :

1. Introduction to Electromagnetic Compatibility, NY, **John Wiley, 1992,** by **C.R. Pal.**

Outcomes-

At the end of this Course

- Students shall be able to distinguish effects of EMI and counter measures by EMC-techniques.
- Students shall apply the knowledge gained in selecting proper gadget/device/appliance/system, as per EMC- norms specified by regulating authorities.
- Students shall choose career in the fields of EMI/EMC as an Engineer/Researcher/Entrepreneur in India/abroad.

IV Year – II SEMESTER

T	P	C
0	0	9

Project & Seminar



JAWAHARLAL NEHRU TECHNOLOGICAL UNIVERSITY KAKINADA
KAKINADA – 533 003, Andhra Pradesh, India
DEPARTMENT OF ELECTRICAL AND ELECTRONICS ENGINEERING

COURSE STRUCTURE AND SYLLABUS

For

B. TECH ELECTRICAL AND ELECTRONICS ENGINEERING

(Applicable for batches admitted from 2020-2021)



JAWAHARLAL NEHRU TECHNOLOGICAL UNIVERSITY KAKINADA

KAKINADA - 533 003, Andhra Pradesh, India



JAWAHARLAL NEHRU TECHNOLOGICAL UNIVERSITY KAKINADA
KAKINADA – 533 003, Andhra Pradesh, India
DEPARTMENT OF ELECTRICAL AND ELECTRONICS ENGINEERING

I B. Tech I SEMESTER

Sl. No	Course Components	Subjects	L	T	P	Credits
1	HSMC	Communicative English	3	0	0	3
2	BSC	Mathematics-I (Calculus and Differential Equations)	3	0	0	3
3	BSC	Mathematics-II (Linear Algebra and Numerical Methods)	3	0	0	3
4	ESC	Programming for Problem Solving Using C	3	0	0	3
5	ESC	Engineering Drawing & Design	1	0	4	3
6	HSMC	English Communication Skills Laboratory	0	0	3	1.5
7	BSC	Electrical Engineering Workshop	0	1	3	1.5
8	ESC	Programming for Problem Solving Using C Lab	0	0	3	1.5
Total Credits			19.5			

I B. Tech II SEMESTER

Sl. No	Course Components	Subjects	L	T	P	Credits
1	BSC	Mathematics-III (Vector Calculus, Transforms and PDE)	3	0	0	3
2	BSC	Applied Physics	3	0	0	3
3	ESC	Data Structures Through C	3	0	0	3
4	ESC	Electrical Circuit Analysis -I	3	0	0	3
5	ESC	Basic Civil and Mechanical Engineering	3	0	0	3
6	BSC	Applied Physics Lab	0	0	3	1.5
7	ESC	Basic Civil and Mechanical Engineering Lab	0	0	3	1.5
8	ESC	Data Structures through C Lab	0	0	3	1.5
9	Mandatory Course	Constitution of India	2	0	0	0
Total Credits			19.5			



JAWAHARLAL NEHRU TECHNOLOGICAL UNIVERSITY KAKINADA
KAKINADA – 533 003, Andhra Pradesh, India
DEPARTMENT OF ELECTRICAL AND ELECTRONICS ENGINEERING

II B. Tech I Semester

Sl. No	Course Components	Subjects	L	T	P	Credits
1	BSC	Mathematics – IV	3	0	0	3
2	PCC	Electronic Devices and Circuits	3	0	0	3
3	PCC	Electrical Circuit Analysis –II	3	0	0	3
4	PCC	DC Machines and Transformers	3	0	0	3
5	PCC	Electro Magnetic Fields	3	0	0	3
6	PCC	Electrical Circuits Lab	0	0	3	1.5
7	PCC	DC Machines and Transformers Lab	0	0	3	1.5
8	PCC	Electronic Devices and Circuits lab	0	0	3	1.5
9	SC	Skill oriented course- Design of Electrical Circuits using Engineering Software Tools	0	0	4	2
10	MC	Professional Ethics & Human Values	2	0	0	0
Total Credits			21.5			

II B. Tech II Semester

Sl. No	Course Components	Subjects	L	T	P	Credits
1	ESC	Python Programming	3	0	0	3
2	PCC	Digital Electronics	3	0	0	3
3	PCC	Power System-I	3	0	0	3
4	PCC	Induction and Synchronous Machines	3	0	0	3
5	HSMC	Managerial Economics & Financial Analysis	3	0	0	3
6	ESC	Python Programming Lab	0	0	3	1.5
7	PCC	Induction and Synchronous Machines Lab	0	0	3	1.5
8	PCC	Digital Electronics Lab	0	0	3	1.5
9	SC	Skill oriented course- IoT Applications of Electrical Engineering	0	0	4	2
Total Credits			21.5			



JAWAHARLAL NEHRU TECHNOLOGICAL UNIVERSITY KAKINADA
KAKINADA – 533 003, Andhra Pradesh, India
DEPARTMENT OF ELECTRICAL AND ELECTRONICS ENGINEERING

I Year I Semester		L	T	P	C
		3	0	0	3
COMMUNICATIVE ENGLISH					

Introduction

The course is designed to train students in receptive (listening and reading) as well as productive and interactive (speaking and writing) skills by incorporating a comprehensive, coherent and integrated approach that improves the learners' ability to effectively use English language in academic/ workplace contexts. The shift is from *learning about the language* to *using the language*. On successful completion of the compulsory English language course/s in B.Tech., learners would be confident of appearing for international language qualification/proficiency tests such as IELTS, TOEFL, or BEC, besides being able to express themselves clearly in speech and competently handle the writing tasks and verbal ability component of campus placement tests. Activity based teaching-learning methods would be adopted to ensure that learners would engage in actual use of language both in the classroom and laboratory sessions.

Course Objectives

- Facilitate effective listening skills for better comprehension of academic lectures and English spoken by native speakers
- Focus on appropriate reading strategies for comprehension of various academic texts and authentic materials
- Help improve speaking skills through participation in activities such as role plays, discussions and structured talks/oral presentations
- Impart effective strategies for good writing and demonstrate the same in summarizing, writing well organized essays, record and report useful information
- Provide knowledge of grammatical structures and vocabulary and encourage their appropriate use in speech and writing

Learning Outcomes

At the end of the module, the learners will be able to

- understand social or transactional dialogues spoken by native speakers of English and identify the context, topic, and pieces of specific information
- ask and answer general questions on familiar topics and introduce oneself/others
- employ suitable strategies for skimming and scanning to get the general idea of a text and locate specific information
- recognize paragraph structure and be able to match beginnings/endings/headings with paragraphs
- form sentences using proper grammatical structures and correct word forms



JAWAHARLAL NEHRU TECHNOLOGICAL UNIVERSITY KAKINADA
KAKINADA – 533 003, Andhra Pradesh, India
DEPARTMENT OF ELECTRICAL AND ELECTRONICS ENGINEERING

Unit 1:

Lesson-1: A Drawer full of happiness from “**Infotech English**”, Maruthi Publications

Lesson-2: Deliverance by Premchand from “**The Individual Society**”, Pearson Publications.
(Non-detailed)

Listening: Listening to short audio texts and identifying the topic. Listening to prose, prose and conversation.

Speaking: Asking and answering general questions on familiar topics such as home, family, work, studies and interests. Self introductions and introducing others.

Reading: Skimming text to get the main idea. Scanning to look for specific pieces of information.

Reading for Writing: Paragraph writing (specific topics) using suitable cohesive devices; linkers, sign posts and transition signals; mechanics of writing - punctuation, capital letters.

Vocabulary: Technical vocabulary from across technical branches (20) GRE Vocabulary (20)
(Antonyms and Synonyms, Word applications) Verbal reasoning and sequencing of words.

Grammar: Content words and function words; word forms: verbs, nouns, adjectives and adverbs; nouns: countables and uncountables; singular and plural basic sentence structures; simple question form - wh-questions; word order in sentences.

Pronunciation: Vowels, Consonants, Plural markers and their realizations

Unit 2:

Lesson-1: Nehru’s letter to his daughter Indira on her birthday from “**Infotech English**”, Maruthi Publications

Lesson-2: Bosom Friend by Hira Bansode from “**The Individual Society**”, Pearson Publications.(Non-detailed)

Listening: Answering a series of questions about main idea and supporting ideas after listening to audio texts, both in speaking and writing.

Speaking: Discussion in pairs/ small groups on specific topics followed by short structured talks. Functional English: Greetings and leave takings. **Reading:** Identifying sequence of ideas; recognizing verbal techniques that help to link the ideas in a paragraph together.

Reading for Writing: Summarizing - identifying main idea/s and rephrasing what is read; avoiding redundancies and repetitions.

Vocabulary: Technical vocabulary from across technical branches (20 words). GRE Vocabulary Analogies (20 words) (Antonyms and Synonyms, Word applications)

Grammar: Use of articles and zero article; prepositions.



JAWAHARLAL NEHRU TECHNOLOGICAL UNIVERSITY KAKINADA
KAKINADA – 533 003, Andhra Pradesh, India
DEPARTMENT OF ELECTRICAL AND ELECTRONICS ENGINEERING

Pronunciation: Past tense markers, word stress-di-syllabic words

Unit 3:

Lesson-1: Stephen Hawking-Positivity ‘Benchmark’ from “**Infotech English**”, Maruthi Publications

Lesson-2: Shakespeare’s Sister by Virginia Woolf from “**The Individual Society**”, Pearson Publications. (Non-detailed)

Listening: Listening for global comprehension and summarizing what is listened to, both in speaking and writing.

Speaking: Discussing specific topics in pairs or small groups and reporting what is discussed. Functional English: Complaining and Apologizing.

Reading: Reading a text in detail by making basic inferences - recognizing and interpreting specific context clues; strategies to use text clues for comprehension. Critical reading.

Reading for Writing: Summarizing - identifying main idea/s and rephrasing what is read; avoiding redundancies and repetitions. Letter writing-types, format and principles of letter writing. E-mail etiquette, Writing CV’s.

Vocabulary: Technical vocabulary from across technical branches (20 words). GRE Vocabulary (20 words) (Antonyms and Synonyms, Word applications) Association, sequencing of words

Grammar: Verbs - tenses; subject-verb agreement; direct and indirect speech, reporting verbs for academic purposes.

Pronunciation: word stress-poly-syllabic words.

Unit 4:

Lesson-1: Liking a Tree, Unbowed: Wangari Maathai-biography from “**Infotech English**”, Maruthi Publications

Lesson-2: Telephone Conversation-Wole Soyinka from “**The Individual Society**”, Pearson Publications.(Non-detailed)

Listening: Making predictions while listening to conversations/ transactional dialogues without video (only audio); listening to audio-visual texts.

Speaking: Role plays for practice of conversational English in academic contexts (formal and informal) - asking for and giving information/directions. Functional English: Permissions, Requesting, Inviting.

Reading: Studying the use of graphic elements in texts to convey information, reveal trends/patterns/relationships, communicative process or display complicated data.



JAWAHARLAL NEHRU TECHNOLOGICAL UNIVERSITY KAKINADA
KAKINADA – 533 003, Andhra Pradesh, India
DEPARTMENT OF ELECTRICAL AND ELECTRONICS ENGINEERING

Reading for Writing: Information transfer; describe, compare, contrast, identify significance/trends based on information provided in figures/charts/graphs/tables. Writing SOP, writing for media.

Vocabulary: Technical vocabulary from across technical branches (20 words) GRE Vocabulary (20 words) (Antonyms and Synonyms, Word applications) Cloze Encounters.

Grammar: Quantifying expressions - adjectives and adverbs; comparing and contrasting; degrees of comparison; use of antonyms

Pronunciation: Contrastive Stress

Unit 5:

Lesson-1: Stay Hungry-Stay foolish from “**Infotech English**”, Maruthi Publications

Lesson-2: Still I Rise by Maya Angelou from “**The Individual Society**”, Pearson Publications. (Non-detailed)

Listening: Identifying key terms, understanding concepts and interpreting the concepts both in speaking and writing.

Speaking: Formal oral presentations on topics from academic contexts - without the use of PPT slides. Functional English: Suggesting/Opinion giving.

Reading: Reading for comprehension. RAP Strategy Intensive reading and Extensive reading techniques.

Reading for Writing: Writing academic proposals- writing research articles: format and style.

Vocabulary: Technical vocabulary from across technical branches (20 words) GRE Vocabulary (20 words) (Antonyms and Synonyms, Word applications) Coherence, matching emotions.

Grammar: Editing short texts – identifying and correcting common errors in grammar and usage (articles, prepositions, tenses, subject verb agreement)

Pronunciation: Stress in compound words

Prescribed text books for theory for Semester-I:

1. “**Infotech English**”, Maruthi Publications. (Detailed)
2. “**The Individual Society**”, Pearson Publications. (Non-detailed)

Prescribed text book for Laboratory for Semesters-I & II:

1. “**Infotech English**”, Maruthi Publications. (With Compact Disc)



JAWAHARLAL NEHRU TECHNOLOGICAL UNIVERSITY KAKINADA
KAKINADA – 533 003, Andhra Pradesh, India
DEPARTMENT OF ELECTRICAL AND ELECTRONICS ENGINEERING

Reference Books:

- Bailey, Stephen. *Academic writing: A handbook for international students*. Routledge, 2014.
- Chase, Becky Tarver. *Pathways: Listening, Speaking and Critical Thinking*. Heinley ELT; 2nd Edition, 2018.
- Skillful Level 2 Reading & Writing Student's Book Pack (B1) Macmillan Educational.
- Hewings, Martin. *Cambridge Academic English (B2)*. CUP, 2012.



JAWAHARLAL NEHRU TECHNOLOGICAL UNIVERSITY KAKINADA
KAKINADA – 533 003, Andhra Pradesh, India
DEPARTMENT OF ELECTRICAL AND ELECTRONICS ENGINEERING

I Year I Semester		L	T	P	C
		3	0	0	3
MATHEMATICS-I (Calculus and Differential Equations)					

(Common to ALL branches of First Year B. Tech)

Course Objectives:

- To familiarize a variety of well-known sequences and series, with a developing intuition about the behavior of new ones.
- To enlighten the learners in the concept of differential equations and multivariable calculus.
- To equip the students with standard concepts and tools at an intermediate to advanced level mathematics to develop the confidence and ability among the students to handle various real-world problems and their applications.

Course Outcomes: At the end of the course, the student will be able to

- utilize mean value theorems to real life problems (L3)
- solve the differential equations related to various engineering fields (L3)
- familiarize with functions of several variables which is useful in optimization (L3)
- apply double integration techniques in evaluating areas bounded by region (L3)
- students will also learn important tools of calculus in higher dimensions. Students will become familiar with 2- dimensional and 3-dimensional coordinate systems (L5)

UNIT – I: Sequences, Series and Mean value theorems: (10hrs)

Sequences and Series: Convergences and divergence – Ratio test – Comparison tests – Integral test – Cauchy’s root test – Alternate series– Leibnitz’s rule.

Mean Value Theorems (without proofs): Rolle’s Theorem – Lagrange’s mean value theorem – Cauchy’s mean value theorem – Taylor’s and Maclaurin’s theorems with remainders, Problems and applications on the above theorem.

UNIT – II: Differential equations of first order and first degree: (10hrs)

Linear differential equations– Bernoulli’s equations –Exact equations and equations reducible to exact form.

Applications: Newton’s Law of cooling– Law of natural growth and decay– Orthogonal trajectories– Electrical circuits.



JAWAHARLAL NEHRU TECHNOLOGICAL UNIVERSITY KAKINADA
KAKINADA – 533 003, Andhra Pradesh, India
DEPARTMENT OF ELECTRICAL AND ELECTRONICS ENGINEERING

UNIT – III: Linear differential equations of higher order: (10hrs)

Homogeneous and Non-homogeneous differential equations of higher order with constant coefficients – with non-homogeneous term of the type e^{ax} , $\sin ax$, $\cos ax$, polynomials in x^n , $e^{ax}V(x)$ and $x^nV(x)$ – Method of Variation of parameters, Cauchy and Legendre's linear equations.

Applications: LCR circuit, Simple Harmonic motion.

UNIT – IV: Partial differentiation: (10hrs)

Introduction – Homogeneous function – Euler's theorem– Total derivative– Chain rule– Jacobian – Functional dependence –Taylor's and MacLaurin's series expansion of functions of two variables.

Applications: Maxima and Minima of functions of two variables without constraints and Lagrange's method.

UNIT – V: Multiple integrals: (8 hrs)

Double and Triple integrals – Change of order of integration in double integrals – Change of variables to polar, cylindrical and spherical coordinates.

Applications: Finding Areas and Volumes.

Text Books:

1. B. S. Grewal, Higher Engineering Mathematics, 44th Edition, Khanna Publishers, 2018
2. B. V. Ramana, Higher Engineering Mathematics, 6th Edition, Tata Mc. Graw Hill Education, 2007.

Reference Books:

1. Erwin Kreyszig, Advanced Engineering Mathematics, 10th Edition, Wiley-India, 2011.
2. Joel Hass, Christopher Heil and Maurice D. Weir, Thomas calculus, 14th Edition, Pearson, 2017.
3. Lawrence Turyn, Advanced Engineering Mathematics, CRC Press, 2013.
4. Srimantha Pal, S. C. Bhunia, Engineering Mathematics, Oxford University Press, 2015.



JAWAHARLAL NEHRU TECHNOLOGICAL UNIVERSITY KAKINADA
KAKINADA – 533 003, Andhra Pradesh, India
DEPARTMENT OF ELECTRICAL AND ELECTRONICS ENGINEERING

I Year I Semester		L	T	P	C
		3	0	0	3
MATHEMATICS-II (Linear Algebra and Numerical Methods) (Common to ALL branches of First Year B.Tech.)					

Course Objectives:

- To instruct the concept of Matrices in solving linear algebraic equations
- To elucidate the different numerical methods to solve nonlinear algebraic equations
- To disseminate the use of different numerical techniques for carrying out numerical integration.
- To equip the students with standard concepts and tools at an intermediate to advanced level mathematics to develop the confidence and ability among the students to handle various real-world problems and their applications.

Course Outcomes: At the end of the course, the student will be able to

- develop the use of matrix algebra techniques that is needed by engineers for practical applications (L6)
- solve system of linear algebraic equations using Gauss elimination, Gauss Jordan, Gauss Seidel (L3)
- evaluate the approximate roots of polynomial and transcendental equations by different algorithms (L5)
- apply Newton's forward & backward interpolation and Lagrange's formulae for equal and unequal intervals (L3)
- apply numerical integral techniques to different Engineering problems (L3)
- apply different algorithms for approximating the solutions of ordinary differential equations with initial conditions to its analytical computations (L3)

UNIT – I: Solving systems of linear equations, Eigen values and Eigen vectors: (10hrs)

Rank of a matrix by echelon form and normal form – Solving system of homogeneous and non-homogeneous linear equations – Gauss Elimination method – Eigen values and Eigen vectors and properties (article-2.14 in text book-1).

Unit – II: Cayley–Hamilton theorem and Quadratic forms: (10hrs)

Cayley-Hamilton theorem (without proof) – Applications – Finding the inverse and power of a matrix by Cayley-Hamilton theorem – Reduction to Diagonal form – Quadratic forms and nature of the quadratic forms – Reduction of quadratic form to canonical forms by orthogonal transformation. Singular values of a matrix, singular value decomposition (text book-3).

UNIT – III: Iterative methods: (8 hrs)

Introduction– Bisection method–Secant method – Method of false position– Iteration method – Newton-Raphson method (One variable and simultaneous equations) – Jacobi and Gauss-Seidel methods for solving system of equations numerically.



JAWAHARLAL NEHRU TECHNOLOGICAL UNIVERSITY KAKINADA
KAKINADA – 533 003, Andhra Pradesh, India
DEPARTMENT OF ELECTRICAL AND ELECTRONICS ENGINEERING

UNIT – IV: Interpolation:

(10 hrs)

Introduction– Errors in polynomial interpolation – Finite differences– Forward differences– Backward differences –Central differences – Relations between operators – Newton’s forward and backward formulae for interpolation – Interpolation with unequal intervals – Lagrange’s interpolation formula– Newton’s divide difference formula.

UNIT – V: Numerical differentiation and integration, Solution of ordinary differential equations with initial conditions:

(10 hrs)

Numerical differentiation using interpolating polynomial – Trapezoidal rule– Simpson’s $1/3^{\text{rd}}$ and $3/8^{\text{th}}$ rule– Solution of initial value problems by Taylor’s series– Picard’s method of successive approximations– Euler’s method – Runge-Kutta method (second and fourth order).

Text Books:

1. B. S. Grewal, Higher Engineering Mathematics, 44th Edition, Khanna Publishers, 2018
2. B. V. Ramana, Higher Engineering Mathematics, 6th Edition, Tata McGraw Hill Education, 2007
3. David Poole, Linear Algebra- A modern introduction, 4th Edition, Cengage, 2015

Reference Books:

1. Steven C. Chapra, Applied Numerical Methods with MATLAB for Engineering and Science, Tata McGraw Hill Education, 4th Edition, 2018
2. M. K. Jain, S.R.K. Iyengar and R.K. Jain, Numerical Methods for Scientific and Engineering Computation, New Age International Publications, 3rd Edition, 2020.
3. Lawrence Turyn, Advanced Engineering Mathematics, CRC Press, 1st Edition 2014.



JAWAHARLAL NEHRU TECHNOLOGICAL UNIVERSITY KAKINADA
KAKINADA – 533 003, Andhra Pradesh, India
DEPARTMENT OF ELECTRICAL AND ELECTRONICS ENGINEERING

I Year I Semester	L	T	P	C
	3	0	0	3
PROGRAMMING FOR PROBLEM SOLVING USING C				

Course Objectives:

- To learn about the computer systems, computing environments, developing of a computer program and Structure of a C Program
- To gain knowledge of the operators, selection, control statements and repetition in C
- To learn about the design concepts of arrays, strings, enumerated structure and union types. To learn about their usage.
- To assimilate about pointers, dynamic memory allocation and know the significance of Preprocessor.
- To assimilate about File, I/O and significance of functions

UNIT I

Introduction to Computers: Creating and running Programs, Computer Numbering System, Storing Integers, Storing Real Numbers

Introduction to the C Language: Background, C Programs, Identifiers, Types, Variable, Constants, Input/output, Programming Examples, Scope, Storage Classes and Type Qualifiers.

Structure of a C Program: Expressions Precedence and Associativity, Side Effects, Evaluating Expressions, Type Conversion Statements, Simple Programs, Command Line Arguments.

UNIT II

Bitwise Operators: Exact Size Integer Types, Logical Bitwise Operators, Shift Operators.

Selection & Making Decisions: Logical Data and Operators, Two Way Selection, Multi-way Selection, More Standard Functions

Repetition: Concept of Loop, Pretest and Post-test Loops, Initialization and Updating, Event and Counter Controlled Loops, Loops in C, Other Statements Related to Looping, Looping Applications, Programming Examples

UNIT III

Arrays: Concepts, Using Array in C, Array Application, Two Dimensional Arrays, Multidimensional Arrays, Programming Example – Calculate Averages

Strings: String Concepts, C String, String Input / Output Functions, Arrays of Strings, String Manipulation Functions String/ Data Conversion, A Programming Example – Morse Code

Enumerated, Structure, and Union: The Type Definition (Type def), Enumerated Types, Structure, Unions, and Programming Application

UNIT IV

Pointers: Introduction, Pointers to pointers, Compatibility, L value and R value

Pointer Applications: Arrays, and Pointers, Pointer Arithmetic and Arrays, Memory Allocation Function, Array of Pointers, Programming Application

Processor Commands: Processor Commands



JAWAHARLAL NEHRU TECHNOLOGICAL UNIVERSITY KAKINADA
KAKINADA – 533 003, Andhra Pradesh, India
DEPARTMENT OF ELECTRICAL AND ELECTRONICS ENGINEERING

UNIT V

Functions: Designing, Structured Programs, Function in C, User Defined Functions, Inter-Function Communication, Standard Functions, Passing Array to Functions, Passing Pointers to Functions, Recursion

Text Input / Output: Files, Streams, Standard Library Input / Output Functions, Formatting Input / Output Functions, Character Input / Output Functions

Binary Input / Output: Text versus Binary Streams, Standard Library, Functions for Files, Converting File Type.

Course Outcomes:

After the completion of the course the student should be able:

- To write algorithms and to draw flowcharts for solving problems
- To convert flowcharts/algorithms to C Programs, compile and debug programs
- To use different operators, data types and write programs that use two-way/ multi-way selection
- To select the best loop construct for a given problem
- To design and implement programs to analyze the different pointer applications
- To decompose a problem into functions and to develop modular reusable code
- To apply file I/O operations

Text Books:

1. Programming for Problem Solving, Behrouz A. Forouzan, Richard F. Gilberg, 1st edition, Cengage, 2019.
2. The C Programming Language, Brian W. Kernighan, Dennis M. Ritchie, 2nd edition, Pearson, 2015.

References:

1. Computer Fundamentals and Programming, Sumithabha Das, 1st edition, McGraw Hill, 2018.
2. Programming in C, Ashok N. Kamthane, Amit Kamthane, 3rd edition, Pearson, 2015.
3. Computer Fundamentals and Programming in C, Pradip Dey, Manas Ghosh, 2nd edition, Oxford, 2013.



JAWAHARLAL NEHRU TECHNOLOGICAL UNIVERSITY KAKINADA
KAKINADA – 533 003, Andhra Pradesh, India
DEPARTMENT OF ELECTRICAL AND ELECTRONICS ENGINEERING

I Year I Semester	L	T	P	C
	1	0	4	3
ENGINEERING DRAWING & DESIGN				

Course Objective: Engineering drawing being the principal method of communication for engineers, the objective is to introduce the students, the techniques of constructing the various types of polygons, curves and scales. The objective is also to visualize and represent the 3D objects in 2D planes with proper dimensioning, scaling etc.

Unit I

Objective: To introduce the students to use drawing instruments and to draw polygons, Engg. Curves.

Polygons: Constructing regular polygons by general methods, inscribing and describing polygons on circles.

Curves: Parabola, Ellipse and Hyperbola by general and special methods, cycloids, involutes, tangents and normal for the curves.

Scales: Plain scales, diagonal scales and vernier scales

Unit II

Objective: To introduce the students to use orthographic projections, projections of points & simple lines. To make the students draw the projections of the lines inclined to both the planes.

Orthographic Projections: Reference plane, importance of reference lines, projections of points in various quadrants, projections of lines, line parallel to both the planes, line parallel to one plane and inclined to other plane.

Projections of straight lines inclined to both the planes, determination of true lengths, angle of inclination and traces.

Unit III

Objective: The objective is to make the students draw the projections of the plane inclined to both the planes.

Projections of planes: regular planes perpendicular/parallel to one reference plane and inclined to the other reference plane; inclined to both the reference planes.

Unit IV

Objective: The objective is to make the students draw the projections of the various types of solids in different positions inclined to one of the planes.

Projections of Solids – Prisms, Pyramids, Cones and Cylinders with the axis inclined to both the planes.

Unit V

Objective: The objective is to represent the object in 3D view through isometric views. The student will be able to represent and convert the isometric view to orthographic view and vice versa.

Conversion of isometric views to orthographic views; Conversion of orthographic views to isometric views.

Computer Aided Design, drawing practice using Auto CAD, creating 2D&3D drawings of objects using Auto CAD

Note: In the End Examination there will be no question from CAD.



JAWAHARLAL NEHRU TECHNOLOGICAL UNIVERSITY KAKINADA
KAKINADA – 533 003, Andhra Pradesh, India
DEPARTMENT OF ELECTRICAL AND ELECTRONICS ENGINEERING

TEXT BOOKS:

1. Engineering Drawing by N.D. Butt, 53rd edition, Charotar Publications, 2014.
2. Engineering Drawing by Agarwal & Agarwal, 3rd edition, Tata McGraw Hill Publishers, 2019.

REFERENCE BOOKS:

1. Engineering Drawing by K. L. Narayana & P. Kannaiah, Scitech Publishers, 2011.
2. Engineering Graphics for Degree by K.C. John, 1st edition, PHI Publishers, 2009.
3. Engineering Graphics by PI Varghese, Mc Graw Hill Publishers, 2012.
4. Engineering Drawing + AutoCAD – K Venugopal, V. Prabhu Raja, 5th edition, New Age, 2011.

Course Outcome: The student will learn how to visualize 2D & 3D objects.



JAWAHARLAL NEHRU TECHNOLOGICAL UNIVERSITY KAKINADA
KAKINADA – 533 003, Andhra Pradesh, India
DEPARTMENT OF ELECTRICAL AND ELECTRONICS ENGINEERING

I Year I Semester	L	T	P	C
	0	0	3	1.5
ENGLISH COMMUNICATION SKILLS LABORATORY				

TOPICS

UNIT I:

Vowels, Consonants, Pronunciation, Phonetic Transcription, Common Errors in Pronunciation,

UNIT II:

Word stress-di-syllabic words, poly-syllabic words, weak and strong forms, contrastive stress (Homographs)

UNIT III:

Stress in compound words, rhythm, intonation, accent neutralisation.

UNIT IV:

Listening to short audio texts and identifying the context and specific pieces of information to answer a series of questions in speaking.

UNIT V:

Newspapers reading; Understanding and identifying key terms and structures useful for writing reports.

Prescribed text book: “Infotech English”, Maruthi Publications.

References:

1. Exercises in Spoken English Part 1,2,3,4, OUP and CIEFL.
2. English Pronunciation in use- Mark Hancock, Cambridge University Press.
3. English Phonetics and Phonology-Peter Roach, Cambridge University Press.
4. English Pronunciation in use- Mark Hewings, Cambridge University Press.
5. English Pronunciation Dictionary- Daniel Jones, Cambridge University Press.
6. English Phonetics for Indian Students- P. Bala Subramanian, Mac Millan Publications.



JAWAHARLAL NEHRU TECHNOLOGICAL UNIVERSITY KAKINADA
KAKINADA – 533 003, Andhra Pradesh, India
DEPARTMENT OF ELECTRICAL AND ELECTRONICS ENGINEERING

I Year I Semester		L	T	P	C
		0	1	3	1.5
ELECTRICAL ENGINEERING WORKSHOP					

Course Objectives:

- To demonstrate the usage of measuring equipment
- To train the students in setting up simple wiring circuits
- To impart methods in electrical machine wiring

Any 10 of the following experiments are to be conducted

List of Experiments:

1. Study of various electrical tools and symbols.
2. Study various types of electrical cables/wires, switches, fuses, fuse carriers, MCB, ELCB, RCCB and MCCB with their specifications and usage.
3. Soldering and de-soldering practice.
4. Identification of various types of resistors and capacitors and understand the usage digital multi-meter.
5. Identification of various semiconductor devices.
6. Study of Moving Iron, Moving Coil, Electrodynamic and Induction type meters.
7. Fluorescent lamp wiring.
8. Wiring of lighting circuit using two-way control (stair case wiring)
9. Go down wiring/ Tunnel wiring
10. Hospital wiring.
11. Measurement of voltage, current, power in DC circuit.
12. Wiring of power distribution arrangement using single phase MCB distribution board with ELCB, main switch and energy meter for calculating Power and Power Factor.
13. Measurement of earth resistance.
14. Wiring of backup power supply for domestic Installations including inverter, battery and load.
15. Troubleshooting of domestic electrical equipment's (tube light and fan).
16. Understand the usage of CRO, function generator. & Regulated power supply and Measurement of ac signal parameters using CRO.
17. Assembling electronic components on bread board.
18. Obtain V-I characteristics of Light Emitting Diode.

Course Outcomes:

After the completion of the course the student should be able to:

- Explain the limitations, tolerances, safety aspects of electrical systems and wiring.
- Select wires/cables and other accessories used in different types of wiring.
- Make simple lighting and power circuits.
- Measure current, voltage and power in a circuit.



JAWAHARLAL NEHRU TECHNOLOGICAL UNIVERSITY KAKINADA
KAKINADA – 533 003, Andhra Pradesh, India
DEPARTMENT OF ELECTRICAL AND ELECTRONICS ENGINEERING

I Year I Semester	L	T	P	C
	0	0	3	1.5
PROGRAMMING FOR PROBLEM SOLVING USING C LAB (ES1202)				

Course Objectives:

- Apply the principles of C language in problem solving.
- To design flowcharts, algorithms and knowing how to debug programs.
- To design & develop of C programs using arrays, strings pointers & functions.
- To review the file operations, preprocessor commands.

Exercise 1:

- Write a C program to print a block F using hash (#), where the F has a height of six characters and width of five and four characters.
- Write a C program to compute the perimeter and area of a rectangle with a height of 7 inches and width of 5 inches.
- Write a C program to display multiple variables.

Exercise 2:

- Write a C program to calculate the distance between the two points.
- Write a C program that accepts 4 integers p, q, r, s from the user where r and s are positive and p is even. If q is greater than r and s is greater than p and if the sum of r and s is greater than the sum of p and q print "Correct values", otherwise print "Wrong values".

Exercise 3:

- Write a C program to convert a string to a long integer.
- Write a program in C which is a Menu-Driven Program to compute the area of the various geometrical shape.
- Write a C program to calculate the factorial of a given number.

Exercise 4:

- Write a program in C to display the n terms of even natural number and their sum.
- Write a program in C to display the n terms of harmonic series and their sum. $1 + 1/2 + 1/3 + 1/4 + 1/5 \dots 1/n$ terms.
- Write a C program to check whether a given number is an Armstrong number or not.

Exercise 5:

- Write a program in C to print all unique elements in an array.
- Write a program in C to separate odd and even integers in separate arrays.
- Write a program in C to sort elements of array in ascending order.

Exercise 6:

- Write a program in C for multiplication of two square Matrices.
- Write a program in C to find transpose of a given matrix.

Exercise 7:

- Write a program in C to search an element in a row wise and column wise sorted matrix.
- Write a program in C to print individual characters of string in reverse order.

Exercise 8:

- Write a program in C to compare two strings without using string library functions.
- Write a program in C to copy one string to another string.

Exercise 9:

- Write a C Program to Store Information Using Structures with Dynamically Memory Allocation
- Write a program in C to demonstrate how to handle the pointers in the program.



JAWAHARLAL NEHRU TECHNOLOGICAL UNIVERSITY KAKINADA
KAKINADA – 533 003, Andhra Pradesh, India
DEPARTMENT OF ELECTRICAL AND ELECTRONICS ENGINEERING

Exercise 10:

- Write a program in C to demonstrate the use of & (address of) and *(value at address) operator.
- Write a program in C to add two numbers using pointers.

Exercise 11:

- Write a program in C to add numbers using call by reference.
- Write a program in C to find the largest element using Dynamic Memory Allocation.

Exercise 12:

- Write a program in C to swap elements using call by reference.
- Write a program in C to count the number of vowels and consonants in a string using a pointer.

Exercise 13:

- Write a program in C to show how a function returning pointer.
- Write a C program to find sum of n elements entered by user. To perform this program, allocate memory dynamically using malloc() function.

Exercise 14:

- Write a C program to find sum of n elements entered by user. To perform this program, allocate memory dynamically using calloc() function. Understand the difference between the above two programs
- Write a program in C to convert decimal number to binary number using the function.

Exercise 15:

- Write a program in C to check whether a number is a prime number or not using the function.
- Write a program in C to get the largest element of an array using the function.

Exercise 16:

- Write a program in C to append multiple lines at the end of a text file.
- Write a program in C to copy a file in another name.
- Write a program in C to remove a file from the disk.

Course Outcomes:

After the completion of the course the student should be able to:

- Gains Knowledge on various concepts of a C language.
- Draw flowcharts and write algorithms.
- Design and development of C problem solving skills.
- Design and develop modular programming skills.
- Trace and debug a program



JAWAHARLAL NEHRU TECHNOLOGICAL UNIVERSITY KAKINADA
KAKINADA – 533 003, Andhra Pradesh, India
DEPARTMENT OF ELECTRICAL AND ELECTRONICS ENGINEERING

I Year II Semester		L	T	P	C
		3	0	0	3
MATHEMATICS-III(Vector Calculus, Transforms and PDE)					

Course Objectives:

- To familiarize the techniques in partial differential equations
- To furnish the learners with basic concepts and techniques at plus two level to lead them into advanced level by handling various real-world applications.

Course Outcomes: At the end of the course, the student will be able to

- interpret the physical meaning of different operators such as gradient, curl and divergence (L5)
- estimate the work done against a field, circulation and flux using vector calculus (L5)
- apply the Laplace transform for solving differential equations (L3)
- find or compute the Fourier series of periodic signals (L3)
- know and be able to apply integral expressions for the forwards and inverse Fourier transform to a range of non-periodic waveforms (L3)
- identify solution methods for partial differential equations that model physical processes (L3)

UNIT –I: Vector calculus:

(10 hrs)

Vector Differentiation: Gradient– Directional derivative – Divergence– Curl– Scalar Potential

Vector Integration: Line integral – Work done – Area– Surface and volume integrals – Vector integral theorems: Greens, Stokes and Gauss Divergence theorems (without proof) and problems on above theorems.

UNIT –II: Laplace Transforms:

(10 hrs)

Laplace transforms – Definition and Laplace transforms of some certain functions– Shifting theorems – Transforms of derivatives and integrals – Unit step function –Dirac’s delta function
 Periodic function – Inverse Laplace transforms– Convolution theorem (without proof).

Applications: Solving ordinary differential equations (initial value problems) using Laplace transforms.

UNIT –III: Fourier series and Fourier Transforms:

(10 hrs)

Fourier Series: Introduction– Periodic functions – Fourier series of periodic function – Dirichlet’s conditions – Even and odd functions –Change of interval– Half-range sine and cosine series.

Fourier Transforms: Fourier integral theorem (without proof) – Fourier sine and cosine integrals – Sine and cosine transforms – Properties (article-22.5 in text book-1)– inverse transforms – Convolution theorem (without proof) – Finite Fourier transforms.

UNIT –IV: PDE of first order:

(8 hrs)

Formation of partial differential equations by elimination of arbitrary constants and arbitrary functions – Solutions of first order linear (Lagrange) equation and nonlinear (standard types) equations.



JAWAHARLAL NEHRU TECHNOLOGICAL UNIVERSITY KAKINADA
KAKINADA – 533 003, Andhra Pradesh, India
DEPARTMENT OF ELECTRICAL AND ELECTRONICS ENGINEERING

UNIT – V: Second order PDE and Applications:

(10 hrs)

Second order PDE: Solutions of linear partial differential equations with constant coefficients –non-homogeneous term of the type e^{ax+by} , $\sin(ax + by)$, $\cos(ax + by)$, $x^m y^n$.

Applications of PDE: Method of separation of Variables– Solution of One-dimensional Wave, Heat and two-dimensional Laplace equation.

Text Books:

1. B. S. Grewal, Higher Engineering Mathematics, 44th Edition, Khanna Publishers, 2018.
2. B. V. Ramana, Higher Engineering Mathematics, 2007 Edition, Tata McGraw Hill Education.

Reference Books:

1. Erwin Kreyszig, Advanced Engineering Mathematics, 10th Edition, Wiley-India. 2015.
2. Dean. G. Duffy, Advanced Engineering Mathematics with MATLAB, 3rd Edition, CRC Press, 2010.
3. Peter O' Neil, Advanced Engineering Mathematics, 7th edition, Cengage, 2011..
4. Srimantha Pal, S C Bhunia, Engineering Mathematics, Oxford University Press, 2015.



JAWAHARLAL NEHRU TECHNOLOGICAL UNIVERSITY KAKINADA
KAKINADA – 533 003, Andhra Pradesh, India
DEPARTMENT OF ELECTRICAL AND ELECTRONICS ENGINEERING

I Year II Semester	L	T	P	C
	3	0	0	3
APPLIED PHYSICS				

(For All Circuital Branches like ECE, EEE, CSE etc)

Unit-I: Wave Optics

12hrs

Interference: Principle of superposition –Interference of light - Interference in thin films (Reflection Geometry) & applications - Colors in thin films- Newton’s Rings- Determination of wavelength and refractive index.

Diffraction: Introduction - Fresnel and Fraunhofer diffraction - Fraunhofer diffraction due to single slit, double slit - N-slits (Qualitative) – Diffraction Grating - Dispersive power and resolving power of Grating(Qualitative).

Polarization: Introduction-Types of polarization - Polarization by reflection, refraction and Double refraction - Nicol’s Prism -Half wave and Quarter wave plates.

Unit Outcomes:

The students will be able to

- **Explain** the need of coherent sources and the conditions for sustained interference (L2)
- **Identify** engineering applications of interference (L3)
- **Analyze** the differences between interference and diffraction with applications (L4)
- **Illustrate** the concept of polarization of light and its applications (L2)
- **Classify** ordinary polarized light and extraordinary polarized light (L2)

Unit-II: Lasers and Fiber optics

8hrs

Lasers: Introduction – Characteristics of laser – Spontaneous and Stimulated emissions of radiation – Einstein’s coefficients – Population inversion – Lasing action - Pumping mechanisms – Ruby laser – He-Ne laser - Applications of lasers.

Fiber optics: Introduction –Principle of optical fiber- Acceptance Angle - Numerical Aperture - Classification of optical fibers based on refractive index profile and modes – Propagation of electromagnetic wave through optical fibers - Applications.

Unit Outcomes:

The students will be able to

- **Understand** the basic concepts of LASER light Sources (L2)
- **Apply** the concepts to learn the types of lasers (L3)
- **Identifies** the Engineering applications of lasers (L2)
- **Explain** the working principle of optical fibers (L2)
- **Classify** optical fibers based on refractive index profile and mode of propagation (L2)
- **Identify** the applications of optical fibers in various fields (L2)



JAWAHARLAL NEHRU TECHNOLOGICAL UNIVERSITY KAKINADA
KAKINADA – 533 003, Andhra Pradesh, India
DEPARTMENT OF ELECTRICAL AND ELECTRONICS ENGINEERING

Unit III: Quantum Mechanics, Free Electron Theory and Band theory **10hrs**

Quantum Mechanics: Dual nature of matter – Heisenberg’s Uncertainty Principle – Significance and properties of wave function – Schrodinger’s time independent and dependent wave equations– Particle in a one-dimensional infinite potential well.

Free Electron Theory: Classical free electron theory (Qualitative with discussion of merits and demerits) – Quantum free electron theory– Equation for electrical conductivity based on quantum free electron theory- Fermi-Dirac distribution- Density of states (3D) - Fermi energy.

Band theory of Solids: Bloch’s Theorem (Qualitative) - Kronig - Penney model (Qualitative)- E vs K diagram - V vs K diagram - effective mass of electron – Classification of crystalline solids–concept of hole.

Unit Outcomes:

The students will be able to

- **Explain** the concept of dual nature of matter (L2)
- **Understand** the significance of wave function (L2)
- **Interpret** the concepts of classical and quantum free electron theories (L2)
- **Explain** the importance of K-P model
- **Classify** the materials based on band theory (L2)
- **Apply** the concept of effective mass of electron (L3)

Unit-IV: Dielectric and Magnetic Materials

8hrs

Dielectric Materials: Introduction - Dielectric polarization - Dielectric polarizability, Susceptibility and Dielectric constant - Types of polarizations- Electronic (Quantitative), Ionic (Quantitative) and Orientation polarizations (Qualitative) - Lorentz internal field- Clausius- Mossotti equation- Piezoelectricity.

Magnetic Materials: Introduction - Magnetic dipole moment - Magnetization-Magnetic susceptibility and permeability - Origin of permanent magnetic moment - Classification of magnetic materials: Dia, para, Ferro, antiferro & Ferri magnetic materials - Domain concept for Ferromagnetism & Domain walls (Qualitative) - Hysteresis - soft and hard magnetic materials- Eddy currents- Engineering applications.

Unit Outcomes:

The students will be able to

- **Explain** the concept of dielectric constant and polarization in dielectric materials (L2)
- **Summarize** various types of polarization of dielectrics (L2)
- **Interpret** Lorentz field and Clausius-Mosotti relation in dielectrics(L2)
- **Classify** the magnetic materials based on susceptibility and their temperature dependence (L2)
- **Explain** the applications of dielectric and magnetic materials (L2)
- **Apply** the concept of magnetism to magnetic data storage devices (L3)



JAWAHARLAL NEHRU TECHNOLOGICAL UNIVERSITY KAKINADA
KAKINADA – 533 003, Andhra Pradesh, India
DEPARTMENT OF ELECTRICAL AND ELECTRONICS ENGINEERING

Unit – V: Semiconductors and Superconductors

10hrs

Semiconductors: Introduction- Intrinsic semiconductors – Density of charge carriers – Electrical conductivity – Fermi level – extrinsic semiconductors – density of charge carriers – dependence of Fermi energy on carrier concentration and temperature - Drift and diffusion currents – Einstein’s equation- Hall effect – Hall coefficient –Applications of Hall effect.

Superconductors: Introduction – Properties of superconductors – Meissner effect – Type I and Type II superconductors – BCS theory (Qualitative) – Josephson effects (AC and DC) – SQUIDs
 – High T_c superconductors – Applications of superconductors.

Unit Outcomes:

The students will be able to

- **Classify** the energy bands of semiconductors (L2)
- **Interpret** the direct and indirect band gap semiconductors (L2)
- **Identify** the type of semiconductor using Hall effect (L2)
- **Identify** applications of semiconductors in electronic devices (L2)
- **Classify** superconductors based on Meissner’s effect (L2)
- **Explain** Meissner’s effect, BCS theory & Josephson effect in superconductors (L2)

Text books:

1. M. N. Avadhanulu, P.G.Kshirsagar & TVS Arun Murthy” A Text book of Engineering Physics”- S.Chand Publications, 11th Edition 2019.
2. Engineering Physics” by D.K.Bhattacharya and Poonam Tandon, 1st edition, Oxford press, 2015.
3. Applied Physics by P.K.Palanisamy 3rd edition, SciTech publications, 2013.

Reference Books:

1. Fundamentals of Physics – Halliday, Resnick and Walker, 10th edition, John Wiley & Sons, 2013.
2. Engineering Physics by M.R.Srinivasan, New Age international publishers, 2009.
3. Shatendra Sharma, Jyotsna Sharma, “ Engineering Physics”, 1st edition, Pearson Education, 2018.
4. Engineering Physics - Sanjay D. Jain, D. Sahasrabudhe and Girish, 1st edition, University Press, 2010.
5. Semiconductor physics and devices- Basic principle – Donald A, Neamen, 3rd edition, Mc Graw Hill, 2003.
6. B.K. Pandey and S. Chaturvedi, Engineering Physics, 1st edition, Cengage Learning, 2013.



JAWAHARLAL NEHRU TECHNOLOGICAL UNIVERSITY KAKINADA
KAKINADA – 533 003, Andhra Pradesh, India
DEPARTMENT OF ELECTRICAL AND ELECTRONICS ENGINEERING

I Year II Semester		L	T	P	C
		3	0	0	3
DATA STRUCTURES THROUGH C					

Preamble:

This course is core subject developed to help the student understand the data structure principles used in power systems, machines and control systems. This subject covers linear data structures, linked lists, trees, graphs, searching and sorting.

Course Objectives:

- Operations on linear data structures and their applications.
- The various operations on linked lists.
- The basic concepts of Trees, Traversal methods and operations.
- Concepts of implementing graphs and its relevant algorithms.
- Sorting and searching algorithms.

Unit-1: Linear Data Structures: Arrays, Stacks and Queues

Data Structures -Operations-Abstract Data Types-Complexity of Algorithms-Time and Space-Arrays-Representation of Arrays-Linear Arrays-Insertion-Deletion and Traversal of a Linear Array-Array as an Abstract Data Type-Multi-Dimensional Arrays-Strings-String Operations-Storing Strings-String as an Abstract Data Type

Stack -Array Representation of Stack-Stack Abstract Data Type-Applications of Stacks: Prefix-Infix and Postfix Arithmetic Expressions-Conversion-Evaluation of Postfix Expressions-Recursion-Towers of Hanoi-Queues-Definition-Array Representation of Queue-The Queue Abstract Data Type-Circular Queues-Dequeues-Priority Queues.

Unit-II: Linked Lists

Pointers-Pointer Arrays-Linked Lists-Node Representation-Single Linked List-Traversing and Searching a Single Linked List-Insertion into and Deletion from a Single Linked List-Header Linked Lists-Circularly Linked Lists-Doubly Linked Lists-Linked Stacks and Queues-Polynomials-Polynomial Representation-Sparse Matrices.

Unit-III: Trees

Terminology-Representation of Trees-Binary Trees-Properties of Binary Trees-Binary Tree Representations-Binary Tree Traversal-Preorder-In-order and Post-order Traversal-Threads-Thread Binary Trees-Balanced Binary Trees-Heaps-Max Heap-Insertion into and Deletion from a Max Heap-Binary Search Trees-Searching-Insertion and Deletion from a Binary Search Tree-Height of Binary Search Tree, m-way Search Trees, B-Trees.



JAWAHARLAL NEHRU TECHNOLOGICAL UNIVERSITY KAKINADA
KAKINADA – 533 003, Andhra Pradesh, India
DEPARTMENT OF ELECTRICAL AND ELECTRONICS ENGINEERING

Unit-IV: Graphs

Graph Theory Terminology-Graph Representation-Graph Operations-Depth First Search-Breadth First Search-Connected Components-Spanning Trees-Biconnected Components-Minimum Cost Spanning Trees-Kruskal's Algorithm-Prism's Algorithm-Shortest Paths-Transitive Closure-All-Pairs Shortest Path-Warshall's Algorithm.

Unit-V: Searching and Sorting

Searching -Linear Search-Binary Search-Fibonacci Search-Hashing-Sorting-Definition-Bubble Sort-Insertion sort-Selection Sort-Quick Sort-Merging-Merge Sort-Iterative and Recursive Merge Sort-Shell Sort-Radix Sort-Heap Sort.

Course Outcomes:

After the completion of the course the student should be able to:

- data structures concepts with arrays, stacks, queues.
- linked lists for stacks, queues and for other applications.
- traversal methods in the Trees.
- various algorithms available for the graphs.
- sorting and searching in the data retrieval applications.

Text Books:

1. Fundamentals of Data Structures in C, 2nd Edition, E.Horowitz, S.Sahni and Susan Anderson Freed, Universities Press Pvt. Ltd.
2. Data Structures with C, Seymour Lipschutz, Schaum's Outlines, Tata McGraw Hill.



JAWAHARLAL NEHRU TECHNOLOGICAL UNIVERSITY KAKINADA
KAKINADA – 533 003, Andhra Pradesh, India
DEPARTMENT OF ELECTRICAL AND ELECTRONICS ENGINEERING

I Year II Semester		L	T	P	C
		3	0	0	3
ELECTRICAL CIRCUIT ANALYSIS -I					

Preamble:

This course introduces the basic concepts of circuit analysis which is the foundation for all subjects of the Electrical Engineering discipline. The emphasis of this course is laid on the basic analysis of circuits which includes single phase circuits, magnetic circuits, network theorems, transient analysis and network topology.

Course Objectives:

- To study the concepts of passive elements, types of sources and various network reduction techniques.
- To understand the applications of network topology to electrical circuits.
- To study the concept of magnetic coupled circuit.
- To understand the behavior of RLC networks for sinusoidal excitations.
- To study the performance of R-L, R-C and R-L-C circuits with variation of one of the parameters and to understand the concept of resonance.
- To understand the applications of network theorems for analysis of electrical networks.

UNIT-I**Introduction to Electrical Circuits**

Basic Concepts of passive elements of R, L, C and their V-I relations, Sources (dependent and independent), Kirchhoff's laws, Network reduction techniques (series, parallel, series - parallel, star-to-delta and delta-to-star transformation), source transformation technique, nodal analysis and mesh analysis to DC networks with dependent and independent voltage and current sources., node and mesh analysis.

UNIT-II**Magnetic Circuits**

Basic definition of MMF, flux and reluctance, analogy between electrical and magnetic circuits, Faraday's laws of electromagnetic induction – concept of self and mutual inductance, Dot convention – coefficient of coupling and composite magnetic circuit, analysis of series and parallel magnetic circuits.

UNIT-III**Single Phase A.C Systems**

Periodic waveforms (determination of rms, average value and form factor), concept of phasor, phase angle and phase difference – waveforms and phasor diagrams for lagging, leading networks, complex and polar forms of representations. node and mesh analysis.

Steady state analysis of R, L and C circuits, power factor and its significance, real, reactive and apparent power, waveform of instantaneous power and complex power.

UNIT-IV**Resonance - Locus Diagrams**

series and parallel resonance, selectively band width and Quality factor, locus diagram- RL, RC, RLC with R, L and C variables.



JAWAHARLAL NEHRU TECHNOLOGICAL UNIVERSITY KAKINADA
KAKINADA – 533 003, Andhra Pradesh, India
DEPARTMENT OF ELECTRICAL AND ELECTRONICS ENGINEERING

UNIT-V

Network theorems (DC & AC Excitations)

Superposition theorem, Thevenin's theorem, Norton's theorem, Maximum Power Transfer theorem, Reciprocity theorem, Millman's theorem and compensation theorem.

Course Outcomes:

After the completion of the course the student should be able to:

- Various electrical networks in presence of active and passive elements.
- Electrical networks with network topology concepts.
- Any magnetic circuit with various dot conventions.
- Any R, L, C network with sinusoidal excitation.
- Any R, L, network with variation of any one of the parameters i.e., R, L, C and f.
- Electrical networks by using principles of network theorems.

Text Books:

1. Engineering Circuit Analysis by William Hayt and Jack E. Kemmerley, 6th edition McGraw Hill Company, 2012.
2. Network Analysis: Van Valkenburg; Prentice-3rd edition, Hall of India Private Ltd, 2015.

Reference Books:

1. Fundamentals of Electrical Circuits by Charles K. Alexander and Mathew N.O.Sadiku, 5th edition, McGraw Hill Education (India), 2013.
2. Linear Circuit Analysis by De Carlo, Lin, 2nd edition, Oxford publications, 2001.
3. Electric Circuits – (Schaum's outlines) by Mahmood Nahvi & Joseph Edminister, Adapted by KumaRao, 5th Edition – McGraw Hill, 2017.
4. Electric Circuits by David A. Bell, 7th edition, Oxford publications, 2009.
5. Introductory Circuit Analysis by Robert L Boylestad, 13th edition, Pearson, 2015
6. Circuit Theory (Analysis and Synthesis) by A. Chakrabarthy, 7th edition, DhanpatRai&Co., 2018.



JAWAHARLAL NEHRU TECHNOLOGICAL UNIVERSITY KAKINADA
KAKINADA – 533 003, Andhra Pradesh, India
DEPARTMENT OF ELECTRICAL AND ELECTRONICS ENGINEERING

I Year II Semester		L	T	P	C
		3	0	0	3
BASIC CIVIL AND MECHANICAL ENGINEERING					

Course Objectives:

- COB 1: To impart basic principles of stress, strain, shear force and bending moment.
- COB 2: To teach principles of strain measurement using electrical strain gauges.
- COB 3: To impart basic characteristics of building materials.
- COB 4: To familiarize the sources of energy, power plant economics and environmental aspects.
- COB 5: To make the students to understand the basics concept of Boilers & I.C. engines.

Course Outcomes:

At the end of this course, the student will be able to

- CO 1 : Apply Shear force diagram & Bending moment diagram principles for Cantilever and Simply supported beams.
- CO 2 : Apply concepts of Rosette analysis for strain measurements.
- CO 3 : Analyse the characteristics of common building materials.
- CO 4 : Compare the working characteristics of Internal Combustion engines.
- CO 5 : Compare the differences between boiler mountings and accessories.

Mapping of Course Outcomes with Program Outcomes

CO/PO	PO 1 (K3)	PO 2 (K4)	PO 3 (K5)	PO 4 (K3)	PO 5 (K3)	PO 6 (K3)	PO 7 (K2)	PO 8 (K3)	PO 9 (K2)	PO 10 (K2)	PO 11 (K3)	PO 12 (K)
CO1 (K3)	3	2	-	-	-	-	2	-	-	-	-	-
CO2 (K3)	3	2	-	-	-	-	3	-	-	-	-	-
CO3 (K4)	3	3	-	-	-	-	3	-	-	-	-	-
CO4 (K4)	2	3	-	-	-	-	3	-	-	-	-	-
CO5 (K4)	3	3	-	-	-	-	3	-	-	-	-	-

Mapping of Course Outcomes with Program Specific Outcomes

CO / PSO	PSO 1(K5)	PSO 2(K5)	PSO 3(K3)
CO1 (K3)	-	-	-
CO2 (K3)	-	1	-
CO3 (K4)	-	2	-
CO4 (K4)	-	-	-
CO5 (K4)	-	2	-

UNIT – I:

Basic Definitions of Force – Stress – Strain – Elasticity. Shear force – Bending Moment Torsion . Simple problems on Shear force Diagram and Bending moment Diagram for cantilever and simply supported beams.



JAWAHARLAL NEHRU TECHNOLOGICAL UNIVERSITY KAKINADA
KAKINADA – 533 003, Andhra Pradesh, India
DEPARTMENT OF ELECTRICAL AND ELECTRONICS ENGINEERING

UNIT – II:

Measurement of Strain - Electrical Capacitance and Resistance Strain gauges multi channel strain indicators. Rosette analysis Rectangular and Triangular strain rosettes.

UNIT – III:

Characteristics of common building materials -- Brick – Types – Testing; Timber Classification Seasoning Defects in Timber; Glass Classification uses; steel and its applications in construction industry.

UNIT IV

Hydraulic Turbines and Pumps:

Introduction to Power transmission tools, Hydraulic Turbines: Classification- Difference between Impulse and Reaction Turbine.

Pumps: Classification of Pumps, Centrifugal Pump-Applications-Priming- Reciprocating Pumps, Single Acting & Double acting-Comparison with Centrifugal Pump

UNIT V –

I.C Engine: Heat Engine – Types of Heat Engine–Classification of I.C. Engine-Valve Timing Diagram, Port Timing Diagram- Comparison of 2S & 4S Engines- Comparison of Petrol Engine and Diesel Engine-Fuel System of a Petrol Engine-Ignition Systems.

Boilers: Classification of Boilers – – Simple Vertical Boiler – Cochran Boiler – Babcock and Wilcox Boiler Benson Boiler Difference between Fire Tube and Water Tube Boilers Boiler Mountings and Accessories.

Text Books:

1. Basic Civil and Mechanical Engineering, by Prof. V. Vijayan, Prof. M. Prabhakaran and Er. R. Viashnavi, 2nd edition, S. Chand Publication, 2010
2. Elements of Mechanical Engineering, Fourth Edition, S. Trymbaka Murthy, University Press, 2014
4. Shanmugam G and Palanichamy M S, Basic Civil and Mechanical Engineering, Tata McGraw Hill Publishing Co., New Delhi, (1996).
5. Ramamrutham S., Basic Civil Engineering, Dhanpat Rai Publishing Co. (P) Ltd. (1999).

Reference Books:

1. Seetharaman S., “Basic Civil Engineering”, Anuradha Agencies, (2005).
2. Venugopal K. and Prahuraja V., “Basic Mechanical Engineering”, Anuradha Publishers, Kumbakonam, (2000).
3. Er. R. Vaishnavi, Basic Civil and Mechanical Engineering, 2/e, S.Chand Publications (2003)

Web Links:

1. <http://www.umich.edu/~nppcpub/resources/compendia/ARCHpdfs/ARCHsbmIntro.pdf>
2. <http://www.hillagric.ac.in/edu/coa/agengg/lecture/243/Lecture%203%20Engine.pdf>



JAWAHARLAL NEHRU TECHNOLOGICAL UNIVERSITY KAKINADA
KAKINADA – 533 003, Andhra Pradesh, India
DEPARTMENT OF ELECTRICAL AND ELECTRONICS ENGINEERING

I Year II Semester		L	T	P	C
		0	0	3	1.5
APPLIED PHYSICS LAB					

(For All Circuital Branches like CSE, ECE, EEE etc.)

(Any 10 of the following listed experiments)

List of Applied Physics Experiments

1. Determination of thickness of thin object by wedge method.
2. Determination of radius of curvature of a given plano convex lens by Newton's rings.
3. Determination of wavelengths of different spectral lines in mercury spectrum using diffraction grating in normal incidence configuration.
4. Determination of dispersive power of the prism.
5. Determination of dielectric constant using charging and discharging method.
6. Study the variation of B versus H by magnetizing the magnetic material (B-H curve).
7. Determination of numerical aperture and acceptance angle of an optical fiber.
8. Determination of wavelength of Laser light using diffraction grating.
9. Estimation of Planck's constant using photoelectric effect.
10. Determination of the resistivity of semiconductor by four probe method.
11. To determine the energy gap of a semiconductor using p-n junction diode.
12. Magnetic field along the axis of a current carrying circular coil by Stewart & Gee's Method
13. Determination of Hall voltage and Hall coefficient of a given semiconductor using Hall Effect .
14. Measurement of resistance of a semiconductor with varying temperature.
15. Resistivity of a Superconductor using four probe method & Meissner effect.

References:

1. S. Balasubramanian, M.N. Srinivasan "A Text Book of Practical Physics"- S Chand Publishers, 2017.



JAWAHARLAL NEHRU TECHNOLOGICAL UNIVERSITY KAKINADA
KAKINADA – 533 003, Andhra Pradesh, India
DEPARTMENT OF ELECTRICAL AND ELECTRONICS ENGINEERING

I Year II Semester		L	T	P	C
		0	0	3	1.5
BASIC CIVIL AND MECHANICAL ENGINEERING LAB					

Preamble:

Course Objectives:

- COB 1: To make the student learn about the constructional features and operational details of various types of internal combustion engines.
- COB 2: To make the student learn about the constructional features, operational details of various types of hydraulic turbines
- COB 3: To practice the student about the fundamental of fluid dynamic equations and its applications fluid jets.
- COB 4: To train the student in the areas of types of hydro electric power plants, estimation and calculation of different loads by considering various factors.

Course Outcomes:

At the end of the Course, Student will be able to:

- CO 1: Solve to arrive at finding constant speed and variable speed on IC engines and interpret their performance.
- CO 2: Estimate energy distribution by conducting heat balance test on IC engines
- CO 3: Explain procedure for standardization of experiments.
- CO 4: Determine flow discharge measuring device used in pipes channels and tanks.
- CO 5: Determine fluid and flow properties.
- CO 6: Solve for drag coefficients.
- CO 7: Test for the performance of pumps and turbines

Mapping of Course Outcomes with Program Outcomes

CO/PO	PO 1 (K3)	PO 2 (K4)	PO 3 (K5)	PO 4 (K5)	PO 5 (K3)	PO 6 (K3)	PO 7 (K2)	PO 8 (K3)	PO 9 (K2)	PO 10 (K2)	PO 11 (K3)	PO 12 (K3)
CO1(K3)	3	2	1	1	3	3	-	-	-	2	3	-
CO2(K5)	3	3	-	-	3	3	-	-	-	3	3	-
CO3(K2)	2	1	-	-	2	2	-	-	-	3	2	-
CO4(K5)	3	3	3	3	3	3	-	-	-	-	3	-
CO5(K5)	3	3	3	3	3	3	-	-	-	-	3	-
CO6(K3)	3	2	1	1	3	3	-	-	-	3	3	-
CO7(K4)	3	3	2	2	3	3	-	-	-	3	3	-

Mapping of Course Outcomes with Program Specific Outcomes



JAWAHARLAL NEHRU TECHNOLOGICAL UNIVERSITY KAKINADA
KAKINADA – 533 003, Andhra Pradesh, India
DEPARTMENT OF ELECTRICAL AND ELECTRONICS ENGINEERING

CO/PSO	PSO 1 (K5)	PSO 2 (K5)	PSO 3 (K3)
CO1 (K3)	-	-	-
CO2 (K5)	-	-	-
CO3 (K2)	-	-	-
CO4 (K5)	-	-	-
CO5 (K5)	-	-	-
CO6 (K3)	-	-	-
CO7 (K4)	-	3	-

Part-A

List of Experiments:

Thermal Engineering Lab:

1. Valve time timing diagram on 4-S Diesel engine.
2. Valve time timing diagram on 4-S Petrol engine.
3. Port timing diagram on 2-S Petrol engine.
4. Study on Boiler models.
5. COP determination of Refrigeration tutor.
6. COP determination of Air conditioner tutor.

Part-B

Hydraulic machinery Lab:

1. Determination of coefficient of discharge on Impact of Jets on Vanes apparatus.
2. Performance test on Pelton wheel.
3. Performance test on Francis turbine.
4. Performance test on Kaplan turbine.
5. Performance test on Single stage Centrifugal pump.
6. Performance test on Reciprocating pump.

List of Augmented Experiments:

(Student can perform any one of the following experiments)

1. Heat balance sheet on VCR engine
2. Determination of Loss of head due to sudden contraction and sudden enlargement.
3. Heat balance sheet on Multi cylinder Petrol engine.
4. Heat balance sheet on 4-S diesel engine.



JAWAHARLAL NEHRU TECHNOLOGICAL UNIVERSITY KAKINADA
KAKINADA – 533 003, Andhra Pradesh, India
DEPARTMENT OF ELECTRICAL AND ELECTRONICS ENGINEERING

5. Determination of coefficient of discharge on Venturimeter.
6. Determination of coefficient of discharge on Orificemeter.

Web Links:

1. <https://www.iare.ac.in/sites/default/files/lab2/TE%2Blab.pdf>
2. <https://www.dbit.ac.in/ce/syllabus/hydraulics-and-hydraulic-machines-lab.pdf>



JAWAHARLAL NEHRU TECHNOLOGICAL UNIVERSITY KAKINADA
KAKINADA – 533 003, Andhra Pradesh, India
DEPARTMENT OF ELECTRICAL AND ELECTRONICS ENGINEERING

I Year II Semester		L	T	P	C
		0	0	3	1.5
DATA STRUCTURES THROUGH C LAB					

Any 10 of the following experiments are to be conducted

Course Objectives:

- To develop skills to design and analyze simple linear and non linear data structures.
- To strengthen the ability to the students to identify and apply the suitable data structure for the given real world problem.
- To gain knowledge in practical applications of data structures.

List of Experiments:

1. Implement operations on Strings.
2. Implement basic operations on Stacks.
3. Implement basic operations on Queue.
4. Implement basic operations on Circular Queue.
5. Implement multi stack in a single array.
6. Implement List data structure using i) array ii) singly linked list.
7. Implement basic operations on doubly linked list.
8. Implement basic operations (insertion, deletion, search, find min and find max) on Binary Search trees.
9. Implementation of Heaps.
10. Implementation of Breadth First Search Techniques.
11. Implementation of Depth First Search Techniques.
12. Implementation of Prim's algorithm.
13. Implementation of Kruskal's Algorithm.
14. Implementation of Linear search.
15. Implementation of Fibanocci search.
16. Implementation of Merge sort.
17. Implementation of Quick sort.

Course Outcomes:

After the completion of the course the student should be able to:

- Be able to design and analyze the time and space efficiency of the data structure.
- Be capable to identity the appropriate data structure for given problem.
- Have practical knowledge on the applications of data structures.



JAWAHARLAL NEHRU TECHNOLOGICAL UNIVERSITY KAKINADA
KAKINADA – 533 003, Andhra Pradesh, India
DEPARTMENT OF ELECTRICAL AND ELECTRONICS ENGINEERING

I Year II Semester	L	T	P	C
	2	0	0	0
CONSTITUTION OF INDIA				

Preamble:**Course Objectives:**

- To Enable the student to understand the importance of constitution
- To understand the structure of executive, legislature and judiciary
- To understand philosophy of fundamental rights and duties
- To understand the autonomous nature of constitutional bodies like Supreme Court and high court controller and auditor general of India and election commission of India.
- To understand the central and state relation financial and administrative.

UNIT-I

Introduction to Indian Constitution: Constitution meaning of the term, Indian Constitution - Sources and constitutional history, Features - Citizenship, Preamble, Fundamental Rights and Duties, Directive Principles of State Policy.

Learning outcomes:

After completion of this unit student will

- Understand the concept of Indian constitution
- Apply the knowledge on directive principle of state policy
- Analyze the History, features of Indian constitution
- Evaluate Preamble Fundamental Rights and Duties

UNIT-II

Union Government and its Administration Structure of the Indian Union: Federalism, Centre-State relationship, President: Role, power and position, PM and Council of ministers, Cabinet and Central Secretariat, Lok Sabha, Rajya Sabha, The Supreme Court and High Court: Powers and Functions;

Learning outcomes: -After completion of this unit student will

- Understand the structure of Indian government
- Differentiate between the state and central government
- Explain the role of President and Prime Minister
- Know the Structure of supreme court and High court

UNIT-III

State Government and its Administration Governor - Role and Position - CM and Council of ministers, State Secretariat: Organization, Structure and Functions

Learning outcomes: -After completion of this unit student will

- Understand the structure of state government
- Analyze the role Governor and Chief Minister
- Explain the role of state Secretariat
- Differentiate between structure and functions of state secretariat



JAWAHARLAL NEHRU TECHNOLOGICAL UNIVERSITY KAKINADA
KAKINADA – 533 003, Andhra Pradesh, India
DEPARTMENT OF ELECTRICAL AND ELECTRONICS ENGINEERING

UNIT-IV

A. Local Administration - District's Administration Head - Role and Importance, Municipalities - Mayor and role of Elected Representative - CEO of Municipal Corporation Pachayati Raj: Functions PRI: Zila Panchayat, Elected officials and their roles, CEO Zila Panchayat: Block level Organizational Hierarchy - (Different departments), Village level - Role of Elected and Appointed officials - Importance of grass root democracy

Learning outcomes: -After completion of this unit student will

- Understand the local Administration
- Compare and contrast district administration role and importance
- Analyze the role of Myer and elected representatives of Municipalities
- Evaluate Zilla panchayat block level organization

UNIT-V

Election Commission: Election Commission- Role of Chief Election Commissioner and Election Commissionerate State Election Commission, Functions of Commissions for the welfare of SC/ST/OBC and women

Learning outcomes: -After completion of this unit student will

- Know the role of Election Commission apply knowledge
- Contrast and compare the role of Chief Election commissioner and Commissionerate
- Analyze role of state election commission
- Evaluate various commissions of viz SC/ST/OBC and women

References:

1. Durga Das Basu, Introduction to the Constitution of India, 12th edition Prentice – Hall of India Pvt. Ltd. New Delhi 2011.
2. Subash Kashyap, Indian Constitution, 2nd edition, National Book Trust, 2011.
3. J.A. Siwach, Dynamics of Indian Government & Politics, 2nd edition, Sterling Pub Private Ltd.,1990.
4. D.C. Gupta, Indian Government and Politics, 8th edition, Vikas Publishing House Pvt Ltd., 2015.
5. H.M.Sreevai, Constitutional Law of India, 4th edition in 3 volumes (Universal Law Publication), 2015.
6. J.C. Johari, Indian Government and Politics Hans, 13th edition, Shoban Lal & Co.2012.
7. J. Raj Indian Government and Politics, 1st edition, SAGE Texts Publication, 2008.
8. M.V. Pylee, Indian Constitution Durga Das Basu, Human Rights in Constitutional Law, 3rd edition, Lexis Nexis Publications, 2008.
9. Noorani, A.G., (South Asia Human Rights Documentation Centre), Challenges to Civil Right), Challenges to Civil Rights Guarantees in India, Oxford University Press 2012

E-resources:

1. nptel.ac.in/courses/109104074/8
2. nptel.ac.in/courses/109104045/
3. nptel.ac.in/courses/101104065/
4. www.hss.iitb.ac.in/en/lecture-details
5. www.iitb.ac.in/en/event/2nd-lecture-institute-lecture-series-indian-constitution



JAWAHARLAL NEHRU TECHNOLOGICAL UNIVERSITY KAKINADA
KAKINADA – 533 003, Andhra Pradesh, India
DEPARTMENT OF ELECTRICAL AND ELECTRONICS ENGINEERING

Course Outcomes:

At the end of the semester/course, the student will be able to have a clear knowledge on the following:

- Understand historical background of the constitution making and its importance for building a democratic India.
- Understand the functioning of three wings of the government i.e., executive, legislative and judiciary.
- Understand the value of the fundamental rights and duties for becoming good citizen of India.
- Analyze the decentralization of power between central, state and local self-government.
- Apply the knowledge in strengthening of the constitutional institutions like CAG, Election Commission and UPSC for sustaining democracy.
 1. Know the sources, features and principles of Indian Constitution.
 2. Learn about Union Government, State government and its administration.
 3. Get acquainted with Local administration and Pachayati Raj.
 4. Be aware of basic concepts and developments of Human Rights.
 5. Gain knowledge on roles and functioning of Election Commission



JAWAHARLAL NEHRU TECHNOLOGICAL UNIVERSITY KAKINADA
KAKINADA – 533 003, Andhra Pradesh, India
DEPARTMENT OF ELECTRICAL AND ELECTRONICS ENGINEERING

II Year I Semester		L	T	P	C
		3	0	0	3
MATHEMATICS-IV (Complex Variables and Statistical Methods)					

Course Objectives:

- To familiarize the complex variables.
- To familiarize the students with the foundations of probability and statistical methods.
- To equip the students to solve application problems in their disciplines.

UNIT – I: Functions of a complex variable and Complex integration: (10 hrs)

Introduction – Continuity – Differentiability – Analyticity –Cauchy-Riemann equations in Cartesian and polar coordinates – Harmonic and conjugate harmonic functions – Milne – Thompson method.

Complex integration: Line integral – Cauchy’s integral theorem – Cauchy’s integral formula – Generalized integral formula (all without proofs) and problems on above theorems.

UNIT – II: Series expansions and Residue Theorem: (10 hrs)

Radius of convergence – Expansion in Taylor’s series, Maclaurin’s series and Laurent series. Types of Singularities: Isolated – Essential – Pole of order m– Residues – Residue theorem (without proof) – Evaluation of real integral of the types $\int_{-\infty}^{\infty} f(x)dx$ and

UNIT – III: Probability and Distributions: (10 hrs)

Review of probability and Baye’s theorem – Random variables – Discrete and Continuous random variables – Distribution functions – Probability mass function, Probability density function and Cumulative distribution functions – Mathematical Expectation and Variance – Binomial, Poisson, Uniform and Normal distributions.

UNIT – IV: Sampling Theory: (8 hrs)

Introduction – Population and Samples – Sampling distribution of Means and Variance (definition only) – Central limit theorem (without proof) – Representation of the normal theory distributions – Introduction to t, χ^2 and F-distributions – Point and Interval estimations – Maximum error of estimate.



JAWAHARLAL NEHRU TECHNOLOGICAL UNIVERSITY KAKINADA
KAKINADA – 533 003, Andhra Pradesh, India
DEPARTMENT OF ELECTRICAL AND ELECTRONICS ENGINEERING

UNIT – V: Tests of Hypothesis: (10 hrs)

Introduction – Hypothesis – Null and Alternative Hypothesis – Type I and Type II errors – Level of significance – One tail and two-tail tests – Tests concerning one mean and two means (Large and Small samples) – Tests on proportions.

Course Outcomes: At the end of the course students will be able to

- apply Cauchy-Riemann equations to complex functions in order to determine whether a given continuous function is analytic (L3)
- find the differentiation and integration of complex functions used in engineering problems (L5)
- make use of the Cauchy residue theorem to evaluate certain integrals (L3)
- apply discrete and continuous probability distributions (L3)
- design the components of a classical hypothesis test (L6)
- infer the statistical inferential methods based on small and large sampling tests (L4)

Text Books:

1. **B. S. Grewal**, Higher Engineering Mathematics, Khanna Publishers, 44th Edition, 2017.
2. **Miller and Freund's**, Probability and Statistics for Engineers, Pearson, 7th edition, 2008.

Reference Books:

1. **J. W. Brown and R. V. Churchill**, Complex Variables and Applications, 9th edition, Mc-Graw Hill, 2013.
2. **S.C. Gupta and V.K. Kapoor**, Fundamentals of Mathematical Statistics, 11th edition, Sultan Chand & Sons Publications, 2012.
3. **Jay I. Devore**, Probability and Statistics for Engineering and the Sciences, 8th Edition, Cengage.
4. **Shron L. Myers, Keying Ye, Ronald E Walpole**, Probability and Statistics Engineers and the Scientists, 8th Edition, Pearson 2007.
5. **Sheldon, M. Ross**, Introduction to probability and statistics Engineers and the Scientists, 4th Edition, Academic Foundation, 2011



JAWAHARLAL NEHRU TECHNOLOGICAL UNIVERSITY KAKINADA
KAKINADA – 533 003, Andhra Pradesh, India
DEPARTMENT OF ELECTRICAL AND ELECTRONICS ENGINEERING

II Year I Semester		L	T	P	C
		3	0	0	3
ELECTRONIC DEVICES AND CIRCUITS					

Preamble:

This course introduces the concepts of semi-conductor physics and operation of various semi-conductor devices. Realization of rectifiers, amplifiers and oscillators using semi-conductor devices, transistors and their analysis is introduced in this course.

Course Objectives:

The main objectives of this course are:

- The basic concepts of semiconductor physics are to be reviewed.
- Study the physical phenomena such as conduction, transport mechanism and electrical characteristics of different diodes.
- The application of diodes as rectifiers with their operation and characteristics with and without filters are discussed.
- The principal of working and operation of Bipolar Junction Transistor and Field Effect Transistor and their characteristics are explained.
- The need of transistor biasing and its significance is explained. The quiescent point or operating point is explained.
- Small signal equivalent circuit analysis of BJT and FET transistor amplifiers in different configuration is explained.

UNIT - I

Semi-Conductor Physics: Insulators, Semiconductors, and Metals, classification using energy band diagrams, mobility and conductivity, electrons and holes in intrinsic semiconductors, extrinsic semiconductors, drift and diffusion, charge densities in semiconductors, Hall effect, continuity equation, law of junction, Fermi Dirac function, Fermi level in intrinsic and extrinsic Semiconductors

Junction Diode Characteristics: Open circuited p-n junction, Biased p-n junction, p-n junction diode, current components in PN junction Diode, diode equation, V-I Characteristics, temperature dependence on V-I characteristics, Diode resistance, Diode capacitance, energy band diagram of PN junction Diode.

UNIT - II

Special Semiconductor Devices: Zener Diode, Breakdown mechanisms, Zener diode applications, LED, Photodiode, Tunnel Diode, SCR, UJT. Construction, operation and characteristics of all the diodes are required to be considered.

Rectifiers and Filters: Basic Rectifier setup, half wave rectifier, full wave rectifier, bridge rectifier, derivations of characteristics of rectifiers, rectifier circuits-operation, input and output waveforms, Filters, Inductor filter, Capacitor filter, comparison of various filter circuits in terms of ripple factors.



JAWAHARLAL NEHRU TECHNOLOGICAL UNIVERSITY KAKINADA
KAKINADA – 533 003, Andhra Pradesh, India
DEPARTMENT OF ELECTRICAL AND ELECTRONICS ENGINEERING

UNIT - III

BJT: Junction transistor, transistor current components, transistor equation, transistor configurations, transistor as an amplifier, characteristics of transistor in Common Base, Common Emitter and Common Collector configurations, Ebers-Moll model of a transistor, punch through/ reach through, Photo transistor, typical transistor junction voltage values.

FET: FET types, construction, operation, characteristics, parameters, MOSFET-types, construction, operation, characteristics, comparison between JFET and MOSFET.

UNIT - IV

Transistor Biasing and Thermal Stabilization: Need for biasing, operating point, load line analysis, BJT biasing- methods, basic stability, fixed bias, collector to base bias, self-bias, Stabilization against variations in V_{BE} , I_c , and β , Stability factors, (S , S' , S''), Bias compensation, Thermal runaway, Thermal stability. FET Biasing- methods and stabilization.

UNIT -V

Small Signal Low Frequency Transistor Amplifier Models:

BJT: Two port network, Transistor hybrid model, determination of h-parameters, conversion of h-parameters, generalized analysis of transistor amplifier model using h-parameters, Analysis of CB, CE and CC amplifiers using exact and approximate analysis, Comparison of transistor amplifiers.

FET: Generalized analysis of small signal model, Analysis of CG, CS and CD amplifiers, comparison of FET amplifiers.

Course Outcomes:

At the end of this course the student can able to:

- Understand the basic concepts of semiconductor physics.
- Understand the formation of p-n junction and how it can be used as a p-n junction as diode in different modes of operation.
- Know the construction, working principle of rectifiers with and without filters with relevant expressions and necessary comparisons.
- Understand the construction, principle of operation of transistors, BJT and FET with their V-I characteristics in different configurations.
- Know the need of transistor biasing, various biasing techniques for BJT and FET and stabilization concepts with necessary expressions.
- Perform the analysis of small signal low frequency transistor amplifier circuits using BJT and FET in different configurations.



JAWAHARLAL NEHRU TECHNOLOGICAL UNIVERSITY KAKINADA
KAKINADA – 533 003, Andhra Pradesh, India
DEPARTMENT OF ELECTRICAL AND ELECTRONICS ENGINEERING

Text Books:

1. Electronic Devices and Circuits- J. Millman, C.Halkias, Tata Mc-Graw Hill, 2nd Edition, 2010.
2. Electronics devices & circuit theory- Robert L.Boylestad and LouiNashelsky, Pearson/Prentice hall, 10thedition, 1999.

References:

1. Electronic Devices and Circuits-K. Satya Prasad, VGS Book Links, 2nd Edition, 2006.
2. Electronic Devices and Circuits-Salivahanan, Kumar, Vallavaraj, Tata Mc-Graw Hill, 2nd Edition, 2018.
3. Electronic Devices and Circuits – David Bell, Oxford, 5th Edition, 2008.



JAWAHARLAL NEHRU TECHNOLOGICAL UNIVERSITY KAKINADA
KAKINADA – 533 003, Andhra Pradesh, India
DEPARTMENT OF ELECTRICAL AND ELECTRONICS ENGINEERING

II Year I Semester	L	T	P	C
	3	0	0	3
ELECTRICAL CIRCUIT ANALYSIS - II				

Preamble:

This course introduces the basic concepts of circuit analysis which is the foundation for all subjects of the Electrical Engineering discipline. The emphasis of this course is laid on the basic analysis of circuits which includes single phase circuits, magnetic circuits, network theorems, transient analysis and network topology.

Course Objectives:

- To study the concepts of passive elements, types of sources and various network reduction techniques.
- To understand the applications of network topology to electrical circuits.
- To study the concept of magnetic coupled circuit.
- To understand the behavior of RLC networks for sinusoidal excitations.
- To study the performance of R-L, R-C and R-L-C circuits with variation of one of the parameters and to understand the concept of resonance.
- To understand the applications of network theorems for analysis of electrical networks.

UNIT - I**Balanced and Unbalanced Three phase circuits****Analysis of three phase balanced circuits:**

Phase sequence, star and delta connection of sources and loads, relation between line and phase voltages and currents, analysis of balanced three phase circuits, measurement of active and reactive power.

Analysis of three phase unbalanced circuits:

Loop method, Star-Delta transformation technique, two-wattmeter method for measurement of three phase power.

UNIT - II**Transient Analysis in DC Circuits**

Transient response of First order (R-L, R-C) and second order (R-L-C) circuits using differential equations.

Transient response of First order (R-L, R-C) and second order (R-L-C) circuits using Laplace transforms.

UNIT - III**Transient Analysis in AC circuits**

Transient response of First order (R-L, R-C) and second order (R-L-C) circuits using differential equations.

Transient response of First order (R-L, R-C) and second order (R-L-C) circuits using Laplace transforms.



JAWAHARLAL NEHRU TECHNOLOGICAL UNIVERSITY KAKINADA
KAKINADA – 533 003, Andhra Pradesh, India
DEPARTMENT OF ELECTRICAL AND ELECTRONICS ENGINEERING

UNIT - IV

Two Port Networks

Two port network parameters – Z, Y, ABCD and Hybrid parameters and their relations, cascaded networks.

UNIT - V

Filters

Need of Filters – Classification -Characteristic impedance- Low Pass Filter, High Pass Filter, Band Pass Filter, Band Stop or Band Elimination Filter, m-Derived Filter, Composite filters– Design of Filters.

Course Outcomes:

At the end of the course, student will be able to

- Understand the concepts of balanced and unbalanced three-phase circuits.
- Know the transient behavior of electrical networks with DC excitations.
- Learn the transient behavior of electrical networks with AC excitations.
- Estimate various parameters of a two port network.
- Understand the significance of filters in electrical networks.

Text Books:

1. Engineering Circuit Analysis by William Hayt and Jack E.Kemmerley, McGraw Hill Company, 9th edition, 2018.
2. Network analysis: Van Valkenburg: Prentice-Hall of India Private Ltd, 3rd edition, 2019.

Reference Books:

1. Fundamentals of Electrical Circuits by Charles K.Alexander and Mathew N.O.Sadiku, McGraw Hill Education (India), 6th edition, 2019.
2. Introduction to circuit analysis and design by Tildon H Glisson. Jr, Springer Publications, 1st edition, 2011.
3. Circuits by A.Bruce Carlson, Cengage Learning Publications, 1st edition, 2008.
4. Network Theory Analysis and Synthesis by Smarajit Ghosh, PHI publications, ninth print, 2015.
5. Networks and Systems by D. Roy Choudhury, New Age International publishers, 2nd edition, 2013.
6. Electric circuit by Joseph Edminister, Schaum's outlines series, seventh edition, 2017.
7. Electric Circuits by David A. Bell, Oxford publications, 7th edition, 2009.
8. Circuit Theory (Analysis and Synthesis) by A.Chakrabarthy, Dhanpat Rai & Co, 7th- Revised edition, 2018)



JAWAHARLAL NEHRU TECHNOLOGICAL UNIVERSITY KAKINADA
KAKINADA – 533 003, Andhra Pradesh, India
DEPARTMENT OF ELECTRICAL AND ELECTRONICS ENGINEERING

II Year I Semester		L	T	P	C
		3	0	0	3
DC MACHINES AND TRANSFORMERS					

Preamble:

This is a basic course on rotating electrical machines. This course covers the topics related to principles, performance, applications and design considerations of dc machines and transformers.

Course Objectives:

- To Understand the construction, principle of operation and performance of DC machines.
- To Learn the characteristics, performance, methods of speed control and testing methods of DC motors.
- To predetermine the performance of single phase transformers with equivalent circuit models.
- To Understand the methods of testing of single-phase transformer.
- To Analyze the three phase transformers and achieve three phase to two phase conversion.

UNIT - I**Electromechanical Energy Conversion and introduction to DC machines**

Principles of electromechanical energy conversion - singly excited and multi excited systems- calculation of force and torque using the concept of co-energy.

Construction and principle of operation of DC machines – EMF equation for generator – Excitation techniques– characteristics of DC shunt generator –applications of DC Generators

UNIT - II**Operation of DC motors**

Back-emf and torque equations of dc motors – Armature reaction and commutation – characteristics of separately-excited, shunt, series and compound motors – losses and efficiency – applications of dc motors.

Necessity of a starter – starting by 3 point and 4-point starters.

UNIT - III**Speed Control of motors and Testing of DC Machines**

Speed control by armature voltage and field control – testing of DC machines – brake test, Swinburne's method – principle of regenerative or Hopkinson's method – retardation test – field's test- separation of losses.

Single-phase Transformers

Types and constructional details – principle of operation –emf equation – operation on no load and on load – lagging, leading and unity power factors loads –phasor diagrams of transformers – equivalent circuit.



JAWAHARLAL NEHRU TECHNOLOGICAL UNIVERSITY KAKINADA
KAKINADA – 533 003, Andhra Pradesh, India
DEPARTMENT OF ELECTRICAL AND ELECTRONICS ENGINEERING

UNIT - IV

Performance and testing of transformers and auto transformers:

Regulation – losses and efficiency – effect of variation of frequency and supply voltage on losses – all day efficiency.

Tests on single phase transformers – open circuit and short circuit tests – Sumpner's test – separation of losses – parallel operation with equal voltage ratios – auto transformer – equivalent circuit – comparison with two winding transformers.

UNIT - V

3-Phase Transformer:

Polyphase connections- Y/Y, Y/ Δ , Δ /Y, Δ / Δ and open Δ - third harmonics in phase voltages – three winding transformers- transients in switching –off load and on load tap changers- Scott connection.

Course Outcomes:

At the end of the course, student will be able to:

- Assimilate the concepts of electromechanical energy conversion.
- Mitigate the ill-effects of armature reaction and improve commutation in dc machines.
- Understand the torque production mechanism and control the speed of dc motors.
- Analyze the performance of single phase transformers.
- Predetermine regulation, losses and efficiency of single phase transformers.
- Parallel transformers, control voltages with tap changing methods and achieve three-phase to two-phase transformation.

Text Books:

1. Electrical Machines by P.S. Bhimbra, Khanna Publishers, 7th edition, 2011.
2. Electric Machinery by A.E.Fitzgerald, Charleskingsley, Stephen D.Umans, TMH, 6th edition, 2003.

Reference Books:

1. Electrical Machines by D. P.Kothari, I. J. Nagarth, McGraw Hill Publications, 4th edition, 2010.
2. Electrical Machines by R.K.Rajput, Lakshmi publications, 5th edition.
3. Electrical Machinery by Abijith Chakrabarthi and Sudhipta Debnath, McGraw Hill, 1st edition.
4. Electrical Machinery Fundamentals by Stephen J Chapman McGraw Hill education, 4th edition, 2010.
5. Electric Machines by Mulukutla S.Sarma & Mukeshk Pathak, CENGAGE Learning, 1st edition, 2008.
6. Theory & Performance of Electrical Machines by J.B.Guptha. S.K.Kataria & Sons, 1st edition, 2009.



JAWAHARLAL NEHRU TECHNOLOGICAL UNIVERSITY KAKINADA
KAKINADA – 533 003, Andhra Pradesh, India
DEPARTMENT OF ELECTRICAL AND ELECTRONICS ENGINEERING

II Year I Semester		L	T	P	C
		3	0	0	3
ELECTRO MAGNETIC FIELDS					

Preamble:

Electromagnetic field theory is the pre-requisite for most of the subjects in the gamut of electrical engineering. The study of this subject enables students to understand and interpret the phenomenon pertinent to electrical engineering using microscopic quantities such as electric and magnetic field intensities, scalar and vector potentials.

Course Objectives:

- To study the production of electric field and potentials due to different configurations of static charges.
- To study the properties of conductors and dielectrics, calculate the capacitance of different configurations. Understand the concept of conduction and convection current densities.
- To study the magnetic fields produced by currents in different configurations, application of Ampere's law and the Maxwell's second and third equations.
- To study the magnetic force and torque through Lorentz force equation in magnetic field environment like conductors and other current loops.
- To develop the concept of self and mutual inductances and the energy stored.
- To study time varying and Maxwell's equations in different forms and Maxwell's fourth equation for the induced EMF

UNIT - I**Electrostatics:**

Coulomb's Law – Electric Field Intensity (EFI) – EFI due to a line and a surface charge, work done in moving a point charge in an electrostatic field, electric potential – potential gradient, Gauss's law – Maxwell's first law ($\text{div}(\mathbf{D})=\rho_v$), Laplace's and Poisson's equations and solution of Laplace's equation in one variable.

UNIT - II**Conductors – Dielectrics and Capacitance:**

Electric dipole – dipole moment – potential and EFI due to an electric dipole, Torque on an Electric dipole in an electric field, conductors and Insulators – their behavior in electric field. Polarization, boundary conditions between conductor to dielectric, dielectric to dielectric and conductor to free space. Capacitance of parallel plates, spherical dielectrics, energy stored and energy density in a static electric field, current density, conduction and convection current densities, Ohm's law in point form – equation of continuity.



JAWAHARLAL NEHRU TECHNOLOGICAL UNIVERSITY KAKINADA
KAKINADA – 533 003, Andhra Pradesh, India
DEPARTMENT OF ELECTRICAL AND ELECTRONICS ENGINEERING

UNIT - III

Magneto statics, Ampere's Law and Force in magnetic fields:

Biot-Savart's law and its applications viz. Straight current carrying filament, circular, square, rectangle and solenoid current carrying wire – Maxwell's second Equation ($\text{div}(\mathbf{B})=0$), Ampere's circuital law and its applications viz. MFI due to an infinite sheet, long filament, solenoid, toroidal current carrying conductor, point form of Ampere's circuital law, Maxwell's third equation ($\text{Curl}(\mathbf{H})=\mathbf{J}$)

Magnetic force, moving charges in a magnetic field – Lorentz force equation, force on a current element in a magnetic field, force on a straight and a long current carrying conductor in a magnetic field, force between two straight long and parallel current carrying conductors.

UNIT - IV

Self and mutual inductance:

Self and mutual inductance – determination of self-inductance of a solenoid and toroid and mutual inductance between a straight long wire and a square loop wire in the same plane – energy stored and density in a magnetic field.

UNIT - V

Time Varying Fields:

Faraday's laws of electromagnetic induction – integral and point forms, Maxwell's fourth equation ($\text{Curl}(\mathbf{E})=-\partial\mathbf{B}/\partial t$), statically and dynamically induced EMF – modification of Maxwell's equations for time varying fields, displacement current, Poynting theorem and Poynting vector.

Course Outcomes:

At the end of the course, student will be able to,

- Compute electric fields and potentials using Gauss law or solve Laplace's or Poisson's equations for various electric charge distributions.
- Calculate the capacitance and energy stored in dielectrics.
- Calculate the magnetic field intensity due to current carrying conductor and understanding the application of Ampere's law, Maxwell's second and third law.
- Estimate self and mutual inductances and the energy stored in the magnetic field.
- Understand the concepts of displacement current and Poynting theorem and Poynting vector

Text Books:

1. "Engineering Electromagnetics" by William H. Hayt & John. A. Buck Mc. Graw-Hill, 7th Edition.2006.
2. "Principles of Electro Magnetics" by Sadiku, Oxford Publications, 6th edition, 2015.

Reference Books:

1. Introduction to Electro Dynamics by D J Griffiths, Prentice-Hall of India Pvt. Ltd, 2nd edition
2. Electromagnetic Field Theory by Yaduvir Singh, Pearson India, 1st edition, 2011.
3. Fundamentals of Engineering Electromagnetics by Sunil Bhooshan, Oxford University Press,2012.
4. Electromagnetics by Joseph A. Edminister, Schaum's Outline,4th Edition,2014.



JAWAHARLAL NEHRU TECHNOLOGICAL UNIVERSITY KAKINADA
KAKINADA – 533 003, Andhra Pradesh, India
DEPARTMENT OF ELECTRICAL AND ELECTRONICS ENGINEERING

II Year I Semester		L	T	P	C
		0	0	3	1.5
ELECTRICAL CIRCUITS LAB					

Preamble:

To verify and demonstrate various theorems, locus diagrams, resonance and two port networks. To determine self and mutual inductance of a magnetic circuit, parameters of a given coil and measurement of 3- phase power.

Course Objectives:

- To verify and demonstrate various theorems and resonance.
- To draw the locus diagram of series circuits
- To determine the various parameters of a two port networks
- To determine self and mutual inductance of a magnetic circuit, parameters of a given coil.
- To measure the power of three phase unbalanced circuit.

(Any 10 of the following experiments are to be conducted)

1. Verification of Kirchhoff's circuit laws.
2. Verification of Superposition theorem
3. Verification of Thevenin's and Norton's Theorems
4. Verification of Maximum power transfer theorem
5. Verification of Compensation theorem
6. Verification of Reciprocity and Millman's Theorems
7. Locus diagrams of R-L(L Variable) and R-C (C Variable) series circuits
8. Series and parallel resonance
9. Determination of self, mutual inductances and coefficient of coupling
10. Determination of Impedance (Z) and Admittance (Y) Parameters for a two port network
11. Determination of Transmission and Hybrid parameters
12. Determination of Parameters of a choke coil.
13. Determination of cold and hot resistance of an electric lamp.
14. Measurement of 3-phase power by two wattmeter method for unbalanced loads

Course Outcomes:

At the end of the course, student will be able to

- Apply various theorems
- Determination of self and mutual inductances
- Two port parameters of a given electric circuits
- Draw locus diagrams
- Draw Waveforms and phasor diagrams for lagging and leading networks



JAWAHARLAL NEHRU TECHNOLOGICAL UNIVERSITY KAKINADA
KAKINADA – 533 003, Andhra Pradesh, India
DEPARTMENT OF ELECTRICAL AND ELECTRONICS ENGINEERING

II Year I Semester		L	T	P	C
		0	0	3	1.5
DC MACHINES AND TRANSFORMERS LAB					

Preamble:

The aim of the lab is to demonstrate the operation of various types of DC machines and transformers under no load and loaded conditions by conducting various tests and performance will be analyzed.

Course Objectives:

- To plot the magnetizing characteristics of DC shunt generator and understand the mechanism of self-excitation.
- To control the speed of DC motors.
- To determine and predetermine the performance of DC machines.
- To predetermine the efficiency and regulation of transformers and assess their performance.

(Any 10 of the following experiments are to be conducted)

1. Determination of critical field resistance and critical speed of DC shunt generator by using Magnetization characteristics
2. Predetermination of efficiency of DC Machine by conducting Swinburne's test
3. Performance characteristics of a DC shunt motor by conducting Brake test.
4. Predetermination of efficiency of two DC shunt machines by conducting Hopkinson's test
5. Speed control of DC shunt motor by Field and armature Control methods
6. Determination of constant losses of DC shunt motor by conducting Retardation test
7. Separation of losses (Eddy current and Hysteresis) in a DC shunt motor.
8. Predetermination of efficiency, regulation and to obtain the parameters of the equivalent circuit of a single phase transformer by conducting OC & SC tests.
9. Predetermination of efficiency, regulation and to obtain the parameters of the equivalent circuit of a single phase transformer by conducting Sumpner's test.
10. Conversion of three phase to two phase supply by using Scott connection of transformers
11. Parallel operation of two Single phase Transformers under no-load and load conditions
12. Separation of core losses of a single phase transformer
13. Heat run test on a bank of three single phase Delta connected transformers

Course Outcomes:

At the end of the course, student will be able to

- Determine and predetermine the performance of DC machines and Transformers.
- Control the speed of DC motor.
- Obtain three phase to two phase transformation.



JAWAHARLAL NEHRU TECHNOLOGICAL UNIVERSITY KAKINADA
KAKINADA – 533 003, Andhra Pradesh, India
DEPARTMENT OF ELECTRICAL AND ELECTRONICS ENGINEERING

II Year I Semester		L	T	P	C
		0	0	3	1.5
ELECTRONIC DEVICES AND CIRCUITS LAB					

Preamble:

The aim of the lab imparts the knowledge to understand the concepts, working and characteristics of Different Diodes, BJT and FET Transistors, amplifiers and compensation techniques of transistors

Course Objectives: The student is able

- To study the characteristics of electronic components and measuring instruments.
- To understand the characteristics of PN, Zener diode, design rectifiers with and without filters
- To understand the characteristics of BJT, FET, MOSFET, SCR, UJT
- To understand the biasing of transistors
- To understand the frequency response of amplifiers, measure frequency, phase of signals.

Electronic Workshop Practice:

1. Identification, Specifications, Color Codes for resistor, R, L, C Components, Potentiometers, Coils, Gang condensers, Relays, Bread Boards.
2. Identification, Specifications and Testing of active devices, Diodes, BJTs, JFETs, LEDs, LCDs, SCR, UJT.
3. Soldering Practice- Simple circuits using active and passive components.
4. Study and operation of Ammeters, Voltmeters, Transformers, Analog and Digital
5. Multimeter, Function Generator, Regulated Power Supply and CRO.

List of Experiments**(Any 10 of the following experiments are to be conducted)**

1. P.N Junction Diode Characteristics
 - Part A: Germanium Diode (Forward bias & Reverse bias)
 - Part B: Silicon Diode (Forward Bias only)
2. Zener Diode Characteristics
 - Part A: V-I Characteristic
 - Part B: Zener Diode as Voltage Regulator
3. Rectifiers (without and with c-filter)
 - Part A: Half-wave Rectifier
 - Part B : Full-wave Rectifier
4. BJT Characteristics (CE Configuration)
 - Part A: Input Characteristics
 - Part B: output Characteristics
5. FET Characteristics
 - Part A: Drain Characteristics
 - Part B: Transfer Characteristics
6. SCR Characteristics



JAWAHARLAL NEHRU TECHNOLOGICAL UNIVERSITY KAKINADA
KAKINADA – 533 003, Andhra Pradesh, India
DEPARTMENT OF ELECTRICAL AND ELECTRONICS ENGINEERING

- 7.UJT Characteristics
- 8.MOSFET Characteristics
- 9.Transistor Biasing
10. Measurement of electrical quantities using CRO
11. BJT-CE Amplifier
- 12.Emitter Follower –CC Amplifier
- 13.FET-CS Amplifier

Note: The students are required to perform the experiment to obtain the V-I characteristics and to determine the relevant parameters from the obtained graphs.

Equipment required:

- 1.Regulated Power supplies
- 2.Analog/Digital Storage Oscilloscopes
- 3.Analog/Digital Function Generators
- 4.Digital Multi-meters
- 5.Decade Résistance Boxes/Rheostats
- 6.Decade Capacitance Boxes
- 7.Ammeters (Analog or Digital)
- 8.Voltmeters (Analog or Digital)
- 9.Active & Passive Electronic Components

Course Outcomes: At the end of the course, student will be able to

- Analyze the characteristics of diodes, transistors and other devices
- Design and implement the rectifier circuits, SCR and UJT in the hardware circuits.
- Design the biasing and amplifiers of BJT and FET amplifiers
- Measure electrical quantities using CRO in the experimentation.



JAWAHARLAL NEHRU TECHNOLOGICAL UNIVERSITY KAKINADA
KAKINADA – 533 003, Andhra Pradesh, India
DEPARTMENT OF ELECTRICAL AND ELECTRONICS ENGINEERING

Course Outcomes:

At the end of the course, student will be able to

- write the MATLAB programs to simulate the electrical circuit problems
- simulate various circuits for electrical parameters
- simulate various wave form for determination of wave form parameters
- simulate RLC series and parallel resonance circuits for resonant parameters
- simulate magnetic circuits for determination of self and mutual inductances



JAWAHARLAL NEHRU TECHNOLOGICAL UNIVERSITY KAKINADA
KAKINADA – 533 003, Andhra Pradesh, India
DEPARTMENT OF ELECTRICAL AND ELECTRONICS ENGINEERING

UNIT -IV

Engineers Responsibility for Safety and Risk:

Safety and risk –Assessment of safety and risk –Risk benefit analysis and reducing risk- Safety and the Engineer-Designing for the safety-Intellectual Property rights (IPR).

Learning outcomes:

1. Create awareness about safety, risk & risk benefit analysis.
2. Engineer’s design practices for providing safety.
3. Provide knowledge on intellectual property rights.

UNIT- V

Global Issues:

Globalization –Cross-culture issues-Environmental Ethics –Computer Ethics –Computers as the instrument of Unethical behavior –Computers as the object of Unethical acts – Autonomous Computers-Computer codes of Ethics –Weapons Development -Ethics and Research –Analyzing Ethical Problems in research.

Learning outcomes:

1. Develop knowledge about global issues.
2. Create awareness on computer and environmental ethics
3. Analyze ethical problems in research.
4. Give a picture on weapons development.

Course outcomes:

Students will be able to:

- Identify and analyze an ethical issue in the subject matter under investigation or in a relevant field
- Identify the multiple ethical interests at stake in a real-world situation or practice
- Articulate what makes a particular course of action ethically defensible
- Assess their own ethical values and the social context of problems
- Identify ethical concerns in research and intellectual contexts, including academic integrity, use and citation of sources, the objective presentation of data, and the treatment of human subjects
- Demonstrate knowledge of ethical values in non-classroom activities, such as service learning, internships, and field work
- Integrate, synthesize, and apply knowledge of ethical dilemmas and resolutions in academic settings, including focused and interdisciplinary research.

Text Books:

- 1) “Engineering Ethics includes Human Values” by M.Govindarajan, S.Natarajan and, V.S.Senthil Kumar-PHI Learning Pvt. Ltd-2009
- 2) “Engineering Ethics” by Harris, Pritchard and Rabins, CENGAGE Learning, India Edition, 2009.
- 3) “Ethics in Engineering” by Mike W. Martin and Roland Schinzinger –Tata McGraw-Hill–2003.
- 4) “Professional Ethics and Morals” by Prof.A.R.Aryasri, DharanikotaSuyodhana-Maruthi Publications.
- 5) “Professional Ethics and Human Values” by A.Alavudeen, R.KalilRahman and M. Jayakumaran, Laxmi Publications.
- 6) “Professional Ethics and Human Values” by Prof.D.R.Kiran-“Indian Culture, Values and Professional Ethics” by PSR Murthy-BS Publication



JAWAHARLAL NEHRU TECHNOLOGICAL UNIVERSITY KAKINADA
KAKINADA – 533 003, Andhra Pradesh, India
DEPARTMENT OF ELECTRICAL AND ELECTRONICS ENGINEERING

II Year II Semester		L	T	P	C
		3	0	0	3
PYTHON PROGRAMMING					

Preamble:

This course is developed to impart the programming skills to the students and prepare them to suitable for industry ready

Course Objectives:

The Objectives of Python Programming are

- To learn about Python programming language syntax, semantics, and the runtime environment
- To be familiarized with universal computer programming concepts like data types, containers
- To be familiarized with general computer programming concepts like conditional execution, loops & functions
- To be familiarized with general coding techniques and object-oriented programming

UNIT-I**Introduction:**

Introduction to Python, Program Development Cycle, Input, Processing, and Output, Displaying Output with the Print Function, Comments, Variables, Reading Input from the Keyboard, Performing Calculations, Operators. Type conversions, Expressions, More about Data Output.

Data Types, and Expression: Strings Assignment, and Comment, Numeric Data Types and Character Sets, Using functions and Modules.

Decision Structures and Boolean Logic: if, if-else, if-elif-else Statements, Nested Decision Structures, Comparing Strings, Logical Operators, Boolean Variables. Repetition Structures: Introduction, while loop, for loop, Calculating a Running Total, Input Validation Loops, Nested Loops.

UNIT- II**Control Statement:**

Definite iteration for Loop Formatting Text for output, Selection if and if else Statement Conditional Iteration The While Loop

Strings and Text Files: Accessing Character and Substring in Strings, Data Encryption, Strings and Number Systems, String Methods Text Files.

UNIT -III**List and Dictionaries:**

Lists, Defining Simple Functions, Dictionaries

Design with Function: Functions as Abstraction Mechanisms, Problem Solving with Top Down Design, Design with Recursive Functions, Case Study Gathering Information from a File System, Managing a Program's Namespace, Higher Order Function.

Modules: Modules, Standard Modules, Packages.



JAWAHARLAL NEHRU TECHNOLOGICAL UNIVERSITY KAKINADA
KAKINADA – 533 003, Andhra Pradesh, India
DEPARTMENT OF ELECTRICAL AND ELECTRONICS ENGINEERING

UNIT- IV

File Operations:

Reading config files in python, Writing log files in python, Understanding read functions, read(), readline() and readlines(), Understanding write functions, write() and writelines(), Manipulating file pointer using seek, Programming using file operations

Object Oriented Programming: Concept of class, object and instances, Constructor, class attributes and destructors, Real time use of class in live projects, Inheritance , overlapping and overloading operators, Adding and retrieving dynamic attributes of classes, Programming using OOPs support

Design with Classes: Objects and Classes, Data modeling Examples, Case Study An ATM, Structuring Classes with Inheritance and Polymorphism

UNIT -V

Errors and Exceptions:

Syntax Errors, Exceptions, Handling Exceptions, Raising Exceptions, User-defined Exceptions, Defining Clean-up Actions, Redefined Clean-up Actions.

Graphical User Interfaces: The Behavior of Terminal Based Programs and GUI -Based, Programs, Coding Simple GUI-Based Programs, Other Useful GUI Resources.

Programming: Introduction to Programming Concepts with Scratch.

Course Outcomes:

- Develop essential programming skills in computer programming concepts like data types, containers
- Apply the basics of programming in the Python language Solve coding tasks related
- conditional execution, loops
- Solve coding tasks related to the fundamental notions and techniques used in object- oriented programming

Text Books

- 1) Fundamentals of Python First Programs, Kenneth. A. Lambert, Cengage, 2/e, 2011.

Reference Books:

- 1) Introduction to Python Programming, Gowrishankar S., VeenaA, CRC Press, 2nd Edition, 2019.
- 2) Introduction to Programming Using Python, Y. Daniel Liang, Pearson, 1st Edition, 2012.

e-Resources:

- 1) https://www.tutorialspoint.com/python3/python_tutorial.pdf



JAWAHARLAL NEHRU TECHNOLOGICAL UNIVERSITY KAKINADA
KAKINADA – 533 003, Andhra Pradesh, India
DEPARTMENT OF ELECTRICAL AND ELECTRONICS ENGINEERING

II Year II Semester		L	T	P	C
		3	0	0	3
DIGITAL ELECTRONICS					

Preamble:

This course covers the topics related to representation numbers in different radix formats, complements and codes. It also introduces the basic gates and their realization in SOP and POS form. Boolean algebra and various logic gates minimization process is introduced. Design principles of combinational and sequential circuits are explained to make the students thorough in design of these circuits.

Course Objectives:

- To solve a typical number base conversion and analyze new error coding techniques.
- Theorems and functions of Boolean algebra and behavior of logic gates.
- To optimize logic gates for digital circuits using various techniques.
- To understand concepts of combinational circuits.
- To develop advanced sequential circuits.

UNIT - I**Review of Number Systems & Codes:**

Representation of numbers of different radix, conversion from one radix to another radix, $r-1$'s complements and r 's complements of signed members. Gray code, 4 bit codes; BCD, Excess-3, 2421, 84-2-1 code etc., Error detection & correction codes: parity checking, even parity, odd parity, Hamming code.

Boolean theorems and logic operations

Boolean theorems, principle of complementation & duality, De-Morgan theorems. Logic operations; Basic logic operations -NOT, OR, AND, Universal Logic operations, EX-OR, EX-NOR operations. Standard SOP and POS Forms, NAND-NAND and NOR-NOR realizations.

UNIT - II**Minimization Techniques:**

Minimization and realization of switching functions using Boolean theorems, K-Map (up to 6 variables) and tabular method.

Combinational Logic Circuits Design:

Design of Half adder, full adder, half subtractor, full subtractor, applications of full adders; 4-bit adder-subtractor circuit, BCD adder circuit, Excess 3 adder circuit and carry look-a-head adder circuit

UNIT - III**Combinational Logic Circuits Design Using MSI &LSI:**

Design of encoder, decoder, multiplexer and demultiplexers, Implementation of higher order circuits using lower order circuits. Realization of Boolean functions using decoders and multiplexers. Design of Priority encoder, 4-bit digital comparator and seven segment decoder

Introduction of PLD's:

PLDs: PROM, PAL, PLA -Basics structures, realization of Boolean functions.



JAWAHARLAL NEHRU TECHNOLOGICAL UNIVERSITY KAKINADA
KAKINADA – 533 003, Andhra Pradesh, India
DEPARTMENT OF ELECTRICAL AND ELECTRONICS ENGINEERING

UNIT - IV

Sequential Circuits-I:

Classification of sequential circuits (synchronous and asynchronous) , operation of NAND & NOR Latches and flip-flops; truth tables and excitation tables of RS flip-flop, JK flip-flop, T flip-flop, D flip-flop with reset and clear terminals. Conversion from one flip-flop to another flip-flop. Design of ripple counters, design of synchronous counters, Johnson counter, ring counter. Design of registers - Buffer register, control buffer register, shift register, bi-directional shift register, universal shift register.

UNIT - V

Sequential Circuits -II:

Finite state machine; state diagrams, state tables, reduction of state tables. Analysis of clocked sequential circuits Mealy to Moore conversion and vice-versa. Realization of sequence generator and sequence detector circuits, Races and Hazards.

Course Outcomes: At the end of the course, student will be able to

- Classify different number systems and apply to generate various codes.
- Use the concept of Boolean algebra in minimization of switching functions
- Design different types of combinational logic circuits.
- Apply knowledge of flip-flops in designing of Registers and counters
- The operation and design methodology for synchronous sequential circuits and algorithmic state machines.

Text Books:

1. Switching and finite automata theory:ZviKohavi, Niraj K. Jha,Cambridge University Press, 3rd Edition, 2009.
2. Digital Design by Morris Mano, Prentice Hall India, 5th Edition.

Reference Books:

1. Digital Principles and Applications by Leach , Malvino , Saha, Mc-Graw Hill, 8th Edition, 2014.
2. Switching Theory and Logic Design by A. Anand Kumar, PHI learning, 3rd edition.
3. Introduction to Switching Theory and Logic Design – Fredriac J Hill, Gerald R Peterson, 3rd Edition, John Willey and Sons Inc,
4. Fundamentals of Logic Design by Charles H. RothJr., Cengage Learning, 7th edition,2013.



JAWAHARLAL NEHRU TECHNOLOGICAL UNIVERSITY KAKINADA
KAKINADA – 533 003, Andhra Pradesh, India
DEPARTMENT OF ELECTRICAL AND ELECTRONICS ENGINEERING

II Year II Semester		L	T	P	C
		3	0	0	3
POWER SYSTEMS - I					

Preamble:

Electrical Power plays significant role in day-to-day life of entire mankind. The aim of this course is to allow the students to understand the concepts of the generation and distribution of power along with economic aspects.

Course Objectives:

- To study the principle of operation of different components of a thermal power stations.
- To study the principle of operation of different components of a Nuclear power stations.
- To study the constructional and operation of different components of an Air and Gas Insulated substations.
- To study the constructional details of different types of cables.
- To study different types of load curves and tariffs applicable to consumers.

UNIT - I**Hydroelectric Power Stations:**

Selection of site, general layout of a hydroelectric power plant with brief description of major components and principle of operation

Thermal Power Stations

Selection of site, general layout of a thermal power plant. Brief description of components: boilers, super heaters, economizers and electrostatic precipitators, steam turbines: impulse and reaction turbines, condensers, feed water circuit, cooling towers and chimney.

UNIT - II**Nuclear Power Stations**

Location of nuclear power plant, working principle, nuclear fission, nuclear fuels, nuclear chain reaction, nuclear reactor components: moderators, control rods, reflectors and coolants, types of nuclear reactors and brief description of PWR, BWR and FBR. Radiation: radiation hazards and shielding, nuclear waste disposal.

UNIT - III**Classification of Air and Gas Insulated substations**

Air Insulated Substations – indoor & outdoor substations, substations layouts of 33/11 kV showing the location of all the substation equipment.

Bus bar arrangements in the sub-stations: simple arrangements like single bus bar, sectionalized single bus bar, double bus bar with one and two circuit breakers, main and transfer bus bar system with relevant diagrams.

Gas Insulated Substations (GIS) – advantages of gas insulated substations, constructional aspects of GIS, installation and maintenance of GIS, comparison of air insulated substations and gas insulated substations.



JAWAHARLAL NEHRU TECHNOLOGICAL UNIVERSITY KAKINADA
KAKINADA – 533 003, Andhra Pradesh, India
DEPARTMENT OF ELECTRICAL AND ELECTRONICS ENGINEERING

UNIT- IV

Underground Cables

Types of cables, construction, types of insulating materials, calculation of insulation resistance, stress in insulation and power factor of cable.

Capacitance of single and 3-Core belted Cables. Grading of cables: capacitance grading and intersheath grading.

UNIT - V

Economic Aspects of Power Generation & Tariff

Economic Aspects – load curve, load duration and integrated load duration curves, discussion on economic aspects: connected load, maximum demand, demand factor, load factor, diversity factor, plant capacity factor and plant use factor, base and peak load plants.

Tariff Methods– costs of generation and their division into fixed, semi-fixed and running costs, desirable characteristics of a tariff method, tariff methods: simple rate, flat rate, block-rate, two-part, three-part, and power factor tariff methods.

Course Outcomes:

At the end of the course, student will be able to

- Identify the different components of thermal power plants.
- Identify the different components of nuclear Power plants.
- Identify the different components of air and gas insulated substations.
- Identify single core and three core cables with different insulating materials.
- Analyse the different economic factors of power generation and tariffs.

Text Books:

1. A Text Book on Power System Engineering by M.L.Soni, P.V.Gupta, U.S.Bhatnagar and A. Chakrabarti, DhanpatRai& Co. Pvt. Ltd, 2016.
2. Generation, Distribution and Utilization of Electric Energy by C.L.Wadhawa, New age International (P) Limited, Publishers, 3rd edition.

Reference Book:

1. Elements of Electrical Power Station Design by M V Deshpande, PHI, New Delhi, 2009.



JAWAHARLAL NEHRU TECHNOLOGICAL UNIVERSITY KAKINADA
KAKINADA – 533 003, Andhra Pradesh, India
DEPARTMENT OF ELECTRICAL AND ELECTRONICS ENGINEERING

II Year II Semester	L	T	P	C
	3	0	0	3
INDUCTION AND SYNCHRONOUS MACHINES				

Preamble:

This course covers the topics on 3-phase induction motor, 1-phase induction motor and synchronous machines which have wide application in power systems. The main aim of the course is to provide a detailed analysis of operation and performance of 3-phase induction motor, 1-phase induction motor and synchronous machines. In addition, it also covers voltage regulation and parallel operation of synchronous generators.

Course Objectives:

- Understand the principle of operation and performance of 3-phase induction motor.
- Quantify the performance of induction motor and induction generator in terms of torque and slip.
- To understand the torque producing mechanism of a single phase induction motor.
- To understand the principle of emf generation, the effect of armature reaction and predetermination of voltage regulation in synchronous generators.
- To study parallel operation and control of real and reactive powers for synchronous generators.
- To understand the operation, performance and starting methods of synchronous motors.

UNIT - I**3-phase induction motors**

Construction details of squirrel cage and slip ring induction motors – production of rotating magnetic field – principle of operation – Equivalent circuit – phasor diagram- slip speed-rotor emf and rotor frequency – rotor current and pf at standstill and during running conditions – rotor power input, rotor copper loss and mechanical power developed and their interrelationship.

UNIT - II**Characteristics and testing methods of induction motors**

Torque equation – expressions for maximum torque and starting torque – torque slip characteristic – double cage and deep bar rotors – crawling and cogging – speed control of induction motor with V/f control method – no load and blocked rotor tests – circle diagram for predetermination of performance – induction generator operation (Qualitative treatment only)

UNIT - III**Starting methods of 3-phase induction motors**

Methods of starting of three phase Induction motors: DOL, Auto transformer, Star-Delta and rotor resistance methods.

Single phase induction motors:

Constructional features- equivalent circuit- problem of starting-double revolving field theory- Methods of starting. AC series motors.



JAWAHARLAL NEHRU TECHNOLOGICAL UNIVERSITY KAKINADA
KAKINADA – 533 003, Andhra Pradesh, India
DEPARTMENT OF ELECTRICAL AND ELECTRONICS ENGINEERING

UNIT - IV

Construction, operation, voltage regulation and parallel operation of synchronous generator:

Constructional features of non-salient and salient pole machines –types of armature windings – distribution, pitch and winding factors – E.M.F equation –improvements of waveform and armature reaction –phasor diagrams- voltage regulation by synchronous impedance method – MMF method and Potier triangle method– two reaction analysis of salient pole machines and phasor diagram.

Parallel operation with infinite bus and other alternators – synchronizing power – load sharing – control of real and reactive power – numerical problems.

UNIT - V

Synchronous motor – operation, starting and performance

Synchronous motor principle and theory of operation – phasor diagram – starting torque – variation of current and power factor with excitation – capability curves - synchronous condenser – mathematical analysis for power developed – hunting and its suppression – methods of starting – applications.

Course Outcomes: At the end of the course, student will be able to

- Explain the operation and performance of three phase induction motor.
- Analyze the torque-speed relation, performance of induction motor and induction generator.
- Implement the starting of single phase induction motors.
- Develop winding design and predetermine the regulation of synchronous generators.
- Explain hunting phenomenon, implement methods of starting and correction of power factor with synchronous motor.

Text Books:

1. Electrical Machines by P.S. Bhimbra, Khanna Publishers
2. Electric Machinery by A.E.Fitzgerald, Charles Kingsley, Stephen D.Umans, TMH

Reference Books:

1. Performance and design of AC machines – M.G. Say
2. Alternating Current Machines by A.F.Puchstein, T.C. Lloyd, A.G. Conrad, ASIA Publishing House
3. Electrical Machinery Fundamentals by Stephen J Chapman McGraw Hill education, 2010.
4. Electrical Machines by R.K.Rajput, Lakshmi publications, 5th edition



JAWAHARLAL NEHRU TECHNOLOGICAL UNIVERSITY KAKINADA
KAKINADA – 533 003, Andhra Pradesh, India
DEPARTMENT OF ELECTRICAL AND ELECTRONICS ENGINEERING

II Year II Semester		L	T	P	C
		3	0	0	3
MANAGERIAL ECONOMICS & FINANCIAL ANALYSIS					

Course Objectives:

- The Learning objectives of this paper are to understand the concept and nature of Managerial Economics and its relationship with other disciplines and also to understand the Concept of Demand and Demand forecasting.
- To familiarize about the Production function, Input Output relationship, Cost-Output relationship and Cost-Volume-Profit Analysis.
- To understand the nature of markets, Methods of Pricing in the different market structures and to know the different forms of Business organization and the concept of Business Cycles.
- To learn different Accounting Systems, preparation of Financial Statement and uses of different tools for performance evaluation.
- Finally, it is also to understand the concept of Capital, Capital Budgeting and the techniques used to evaluate Capital Budgeting proposals.

Unit-I

Introduction to Managerial Economics and demand Analysis:

Definition of Managerial Economics –Scope of Managerial Economics and its relationship with other subjects –Concept of Demand, Types of Demand, Determinants of Demand-Demand schedule, Demand curve, Law of Demand and its limitations- Elasticity of Demand, Types of Elasticity of Demand and Measurement- Demand forecasting and Methods of forecasting, Concept of Supply and Law of Supply.

Unit – II:

Theories of Production and Cost Analyses:

Theories of Production function- Law of Variable Proportions-Isoquants and Isocosts and choice of least cost factor combination-Concepts of Returns to scale and Economies of scale-Different cost concepts: opportunity costs, explicit and implicit costs-Fixed costs, Variable Costs and Total costs –Cost –Volume-Profit Analysis-Determination of Breakeven point(problems)-Managerial significance and limitations of Breakeven point.

Unit – III:

Introduction to Markets, Theories of the Firm & Pricing Policies:

Market Structures: Perfect Competition, Monopoly, Monopolistic competition and Oligopoly – Features – Price and Output Determination – Managerial Theories of firm: Marris and Williamson’s models – other Methods of Pricing: Average cost pricing, Limit Pricing, Market Skimming Pricing, Internet Pricing: (Flat Rate Pricing, Usage sensitive pricing) and Priority Pricing, Business Cycles: Meaning and Features – Phases of a Business Cycle. Features and Evaluation of Sole Trader, Partnership, Joint Stock Company – State/Public Enterprises and their forms.



JAWAHARLAL NEHRU TECHNOLOGICAL UNIVERSITY KAKINADA
KAKINADA – 533 003, Andhra Pradesh, India
DEPARTMENT OF ELECTRICAL AND ELECTRONICS ENGINEERING

Unit – IV:

Introduction to Accounting & Financing Analysis:

Introduction to Double Entry System, Journal, Ledger, Trail Balance and Preparation of Final Accounts with adjustments – Preparation of Financial Statements-Analysis and Interpretation of Financial Statements-Ratio Analysis – Preparation of Funds flow and cash flow analysis (Problems)

Unit – V:

Capital and Capital Budgeting: Capital Budgeting: Meaning of Capital-Capitalization-Meaning of Capital Budgeting-Time value of money- Methods of appraising Project profitability: Traditional Methods (payback period, accounting rate of return) and modern methods (Discounted cash flow method, Net Present Value method, Internal Rate of Return Method and Profitability Index)

Course Outcomes:

- The Learner is equipped with the knowledge of estimating the Demand and demand elasticities for a product.
- The knowledge of understanding of the Input-Output-Cost relationships and estimation of the least cost combination of inputs.
- The pupil is also ready to understand the nature of different markets and Price Output determination under various market conditions and also to have the knowledge of different Business Units.
- The Learner is able to prepare Financial Statements and the usage of various Accounting tools for Analysis.
- The Learner can able to evaluate various investment project proposals with the help of capital budgeting techniques for decision making.

Text Books:

1. Managerial Economics and Financial Analysis by A R Aryasri, McGraw – Hill, 3rd edition.

References Books:

1. Managerial Economics by Varshney R.L, K.L Maheswari, S. Chand & Company Ltd,
2. Managerial Economics, JL Pappas and EF Brigham, Holt, R & W; New edition.
3. Accounting for Management, N.P Srinivasn and M. Sakthivel Murugan, S. Chand & Company Ltd, 1st edition, 2011.
4. An Introduction to Accountancy by Maheswari S.N, Vikas Publishing House Pvt Ltd, 12th edition, 2018.
5. Financial Management by I.M Pandey, Vikas Publishing House Pvt Ltd, 9th edition, 2009.
6. Managerial Economics by V. Maheswari, S. Chand & Company Ltd, 2002.



JAWAHARLAL NEHRU TECHNOLOGICAL UNIVERSITY KAKINADA
KAKINADA – 533 003, Andhra Pradesh, India
DEPARTMENT OF ELECTRICAL AND ELECTRONICS ENGINEERING

II Year II Semester		L	T	P	C
		0	0	3	1.5
PYTHON PROGRAMMING LAB					

Preamble:

This lab is designed to impart the advanced programming skills to the students and prepare them to suitable for industry ready

Course Objectives:

The aim of Python Programming Lab is

- To acquire programming skills in core Python.
- To acquire Object Oriented Skills in Python
- To develop the skill of designing Graphical user Interfaces in Python
- To develop the ability to write database applications in Python

- 1) Write a program that asks the user for a weight in kilograms and converts it to pounds. There are 2.2 pounds in a kilogram.
- 2) Write a program that asks the user to enter three numbers (use three separate input statements). Create variables called total and average that hold the sum and average of the three numbers and print out the values of total and average.
- 3) Write a program that uses a *for* loop to print the numbers 8, 11, 14, 17, 20, . . . , 83, 86,89.
- 4) Write a program that asks the user for their name and how many times to print it. The program should print out the user's name the specified number of times.
- 5) Use a *for* loop to print a triangle like the one below. Allow the user to specify how high the triangle should be.


```
*
**
***
****
```
- 6) Generate a random number between 1 and 10. Ask the user to guess the number and print a message based on whether they get it right or not.
- 7) Write a program that asks the user for two numbers and prints *Close* if the numbers are within .001 of each other and *Not close* otherwise.
- 8) Write a program that asks the user to enter a word and prints out whether that word contains any vowels.
- 9) Write a program that asks the user to enter two strings of the same length. The program should then check to see if the strings are of the same length. If they are not, the program should print an appropriate message and exit. If they are of the same length, the program should alternate the characters of the two strings. For



JAWAHARLAL NEHRU TECHNOLOGICAL UNIVERSITY KAKINADA
KAKINADA – 533 003, Andhra Pradesh, India
DEPARTMENT OF ELECTRICAL AND ELECTRONICS ENGINEERING

example, if the user enters *abcde* and *ABCDE* the program should print out *AaBbCcDdEe*.

- 10) Write a program that asks the user for a large integer and inserts commas into it according to the standard American convention for commas in large numbers. For instance, if the user enters 1000000, the output should be 1,000,000.
- 11) In algebraic expressions, the symbol for multiplication is often left out, as in $3x+4y$ or $3(x+5)$. Computers prefer those expressions to include the multiplication symbol, like $3*x+4*y$ or $3*(x+5)$. Write a program that asks the user for an algebraic expression and then inserts multiplication symbols where appropriate.
- 12) Write a program that generates a list of 20 random numbers between 1 and 100.
 - (a) Print the list.
 - (b) Print the average of the elements in the list.
 - (c) Print the largest and smallest values in the list.
 - (d) Print the second largest and second smallest entries in the list
 - (e) Print how many even numbers are in the list.
- 13) Write a program that asks the user for an integer and creates a list that consists of the factors of that integer.
- 14) Write a program that generates 100 random integers that are either 0 or 1. Then find the longest run of zeros, the largest number of zeros in a row. For instance, the longest run of zeros in $[1,0,1,1,0,0,0,0,1,0,0]$ is 4.
- 15) Write a program that removes any repeated items from a list so that each item appears at most once. For instance, the list $[1,1,2,3,4,3,0,0]$ would become $[1,2,3,4,0]$.
- 16) Write a program that asks the user to enter a length in feet. The program should then give the user the option to convert from feet into inches, yards, miles, millimeters, centimeters, meters, or kilometers. Say if the user enters a 1, then the program converts to inches, if they enter a 2, then the program converts to yards, etc. While this can be done with if statements, it is much shorter with lists and it is also easier to add new conversions if you use lists.
- 17) Write a function called *sum_digits* that is given an integer num and returns the sum of the digits of num.
- 18) Write a function called *first_diff* that is given two strings and returns the first location in which the strings differ. If the strings are identical, it should return -1.
- 19) Write a function called *number_of_factors* that takes an integer and returns how many factors the number has.
- 20) Write a function called *is_sorted* that is given a list and returns True if the list is sorted and False otherwise.
- 21) Write a function called *root* that is given a number x and an integer n and returns $x^{1/n}$. In the function definition, set the default value of n to 2.
- 22) Write a function called *primes* that is given a number n and returns a list of the first n primes. Let the default value of n be 100.



JAWAHARLAL NEHRU TECHNOLOGICAL UNIVERSITY KAKINADA
KAKINADA – 533 003, Andhra Pradesh, India
DEPARTMENT OF ELECTRICAL AND ELECTRONICS ENGINEERING

- 23) Write a function called `merge` that takes two already sorted lists of possibly different lengths, and merges them into a single sorted list.
 - (a) Do this using the `sort` method. (b) Do this without using the `sort` method.
- 24) Write a program that asks the user for a word and finds all the smaller words that can be made from the letters of that word. The number of occurrences of a letter in a smaller word can't exceed the number of occurrences of the letter in the user's word.
- 25) Write a program that reads a file consisting of email addresses, each on its own line. Your program should print out a string consisting of those email addresses separated by semicolons.
- 26) Write a program that reads a list of temperatures from a file called `temps.txt`, converts those temperatures to Fahrenheit, and writes the results to a file called `ftemps.txt`.
- 27) Write a class called `Product`. The class should have fields called `name`, `amount`, and holding the product's name, the number of items of that product in stock, and the regular price of the product. There should be a method `get_price` that receives the number of items to be bought and returns a the cost of buying that many items, where the regular price is charged for orders of less than 10 items, a 10% discount is applied for orders of between 10 and 99 items, and a 20% discount is applied for orders of 100 or more items. There should also be a method called `make_purchase` that receives the number of items to be bought and decreases amount by that much.
- 28) Write a class called `Time` whose only field is a time in seconds. It should have a method called `convert_to_minutes` that returns a string of minutes and seconds formatted as in the following example: if seconds is 230, the method should return '5:50'. It should also have a method called `convert_to_hours` that returns a string of hours, minutes, and seconds formatted analogously to the previous method.
- 29) Write a class called `Converter`. The user will pass a length and a unit when declaring an object from the class for example, `c = Converter(9,'inches')`. The possible units are inches, feet, yards, miles, kilometers, meters, centimeters, and millimeters. For each of these units there should be a method that returns the length converted into those units. For example, using the `Converter` object created above, the user could call `c.feet()` and should get 0.75 as the result.
- 30) Write a Python class to implement `pow(x,n)`.
- 31) Write a Python class to reverse a string word byword.
- 32) Write a program that opens a file dialog that allows you to select a text file. The program then displays the contents of the file in a textbox.
- 33) Write a program to demonstrate `Try/except/else`.
- 34) Write a program to demonstrate `try/finally` and `with/as`.



JAWAHARLAL NEHRU TECHNOLOGICAL UNIVERSITY KAKINADA
KAKINADA – 533 003, Andhra Pradesh, India
DEPARTMENT OF ELECTRICAL AND ELECTRONICS ENGINEERING

Course Outcomes:

By the end of this lab, the student is able to

- Write, Test and Debug Python Programs
- Use Conditionals and Loops for Python Programs
- Use functions and represent Compound data using Lists, Tuples and
- Dictionaries Use various applications using python



JAWAHARLAL NEHRU TECHNOLOGICAL UNIVERSITY KAKINADA
KAKINADA – 533 003, Andhra Pradesh, India
DEPARTMENT OF ELECTRICAL AND ELECTRONICS ENGINEERING

II Year II Semester		L	T	P	C
		0	0	3	1.5
INDUCTION AND SYNCHRONOUS MACHINES LAB					

Preamble:

The aim of the lab is to provide a detailed analysis of operation and performance of 3-phase induction motor, 1-phase induction motor and synchronous machines. In addition, it also covers voltage regulation and parallel operation of synchronous generators.

Course Objectives:

The students are able to understand the,

- Speed control methods of three-phase induction motors.
- Performance characteristics of three-phase and single-phase induction motors.
- Principles of power factor improvement of single-phase induction motor.
- Voltage regulation calculations of three-phase alternator by various methods,
- Performance curves of three-phase synchronous motor.

(Any 10 of the following experiments are to be conducted)

1. Performance characteristics of a three- phase Induction Motor by conducting Brake test
2. Determination of equivalent circuit parameters, efficiency and regulation of a three phase Induction motor by conducting No-load & Blocked rotor tests
3. Determination of Regulation of a three-phase alternator by using synchronous impedance & m.m.f. methods
4. Determination of Regulation of a three-phase alternator by using Potier triangle method
5. Determination of V and Inverted V curves of a three phase synchronous motor.
6. Determination of X_d and X_q of a salient pole synchronous machine
7. Speed control of three phase induction motor by V/f method.
8. Determination of equivalent circuit parameters of single phase induction motor
9. Determination of efficiency of three-phase alternator by loading with three phase induction motor.
10. Power factor improvement of single-phase induction motor by using capacitors.
11. Parallel operation of three-phase alternator under no-load and load conditions
12. Determination of efficiency of a single-phase AC series Motor by conducting Brake test.
13. Starting of single-phase Induction motor by using capacitor start and capacitor start run methods.
14. Determination of efficiency of a single-phase Induction Motor by conducting Brake test.



JAWAHARLAL NEHRU TECHNOLOGICAL UNIVERSITY KAKINADA
KAKINADA – 533 003, Andhra Pradesh, India
DEPARTMENT OF ELECTRICAL AND ELECTRONICS ENGINEERING

Course Outcomes:

At the end of the course, student will be able to

- Assess the performance of single phase and three phase induction motors.
- Control the speed of three phase induction motor.
- Predetermine the regulation of three–phase alternator by various methods.
- Find the X_d/X_q ratio of alternator and asses the performance of three–phase synchronous motor.
- Determine the performance of single phase AC series motor.



JAWAHARLAL NEHRU TECHNOLOGICAL UNIVERSITY KAKINADA
KAKINADA – 533 003, Andhra Pradesh, India
DEPARTMENT OF ELECTRICAL AND ELECTRONICS ENGINEERING

II Year II Semester		L	T	P	C
		0	0	3	1.5
DIGITAL ELECTRONICS LAB					

Preamble:

The aim of this lab is to understand the Basics of digital electronics and able to design basic logic circuits, combinational and sequential circuits.

Course Objectives:

- To know the concept of Boolean laws for simplifying the digital circuits.
- To understand the concepts of flipflops.
- To understand the concepts of counters.
- To analyze and design various circuits.

List of Experiments:

Any TEN of the following Experiments are to be conducted

1. Verification of truth tables of Logic gates: Two input (i) OR (ii) AND (iii) NOR (iv) NAND (v) Exclusive OR (vi) Exclusive NOR
2. Design a simple combinational circuit and obtain minimal SOP expression and verify the truth table using Digital Trainer Kit
3. Verification of functional table of 3 to 8 line Decoder / De-multiplexer
4. 4 variable logic function verification using 8 to 1 multiplexer.
5. Design full adder circuit and verify its functional table.
6. Design full Subtractor circuit and verify its functional table.
7. Verification of functional tables of Flip-Flops
8. Design a four bit ring counter using D Flip – Flops / JK Flip Flop and verify output
9. Design a four bit Johnson’s counter using D Flip-Flops / JK Flip Flops and verify output
10. Draw the circuit diagram of MOD-8 ripple counter and construct a circuit using T-Flip-Flops and Test it with a low frequency clock and Sketch the output waveforms.
11. Design MOD – 10 ripple counter using T- Flip-Flop and verify the result and Sketch the output waveforms
12. Design MOD – 8 synchronous counter using D Flip-Flop and verify the result and Sketch the output waveforms.

Course Outcomes: At the end of the course, student will be able to

- Learn the basics of gates, filp-flops and counters.
- Construct basic combinational circuits and verify their functionalities
- Apply the design procedures to design basic sequential circuits
- To understand the basic digital circuits and to verify their operation
- Apply Boolean laws to simplify the digital circuits.



JAWAHARLAL NEHRU TECHNOLOGICAL UNIVERSITY KAKINADA
KAKINADA – 533 003, Andhra Pradesh, India
DEPARTMENT OF ELECTRICAL AND ELECTRONICS ENGINEERING

II Year II Semester		L	T	P	C
		0	0	4	2
SKILL ORIENTED COURSE					
IOT APPLICATIONS OF ELECTRICAL ENGINEERING					

Preamble:

The aim of this course is to introduce Internet of Things to simulate real time applications using Arduino/Raspberry Pi.

Course Objectives:

- To understand fundamentals of various technologies of Internet of Things.
- To know various communication technologies used in the Internet of Things.
- To know the connectivity of devices using web and internet in the IoT environment.
- To understand the implementation of IoT by studying case studies like Smart Home, Smart city, etc.

List of Experiments:

Any TEN of the following Experiments are to be conducted

1. Familiarization with Arduino/Raspberry Pi and perform necessary software installation.
2. To interface LED/Buzzer with Arduino/Raspberry Pi and write a program to turn ON LED for 1 sec after every 2 seconds.
3. To interface Push button/Digital sensor (IR/LDR) with Arduino/Raspberry Pi and write a program to turn ON LED when push button is pressed or at sensor detection.
4. To interface temperature sensor with Arduino/Raspberry Pi and write a program to print temperature and humidity readings.
5. To interface Organic Light Emitting Diode (OLED) with Arduino/Raspberry Pi
6. To interface Bluetooth with Arduino/Raspberry Pi and write a program to send sensor data to smartphone using Bluetooth.
7. To interface Bluetooth with Arduino/Raspberry Pi and write a program to turn LED ON/OFF when '1'/'0' is received from smartphone using Bluetooth.
8. Write a program on Arduino/Raspberry Pi to upload and retrieve temperature and humidity data to thingspeak cloud.
9. 7 Segment Display
10. Analog Input & Digital Output
11. Night Light Controlled & Monitoring System
12. Fire Alarm Using Arduino
13. IR Remote Control for Home Appliances
14. A Heart Rate Monitoring System
15. Alexa based Home Automation System

Course Outcomes:

After the completion of the course the student should be able to:

- apply various technologies of Internet of Things to real time applications.
- apply various communication technologies used in the Internet of Things.
- connect the devices using web and internet in the IoT environment.
- implement IoT to study Smart Home, Smart city, etc.



JAWAHARLAL NEHRU TECHNOLOGICAL UNIVERSITY: KAKINADA
KAKINADA – 533 003, Andhra Pradesh, India
DEPARTMENT OF ELECTRICAL AND ELECTRONICS ENGINEERING

COURSE STRUCTURE-R19

COURSE STRUCTURE AND SYLLABUS

For

B. TECH ELECTRICAL AND ELECTRONICS ENGINEERING

(Applicable for batches admitted from 2019-2020)



JAWAHARLAL NEHRU TECHNOLOGICAL UNIVERSITY: KAKINADA

KAKINADA - 533 003, Andhra Pradesh, India



JAWAHARLAL NEHRU TECHNOLOGICAL UNIVERSITY: KAKINADA
KAKINADA – 533 003, Andhra Pradesh, India
DEPARTMENT OF ELECTRICAL AND ELECTRONICS ENGINEERING

COURSE STRUCTURE-R19

I Year – I SEMESTER

Sl. No	Course Code	Subjects	L	T	P	Credits
1	HS1101	English	3	0	0	3
2	BS1101	Mathematics - I	3	0	0	3
3	BS1106	Applied Chemistry	3	0	0	3
4	ES1101	Programming for Problem Solving Using C	3	0	0	3
5	ES1103	Engineering Drawing	1	0	3	2.5
6	HS1102	English Lab	0	0	3	1.5
7	BS1107	Applied Chemistry Lab	0	0	3	1.5
8	ES1102	Programming for Problem Solving Using C Lab	0	0	3	1.5
9	MC1101	Environmental Science	3	0	0	0
Total Credits			16	0	12	19

I Year – II SEMESTER

Sl. No	Course Code	Subjects	L	T	P	Credits
1	BS1202	Mathematics – II	3	0	0	3
2	BS1203	Mathematics – III	3	0	0	3
3	BS1204	Applied Physics	3	0	0	3
4	ES1212	Fundamentals of Computers	3	0	0	3
5	ES1217	Electrical Circuit Analysis - I	3	0	0	3
6	ES1218	Electrical Engineering Workshop	0	0	3	1.5
7	BS1205	Applied Physics Lab	0	0	3	1.5
8	HS1203	Communication Skills Lab	0	1	2	2
9	PR1201	Engineering Exploration Project	0	0	2	1
Total Credits			15	1	10	21



JAWAHARLAL NEHRU TECHNOLOGICAL UNIVERSITY: KAKINADA
KAKINADA – 533 003, Andhra Pradesh, India
DEPARTMENT OF ELECTRICAL AND ELECTRONICS ENGINEERING

COURSE STRUCTURE-R19

II Year – I SEMESTER

S. No	Course Code	Subjects	Category	L	T	P	Credits
1		Electrical Circuit Analysis - II	EE	3	--	--	3
2		Electrical Machines-I	EE	3	--	--	3
3		Electronic Devices and Circuits	ES	3	--	--	3
4		Electro Magnetic Fields	EE	3	--	--	3
5		Thermal and Hydro Prime movers	ES	3	--	--	3
6		Managerial Economics & Financial Analysis	BS	3	--	--	3
7		Thermal and Hydro Laboratory	ES	--	--	3	1.5
8		Electrical Circuits Laboratory	EE	--	--	3	1.5
9		Essence of Indian Traditional Knowledge	MC	3	--	--	0
Total Credits				24	0	6	21

II Year – II SEMESTER

S. No	Course Code	Subjects	Category	L	T	P	Credits
1		Electrical Measurements & Instrumentation	EE	3	--	--	3
2		Electrical Machines-II	EE	3	--	--	3
3		Digital Electronics	ES	3	--	--	3
4		Control Systems	EE	3	--	--	3
5		Power Systems-I	EE	3	--	--	3
6		Signals and Systems	EE	3	--	--	3
7		Electrical Machines -I Laboratory	EE	--	--	3	1.5
8		Electronic Devices & Circuits Laboratory	EE	--	--	3	1.5
9		Professional Ethics and Human Values	MC	3	0	0	0
Total Credits				21	0	6	21



JAWAHARLAL NEHRU TECHNOLOGICAL UNIVERSITY: KAKINADA
KAKINADA – 533 003, Andhra Pradesh, India
DEPARTMENT OF ELECTRICAL AND ELECTRONICS ENGINEERING

COURSE STRUCTURE-R19

III Year – I SEMESTER

S. No	Course Code	Subjects	Category	L	T	P	Credits
1		Power Systems-II	EE	3	--	--	3
2		Power Electronics	EE	3	--	--	3
3		Linear IC Applications	ES	3	--	--	3
4		Digital Signal Processing	EE	3	--	--	3
5		Microprocessors and Microcontrollers	EE	3	--	--	3
6		Electrical Machines-II Laboratory	EE	--	--	3	1.5
7		Control Systems Laboratory	EE	--	--	2	1
8		Electrical Measurements & Instrumentation Laboratory	EE	--	--	3	1.5
9		Socially Relevant Projects	MC	--	--	1	1
Total Credits				15	0	9	20

III Year – II SEMESTER

S. No	Course Code	Subjects	Category	L	T	P	Credits
1		Electric Drives	EE	3	--	--	3
2		Power System Analysis	EE	3	--	--	3
3		Data Structures	ES	3	--	--	3
4		Digital Control Systems	EE	3	--	--	3
5		Elective - I	EL	3	--	--	3
6		Open Elective - I	OE	3	--	--	3
7		Power Electronics Laboratory	EE	--	--	3	1.5
8		Microprocessors & Microcontrollers Laboratory	EE	--	--	3	1.5
9		Employability Skills	MC	3	--	--	0
Total Credits				18		6	21



JAWAHARLAL NEHRU TECHNOLOGICAL UNIVERSITY: KAKINADA
KAKINADA – 533 003, Andhra Pradesh, India
DEPARTMENT OF ELECTRICAL AND ELECTRONICS ENGINEERING

COURSE STRUCTURE-R19

IV Year – I SEMESTER

S. No	Course Code	Subjects	Category	L	T	P	Credits
1		Switchgear & Protection	EE	3	--	--	3
2		OOPs through JAVA	ES	3	--	--	3
3		Renewable Energy Systems	EE	3	--	--	3
4		Elective – II	EL	3	--	--	3
5		Elective - III	EL	3	--	--	3
6		Linear & Digital IC Applications Laboratory	ES	--	--	2	1
7		Power Systems& Simulation Laboratory	EE	--	--	2	1
		Industrial Training /Skill Development Programmes / Research Project	Project	--	--	2	1
8		Project-I	Project			4	2
Total Credits				15	0	10	20

IV Year – II SEMESTER

S. No	Course Code	Subjects	Category	L	T	P	Credits
1		Power System Operation & Control	EE	3	--	--	3
2		Open Elective - II	OE	3	--	--	3
3		Elective - IV	EL	3	--	--	3
4		Project-II	Project	--	--	16	8
Total Credits				09		16	17

BS – Basic Sciences

HS – Humanity Sciences

ES – Engineering Sciences

EE – Electrical Engineering

OE – Open Elective

EL – Elective

Proj- Project

MC–Mandatory Course



JAWAHARLAL NEHRU TECHNOLOGICAL UNIVERSITY: KAKINADA
KAKINADA – 533 003, Andhra Pradesh, India
DEPARTMENT OF ELECTRICAL AND ELECTRONICS ENGINEERING

COURSE STRUCTURE-R19

Elective – I:

1. Digital IC Applications
2. Communication Systems
3. Computer Networks
4. Internet of Things applications to Electrical Engineering
5. VLSI Design
6. Cloud Computing

Elective – II:

1. Utilization of Electrical Energy
2. Data Base Management System
3. Advanced Control Systems
4. Electrical Machine Design
5. Hybrid Electric Vehicles
6. Swayam Course

Elective – III:

1. Operating Systems
2. Neural Networks & Fuzzy Logic
3. High Voltage Engineering
4. Energy Auditing and Demand Side Management
5. Data Analytics with Python
6. Swayam Course

Elective – IV:

1. Electrical Distribution Systems
2. HVAC & DC Transmission
3. Flexible Alternating Current Transmission Systems
4. Power Quality
5. Smart Grid
6. Special Electrical Machines



JAWAHARLAL NEHRU TECHNOLOGICAL UNIVERSITY: KAKINADA
KAKINADA – 533 003, Andhra Pradesh, India
DEPARTMENT OF ELECTRICAL AND ELECTRONICS ENGINEERING

COURSE STRUCTURE-R19

Open Electives offered by EEE Department for Other Branches(Except for EEE Branch)

Open Elective-I:

1. Renewable Energy Sources
2. Essentials of Analog and Digital Electronics
3. Electrical Estimation and Costing
4. Power Electronic Devices & Circuits
5. Fundamentals of Electrical Machines

Open Elective-II:

1. Measurements & Instrumentation
2. Fundamentals of Utilization of Electrical Energy
3. Concepts of Power System Engineering
4. Basics of Control Systems
5. Energy Audit



JAWAHARLAL NEHRU TECHNOLOGICAL UNIVERSITY: KAKINADA
KAKINADA – 533 003, Andhra Pradesh, India
DEPARTMENT OF ELECTRICAL AND ELECTRONICS ENGINEERING

COURSE STRUCTURE-R19

I Year - I Semester		L	T	P	C
		3	0	0	3
ENGLISH (HS1101)					

Introduction

The course is designed to train students in receptive (listening and reading) as well as productive and interactive (speaking and writing) skills by incorporating a comprehensive, coherent and integrated approach that improves the learners' ability to effectively use English language in academic/ workplace contexts. The shift is from *learning about the language* to *using the language*. On successful completion of the compulsory English language course/s in B.Tech., learners would be confident of appearing for international language qualification/proficiency tests such as IELTS, TOEFL, or BEC, besides being able to express themselves clearly in speech and competently handle the writing tasks and verbal ability component of campus placement tests. Activity based teaching-learning methods would be adopted to ensure that learners would engage in actual use of language both in the classroom and laboratory sessions.

Course Objectives

- Facilitate effective listening skills for better comprehension of academic lectures and English spoken by native speakers
- Focus on appropriate reading strategies for comprehension of various academic texts and authentic materials
- Help improve speaking skills through participation in activities such as role plays, discussions and structured talks/oral presentations
- Impart effective strategies for good writing and demonstrate the same in summarizing, writing well organized essays, record and report useful information
- Provide knowledge of grammatical structures and vocabulary and encourage their appropriate use in speech and writing

Learning Outcomes

At the end of the module, the learners will be able to

- understand social or transactional dialogues spoken by native speakers of English and identify the context, topic, and pieces of specific information
- ask and answer general questions on familiar topics and introduce oneself/others
- employ suitable strategies for skimming and scanning to get the general idea of a text and locate specific information
- recognize paragraph structure and be able to match beginnings/endings/headings with paragraphs
- form sentences using proper grammatical structures and correct word forms



JAWAHARLAL NEHRU TECHNOLOGICAL UNIVERSITY: KAKINADA
KAKINADA – 533 003, Andhra Pradesh, India
DEPARTMENT OF ELECTRICAL AND ELECTRONICS ENGINEERING

COURSE STRUCTURE-R19

Unit 1:

Lesson-1: A Drawer full of happiness from “Infotech English”, Maruthi Publications

Lesson-2: Deliverance by Premchand from “The Individual Society”, Pearson Publications.
 (Non-detailed)

Listening: Listening to short audio texts and identifying the topic. Listening to short audio texts and identifying the context and specific pieces of information to answer a series of questions both in speaking and writing.

Speaking: Asking and answering general questions on familiar topics such as home, family, work, studies and interests. Self introductions and introducing others.

Reading: Skimming text to get the main idea. Scanning to look for specific pieces of information.

Reading for Writing: Paragraph writing (specific topics) using suitable cohesive devices; linkers, sign posts and transition signals; mechanics of writing - punctuation, capital letters.

Vocabulary: Technical vocabulary from across technical branches (20) GRE Vocabulary (20) (Antonyms and Synonyms, Word applications) Verbal reasoning and sequencing of words.

Grammar: Content words and function words; word forms: verbs, nouns, adjectives and adverbs; nouns: countables and uncountables; singular and plural basic sentence structures; simple question form - wh-questions; word order in sentences.

Pronunciation: Vowels, Consonants, Plural markers and their realizations

Unit 2:

Lesson-1: Nehru’s letter to his daughter Indira on her birthday from “Infotech English”, Maruthi Publications

Lesson-2: Bosom Friend by Hira Bansode from “The Individual Society”, Pearson Publications. (Non-detailed)

Listening: Answering a series of questions about main idea and supporting ideas after listening to audio texts, both in speaking and writing.

Speaking: Discussion in pairs/ small groups on specific topics followed by short structured talks. Functional English: Greetings and leave takings.



JAWAHARLAL NEHRU TECHNOLOGICAL UNIVERSITY: KAKINADA
KAKINADA – 533 003, Andhra Pradesh, India
DEPARTMENT OF ELECTRICAL AND ELECTRONICS ENGINEERING

COURSE STRUCTURE-R19

Reading: Identifying sequence of ideas; recognizing verbal techniques that help to link the ideas in a paragraph together.

Reading for Writing: Summarizing - identifying main idea/s and rephrasing what is read; avoiding redundancies and repetitions.

Vocabulary: Technical vocabulary from across technical branches (20 words). GRE Vocabulary Analogies (20 words) (Antonyms and Synonyms, Word applications)

Grammar: Use of articles and zero article; prepositions.

Pronunciation: Past tense markers, word stress-di-syllabic words

Unit 3:

Lesson-1: Stephen Hawking-Positivity ‘Benchmark’ from “**Infotech English**”, Maruthi Publications

Lesson-2: Shakespeare’s Sister by Virginia Woolf from “**The Individual Society**”, Pearson Publications. (Non-detailed)

Listening: Listening for global comprehension and summarizing what is listened to, both in speaking and writing.

Speaking: Discussing specific topics in pairs or small groups and reporting what is discussed. Functional English: Complaining and Apologizing.

Reading: Reading a text in detail by making basic inferences - recognizing and interpreting specific context clues; strategies to use text clues for comprehension. Critical reading.

Reading for Writing: Summarizing - identifying main idea/s and rephrasing what is read; avoiding redundancies and repetitions. Letter writing-types, format and principles of letter writing. E-mail etiquette, Writing CV’s.

Vocabulary: Technical vocabulary from across technical branches (20 words). GRE Vocabulary (20 words) (Antonyms and Synonyms, Word applications) Association, sequencing of words

Grammar: Verbs - tenses; subject-verb agreement; direct and indirect speech, reporting verbs for academic purposes.

Pronunciation: word stress-poly-syllabic words



JAWAHARLAL NEHRU TECHNOLOGICAL UNIVERSITY: KAKINADA
KAKINADA – 533 003, Andhra Pradesh, India
DEPARTMENT OF ELECTRICAL AND ELECTRONICS ENGINEERING

COURSE STRUCTURE-R19

Unit 4:

Lesson-1: Liking a Tree, Unbowed: Wangari Maathai-biography from “**Infotech English**”, Maruthi Publications

Lesson-2: Telephone Conversation-Wole Soyinka from “**The Individual Society**”, Pearson Publications. (Non-detailed)

Listening: Making predictions while listening to conversations/ transactional dialogues without video (only audio); listening to audio-visual texts.

Speaking: Role plays for practice of conversational English in academic contexts (formal and informal) - asking for and giving information/directions. Functional English: Permissions, Requesting, Inviting.

Reading: Studying the use of graphic elements in texts to convey information, reveal trends/patterns/relationships, communicative process or display complicated data.

Reading for Writing: Information transfer; describe, compare, contrast, identify significance/trends based on information provided in figures/charts/graphs/tables. Writing SOP, writing for media.

Vocabulary: Technical vocabulary from across technical branches (20 words) GRE Vocabulary (20 words) (Antonyms and Synonyms, Word applications) Cloze Encounters.

Grammar: Quantifying expressions - adjectives and adverbs; comparing and contrasting; degrees of comparison; use of antonyms

Pronunciation: Contrastive Stress

Unit 5:

Lesson-1: Stay Hungry-Stay foolish from “**Infotech English**”, Maruthi Publications

Lesson-2: Still I Rise by Maya Angelou from “**The Individual Society**”, Pearson Publications. (Non-detailed)

Listening: Identifying key terms, understanding concepts and interpreting the concepts both in speaking and writing.



JAWAHARLAL NEHRU TECHNOLOGICAL UNIVERSITY: KAKINADA
KAKINADA – 533 003, Andhra Pradesh, India
DEPARTMENT OF ELECTRICAL AND ELECTRONICS ENGINEERING

COURSE STRUCTURE-R19

Speaking: Formal oral presentations on topics from academic contexts - without the use of PPT slides. Functional English: Suggesting/Opinion giving.

Reading: Reading for comprehension. RAP Strategy Intensive reading and Extensive reading techniques.

Reading for Writing: Writing academic proposals- writing research articles: format and style.

Vocabulary: Technical vocabulary from across technical branches (20 words) GRE Vocabulary (20 words) (Antonyms and Synonyms, Word applications) Coherence, matching emotions.

Grammar: Editing short texts – identifying and correcting common errors in grammar and usage (articles, prepositions, tenses, subject verb agreement)

Pronunciation: Stress in compound words

Prescribed text books for theory:

1. “**Infotech English**”, Maruthi Publications. (Detailed)
2. “**The Individual Society**”, Pearson Publications. (Non-detailed)

Reference books:

1. Bailey, Stephen. Academic writing: A handbook for international students. Routledge, 2014.
2. Chase, Becky Tarver. Pathways: Listening, Speaking and Critical Thinking. Heinley ELT; 2nd Edition, 2018.
3. Skillful Level 2 Reading & Writing Student's Book Pack (B1) Macmillan Educational.
4. Hewings, Martin. Cambridge Academic English (B2). CUP, 2012.



JAWAHARLAL NEHRU TECHNOLOGICAL UNIVERSITY: KAKINADA
KAKINADA – 533 003, Andhra Pradesh, India
DEPARTMENT OF ELECTRICAL AND ELECTRONICS ENGINEERING

COURSE STRUCTURE-R19

I Year - I Semester		L	T	P	C
		3	0	0	3
MATHEMATICS-I (BS1101) (Common to all Branch's for I Year B. Tech)					

Course Objectives:

- This course will illuminate the students in the concepts of calculus.
- To enlighten the learners in the concept of differential equations and multivariable calculus.
- To equip the students with standard concepts and tools at an intermediate to advanced level mathematics to develop the confidence and ability among the students to handle various real world problems and their applications.

Course Outcomes: At the end of the course, the student will be able to

- utilize mean value theorems to real life problems (L3)
- solve the differential equations related to various engineering fields (L3)
- familiarize with functions of several variables which is useful in optimization (L3)
- Apply double integration techniques in evaluating areas bounded by region (L3)
- students will also learn important tools of calculus in higher dimensions. Students will become familiar with 2- dimensional and 3-dimensional coordinate systems (L5)

UNIT I: Sequences, Series and Mean value theorems:

(10 hrs)

Sequences and Series: Convergences and divergence – Ratio test – Comparison tests – Integral test – Cauchy's root test – Alternate series – Leibnitz's rule.

Mean Value Theorems (without proofs): Rolle's Theorem – Lagrange's mean value theorem – Cauchy's mean value theorem – Taylor's and Maclaurin's theorems with remainders.



JAWAHARLAL NEHRU TECHNOLOGICAL UNIVERSITY: KAKINADA
KAKINADA – 533 003, Andhra Pradesh, India
DEPARTMENT OF ELECTRICAL AND ELECTRONICS ENGINEERING

COURSE STRUCTURE-R19

UNIT II: Differential equations of first order and first degree: (10 hrs)

Linear differential equations – Bernoulli's equations – Exact equations and equations reducible to exact form.

Applications: Newton's Law of cooling – Law of natural growth and decay – Orthogonal trajectories – Electrical circuits.

UNIT III: Linear differential equations of higher order: (10 hrs)

Non-homogeneous equations of higher order with constant coefficients – with non-homogeneous term of the type e^{ax} , $\sin ax$, $\cos ax$, polynomials in x^n , $e^{ax} V(x)$ and $x^n V(x)$ – Method of Variation of parameters.

Applications: LCR circuit, Simple Harmonic motion.

UNIT IV: Partial differentiation: (10 hrs)

Introduction – Homogeneous function – Euler's theorem – Total derivative – Chain rule – Jacobian – Functional dependence – Taylor's and Mc Laurent's series expansion of functions of two variables.

Applications: Maxima and Minima of functions of two variables without constraints and Lagrange's method (with constraints).

UNIT V: Multiple integrals: (8 hrs)

Double and Triple integrals – Change of order of integration – Change of variables.

Applications: Finding Areas and Volumes.

Text Books:

1. **B. S. Grewal**, Higher Engineering Mathematics, 43rd Edition, Khanna Publishers.
2. **B. V. Ramana**, Higher Engineering Mathematics, 2007 Edition, Tata Mc. Graw Hill Education.

Reference Books:

1. **Erwin Kreyszig**, Advanced Engineering Mathematics, 10th Edition, Wiley-India.
2. **Joel Hass, Christopher Heil and Maurice D. Weir**, Thomas calculus, 14th Edition, Pearson.
3. **Lawrence Turyn**, Advanced Engineering Mathematics, CRC Press, 2013.
4. **Srimantha Pal, S C Bhunia**, Engineering Mathematics, Oxford University Press.



JAWAHARLAL NEHRU TECHNOLOGICAL UNIVERSITY: KAKINADA
KAKINADA – 533 003, Andhra Pradesh, India
DEPARTMENT OF ELECTRICAL AND ELECTRONICS ENGINEERING

COURSE STRUCTURE-R19

I Year - I Semester		L	T	P	C
		3	0	0	3
APPLIED CHEMISTRY (BS1106)					

Knowledge of basic concepts of Chemistry for Engineering students will help them as professional engineers later in design and material selection, as well as utilizing the available resources.

Learning Objectives:

- **Importance** of usage of plastics in household appliances and composites (FRP) in aerospace and automotive industries.
- **Outline** the basics for the construction of electrochemical cells, batteries and fuel cells. Understand the mechanism of corrosion and how it can be prevented.
- **Express** the increase in demand as wide variety of advanced materials are introduced; which have excellent engineering properties.
- **Explain** the crystal structures, and the preparation of semiconductors. Magnetic properties are also studied.
- **Recall** the increase in demand for power and hence alternative sources of power are studied due to depleting sources of fossil fuels. Advanced instrumental techniques are introduced.

UNIT I POLYMER TECHNOLOGY

Polymerisation:- Introduction-methods of polymerization (emulsion and suspension)-physical and mechanical properties.

Plastics: Compounding-fabrication (compression, injection, blown film, extrusion) - preparation, properties and applications of PVC, polycarbonates and Bakelite-mention some examples of plastic materials used in electronic gadgets, recycling of e-plastic waste.

Elastomers:- Natural rubber-drawbacks-vulcanization-preparation, properties and applications of synthetic rubbers (Buna S, thiokol and polyurethanes).

Composite materials: Fiber reinforced plastics-conducting polymers-biodegradable polymers-biopolymers-biomedical polymers.

Learning Outcomes: At the end of this unit, the students will be able to

- **Outline** the properties of polymers and various additives added and different methods of forming plastic materials.
- **Explain** the preparation, properties and applications of some plastic materials.
- **Interpret** the mechanism of conduction in conducting polymers .
- **Discuss** natural and synthetic rubbers and their applications.

UNIT II: ELECTROCHEMICAL CELLS AND CORROSION



JAWAHARLAL NEHRU TECHNOLOGICAL UNIVERSITY: KAKINADA
KAKINADA – 533 003, Andhra Pradesh, India
DEPARTMENT OF ELECTRICAL AND ELECTRONICS ENGINEERING

COURSE STRUCTURE-R19

Single electrode potential-Electrochemical series and uses of series-standard hydrogen electrode, calomel electrode-concentration cell-construction of glass electrode-Batteries: Dry cell, Ni-Cd cells, Ni-Metal hydride cells, Li ion battery, zinc air cells–Fuel cells: H₂-O₂, CH₃OH-O₂, phosphoric acid, molten carbonate.

Corrosion:- Definition-theories of corrosion (chemical and electrochemical)-galvanic corrosion, differential aeration corrosion, stress corrosion, waterline corrosion-passivity of metals-galvanic series-factors influencing rate of corrosion-corrosion control (proper designing, cathodic protection)-Protective coatings: Surface preparation, cathodic and anodic coatings, electroplating, electroless plating (nickel). Paints (constituents, functions, special paints).

Learning Outcomes: At the end of this unit, the students will be able to

- **Explain** the theory of construction of battery and fuel cells.
- **Categorize** the reasons for corrosion and study some methods of corrosion control.

UNIT III: MATERIAL CHEMISTRY

Part I : Non-elemental semiconducting materials:- Stoichiometric, controlled valency & chalcogen photo/semiconductors-preparation of semiconductors (distillation, zone refining, Czochralski crystal pulling, epitaxy, diffusion, ion implantation) - Semiconductor devices (p-n junction diode as rectifier, junction transistor).

Insulators & magnetic materials: electrical insulators-ferro and ferri magnetism-Hall effect and its applications.

Part II:

Nano materials:- Introduction-sol-gel method- characterization by BET, SEM and TEM methods-applications of graphene-carbon nanotubes and fullerenes: Types, preparation and applications

Liquid crystals:- Introduction-types-applications.

Super conductors:-Type –I, Type II-characteristics and applications

Learning Outcomes: At the end of this unit, the students will be able to

- **Understand** the importance of materials like nanomaterials and fullerenes and their uses.
- **Understand** liquid crystals and superconductors.
- **Understand** the preparation of semiconductors.

UNIT IV: ADVANCED CONCEPTS/TOPICS IN CHEMISTRY

Computational chemistry: Introduction, Ab Initio studies

Molecular switches: characteristics of molecular motors and machines, Rotaxanes and Catenanes as artificial molecular machines, prototypes – linear motions in rotaxanes, an acid-base controlled molecular shuttle, a molecular elevator, an autonomous light-powered molecular motor

Learning Outcomes: At the end of this unit, the students will be able to

- **Obtain** the knowledge of computational chemistry
- **Understand** importance molecular machines



JAWAHARLAL NEHRU TECHNOLOGICAL UNIVERSITY: KAKINADA
KAKINADA – 533 003, Andhra Pradesh, India
DEPARTMENT OF ELECTRICAL AND ELECTRONICS ENGINEERING

COURSE STRUCTURE-R19

UNIT V: SPECTROSCOPIC TECHNIQUES & NON CONVENTIONAL ENERGY SOURCES

Part A: SPECTROSCOPIC TECHNIQUES

Electromagnetic spectrum-UV (laws of absorption, instrumentation, theory of electronic spectroscopy, Frank-condon principle, chromophores and auxochromes, intensity shifts, applications), FT-IR (instrumentation and IR of some organic compounds, applications)-magnetic resonance imaging and CT scan (procedure & applications).

Part B: NON CONVENTIONAL ENERGY SOURCES

Design, working, schematic diagram, advantages and disadvantages of photovoltaic cell, hydropower, geothermal power, tidal and wave power, ocean thermal energy conversion.

Learning Outcomes: *At the end of this unit, the students will be able to*

- understand the principles of different analytical instruments.
- explain the different applications of analytical instruments.
- design sources of energy by different natural sources.

Standard Books:

1. Engineering Chemistry by Jain and Jain; Dhanpat Rai Publishing Co.

Reference Books:

1. Engineering Chemistry by Shikha Agarwal; Cambridge University Press, 2019 edition.



JAWAHARLAL NEHRU TECHNOLOGICAL UNIVERSITY: KAKINADA
KAKINADA – 533 003, Andhra Pradesh, India
DEPARTMENT OF ELECTRICAL AND ELECTRONICS ENGINEERING

COURSE STRUCTURE-R19

I Year - I Semester		L	T	P	C
		3	0	0	3
PROGRAMMING FOR PROBLEM SOLVING USING C (ES1101)					

COURSE OBJECTIVES:

The objectives of Programming for Problem Solving Using C are

- 1) To learn about the computer systems, computing environments, developing of a computer program and Structure of a C Program
- 2) To gain knowledge of the operators, selection, control statements and repetition in C
- 3) To learn about the design concepts of arrays, strings, enumerated structure and union types. To learn about their usage.
- 4) To assimilate about pointers, dynamic memory allocation and know the significance of Preprocessor.
- 5) To assimilate about File I/O and significance of functions

UNIT I

Introduction to Computers: Creating and running Programs, Computer Numbering System, Storing Integers, Storing Real Numbers

Introduction to the C Language: Background, C Programs, Identifiers, Types, Variable, Constants, Input/output, Programming Examples, Scope, Storage Classes and Type Qualifiers.

Structure of a C Program: Expressions Precedence and Associativity, Side Effects, Evaluating Expressions, Type Conversion Statements, Simple Programs, Command Line Arguments.

UNIT II

Bitwise Operators: Exact Size Integer Types, Logical Bitwise Operators, Shift Operators.

Selection & Making Decisions: Logical Data and Operators, Two Way Selection, Multiway Selection, More Standard Functions

Repetition: Concept of Loop, Pretest and Post-test Loops, Initialization and Updating, Event and Counter Controlled Loops, Loops in C, Other Statements Related to Looping, Looping Applications, Programming Examples

UNIT III

Arrays: Concepts, Using Array in C, Array Application, Two Dimensional Arrays, Multidimensional Arrays, Programming Example – Calculate Averages

Strings: String Concepts, C String, String Input / Output Functions, Arrays of Strings, String Manipulation Functions String/ Data Conversion, A Programming Example – Morse Code

Enumerated, Structure, and Union: The Type Definition (Type def), Enumerated Types, Structure, Unions, and Programming Application

UNIT IV



JAWAHARLAL NEHRU TECHNOLOGICAL UNIVERSITY: KAKINADA
KAKINADA – 533 003, Andhra Pradesh, India
DEPARTMENT OF ELECTRICAL AND ELECTRONICS ENGINEERING

COURSE STRUCTURE-R19

Pointers: Introduction, Pointers to pointers, Compatibility, L value and R value

Pointer Applications: Arrays, and Pointers, Pointer Arithmetic and Arrays, Memory Allocation Function, Array of Pointers, Programming Application

Processor Commands: Processor Commands

UNIT V

Functions: Designing, Structured Programs, Function in C, User Defined Functions, Inter-Function Communication, Standard Functions, Passing Array to Functions, Passing Pointers to Functions, Recursion

Text Input / Output: Files, Streams, Standard Library Input / Output Functions, Formatting Input / Output Functions, Character Input / Output Functions

Binary Input / Output: Text versus Binary Streams, Standard Library, Functions for Files, Converting File Type.

TEXT BOOKS:

1. Programming for Problem Solving, Behrouz A. Forouzan, Richard F. Gilberg, CENGAGE
2. The C Programming Language, Brian W. Kernighan, Dennis M. Ritchie, 2e, Pearson

REFERENCES:

1. Computer Fundamentals and Programming, Sumithabha Das, Mc Graw Hill
2. Programming in C, Ashok N. Kamthane, Amit Kamthane, Pearson
3. Computer Fundamentals and Programming in C, Pradip Dey, Manas Ghosh, OXFORD

COURSE OUTCOMES:

Upon the completion of the course the student will learn

- 1) To write algorithms and to draw flowcharts for solving problems
- 2) To convert flowcharts/algorithms to C Programs, compile and debug programs
- 3) To use different operators, data types and write programs that use two-way/ multi-way selection
- 4) To select the best loop construct for a given problem
- 5) To design and implement programs to analyze the different pointer applications
- 6) To decompose a problem into functions and to develop modular reusable code
- 7) To apply File I/O operations



JAWAHARLAL NEHRU TECHNOLOGICAL UNIVERSITY: KAKINADA
KAKINADA – 533 003, Andhra Pradesh, India
DEPARTMENT OF ELECTRICAL AND ELECTRONICS ENGINEERING

COURSE STRUCTURE-R19

I Year - I Semester	L	T	P	C
	1	0	3	2.5
ENGINEERING DRAWING (ES1103)				

Course Objective: Engineering drawing being the principal method of communication for engineers, the objective is to introduce the students, the techniques of constructing the various types of polygons, curves and scales. The objective is also to visualize and represent the 3D objects in 2D planes with proper dimensioning, scaling etc.

Unit I

Objective: To introduce the students to use drawing instruments and to draw polygons, Engg. Curves.

Polygons: Constructing regular polygons by general methods, inscribing and describing polygons on circles.

Curves: Parabola, Ellipse and Hyperbola by general and special methods, cycloids, involutes, tangents & normals for the curves.

Scales: Plain scales, diagonal scales and vernier scales

Unit II

Objective: To introduce the students to use orthographic projections, projections of points & simple lines. To make the students draw the projections of the lines inclined to both the planes.

Orthographic Projections: Reference plane, importance of reference lines, projections of points in various quadrants, projections of lines, line parallel to both the planes, line parallel to one plane and inclined to other plane.

Projections of straight lines inclined to both the planes, determination of true lengths, angle of inclination and traces.

Unit III

Objective: The objective is to make the students draw the projections of the plane inclined to both the planes.

Projections of planes: regular planes perpendicular/parallel to one reference plane and inclined to the other reference plane; inclined to both the reference planes.

Unit IV

Objective: The objective is to make the students draw the projections of the various types of solids in different positions inclined to one of the planes.

Projections of Solids – Prisms, Pyramids, Cones and Cylinders with the axis inclined to both the planes.

Unit V



JAWAHARLAL NEHRU TECHNOLOGICAL UNIVERSITY: KAKINADA
KAKINADA – 533 003, Andhra Pradesh, India
DEPARTMENT OF ELECTRICAL AND ELECTRONICS ENGINEERING

COURSE STRUCTURE-R19

Objective: The objective is to represent the object in 3D view through isometric views. The student will be able to represent and convert the isometric view to orthographic view and vice versa.

Conversion of isometric views to orthographic views; Conversion of orthographic views to isometric views.

Computer Aided Design, Drawing practice using Auto CAD, Creating 2D&3D drawings of objects using Auto CAD

Note:In the End Examination there will be no question from CAD.

TEXT BOOKS:

1. Engineering Drawing by N.D. Butt, Chariot Publications
2. Engineering Drawing by Agarwal & Agarwal, Tata McGraw Hill Publishers

REFERENCE BOOKS:

1. Engineering Drawing by K.L.Narayana & P. Kannaiah, Scitech Publishers
2. Engineering Graphics for Degree by K.C. John, PHI Publishers
3. Engineering Graphics by PI Varghese, McGrawHill Publishers
4. Engineering Drawing + AutoCad – K Venugopal, V. Prabhu Raja, New Age

Course Outcome: The student will learn how to visualize 2D & 3D objects.



JAWAHARLAL NEHRU TECHNOLOGICAL UNIVERSITY: KAKINADA
KAKINADA – 533 003, Andhra Pradesh, India
DEPARTMENT OF ELECTRICAL AND ELECTRONICS ENGINEERING

COURSE STRUCTURE-R19

I Year - I Semester		L	T	P	C
		0	0	3	1.5
ENGLISH LAB (HS1102)					

UNIT I:

Vowels, Consonants, Pronunciation, Phonetic Transcription

UNIT II:

Past tense markers, word stress-di-syllabic words, Poly-Syllabic words

UNIT III:

Rhythm & Intonation

UNIT IV:

Contrastive Stress (Homographs)

UNIT V:

Word Stress: Weak and Strong forms
 Stress in compound words

References books:

1. Infotech English, Maruthi Publications (with Compact Disc).
2. Exercises in Spoken English Part 1,2,3,4, OUP and CIEFL.
3. English Pronunciation in use- Mark Hancock, Cambridge University Press.
4. English Phonetics and Phonology-Peter Roach, Cambridge University Press.
5. English Pronunciation in use- Mark Hewings, Cambridge University Press.
6. English Pronunciation Dictionary- Daniel Jones, Cambridge University Press.
7. English Phonetics for Indian Students- P. Bala Subramanian, Mac Millan Publications.



JAWAHARLAL NEHRU TECHNOLOGICAL UNIVERSITY: KAKINADA
KAKINADA – 533 003, Andhra Pradesh, India
DEPARTMENT OF ELECTRICAL AND ELECTRONICS ENGINEERING

COURSE STRUCTURE-R19

I Year - I Semester		L	T	P	C
		0	0	3	1.5
APPLIED CHEMISTRY LAB (BS1107)					

Introduction to Chemistry laboratory – Molarity, normality, primary, secondary standard solutions,
 volumetric titrations, quantitative analysis

1. Determination of HCl using standard Na_2CO_3 solution.
2. Determination of alkalinity of a sample containing Na_2CO_3 and NaOH.
3. Determination of Mn (II) using standard oxalic acid solution.
4. Determination of ferrous iron using standard $\text{K}_2\text{Cr}_2\text{O}_7$ solution.
5. Determination of copper (II) using standard hypo solution.
6. Determination of temporary and permanent hardness of water using standard EDTA solution.
7. Determination of iron (III) by a colorimetric method.
8. Determination of the concentration of acetic acid using sodium hydroxide (pH-metry method).
9. Determination of the concentration of strong acid vs strong base (by conductometric method).
10. Determination of strong acid vs strong base (by potentiometric method).
11. Determination of Mg^{+2} present in an antacid.
12. Determination of CaCO_3 present in an egg shell.
13. Estimation of Vitamin C.
14. Determination of phosphoric content in soft drinks.
15. Adsorption of acetic acid by charcoal.
16. Preparation of nylon-6, 6 and Bakelite (demonstration only).

Of the above experiments at-least 10 assessment experiments should be completed in a semester.

Outcomes: The students entering into the professional course have practically very little exposure to lab classes. The experiments introduce volumetric analysis; redox titrations with different indicators; EDTA titrations; then they are exposed to a few instrumental methods of chemical analysis. Thus at the end of the lab course, the student is exposed to different methods of chemical analysis and use of some commonly employed instruments. They thus acquire some experimental skills.

Reference Books

1. A Textbook of Quantitative Analysis, Arthur J. Vogel.



JAWAHARLAL NEHRU TECHNOLOGICAL UNIVERSITY: KAKINADA
KAKINADA – 533 003, Andhra Pradesh, India
DEPARTMENT OF ELECTRICAL AND ELECTRONICS ENGINEERING

COURSE STRUCTURE-R19

I Year - I Semester		L	T	P	C
		0	0	3	1.5
PROGRAMMING FOR PROBLEM SOLVING USING C LAB (ES1202)					

Course Objectives:

- 1) Apply the principles of C language in problem solving.
- 2) To design flowcharts, algorithms and knowing how to debug programs.
- 3) To design & develop of C programs using arrays, strings pointers & functions.
- 4) To review the file operations, preprocessor commands.

Exercise 1:

1. Write a C program to print a block F using hash (#), where the F has a height of six characters and width of five and four characters.
2. Write a C program to compute the perimeter and area of a rectangle with a height of 7 inches and width of 5 inches.
3. Write a C program to display multiple variables.

Exercise 2:

1. Write a C program to calculate the distance between the two points.
2. Write a C program that accepts 4 integers p, q, r, s from the user where r and s are positive and p is even. If q is greater than r and s is greater than p and if the sum of r and s is greater than the sum of p and q print "Correct values", otherwise print "Wrong values".

Exercise 3:

1. Write a C program to convert a string to a long integer.
2. Write a program in C which is a Menu-Driven Program to compute the area of the various geometrical shape.
3. Write a C program to calculate the factorial of a given number.

Exercise 4:

1. Write a program in C to display the n terms of even natural number and their sum.
2. Write a program in C to display the n terms of harmonic series and their sum.
 $1 + 1/2 + 1/3 + 1/4 + 1/5 \dots 1/n$ terms.
3. Write a C program to check whether a given number is an Armstrong number or not.

Exercise 5:

1. Write a program in C to print all unique elements in an array.
2. Write a program in C to separate odd and even integers in separate arrays.
3. Write a program in C to sort elements of array in ascending order.

Exercise 6:

1. Write a program in C for multiplication of two square Matrices.
2. Write a program in C to find transpose of a given matrix.



JAWAHARLAL NEHRU TECHNOLOGICAL UNIVERSITY: KAKINADA
KAKINADA – 533 003, Andhra Pradesh, India
DEPARTMENT OF ELECTRICAL AND ELECTRONICS ENGINEERING

COURSE STRUCTURE-R19

Exercise 7:

1. Write a program in C to search an element in a row wise and column wise sorted matrix.
2. Write a program in C to print individual characters of string in reverse order.

Exercise 8:

1. Write a program in C to compare two strings without using string library functions.
2. Write a program in C to copy one string to another string.

Exercise 9:

1. Write a C Program to Store Information Using Structures with Dynamically Memory Allocation
2. Write a program in C to demonstrate how to handle the pointers in the program.

Exercise 10:

1. Write a program in C to demonstrate the use of & (address of) and *(value at address) operator.
2. Write a program in C to add two numbers using pointers.

Exercise 11:

1. Write a program in C to add numbers using call by reference.
2. Write a program in C to find the largest element using Dynamic Memory Allocation.

Exercise 12:

1. Write a program in C to swap elements using call by reference.
2. Write a program in C to count the number of vowels and consonants in a string using a pointer.

Exercise 13:

1. Write a program in C to show how a function returning pointer.
2. Write a C program to find sum of n elements entered by user. To perform this program, allocate memory dynamically using malloc() function.

Exercise 14:

1. Write a C program to find sum of n elements entered by user. To perform this program, allocate memory dynamically using calloc() function. Understand the difference between the above two programs
2. Write a program in C to convert decimal number to binary number using the function.

Exercise 15:

1. Write a program in C to check whether a number is a prime number or not using the function.
2. Write a program in C to get the largest element of an array using the function.

Exercise 16:

1. Write a program in C to append multiple lines at the end of a text file.
2. Write a program in C to copy a file in another name.
3. Write a program in C to remove a file from the disk.



JAWAHARLAL NEHRU TECHNOLOGICAL UNIVERSITY: KAKINADA
KAKINADA – 533 003, Andhra Pradesh, India
DEPARTMENT OF ELECTRICAL AND ELECTRONICS ENGINEERING

COURSE STRUCTURE-R19

Course Outcomes:

By the end of the Lab, the student

- 1) Gains Knowledge on various concepts of a C language.
- 2) Able to draw flowcharts and write algorithms.
- 3) Able design and development of C problem solving skills.
- 4) Able to design and develop modular programming skills.
- 5) Able to trace and debug a program



JAWAHARLAL NEHRU TECHNOLOGICAL UNIVERSITY: KAKINADA
KAKINADA – 533 003, Andhra Pradesh, India
DEPARTMENT OF ELECTRICAL AND ELECTRONICS ENGINEERING

COURSE STRUCTURE-R19

I Year - I Semester		L	T	P	C
		3	0	0	0
ENVIRONMENTAL SCIENCE (MC1101)					

Learning Objectives:

The objectives of the course are to impart:

- Overall understanding of the natural resources.
- Basic understanding of the ecosystem and its diversity.
- Acquaintance on various environmental challenges induced due to unplanned anthropogenic activities.
- An understanding of the environmental impact of developmental activities.
- Awareness on the social issues, environmental legislation and global treaties.

UNIT-I:

Multidisciplinary nature of Environmental Studies: Definition, Scope and Importance – Sustainability: Stockholm and Rio Summit–Global Environmental Challenges: Global warming and climate change, acid rains, ozone layer depletion, population growth and explosion, effects;. Role of information technology in environment and human health.

Ecosystems: Concept of an ecosystem. - Structure and function of an ecosystem; Producers, consumers and decomposers. - Energy flow in the ecosystem - Ecological succession. - Food chains, food webs and ecological pyramids; Introduction, types, characteristic features, structure and function of Forest ecosystem, Grassland ecosystem, Desert ecosystem, Aquatic ecosystems.

UNIT-II:

Natural Resources: Natural resources and associated problems.

Forest resources: Use and over – exploitation, deforestation – Timber extraction – Mining, dams and other effects on forest and tribal people.

Water resources: Use and over utilization of surface and ground water – Floods, drought, conflicts over water, dams – benefits and problems.

Mineral resources: Use and exploitation, environmental effects of extracting and using mineral resources.

Food resources: World food problems, changes caused by non-agriculture activities-effects of modern agriculture, fertilizer-pesticide problems, water logging, salinity.

Energy resources: Growing energy needs, renewable and non-renewable energy sources use of alternate energy sources.

Land resources: Land as a resource, land degradation, Wasteland reclamation, man induced landslides, soil erosion and desertification; Role of an individual in conservation of natural resources; Equitable use of resources for sustainable lifestyles.



JAWAHARLAL NEHRU TECHNOLOGICAL UNIVERSITY: KAKINADA
KAKINADA – 533 003, Andhra Pradesh, India
DEPARTMENT OF ELECTRICAL AND ELECTRONICS ENGINEERING

COURSE STRUCTURE-R19

UNIT-III:

Biodiversity and its conservation: Definition: genetic, species and ecosystem diversity-classification - Value of biodiversity: consumptive use, productive use, social-Biodiversity at national and local levels. India as a mega-diversity nation - Hot-spots of biodiversity - Threats to biodiversity: habitat loss, man-wildlife conflicts. - Endangered and endemic species of India – Conservation of biodiversity: conservation of biodiversity.

UNIT – IV Environmental Pollution: Definition, Cause, effects and control measures of Air pollution, Water pollution, Soil pollution, Noise pollution, Nuclear hazards. Role of an individual in prevention of pollution. - Pollution case studies, Sustainable Life Studies. Impact of Fire Crackers on Men and his well being.

Solid Waste Management: Sources, Classification, effects and control measures of urban and industrial solid wastes. Consumerism and waste products, Biomedical, Hazardous and e – waste management.

UNIT – V Social Issues and the Environment: Urban problems related to energy -Water conservation, rain water harvesting-Resettlement and rehabilitation of people; its problems and concerns. Environmental ethics: Issues and possible solutions. Environmental Protection Act - Air (Prevention and Control of Pollution) Act. –Water (Prevention and control of Pollution) Act -Wildlife Protection Act -Forest Conservation Act-Issues involved in enforcement of environmental legislation. -Public awareness.

Environmental Management: Impact Assessment and its significance various stages of EIA, preparation of EMP and EIS, Environmental audit. Ecotourism, Green Campus – Green business and Green politics.

The student should Visit an Industry / Ecosystem and submit a report individually on any issues related to Environmental Studies course and make a power point presentation.

Text Books:

1. Environmental Studies, K. V. S. G. Murali Krishna, VGS Publishers, Vijayawada
2. Environmental Studies, R. Rajagopalan, 2nd Edition, 2011, Oxford University Press.
3. Environmental Studies, P. N. Palanisamy, P. Manikandan, A. Geetha, and K. Manjula Rani; Pearson Education, Chennai

Reference:

1. Text Book of Environmental Studies, Deeshita Dave & P. Udaya Bhaskar, Cengage Learning.
2. A Textbook of Environmental Studies, Shaashi Chawla, TMH, New Delhi
3. Environmental Studies, Benny Joseph, Tata McGraw Hill Co, New Delhi
4. Perspectives in Environment Studies, Anubha Kaushik, C P Kaushik, New Age International Publishers, 2014



JAWAHARLAL NEHRU TECHNOLOGICAL UNIVERSITY: KAKINADA
KAKINADA – 533 003, Andhra Pradesh, India
DEPARTMENT OF ELECTRICAL AND ELECTRONICS ENGINEERING

COURSE STRUCTURE-R19

I Year - II Semester		L	T	P	C
		3	0	0	3
MATHEMATICS - II (BS1202) (Common to all Branch's for I Year B. Tech)					

Course Objectives:

- To instruct the concept of Matrices in solving linear algebraic equations
- To elucidate the different numerical methods to solve nonlinear algebraic equations
- To disseminate the use of different numerical techniques for carrying out numerical integration.
- To equip the students with standard concepts and tools at an intermediate to advanced level mathematics to develop the confidence and ability among the students to handle various real world problems and their applications.

Course Outcomes: At the end of the course, the student will be able to

- develop the use of matrix algebra techniques that is needed by engineers for practical applications (L6)
- solve system of linear algebraic equations using Gauss elimination, Gauss Jordan, Gauss Seidel (L3)
- evaluate approximating the roots of polynomial and transcendental equations by different algorithms (L5)
- apply Newton's forward & backward interpolation and Lagrange's formulae for equal and unequal intervals (L3)
- apply different algorithms for approximating the solutions of ordinary differential equations to its analytical computations (L3)

Unit I: Solving systems of linear equations, Eigen values and Eigen vectors: (10 hrs)

Rank of a matrix by echelon form and normal form – Solving system of homogeneous and non-homogeneous equations linear equations – Gauss Elimination for solving system of equations – Eigen values and Eigen vectors and their properties.



JAWAHARLAL NEHRU TECHNOLOGICAL UNIVERSITY: KAKINADA
KAKINADA – 533 003, Andhra Pradesh, India
DEPARTMENT OF ELECTRICAL AND ELECTRONICS ENGINEERING

COURSE STRUCTURE-R19

Unit-II: Cayley-Hamilton theorem and Quadratic forms: (10 hrs)

Cayley-Hamilton theorem (without proof) – Finding inverse and power of a matrix by Cayley-Hamilton theorem – Reduction to Diagonal form – Quadratic forms and nature of the quadratic forms – Reduction of quadratic form to canonical forms by orthogonal transformation.

Singular values of a matrix, singular value decomposition (Ref. Book – 1).

UNIT III: Iterative methods: (8 hrs)

Introduction – Bisection method – Secant method – Method of false position – Iteration method – Newton-Raphson method (One variable and simultaneous Equations) – Jacobi and Gauss-Seidel methods for solving system of equations.

UNIT IV: Interpolation: (10 hrs)

Introduction – Errors in polynomial interpolation – Finite differences – Forward differences – Backward differences – Central differences – Relations between operators – Newton's forward and backward formulae for interpolation – Interpolation with unequal intervals – Lagrange's interpolation formula – Newton's divide difference formula.

UNIT V: Numerical integration and solution of ordinary differential equations: (10 hrs)

Trapezoidal rule – Simpson's $1/3^{\text{rd}}$ and $3/8^{\text{th}}$ rule – Solution of ordinary differential equations by Taylor's series – Picard's method of successive approximations – Euler's method – Runge-Kutta method (second and fourth order).

Text Books:

1. **B. S. Grewal**, Higher Engineering Mathematics, 43rd Edition, Khanna Publishers.
2. **B. V. Ramana**, Higher Engineering Mathematics, 2007 Edition, Tata Mc. Graw Hill Education.

Reference Books:

1. **David Poole**, Linear Algebra- A modern introduction, 4th Edition, Cengage.
2. **Steven C. Chapra**, Applied Numerical Methods with MATLAB for Engineering and Science, Tata Mc. Graw Hill Education.



JAWAHARLAL NEHRU TECHNOLOGICAL UNIVERSITY: KAKINADA
KAKINADA – 533 003, Andhra Pradesh, India
DEPARTMENT OF ELECTRICAL AND ELECTRONICS ENGINEERING

COURSE STRUCTURE-R19

3. **M. K. Jain, S. R. K. Iyengar and R. K. Jain**, Numerical Methods for Scientific and Engineering Computation, New Age International Publications.
4. **Lawrence Turyn**, Advanced Engineering Mathematics, CRC Press.



JAWAHARLAL NEHRU TECHNOLOGICAL UNIVERSITY: KAKINADA
KAKINADA – 533 003, Andhra Pradesh, India
DEPARTMENT OF ELECTRICAL AND ELECTRONICS ENGINEERING

COURSE STRUCTURE-R19

I Year - II Semester		L	T	P	C
		3	0	0	3
MATHEMATICS - III (BS1203) (Common to all Branch's for I Year B. Tech)					

Course Objectives:

- To familiarize the techniques in partial differential equations
- To furnish the learners with basic concepts and techniques at plus two level to lead them into advanced level by handling various real world applications.

Course Outcomes: At the end of the course, the student will be able to

- interpret the physical meaning of different operators such as gradient, curl and divergence (L5)
- estimate the work done against a field, circulation and flux using vector calculus (L5)
- apply the Laplace transform for solving differential equations (L3)
- find or compute the Fourier series of periodic signals (L3)
- know and be able to apply integral expressions for the forwards and inverse Fourier transform to a range of non-periodic waveforms (L3)
- identify solution methods for partial differential equations that model physical processes (L3)

Unit – I: Vector calculus: (10 hrs)

Vector Differentiation: Gradient – Directional derivative – Divergence – Curl – Scalar Potential.

Vector Integration: Line integral – Work done – Area – Surface and volume integrals – Vector integral theorems: Greens, Stokes and Gauss Divergence theorems (without proof).

Unit –II: Laplace Transforms: (10 hrs)

Laplace transforms of standard functions – Shifting theorems – Transforms of derivatives and integrals – Unit step function – Dirac's delta function – Inverse Laplace transforms – Convolution theorem (with out proof).



JAWAHARLAL NEHRU TECHNOLOGICAL UNIVERSITY: KAKINADA
KAKINADA – 533 003, Andhra Pradesh, India
DEPARTMENT OF ELECTRICAL AND ELECTRONICS ENGINEERING

COURSE STRUCTURE-R19

Applications: Solving ordinary differential equations (initial value problems) using Laplace transforms.

Unit –III: Fourier series and Fourier Transforms: (10 hrs)

Fourier Series: Introduction – Periodic functions – Fourier series of periodic function – Dirichlet's conditions – Even and odd functions – Change of interval – Half-range sine and cosine series.

Fourier Transforms: Fourier integral theorem (without proof) – Fourier sine and cosine integrals – Sine and cosine transforms – Properties – inverse transforms – Finite Fourier transforms.

Unit –IV: PDE of first order: (8 hrs)

Formation of partial differential equations by elimination of arbitrary constants and arbitrary functions – Solutions of first order linear (Lagrange) equation and nonlinear (standard types) equations.

UNIT V: Second order PDE and Applications: (10 hrs)

Second order PDE: Solutions of linear partial differential equations with constant coefficients – RHS term of the type e^{ax+by} , $\sin(ax+by)$, $\cos(ax+by)$, $x^m y^n$.

Applications of PDE: Method of separation of Variables – Solution of One dimensional Wave, Heat and two-dimensional Laplace equation.

Text Books:

1. **B. S. Grewal**, Higher Engineering Mathematics, 43rd Edition, Khanna Publishers.
2. **B. V. Ramana**, Higher Engineering Mathematics, 2007 Edition, Tata Mc. Graw Hill Education.

Reference Books:

1. **Erwin Kreyszig**, Advanced Engineering Mathematics, 10th Edition, Wiley-India.
2. **Dean. G. Duffy**, Advanced Engineering Mathematics with MATLAB, 3rd Edition, CRC Press.



JAWAHARLAL NEHRU TECHNOLOGICAL UNIVERSITY: KAKINADA
KAKINADA – 533 003, Andhra Pradesh, India
DEPARTMENT OF ELECTRICAL AND ELECTRONICS ENGINEERING

COURSE STRUCTURE-R19

3. **Peter O' Neil**, Advanced Engineering Mathematics, Cengage.
4. **Srimantha Pal, S C Bhunia**, Engineering Mathematics, Oxford University Press.



JAWAHARLAL NEHRU TECHNOLOGICAL UNIVERSITY: KAKINADA
KAKINADA – 533 003, Andhra Pradesh, India
DEPARTMENT OF ELECTRICAL AND ELECTRONICS ENGINEERING

COURSE STRUCTURE-R19

I Year - II Semester		L	T	P	C
		3	0	0	3
APPLIED PHYSICS (BS1204)					

Course Objectives:

Physics curriculum which is re-oriented to the needs of Circuital branches of graduate engineering courses offered by Jawaharlal Nehru Technological University Kakinada that serves as a transit to understand the branch specific advanced topics. The course is designed to:

- Impart Knowledge of Physical Optics phenomena like Interference and Diffraction required to design instruments with higher resolution.
- Understand the physics of Semiconductors and their working mechanism for their utility in sensors.
- To impart the knowledge of materials with characteristic utility in appliances.

UNIT-I

(10hrs)

WAVE OPTICS: Principle of Superposition - Interference of light - Conditions for sustained Interference - Interference in thin films (reflected geometry) - Newton's Rings (reflected geometry).

Diffraction - Fraunhofer Diffraction - Diffraction due to Single slit (quantitative), Double slit, N-slits and circular aperture (qualitative) – Intensity distribution curves - Diffraction Grating – Grating spectrum – missing order – resolving power – Rayleigh's criterion – Resolving powers of Microscope, Telescope and grating (qualitative).

Unit Outcomes:

The students will be able to

- **explain** the need of coherent sources and the conditions for sustained interference.
- **analyze** the differences between interference and diffraction with applications.
- **illustrate** the resolving power of various optical instruments.



JAWAHARLAL NEHRU TECHNOLOGICAL UNIVERSITY: KAKINADA
KAKINADA – 533 003, Andhra Pradesh, India
DEPARTMENT OF ELECTRICAL AND ELECTRONICS ENGINEERING

COURSE STRUCTURE-R19

UNIT-II

(9hrs)

QUANTUM MECHANICS: Introduction – Matter waves – de Broglie’s hypothesis – Davisson-Germer experiment – G. P. Thomson experiment – Heisenberg’s Uncertainty Principle –interpretation of wave function – Schrödinger Time Independent and Time Dependent wave equations – Particle in a potential box.

Unit Outcomes:

The students will be able to

- **explain** the fundamental concepts of quantum mechanics.
- **analyze** the physical significance of wave function.
- **apply** Schrödinger’s wave equation for energy values of a free particle .

UNIT-III

(10hrs)

FREE ELECTRON THEORY & BAND THEORY OF SOLIDS : Introduction – Classical free electron theory (merits and demerits only) - Quantum Free electron theory – electrical conductivity based on quantum free electron theory – Fermi Dirac distribution function – Temperature dependence of Fermi-Dirac distribution function - expression for Fermi energy - Density of states .

Bloch’s theorem (qualitative) – Kronig-Penney model(qualitative) – energy bands in crystalline solids – E Vs K diagram – classification of crystalline solids – effective mass of electron – m^* Vs K diagram - concept of hole.

Unit Outcomes:

The students will be able to

- **explain** the various electron theories.
- **calculate** the Fermi energy.
- **analyze** the physical significance of wave function .
- **interpret** the effects of temperature on Fermi Dirac distribution function.
- **summarise** various types of solids based on band theory.

UNIT-IV

(9hrs)

SEMICONDUCTOR PHYSICS: Introduction – Intrinsic semi conductors - density of charge carriers - Electrical conductivity – Fermi level – extrinsic semiconductors - p-type & n-type - Density of charge carriers - Dependence of Fermi energy on carrier concentration and



JAWAHARLAL NEHRU TECHNOLOGICAL UNIVERSITY: KAKINADA
KAKINADA – 533 003, Andhra Pradesh, India
DEPARTMENT OF ELECTRICAL AND ELECTRONICS ENGINEERING

COURSE STRUCTURE-R19

temperature – Hall effect- Hall coefficient - Applications of Hall effect - Drift and Diffusion currents – Einstein’s equation.

Learning Outcomes:

The students will be able to

- **classify** the energy bands of semiconductors.
- **outline** the properties of n-type and p-type semiconductors.
- **identify** the type of semiconductor using Hall effect.

UNIT-V

(10 hrs)

MAGNETISM & DIELECTRICS: Introduction – Magnetic dipole moment – Magnetization – Magnetic susceptibility and permeability – Origin of permanent magnetic moment – Bohr magneton – Classification of magnetic materials: Dia, para & Ferro – Domain concept of Ferromagnetism - Hysteresis – soft and hard magnetic materials – applications of Ferromagnetic material.

Introduction - Dielectric polarization – Dielectric Polarizability, Susceptibility and Dielectric constant-types of polarizations: Electronic and Ionic (Quantitative), Orientational polarizations (qualitative) – Lorentz Internal field – Claussius-Mossoti equation - Frequency dependence of polarization – Applications of dielectrics.

Unit Outcomes:

The students will be able to

- **explain** the concept of polarization in dielectric materials.
- **summarize** various types of polarization of dielectrics .
- **interpret** Lorentz field and Claussius- Mosotti relation in dielectrics.
- **classify** the magnetic materials based on susceptibility and their temperature dependence.
- **explain** the applications of dielectric and magnetic materials .
- **Apply** the concept of magnetism to magnetic devices.

TEXT BOOKS:

1. “A Text book of Engineering Physics” by M.N. Avadhanulu, P.G.Kshirsagar - S.Chand Publications, 2017.
2. “Engineering Physics” by D.K.Bhattacharya and Poonam Tandon, Oxford press (2015).
3. “Engineering Physics” by R.K Gaur. and S.L Gupta., - Dhanpat Rai publishers, 2012.

REFERENCE BOOKS:

1. “Engineering Physics” by M. R. Srinivasan, New Age international publishers (2009).



JAWAHARLAL NEHRU TECHNOLOGICAL UNIVERSITY: KAKINADA
KAKINADA – 533 003, Andhra Pradesh, India
DEPARTMENT OF ELECTRICAL AND ELECTRONICS ENGINEERING

COURSE STRUCTURE-R19

2. “Optics” by Ajoy Ghatak, 6th Edition McGraw Hill Education, 2017.
3. “Solid State Physics” by A. J. Dekker, Mc Millan Publishers (2011).



JAWAHARLAL NEHRU TECHNOLOGICAL UNIVERSITY: KAKINADA
KAKINADA – 533 003, Andhra Pradesh, India
DEPARTMENT OF ELECTRICAL AND ELECTRONICS ENGINEERING

COURSE STRUCTURE-R19

I Year - II Semester		L	T	P	C
		3	0	0	3
FUNDAMENTALS OF COMPUTER SCIENCE (ES1212)					

COURSE OBJECTIVES:

This course is designed to:

1. Explain the concepts of computers and classify based on type and generation.
2. Demonstrate the techniques of writing algorithms pseudo codes & schematic flow of logic in software development process.
3. Teach about the purpose of networks and types of networks and media to connect the computers
4. Teach about Operating Systems and its concepts.
5. Illustrate about database architecture and its components
6. Illustrate about distributed computing, peer to peer, grid, cloud on demand and utility computing.

UNIT I:

A Simple Computer System: Central processing unit, the further need of secondary storage, Types of memory, Hardware, Software and people.

Peripheral Devices: Input, Output and storage, Data Preparation, Factors affecting input, Input devices, Output devices, Secondary devices, Communication between the CPU and Input/ Output devices. (Text Book 1)

UNIT II:

Problem Solving and Programming: Algorithm development, Flowcharts, Looping, some programming features, Pseudo code, the one-zero game, some structured programming concepts, documents.

Programming Languages: Machine Language and assembly language, high -level and low level languages, Assemblers, Compilers, and Interpreters (Text Book 1)

UNIT III:

Computer Networks : Introduction to computer Networks, Network topologies-Bus topology, star topology, Ring topology, Mesh topology, Hybrid topology, Types of Networks: Local area Network, Wide Area Networks, Metropolitan Networks, Campus/ Corporate Area Network, Personal Area Network, Network Devices- Hub, Repeater, Switch, Bridge, Router, Gateway, Network interface Card, Open System Inter connection Model (Text Book 2)



JAWAHARLAL NEHRU TECHNOLOGICAL UNIVERSITY: KAKINADA
KAKINADA – 533 003, Andhra Pradesh, India
DEPARTMENT OF ELECTRICAL AND ELECTRONICS ENGINEERING

COURSE STRUCTURE-R19

Operating systems: Introduction, Evolution of operating systems, Process Management-Process control block, Process operations, Process scheduling, Command Interpreter, Popular operating systems- Microsoft DOS, Microsoft Windows, UNIX and Linux. (Text Book 2)

UNIT IV:

Database Systems: File-Oriented Approach, Database-oriented Approach-Components of Database system, Advantages & Disadvantages of Database approach, Applications of Database systems, Database views, Three-schema architecture, Database models-Hierarchical model, Network Model, relational Model, Object-oriented Data Model, Components of database management systems, Retrieving Data through Queries (Text Book 2)

Computer Systems and Development: Investigation, Analysis, Design, system processing and general program design, Presentation to management and users, Implementation, Documents. (Text Book 1)

UNIT V:

Emerging Computer Technologies: Distributed Networking, Peer-to-peer Computing, Categorization of Peer-to-peer system Applications of Peer-to-peer networks, Grid Computing-components of Grid computing, Applications of Grid computing,, Cloud Computing-characteristics of cloud computing systems, cloud computing services, cloud computing architecture, cloud computing applications, Cloud computing concerns

Wireless Networks: Wireless network operations, Types of wireless networks, security in wireless Networks, Limitations of wireless Networks, Bluetooth – Bluetooth Piconets, Avoiding Interference in Bluetooth Devices, Bluetooth Security, Differences between Bluetooth and Wireless Networks. (Text Book 2)

TEXT BOOKS:

1. An Introduction to Computer studies –Noel Kalicharan-Cambridge
2. Fundamentals of Computers –Reema Thareja-Oxford higher education

REFERENCES:

1. Introduction to Information Technology – ITL education Solution Limited, Pearson
2. Computer Science and overview-J. Glenn Brookshear, Dennis Brylow-Pearson



JAWAHARLAL NEHRU TECHNOLOGICAL UNIVERSITY: KAKINADA
KAKINADA – 533 003, Andhra Pradesh, India
DEPARTMENT OF ELECTRICAL AND ELECTRONICS ENGINEERING

COURSE STRUCTURE-R19

COURSE OUTCOMES:

On completion of the course the student will be able to

1. Explain the concept of input and output devices of Computers and how it works and recognize the basic terminology used in computer programming.
2. Recognize the Computer networks, types of networks and topologies.
3. Summarize the concepts of Operating Systems and Databases.
4. Recite the Advanced Computer Technologies like Distributed Computing & Wireless Networks.



JAWAHARLAL NEHRU TECHNOLOGICAL UNIVERSITY: KAKINADA
KAKINADA – 533 003, Andhra Pradesh, India
DEPARTMENT OF ELECTRICAL AND ELECTRONICS ENGINEERING

COURSE STRUCTURE-R19

I Year - II Semester		L	T	P	C
		3	0	0	3
ELECTRICAL CIRCUIT ANALYSIS - I (ES1217)					

Preamble:

This course introduces the basic concepts of circuit analysis which is the foundation for all subjects of the Electrical Engineering discipline. The emphasis of this course is laid on the basic analysis of circuits which includes single phase circuits, magnetic circuits, network theorems, transient analysis and network topology.

Learning Objectives:

- To study the concepts of passive elements, types of sources and various network reduction techniques.
- To understand the applications of network topology to electrical circuits.
- To study the concept of magnetic coupled circuit.
- To understand the behavior of RLC networks for sinusoidal excitations.
- To study the performance of R-L, R-C and R-L-C circuits with variation of one of the parameters and to understand the concept of resonance.
- To understand the applications of network theorems for analysis of electrical networks.

UNIT-I

Introduction to Electrical Circuits

Basic Concepts of passive elements of R, L, C and their V-I relations, Sources (dependent and independent), Kirchoff's laws, Network reduction techniques (series, parallel, series - parallel, star-to-delta and delta-to-star transformation), source transformation technique, nodal analysis and mesh analysis to DC networks with dependent and independent voltage and current sources.

UNIT-II

Magnetic Circuits

Basic definition of MMF, flux and reluctance, analogy between electrical and magnetic circuits, Faraday's laws of electromagnetic induction – concept of self and mutual inductance, Dot convention – coefficient of coupling and composite magnetic circuit, analysis of series and parallel magnetic circuits.



JAWAHARLAL NEHRU TECHNOLOGICAL UNIVERSITY: KAKINADA
KAKINADA – 533 003, Andhra Pradesh, India
DEPARTMENT OF ELECTRICAL AND ELECTRONICS ENGINEERING

COURSE STRUCTURE-R19

UNIT-III

Single Phase A.C Systems

Periodic waveforms (determination of rms, average value and form factor), concept of phase angle and phase difference – waveforms and phasor diagrams for lagging, leading networks, complex and polar forms of representations.

Steady state analysis of R, L and C circuits, power factor and its significance, real, reactive and apparent power, waveform of instantaneous power and complex power

UNIT-IV

Analysis of AC Networks

Extension of node and mesh analysis to AC networks, series and parallel resonance, selectively band width and Quality factor, introduction to locus diagram.

UNIT-V

Network theorems (DC & AC Excitations)

Superposition theorem, Thevenin's theorem, Norton's theorem, Maximum Power Transfer theorem, Reciprocity theorem, Millman's theorem and compensation theorem.

Learning Outcomes:

The Student should be able to solve

- Various electrical networks in presence of active and passive elements.
- Electrical networks with network topology concepts.
- Any magnetic circuit with various dot conventions.
- Any R, L, C network with sinusoidal excitation.
- Any R, L, network with variation of any one of the parameters i.e R, L, C and f.
- Electrical networks by using principles of network theorems.

Text Books:

1. Engineering Circuit Analysis by William Hayt and Jack E. Kemmerley, Mc Graw Hill Company, 6th edition
2. Network Analysis: Van Valkenburg; Prentice-Hall of India Private Ltd

Reference Books:

1. Fundamentals of Electrical Circuits by Charles K. Alexander and Mathew N.O. Sadiku, Mc Graw Hill Education (India)
2. Linear Circuit Analysis by De Carlo, Lin, Oxford publications



JAWAHARLAL NEHRU TECHNOLOGICAL UNIVERSITY: KAKINADA
KAKINADA – 533 003, Andhra Pradesh, India
DEPARTMENT OF ELECTRICAL AND ELECTRONICS ENGINEERING

COURSE STRUCTURE-R19

3. Electric Circuits – (Schaum’s outlines) by Mahmood Nahvi & Joseph Edminister,
Adapted by Kuma Rao, 5th Edition – Mc Graw Hill.
4. Electric Circuits by David A. Bell, Oxford publications
5. Introductory Circuit Analysis by Robert L Boylestad, Pearson Publications
6. Circuit Theory(Analysis and Synthesis) by A.Chakrabarthy,Dhanpat Rai&Co.



JAWAHARLAL NEHRU TECHNOLOGICAL UNIVERSITY: KAKINADA
KAKINADA – 533 003, Andhra Pradesh, India
DEPARTMENT OF ELECTRICAL AND ELECTRONICS ENGINEERING

COURSE STRUCTURE-R19

I Year - II Semester		L	T	P	C
		0	0	3	1.5
ELECTRICAL ENGINEERING WORKSHOP (ES1218)					

Learning Objectives:

- To demonstrate the usage of measuring equipment
- To train the students in setting up simple wiring circuits
- To impart methods in electrical machine wiring

Any 10 of the following experiments are to be conducted

1. Study of various electrical tools and symbols.
2. Identify different types of cables/wires and switches, fuses & fuse carriers, MCGB and ELCB, MCCB with ratings and usage.
3. Identification of types of resistors and capacitors.
4. Wiring of light/fan circuit using two way/ three way control (stair case wiring)
5. Go-down wiring/Tunnel wiring
6. Wiring of power distribution arrangement using single phase MCB distribution board with ELCB, main switch and energy.
7. Measurement of voltage, current, resistance in DC circuit.
8. Measurement of voltage, calculate the power factor of the circuit.
9. Wiring of backup power supply including inverter, battery and load for domestic.
10. Types of earthing, physical implementation.
11. Identification of terminals of different semiconductor devices.
12. Identification of the peripherals of a computer. To prepare a report containing the block diagram of the CPU along with the configuration of each peripheral and its functions. Description of various I/O devices, power rating of computers.
13. A practice on disassembling the components of a PC and Assembling them to back to working condition.
14. Hardware trouble shooting (Demonstration): Identification of a problem and fixing a defective PC (improper assembly of peripherals).
15. Software troubleshooting (Demonstration): Identification of a problem and fixing the PC for any software issues.



JAWAHARLAL NEHRU TECHNOLOGICAL UNIVERSITY: KAKINADA
KAKINADA – 533 003, Andhra Pradesh, India
DEPARTMENT OF ELECTRICAL AND ELECTRONICS ENGINEERING

COURSE STRUCTURE-R19

Learning Outcomes:

- Explain the limitations, tolerances, safety aspects of electrical systems and wiring.
- Select wires/cables and other accessories used in different types of wiring.
- Make simple lighting and power circuits.
- Measure current, voltage and power in a circuit.



JAWAHARLAL NEHRU TECHNOLOGICAL UNIVERSITY: KAKINADA
KAKINADA – 533 003, Andhra Pradesh, India
DEPARTMENT OF ELECTRICAL AND ELECTRONICS ENGINEERING

COURSE STRUCTURE-R19

I Year - II Semester		L	T	P	C
		0	0	3	1.5
APPLIED PHYSIC LAB (ES1205)					

(Any 10 of the following listed 15 experiments)

LIST OF EXPERIMENTS:

1. Determination of wavelength of a source-Diffraction Grating-Normal incidence.
2. Newton's rings – Radius of Curvature of Plano - Convex Lens.
3. Determination of thickness of a spacer using wedge film and parallel interference fringes.
4. Magnetic field along the axis of a current carrying coil – Stewart and Gee's apparatus.
5. Energy Band gap of a Semiconductor p - n junction.
6. Characteristics of Thermistor – Temperature Coefficients
7. Determination of dielectric constant by charging and discharging method
8. Determination of resistivity of semiconductor by Four probe method.
9. Study the variation of B versus H by magnetizing the magnetic material (B-H curve).
- 10 Measurement of magnetic susceptibility by Gouy's method.
11. Dispersive power of diffraction grating.
12. Resolving Power of telescope
13. Resolving power of grating
14. Determination of Hall voltage and Hall coefficients of a given semiconductor using Hall effect.
15. Variation of dielectric constant with temperature.



JAWAHARLAL NEHRU TECHNOLOGICAL UNIVERSITY: KAKINADA
KAKINADA – 533 003, Andhra Pradesh, India
DEPARTMENT OF ELECTRICAL AND ELECTRONICS ENGINEERING

COURSE STRUCTURE-R19

I Year - II Semester		L	T	P	C
		0	1	2	2
COMMUNICATION SKILLS LAB (HS1203)					

UNIT I:

Oral Activity: JAM, Hypothetical Situations, Self/Peer Profile
 Common Errors in Pronunciation, Neutralising Accent

UNIT II:

Oral Activity: Telephonic Etiquette, Role Plays
 Poster Presentations

UNIT III:

Oral Activity: Oral Presentation skills, Public speaking
 Data Interpretation

UNIT IV:

Oral Activity: Group Discussions: Do's and Don'ts- Types, Modalities

UNIT V:

Oral Activity: Interview Skills: Preparatory Techniques, Frequently asked questions, Mock Interviews.
 Pronunciation: Connected speech (Pausing, Tempo, Tone, Fluency etc..)

References:

1. Infotech English, Maruthi Publications (with Compact Disc).
2. Exercises in Spoken English Part 1,2,3,4, OUP and CIEFL.
3. English Pronunciation in use- Mark Hancock, Cambridge University Press.
4. English Phonetics and Phonology-Peter Roach, Cambridge University Press.
5. English Pronunciation in use- Mark Hewings, Cambridge University Press.
6. English Pronunciation Dictionary- Daniel Jones, Cambridge University Press.
7. English Phonetics for Indian Students- P. Bala Subramanian, Mac Millan Publications.
8. Technical Communication- Meenakshi Raman, Sangeeta Sharma, Oxford University Press.
9. Technical Communication- Gajendra Singh Chauhan, Smita Kashiramka, Cengage Publications.



JAWAHARLAL NEHRU TECHNOLOGICAL UNIVERSITY: KAKINADA
KAKINADA – 533 003, Andhra Pradesh, India
DEPARTMENT OF ELECTRICAL AND ELECTRONICS ENGINEERING

COURSE STRUCTURE-R19

I Year - II Semester		L	T	P	C
		0	0	2	1
ENGINEERING EXPLORATION PROJECT (PR1201)					

COURSE OBJECTIVES:

- Build mindsets & foundations essential for designers
- Learn about the Human-Centered Design methodology and understand their real-world applications
- Use Design Thinking for problem solving methodology for investigating illdefined problems.
- Undergo several design challenges and work towards the final design challenge

Apply Design Thinking on the following Streams to

- Project Stream 1: Electronics, Robotics, IOT and Sensors
- Project Stream 2: Computer Science and IT Applications
- Project Stream 3: Mechanical and Electrical tools
- Project Stream4: Eco-friendly solutions for waste management, infrastructure, safety, alternative energy sources, Agriculture, Environmental science and other fields of engineering.

HOW TO PURSUE THE PROJECT WORK?

- The first part will be learning-based-masking students to embrace the methodology by exploring all the phases of design thinking through the wallet/ bag challenge and podcasts.
- The second part will be more discussion-based and will focus on building some necessary skills as designers and learning about complementary material for human- centered design.
- The class will then divide into teams and they will be working with one another for about 2 – 3 weeks. These teams and design challenges will be the basis for the final project and final presentation to be presented.
- The teams start with **Design Challenge** and go through all the phases more in depth from coming up with the right question to empathizing to ideating to prototyping and to testing.
- Outside of class, students will also be gathering the requirements, identifying the challenges, usability, importance etc
- At the end, Students are required to submit the final reports, and will be evaluated by the faculty.



JAWAHARLAL NEHRU TECHNOLOGICAL UNIVERSITY: KAKINADA
KAKINADA – 533 003, Andhra Pradesh, India
DEPARTMENT OF ELECTRICAL AND ELECTRONICS ENGINEERING

COURSE STRUCTURE-R19

TASKS TO BE DONE:

Task 1: Everyone is a Designer

- Understand class objectives & harness the designer mindset

Task 2: The Wallet/Bag Challenge and Podcast

- Gain a quick introduction to the design thinking methodology
- Go through all stages of the methodology through a simple design challenge
- Podcast: Observe, Listen and Engage with the surrounding environment and identify a design challenge.

Task 3: Teams & Problems

- Start Design Challenge and learn about teams & problems through this
- Foster team collaboration, find inspiration from the environment and learn how to identify problems

Task 4: Empathizing

- Continue Design Challenge and learn empathy
- Learn techniques on how to empathize with users
- Go to the field and interview people in their environments
- Submit Activity Card

Task 5: Ideating

- Continue Design Challenge and learn how to brainstorm effectively
- Encourage exploration and foster spaces for brainstorming
- Submit Activity Card

Task 6: Prototyping

- Continue Design Challenge and learn how to create effective prototypes
- Build tangible models and use them as communication tools
- Start giving constructive feedback to classmates and teammates
- Submit Activity Card

Task 7: Testing

- Finish Design Challenge and iterate prototypes and ideas through user feedback
- Evolve ideas and prototypes through user feedback and constructive criticism
- Get peer feedback on individual and group performance
- Submit Activity Card

Task 8:

- Final Report Submission and Presentation



JAWAHARLAL NEHRU TECHNOLOGICAL UNIVERSITY: KAKINADA
KAKINADA – 533 003, Andhra Pradesh, India
DEPARTMENT OF ELECTRICAL AND ELECTRONICS ENGINEERING

COURSE STRUCTURE-R19

Note: The colleges may arrange for Guest Speakers from Various Design Fields: Graphic Design, Industrial Design, Architecture, Product Design, Organizational Design, etc to enrich the students with Design Thinking Concept.

REFERENCES:

1. Tom Kelly, The Art of Innovation: Lessons in Creativity From IDEO, America’s Leading Design Firm (Profile Books, 2002)
2. Tim Brown, Change by Design: How Design Thinking Transforms Organizations and Inspires Innovation (HarperBusiness, 2009)
3. Jeanne Liedtka, Randy Salzman, and Daisy Azer, Design Thinking for the Greater Good: Innovation in the Social Sector (Columbia Business School Publishing, 2017)

OTHER USEFUL DESIGN THINKING FRAMEWORKS AND METHODOLOGIES:

- Human-Centered Design Toolkit (IDEO); <https://www.ideo.com/post/design-kit>
- Design Thinking Boot Camp Bootleg (Stanford D-School); <https://dschool.stanford.edu/resources/the-bootcamp-bootleg>
- Collective Action Toolkit (frogdesign); https://www.frogdesign.com/wpcontent/uploads/2016/03/CAT_2.0_English.pdf
- Design Thinking for Educators (IDEO); <https://designthinkingforeducators.com/>



JAWAHARLAL NEHRU TECHNOLOGICAL UNIVERSITY: KAKINADA
KAKINADA – 533 003, Andhra Pradesh, India
DEPARTMENT OF ELECTRICAL AND ELECTRONICS ENGINEERING

COURSE STRUCTURE-R19

II Year – I SEMESTER		L	T	P	C
		3	0	0	3
	ELECTRICAL CIRCUIT ANALYSIS-II				

Preamble :

This course aims at study of three phase systems, transient analysis, network synthesis and fourier analysis for the future study and analysis of power systems.

Learning Objectives:

- To study the concepts of balanced and unbalanced three-phase circuits.
- To study the transient behavior of electrical networks with DC, pulse and AC excitations.
- To study the performance of a network based on input and output excitation/response.
- To understand the realization of electrical network function into electrical equivalent passive elements.
- To understand the application of fourier series and fourier transforms for analysis of electrical circuits.

UNIT-I:

Balanced Three phase circuits

Phase sequence, star and delta connection of sources and loads, relation between line and phase voltages and currents.

Analysis of three phase balanced and unbalanced circuits. Loop method, Star-Delta transformation technique, two wattmeter method for measurement of three phase power.

UNIT-II:

Transient Analysis in DC and AC circuits

Transient response of R-L, R-C, R-L-C circuits for DC and AC excitations, solution using differential equations and Laplace transforms.

UNIT-III:

Two Port Networks

Two port network parameters – Z, Y, Transmission and Inverse Transmission parameters, Hybrid and Inverse hybrid parameters.

Relationships between parameter sets simplification of cascaded and parallel networks.

UNIT-IV:

Fourier analysis



JAWAHARLAL NEHRU TECHNOLOGICAL UNIVERSITY: KAKINADA
KAKINADA – 533 003, Andhra Pradesh, India
DEPARTMENT OF ELECTRICAL AND ELECTRONICS ENGINEERING

COURSE STRUCTURE-R19

Fourier theorem – trigonometric form and exponential form of Fourier series, conditions of symmetry – line spectra and phase angle spectra, analysis of electrical circuits to non- sinusoidal periodic waveforms.

UNIT-V:

Fourier Transforms

Fourier integrals and Fourier transforms – properties of Fourier transforms physical significance of the Fourier transform and its application to electrical circuits.

Learning Outcomes:

After the completion of the course the student should be able to:

- solve three- phase circuits under balanced and unbalanced condition.
- find the transient response of electrical networks for different types of excitations.
- find parameters for different types of network.
- realize electrical equivalent network for a given network transfer function.
- extract different harmonics components from the response of an electrical network.

Text Books:

1. Engineering Circuit Analysis by William Hayt and Jack E.Kemmerley,Mc Graw Hill Company,6 th edition
2. Network synthesis: Van Valkenburg: Prentice-Hall of India Private Ltd.

Reference Books:

1. Fundamentals of Electrical Circuits by Charles K.Alexander and Mathew N.O.Sadiku, Mc Graw Hill Education (India)
2. Introduction to circuit analysis and design by Tildon Glisson. Jr, Springer Publications.
3. Circuits by A.Bruce Carlson , Cengage Learning Publications
4. Network Theory Analysis and Synthesis by Smarajit Ghosh, PHI publications
5. Networks and Systems by D. Roy Choudhury, New Age International publishers
6. Electric Circuits by David A. Bell, Oxford publications
7. Circuit Theory (Analysis and Synthesis) by A.Chakrabarthy,Dhanpat Rai&Co.



JAWAHARLAL NEHRU TECHNOLOGICAL UNIVERSITY: KAKINADA
KAKINADA – 533 003, Andhra Pradesh, India
DEPARTMENT OF ELECTRICAL AND ELECTRONICS ENGINEERING

COURSE STRUCTURE-R19

II Year – I SEMESTER		L	T	P	C
		3	0	0	3
	ELECTRICAL MACHINES – I				

Preamble:

This is a basic course on rotating electrical machines. This course covers the topics related to principles, performance, applications and design considerations of dc machines and transformers.

Learning objectives:

- Understand the construction, principle of operation and performance of DC machines.
- Learn the characteristics, performance, methods of speed control and testing methods of DC motors.
- To predetermine the performance of single phase transformers with equivalent circuit models.
- Understand the methods of testing of single-phase transformer.
- Analyze the three phase transformers and achieve three phase to two phase conversion.

UNIT-I:

Construction and Operation of DC machines

Construction and principle of operation of DC machine – emf equation for generator – classification of DC machines based on excitation – OCC of DC shunt generator – applications of DC Generators

UNIT-II:

Performance of DC Machines

Torque and back- emf equations of dc motors – Armature reaction and commutation – characteristics of separately-excited, shunt, series and compound motors – losses and efficiency – applications of dc motors.

UNIT-III:

Starting, Speed Control and Testing of DC Machines

Necessity of a starter – starting by 3 point and 4 point starters – speed control by armature voltage and field control.

Testing of DC machines – brake test, Swinburne’s method – principle of regenerative or Hopkinson’s method – retardation test – separation of losses.

UNIT-IV:

Single-phase Transformers

Types and constructional details – principle of operation – emf equation – operation on no load and on load – phasor diagrams of transformers - equivalent circuit – regulation – losses and efficiency – effect of variation of frequency and supply voltage on losses – all day efficiency.



JAWAHARLAL NEHRU TECHNOLOGICAL UNIVERSITY: KAKINADA
KAKINADA – 533 003, Andhra Pradesh, India
DEPARTMENT OF ELECTRICAL AND ELECTRONICS ENGINEERING

COURSE STRUCTURE-R19

UNIT-V

Testing of Transformers and 3-Phase Transformers

Tests on single phase transformers – open circuit and short circuit tests – Sumpner's test – separation of losses- parallel operation with equal voltage ratios – auto transformer –comparison with two winding transformers.

Polyphase connections - Y/Y, Y/ Δ , Δ /Y, Δ / Δ and open Δ – Scott connection.

Learning outcomes:

After the completion of the course the student should be able to:

- assimilate the concepts of electromechanical energy conversion.
- mitigate the ill-effects of armature reaction and improve commutation in dc machines.
- understand the torque production mechanism and control the speed of dc motors.
- analyze the performance of single phase transformers.
- predetermine regulation, losses and efficiency of single phase transformers.
- parallel transformers, control voltages with tap changing methods and achieve three-phase to two-phase transformation.

Text Books:

1. Electrical Machines by P.S. Bhimbra, Khanna Publishers
2. Electric Machinery by A.E.Fitzgerald, Charles kingsley, Stephen D.Umans, TMH

Reference Books:

1. Electrical Machines by D. P.Kothari, I .J .Nagarth, Mc Graw Hill Publications, 4th edition
2. Electrical Machines by R.K.Rajput, Lakshmi publications, 5th edition.
3. Electrical Machinery by Abijith Chakrabarathi and Sudhipta Debnath, Mc Graw Hill education 2015
4. Electrical Machinery Fundamentals by Stephen J Chapman Mc Graw Hill education 2010
5. Electric Machines by Mulukutla S.Sarma & Mukesh k.Pathak, CENGAGE Learning.
6. Theory & Performance of Electrical Machines by J.B.Guptha. S.K.Kataria & Sons



JAWAHARLAL NEHRU TECHNOLOGICAL UNIVERSITY: KAKINADA
KAKINADA – 533 003, Andhra Pradesh, India
DEPARTMENT OF ELECTRICAL AND ELECTRONICS ENGINEERING

COURSE STRUCTURE-R19

II Year – I SEMESTER		L	T	P	C
		3	0	0	3
	ELECTRONIC DEVICES AND CIRCUITS				

Preamble:

This course introduces the concepts of semi-conductor physics and operation of various semi-conductor devices. Realization of rectifiers, amplifiers and oscillators using semi-conductor devices, transistors and their analysis is introduced in this course.

Learning Objectives:

- The basic concepts of semiconductor physics are to be reviewed.
- Study the physical phenomena such as conduction, transport mechanism and electrical characteristics of different diodes.
- The application of diodes as rectifiers with their operation and characteristics with and without filters are discussed.
- The principal of working and operation of Bipolar Junction Transistor and Field Effect Transistor and their characteristics are explained.
- The need of transistor biasing and its significance is explained. The quiescent point or operating point is explained.
- Small signal equivalent circuit analysis of BJT and FET transistor amplifiers in different configuration is explained.

UNIT-I:

Semiconductor Physics : Insulators, Semiconductors, and Metals classification using energy band diagrams, mobility and conductivity, electrons and holes in intrinsic semi conductors, extrinsic semi conductors, drift and diffusion, charge densities in semiconductors, Hall effect, continuity equation, law of junction, Fermi Dirac function, Fermi level in intrinsic and extrinsic Semiconductors

Junction Diode Characteristics : Open circuited P-N junction, Biased P-N junction, P-N junction diode, current components in PN junction Diode, diode equation, V-I characteristics, temperature dependence on V-I characteristics, Diode resistance, Diode capacitance, energy band diagram of PN junction Diode.

UNIT-II:

Special Semiconductor Diodes: Zener Diode, Breakdown mechanisms, Zener diode applications, LED, Photodiode, Tunnel Diode, SCR, UJT. (Construction, operation and characteristics of all the devices are required to be considered).



JAWAHARLAL NEHRU TECHNOLOGICAL UNIVERSITY: KAKINADA
KAKINADA – 533 003, Andhra Pradesh, India
DEPARTMENT OF ELECTRICAL AND ELECTRONICS ENGINEERING

COURSE STRUCTURE-R19

Rectifiers and Filters: Basic Rectifier setup, half wave rectifier, full wave rectifier, bridge rectifier, derivations of characteristics of rectifiers, rectifier circuits-operation, input and output waveforms, Filters, Inductor filter, Capacitor filter, comparison of various filter circuits in terms of ripple factors.

UNIT- III: Transistor Characteristics:

BJT: Junction transistor, transistor current components, transistor equation, transistor configurations, transistor as an amplifier, characteristics of transistor in Common Base, Common Emitter and Common Collector configurations, Ebers-Moll model of a transistor, punch through reach through, Photo transistor, typical transistor junction voltage values.

FET: FET types, construction, operation, characteristics, parameters, MOSFET-types, construction, operation, characteristics, comparison between JFET and MOSFET.

UNIT- IV: Transistor Biasing and Thermal Stabilization : Need for biasing, operating point, load line analysis, BJT biasing- methods, basic stability, fixed bias, collector to base bias, self bias, Stabilization against variations in V_{BE} , I_c , and β , Stability factors, (S , S' , S''), Bias compensation, Thermal runaway, Thermal stability. FET Biasing- methods and stabilization.

UNIT- V: Small Signal Low Frequency Transistor Amplifier Models:

BJT: Two port network, Transistor hybrid model, determination of h-parameters, conversion of h-parameters, generalized analysis of transistor amplifier model using h-parameters, analysis of CB, CE and CC amplifiers using exact and approximate analysis, comparison of transistor amplifiers.

FET: Generalized analysis of small signal model, analysis of CG, CS and CD amplifiers, comparison of FET amplifiers.

Learning Outcomes

After the completion of the course the student should be able to:

- understand the concepts of Semiconductor Technology.
- appraise the construction & operation of electronic devices.
- develop the biasing circuits using the electronic devices.
- model the amplifier circuits.
- analyse the characteristics of the devices.

Text Books:

1. Electronic Devices and Circuits- J. Millman, C. Halkias, Tata Mc-Graw Hill, Second Edition.
2. Electronics devices & circuit theory- Robert L. Boylestad and Loui Nashelsky, Pearson/Prentice hall, tenth edition



JAWAHARLAL NEHRU TECHNOLOGICAL UNIVERSITY: KAKINADA
KAKINADA – 533 003, Andhra Pradesh, India
DEPARTMENT OF ELECTRICAL AND ELECTRONICS ENGINEERING

COURSE STRUCTURE-R19

References Books:

1. Electronic Devices and Circuits- Salivahanan, Kumar, Vallavaraj, Tata Mc-Graw Hill, Second Edition..
2. Electronic Devices and Circuits – David Bell, Oxford



JAWAHARLAL NEHRU TECHNOLOGICAL UNIVERSITY: KAKINADA
KAKINADA – 533 003, Andhra Pradesh, India
DEPARTMENT OF ELECTRICAL AND ELECTRONICS ENGINEERING

COURSE STRUCTURE-R19

II Year – I SEMESTER		L	T	P	C
		3	0	0	3
	ELECTROMAGNETIC FIELDS				

Preamble:

Electromagnetic field theory is the pre-requisite for most of the subjects in the gamut of electrical engineering. The study of this subject enables students to understand and interpret the phenomenon pertinent to electrical engineering using microscopic quantities such as electric and magnetic field intensities, scalar and vector potentials.

Learning objectives:

- To study the production of electric field and potentials due to different configurations of static charges.
- To study the properties of conductors and dielectrics, calculate the capacitance of different configurations. Understand the concept of conduction and convection current densities.
- To study the magnetic fields produced by currents in different configurations, application of Ampere's law and the Maxwell's second and third equations.
- To study the magnetic force and torque through Lorentz force equation in magnetic field environment like conductors and other current loops.
- To develop the concept of self and mutual inductances and the energy stored.
- To study time varying and Maxwell's equations in different forms and Maxwell's fourth equation for the induced EMF

UNIT – I:

Electrostatics

Scalar and vector fields, overview of coordinate system, calculus of scalar and vector fields in Cartesian coordinates – Coulomb's Law – Electric Field Intensity (EFI) – EFI due to a line and a surface charge, work done in moving a point charge in an electrostatic field, electric potential – properties of potential function – potential gradient, Gauss's law – Laplace's and Poisson's equations.

UNIT – II:

Conductors – Dielectrics and Capacitance

Electric dipole – dipole moment – potential and EFI due to an electric dipole, Torque on an Electric dipole in an electric field conductors and Insulators – their behaviour in electric field.

Polarization, boundary conditions between conductors to dielectric. Capacitance of parallel plates, spherical and coaxial cable, energy stored and energy density in a static electric field, equation of continuity.



JAWAHARLAL NEHRU TECHNOLOGICAL UNIVERSITY: KAKINADA
KAKINADA – 533 003, Andhra Pradesh, India
DEPARTMENT OF ELECTRICAL AND ELECTRONICS ENGINEERING

COURSE STRUCTURE-R19

UNIT – III:

Magneto statics and Ampere’s Law

Biot-Savart’s law, Magnetic Field Intensity (MFI) – MFI due to a straight current carrying filament, MFI due to circular, square and solenoid current – carrying wire – relation between magnetic flux, magnetic flux density and MFI. Maxwell’s second Equation, $\text{div}(\mathbf{B})=0$, Ampere’s circuital law and its applications viz. MFI due to an infinite sheet of current and a long filament carrying conductor, point form of Ampere’s circuital law, field due to a rectangular loops, Maxwell’s third equation, $\text{Curl}(\mathbf{H})=\mathbf{J}$.

Magnetic force, moving charges in a magnetic field – Lorentz force equation, force on a current element in a magnetic field, force on a straight and a long current carrying conductor in a magnetic field, force between two straight long and parallel current carrying conductors, magnetic dipole and dipole moment – a differential current loop as a magnetic dipole – Torque on a current loop placed in a magnetic field.

UNIT – IV:

Self and mutual inductance

Self and mutual inductance – determination of self-inductance of a solenoid and toroid and mutual inductance between a straight long wire and a square loop wire in the same plane – energy stored and density in a magnetic field.

UNIT – V:

Time Varying Fields

Time varying fields: Faraday’s laws of electromagnetic induction – its integral and point forms, Maxwell’s fourth equation, $\text{Curl}(\mathbf{E})=-\partial\mathbf{B}/\partial t$, statically and dynamically induced EMF.

Learning outcomes:

After the completion of the course the student should be able to:

- determine electric fields and potentials using Gauss’s law or solving Laplace’s or Poisson’s equations, for various electric charge distributions.
- calculate and design capacitance, energy stored in dielectrics.
- calculate the magnetic field intensity due to current, the application of Ampere’s law and the Maxwell’s second and third equations.
- determine the magnetic forces and torque produced by currents in magnetic field
- determine self and mutual inductances and the energy stored in the magnetic field.
- calculate induced EMF, understand the concepts of displacement current and Poynting vector.

Text Books:

1. “Engineering Electromagnetics” by William H. Hayt & John. A. Buck Mc. Graw-Hill Companies, 7th Edition.2006.



JAWAHARLAL NEHRU TECHNOLOGICAL UNIVERSITY: KAKINADA
KAKINADA – 533 003, Andhra Pradesh, India
DEPARTMENT OF ELECTRICAL AND ELECTRONICS ENGINEERING

COURSE STRUCTURE-R19

Reference Books:

1. “Principles of Electro Magnetics” by Sadiku, Oxford Publications, 4th edition
2. “Introduction to Electro Dynamics” by D J Griffiths, Prentice-Hall of India Pvt.Ltd, 2nd edition
3. “Electromagnetic Field Theory” by Yadvir Singh, Pearson.
4. Fundamentals of Engineering Electromagnetics by Sunil Bhooshan, Oxford higher Education.



JAWAHARLAL NEHRU TECHNOLOGICAL UNIVERSITY: KAKINADA
KAKINADA – 533 003, Andhra Pradesh, India
DEPARTMENT OF ELECTRICAL AND ELECTRONICS ENGINEERING

COURSE STRUCTURE-R19

II Year – I SEMESTER		L	T	P	C
		3	0	0	3
	THERMAL AND HYDRO PRIME MOVERS				

Part-A: Thermal Prime Movers

Course Objectives: To make the student understand the types of prime movers, which can be connected to generators for power production and should obtain the skills of performing the necessary calculations with respect to the functioning of the prime movers.

UNIT I:

Objectives: To make the student learn about the constructional features, operational details of various types of internal combustion engines through the details of several engine systems and the basic air standard cycles, that govern the engines. Further, the student shall be able to calculate the performance of different types of internal combustion engines.

I.C Engines: Classification, working principles – valve and port timing diagrams – air standard cycles – Engine systems line fuel injection, carburetion, ignition, cooling and lubrication – Engine performance evaluation.

UNIT II:

Objectives: To train the student in the aspects of steam formation and its utilities through the standard steam data tables and charts. To make the student correlate between the air standard cycles and the actual cycles that govern the steam turbines. To train the student to calculate the performance of steam turbines using velocity diagrams.

Properties of Steam and use of Steam Tables- T-S and H-S Diagrams. Analysis of various Thermodynamic and processes under gone by Steam.

Vapor Power Cycles: Carnot Cycle-Rankine Cycle- Thermodynamic variables Effecting Efficiency and output of Rankine Cycle-. Analysis of simple Rankine Cycle and Re-heat cycle.

Steam Turbines: Schematic layout of steam power plant – Classification of steam Turbines – Impulse Turbine and Reaction Turbine - Compounding in Turbines – Velocity Diagrams for simple Impulse and Reaction Turbines – Work done & Efficiency.



JAWAHARLAL NEHRU TECHNOLOGICAL UNIVERSITY: KAKINADA
KAKINADA – 533 003, Andhra Pradesh, India
DEPARTMENT OF ELECTRICAL AND ELECTRONICS ENGINEERING

COURSE STRUCTURE-R19

UNIT III:

Objectives: To impart the knowledge of gas turbine fundamentals, the governing cycles and the method to improve the efficiency of gas turbines.

Gas Turbines: Simple gas turbine plant-ideal cycle, closed cycle - open cycle – Efficiency, Work ratio and optimum pressure ratio for simple gas turbine cycle. Actual cycle, analysis of simple cycles & cycles with inter cooling, reheating and regeneration.

Part-B: Hydro Prime Movers

UNIT IV:

Objectives: to teach the student about the fundamental of fluid dynamic equations and its applications fluid jets. To impart the knowledge of various types of pumps, their constructional features, working and performance.

IMPACT OF JETS AND PUMPS: Impulse momentum equation, Impact of Jet on stationary and moving vanes (flat and curved). Pumps: Types of pumps, Centrifugal pumps: Main components, Working principle, Multi stage pumps, Performance and Characteristic curves.

UNIT V:

Objectives: To make the student learn about the constructional features, operational details of various types of hydraulic turbines. Further, the student shall be able to calculate the performance of hydraulic turbines.

HYDRAULIC TURBINES: Classifications of turbines; Working principle, Efficiency calculation and Design principles for Pelton Wheel, Francis and for Kaplan turbines; Governing of turbines; Performance and characteristic curves.

HYDRO POWER: Components of Hydro electric power plant; pumped storage systems, Estimation of water power potential ; Estimation of load on turbines load curve, load factor, capacity factor, utilization factor, diversity factor, load- duration curve, firm power, secondary power, prediction of load.

Text Books:

1. Thermal Engineering by Rajput, Lakshmi publications.
2. Thermal engineering by M.L.Mathur and F.S.Mehta, Jain Brothers.



JAWAHARLAL NEHRU TECHNOLOGICAL UNIVERSITY: KAKINADA
KAKINADA – 533 003, Andhra Pradesh, India
DEPARTMENT OF ELECTRICAL AND ELECTRONICS ENGINEERING

COURSE STRUCTURE-R19

II Year – I SEMESTER	L	T	P	C
	3	0	0	3
MANAGERIAL ECONOMICS AND FINANCIAL ANALYSIS				

Course Objectives:

- The Learning objectives of this paper are to understand the concept and nature of Managerial Economics and its relationship with other disciplines and also to understand the Concept of Demand and Demand forecasting.
- To familiarize about the Production function, Input Output relationship, Cost-Output relationship and Cost-Volume-Profit Analysis.
- To understand the nature of markets, Methods of Pricing in the different market structures and to know the different forms of Business organization and the concept of Business Cycles.
- To learn different Accounting Systems, preparation of Financial Statement and uses of different tools for performance evaluation.
- Finally, it is also to understand the concept of Capital, Capital Budgeting and the techniques used to evaluate Capital Budgeting proposals.

Unit-I

Introduction to Managerial Economics and demand Analysis:

Definition of Managerial Economics –Scope of Managerial Economics and its relationship with other subjects –Concept of Demand, Types of Demand, Determinants of Demand- Demand schedule, Demand curve, Law of Demand and its limitations- Elasticity of Demand, Types of Elasticity of Demand and Measurement- Demand forecasting and Methods of forecasting, Concept of Supply and Law of Supply.

Unit – II:

Theories of Production and Cost Analyses:

Theories of Production function- Law of Variable proportions-Isoquants and Isocosts and choice of least cost factor combination-Concepts of Returns to scale and Economies of scale-Different cost concepts: opportunity costs, explicit and implicit costs-Fixed costs, Variable Costs and Total costs –Cost –Volume-Profit analysis-Determination of Breakeven point(problems)-Managerial significance and limitations of Breakeven point.

Unit – III:

Introduction to Markets, Theories of the Firm & Pricing Policies:

Market Structures: Perfect Competition, Monopoly, Monopolistic competition and Oligopoly – Features – Price and Output Determination – Managerial Theories of firm: Marris and Williamson’s models – other Methods of Pricing: Average cost pricing, Limit Pricing, Market Skimming Pricing, Internet Pricing: (Flat Rate Pricing, Usage sensitive pricing) and Priority Pricing, Business Cycles : Meaning and Features – Phases of a Business Cycle. Features and Evaluation of Sole Trader, Partnership, Joint Stock Company – State/Public Enterprises and their forms.



JAWAHARLAL NEHRU TECHNOLOGICAL UNIVERSITY: KAKINADA
KAKINADA – 533 003, Andhra Pradesh, India
DEPARTMENT OF ELECTRICAL AND ELECTRONICS ENGINEERING

COURSE STRUCTURE-R19

Unit – IV:

Introduction to Accounting & Financing Analysis:

Introduction to Double Entry System, Journal, Ledger, Trail Balance and Preparation of Final Accounts with adjustments – Preparation of Financial Statements-Analysis and Interpretation of Financial Statements-Ratio Analysis – Preparation of Funds flow and cash flow analysis (Problems)

Unit – V:

Capital and Capital Budgeting: Capital Budgeting: Meaning of Capital-Capitalization-Meaning of Capital Budgeting-Time value of money- Methods of appraising Project profitability: Traditional Methods(pay back period, accounting rate of return) and modern methods(Discounted cash flow method, Net Present Value method, Internal Rate of Return Method and Profitability Index)

Course Outcomes:

- The Learner is equipped with the knowledge of estimating the Demand and demand elasticities for a product.
- The knowledge of understanding of the Input-Output-Cost relationships and estimation of the least cost combination of inputs.
- The pupil is also ready to understand the nature of different markets and Price Output determination under various market conditions and also to have the knowledge of different Business Units.
- The Learner is able to prepare Financial Statements and the usage of various Accounting tools for Analysis.
- The Learner can able to evaluate various investment project proposals with the help of capital budgeting techniques for decision making.

TEXT BOOKS:

A R Aryasri, Managerial Economics and Financial Analysis, The McGraw – Hill companies.

REFERENCES:

1. Varshney R.L, K.L Maheswari, Managerial Economics, S. Chand & Company Ltd,
2. JL Pappas and EF Brigham, Managerial Economics, Holt, R & W; New edition edition
3. N.P Srinivasn and M. SakthivelMurugan, Accounting for Management, S. Chand & Company Ltd,
4. Maheswari S.N, An Introduction to Accountancy, Vikas Publishing House Pvt Ltd
5. I.M Pandey, Financial Management , Vikas Publishing House Pvt Ltd
6. V. Maheswari, Managerial Economics, S. Chand & Company Ltd,



JAWAHARLAL NEHRU TECHNOLOGICAL UNIVERSITY: KAKINADA
KAKINADA – 533 003, Andhra Pradesh, India
DEPARTMENT OF ELECTRICAL AND ELECTRONICS ENGINEERING

COURSE STRUCTURE-R19

II Year – I SEMESTER		L	T	P	C
		0	0	3	1.5
	THERMAL AND HYDRO LABORATORY				

Course Objective: To impart practical knowledge on the performance evaluation methods of various internal combustion engines, flow measuring equipment and hydraulic turbines and pumps.

NOTE: TO CONDUCT MINIMUM OF 12 EXPERIMENTS BY CONDUCTING MINIMUM OF SIX FROM EACH SECTION.

SECTION A - THERMAL ENGINEERING LAB

1. I.C. Engines valve / port timing diagrams.
2. I.C. Engines performance test on 4 -stroke Diesel engine.
3. I.C. Engines performance test on 2-stroke petrol engine.
4. Evaluation of engine friction by conducting Morse test on 4-stroke multi cylinder petrol engine
5. Determination of FP by retardation and motoring test on IC engine
6. I.C. Engine heat balance on petrol / Diesel engines.
7. Economical speed test of an IC engine
8. Study of boilers

SECTION B –HYDRAULIC MACHINES LAB

1. Impact of jets on Vanes.
2. Performance Test on Pelton Wheel.
3. Performance Test on Francis Turbine.
4. Performance Test on Kaplan Turbine.
5. Performance Test on Single Stage Centrifugal Pump.
6. Performance Test on Reciprocating Pump.
7. Calibration of Venturimeter.
8. Calibration of Orifice meter.
9. Determination of loss of head due to sudden contraction in a pipeline.



JAWAHARLAL NEHRU TECHNOLOGICAL UNIVERSITY: KAKINADA
KAKINADA – 533 003, Andhra Pradesh, India
DEPARTMENT OF ELECTRICAL AND ELECTRONICS ENGINEERING

COURSE STRUCTURE-R19

II Year – I SEMESTER		L	T	P	C
		0	0	3	1.5
	ELECTRICAL CIRCUITS LABORATORY				

Learning objectives:

To verify and demonstrate various theorems, locus diagrams, resonance and two port networks.
 To determine self and mutual inductance of a magnetic circuit, parameters of a given coil and measurement of 3- phase power.

Any 10 of the following experiments are to be conducted:

- 1) Verification of Thevenin's and Norton's Theorems.
- 2) Verification of superposition theorem and maximum power transfer theorem
- 3) Verification of compensation theorem
- 4) Verification of reciprocity, Millmann's Theorems
- 5) Determination of time constants of R-L, R-C networks using CRO.
- 6) Series and parallel resonance
- 7) Determination of self, mutual inductances and coefficient of coupling
- 8) Z and Y Parameters
- 9) Transmission and hybrid parameters
- 10) Parameters of a choke coil.
- 11) Determination of cold and hot resistance of an electric lamp.
- 12) Measurement of 3-phase power by two Wattmeter method for unbalanced loads

Learning outcomes:

The Student should be able to apply various theorems, determination of self and mutual inductances, two port parameters of a given electric circuits. Able to draw locus diagrams, waveforms and phasor diagrams for lagging and leading networks.



JAWAHARLAL NEHRU TECHNOLOGICAL UNIVERSITY: KAKINADA
KAKINADA – 533 003, Andhra Pradesh, India
DEPARTMENT OF ELECTRICAL AND ELECTRONICS ENGINEERING

COURSE STRUCTURE-R19

II Year – I SEMESTER		L	T	P	C
		3	0	0	0
ESSENCE OF INDIAN TRADITIONAL KNOWLEDGE					

Course Objectives:

To facilitate the students with the concepts of Indian traditional knowledge and to make them understand the Importance of roots of knowledge system

- The course aim of the importing basic principle of third process reasoning and inference sustainability is at the course of Indian traditional knowledge system
- To understand the legal framework and traditional knowledge and biological diversity act 2002 and geographical indication act 2003
- The courses focus on traditional knowledge and intellectual property mechanism of traditional knowledge and protection
- To know the student traditional knowledge in different sector

Course Outcomes:

After completion of the course, students will be able to:

- Understand the concept of Traditional knowledge and its importance
- Know the need and importance of protecting traditional knowledge
- Know the various enactments related to the protection of traditional knowledge
- Understand the concepts of Intellectual property to protect the traditional knowledge

UNIT I

Introduction to traditional knowledge: Define traditional knowledge, nature and characteristics, scope and importance, kinds of traditional knowledge, the physical and social contexts in which traditional knowledge develop, the historical impact of social change on traditional knowledge systems. Indigenous Knowledge (IK), characteristics, traditional knowledge vis-à-vis indigenous knowledge, traditional knowledge Vs western knowledge traditional knowledge vis-à-vis formal knowledge

Learning Outcomes:

At the end of the unit, the student will able to:

- Understand the traditional knowledge.
- Contrast and compare characteristics importance kinds of traditional knowledge.
- Analyze physical and social contexts of traditional knowledge.
- Evaluate social change on traditional knowledge.

UNIT II

Protection of traditional knowledge: the need for protecting traditional knowledge Significance of TK Protection, value of TK in global economy, Role of Government to harness TK.

Learning Outcomes:

At the end of the unit, the student will able to:

- Know the need of protecting traditional knowledge.
- Apply significance of tk protection.



JAWAHARLAL NEHRU TECHNOLOGICAL UNIVERSITY: KAKINADA
KAKINADA – 533 003, Andhra Pradesh, India
DEPARTMENT OF ELECTRICAL AND ELECTRONICS ENGINEERING

COURSE STRUCTURE-R19

- Analyze the value of tk in global economy.
- Evaluate role of government

UNIT III

Legal framework and TK: A: The Scheduled Tribes and Other Traditional Forest Dwellers (Recognition of Forest Rights) Act, 2006, Plant Varieties Protection and Farmers Rights Act, 2001 (PPVFR Act); B: The Biological Diversity Act 2002 and Rules 2004, the protection of traditional knowledge bill, 2016. Geographical indications act 2003.

Learning Outcomes:

At the end of the unit the student will able to:

- Understand legal framework of TK.
- Contrast and compare the ST and other traditional forest dwellers
- Analyze plant variant protections
- Evaluate farmers right act

UNIT IV

Traditional knowledge and intellectual property: Systems of traditional knowledge protection, Legal concepts for the protection of traditional knowledge, Certain non IPR mechanisms of traditional knowledge protection, Patents and traditional knowledge, Strategies to increase protection of traditional knowledge, global legal FORA for increasing protection of Indian Traditional Knowledge.

Learning Outcomes:

At the end of the unit, the student will able to:

- Understand TK and IPR
- Apply systems of TK protection.
- Analyze legal concepts for the protection of TK.
- Evaluate strategies to increase the protection of TK.

UNIT V

Traditional knowledge in different sectors: Traditional knowledge and engineering, Traditional medicine system, TK and biotechnology, TK in agriculture, Traditional societies depend on it for their food and healthcare needs, Importance of conservation and sustainable development of environment, Management of biodiversity, Food security of the country and protection of TK.

Learning Outcomes:

At the end of the unit, the student will able to:

- Know TK in different sectors.
- Apply TK in engineering.
- Analyze TK in various sectors.
- Evaluate food security and protection of TK in the country.



JAWAHARLAL NEHRU TECHNOLOGICAL UNIVERSITY: KAKINADA
KAKINADA – 533 003, Andhra Pradesh, India
DEPARTMENT OF ELECTRICAL AND ELECTRONICS ENGINEERING

COURSE STRUCTURE-R19

Reference Books:

- 1) Traditional Knowledge System in India, by Amit Jha, 2009.
- 2) Traditional Knowledge System and Technology in India by Basanta Kumar Mohanta and Vipin Kumar Singh, PratibhaPrakashan 2012.
- 3) Traditional Knowledge System in India by Amit Jha Atlantic publishers, 2002
- 4) "Knowledge Traditions and Practices of India" Kapil Kapoor, Michel Danino

e-Resources:

- 1) <https://www.youtube.com/watch?v=LZP1StpYEPM>
- 2) <http://nptel.ac.in/courses/121106003/>



JAWAHARLAL NEHRU TECHNOLOGICAL UNIVERSITY: KAKINADA
KAKINADA – 533 003, Andhra Pradesh, India
DEPARTMENT OF ELECTRICAL AND ELECTRONICS ENGINEERING

COURSE STRUCTURE-R19

II Year – II SEMESTER		L	T	P	C
		3	0	0	3
ELECTRICAL MEASUREMENTS AND INSTRUMENTATION					

Preamble:

This course introduces the principle of operation of basic analog and digital measuring instruments for measurement of current, voltage, power, energy etc. Measurement of resistance, inductance and capacitance by using bridge circuits will be discussed in detail. It is expected that student will be thorough with various measuring techniques that are required for an electrical engineer.

Learning Objectives:

- To study the principle of operation and working of different types of instruments for measurement of Electrical Quantities.
- To study the working principle of operation of different types of instruments for measurement of power and power factor.
- To understand the principle of operation and working of various types of bridges for measurement of parameters –resistance, inductance, capacitance and frequency.
- To understand the principle of operation and working of transducers.
- To study the principle of operation and working of DVMS, Power analyser and applications of CRO.

UNIT-I:

Analog Ammeter and Voltmeters

Classification – deflecting, control and damping torques,– PMMC, moving iron type and electrostatic instruments, Construction, Torque equation, Range extension, Effect of temperature, Errors and compensations, advantages and disadvantages. Instrument transformers: Current Transformer and Potential Transformer-construction, theory, errors-Numerical Problems.

UNIT –II:

Analog Wattmeters and Power Factor Meters

Electrodynamometer type wattmeter (LPF and UPF), Power factor meters: Dynamometer and M.I type (Single phase and Three phase), construction, theory, torque equation, advantages and disadvantages -Numerical Problems.

UNIT – III:

Measurements of Electrical parameters

DC Bridges: Method of measuring low, medium and high resistance – sensitivity of Wheat stone’s bridge, Kelvin’s double bridge for measuring low resistance, Loss of charge method for measurement of high resistance, Megger – measurement of earth resistance - Numerical Problems.



JAWAHARLAL NEHRU TECHNOLOGICAL UNIVERSITY: KAKINADA
KAKINADA – 533 003, Andhra Pradesh, India
DEPARTMENT OF ELECTRICAL AND ELECTRONICS ENGINEERING

COURSE STRUCTURE-R19

AC Bridges: Measurement of inductance – quality factor, Maxwell’s bridge, Hay’s bridge, Anderson’s bridge, measurement of capacitance and loss angle, Desauty’s bridge, Schering Bridge, Wagner’s earthing device, Wien’s bridge- Numerical Problems.

UNIT – IV:

Transducers

Definition, Classification, Resistive, Inductive and Capacitive Transducer, LVDT, Strain Gauge, Thermistors, Thermocouples, Piezo electric and Photo Diode Transducers, Digital shaft encoders, Hall effect sensors- Numerical Problems.

UNIT – V:

Digital meters

Digital voltmeter – Successive approximation DVM, Ramp type DVM and Integrating type DVM – Digital frequency meter, Digital multimeter, Digital tachometer, Digital Energy Meter, LCR Q meter, Power Analyzer-Measurement of phase difference, Frequency, hysteresis loop using lissajous patterns in CRO- Numerical Problems.

Learning Outcomes:

After the completion of the course the student should be able to:

- choose right type of instrument for measurement of ac and dc Electrical quantities.
- choose right type of instrument for measurement of power and power factor.
- select right type for measurement of R, L,C.
- understand the effectiveness of Transducer.
- able to understand Digital Meters.

Text Books:

1. Electrical Measurements and measuring Instruments by E.W. Golding and F.C.Widdis, fifth Edition, Wheeler Publishing.
2. Modern Electronic Instrumentation and Measurement Techniques by A.D. Helfrick and W.D. Cooper, PHI, 5th Edition, 2002.

Reference Books:

1. Electrical & Electronic Measurement & Instruments by A.K.Sawhney Dhanpat Rai & Co.Publications.
2. Electrical and Electronic Measurements and instrumentation by R.K.Rajput, S.Chand.
3. Electrical Measurements by Buckingham and Price, Prentice – Hall
4. Electrical Measurements by Forest K. Harris. John Wiley and Sons
5. Electrical Measurements: Fundamentals, Concepts, Applications by Reissland, M.U, New Age International (P) Limited, Publishers.
6. Electrical and Electronic Measurements by G.K.Banerjee, PHI Learning Private Ltd, New Delhi–2012.



JAWAHARLAL NEHRU TECHNOLOGICAL UNIVERSITY: KAKINADA
KAKINADA – 533 003, Andhra Pradesh, India
DEPARTMENT OF ELECTRICAL AND ELECTRONICS ENGINEERING

COURSE STRUCTURE-R19

II Year – II SEMESTER		L	T	P	C
		3	0	0	3
	ELECTRICAL MACHINES – II				

Preamble:

This course covers the topics on 3-phase induction motor, 1-phase induction motor and synchronous machines which have wide application in power systems. The main aim of the course is to provide a detailed analysis of operation and performance of 3-phase induction motor, 1-phase induction motor and synchronous machines. In addition, it also covers voltage regulation and parallel operation of synchronous generators.

Learning objectives:

- Understand the principle of operation and performance of 3-phase induction motor.
- Quantify the performance of induction motor and induction generator in terms of torque and slip.
- To understand the torque producing mechanism of a single phase induction motor.
- To understand the principle of emf generation, the effect of armature reaction and predetermination of voltage regulation in synchronous generators.
- To study parallel operation and control of real and reactive powers for synchronous generators.
- To understand the operation, performance and starting methods of synchronous motors.

UNIT-I:

3-phase induction motors

Construction details of cage and wound rotor machines – production of rotating magnetic field – principle of operation – rotor emf and rotor frequency – rotor current and power factor at standstill and during running conditions – rotor power input, rotor copper loss and mechanical power developed and their interrelationship – equivalent circuit – phasor diagram

UNIT-II:

Characteristics, starting and testing methods of induction motors

Torque equation – expressions for maximum torque and starting torque – torque slip characteristic – double cage and deep bar rotors – crawling and cogging – speed control of induction motor with V/f control method – no load and blocked rotor tests – circle diagram for predetermination of performance – methods of starting – starting current and torque calculations – induction generator operation (Qualitative treatment only)

UNIT – III:

Single Phase Motors

Single phase induction motors – constructional features and equivalent circuit – problem of starting – double revolving field theory



JAWAHARLAL NEHRU TECHNOLOGICAL UNIVERSITY: KAKINADA
KAKINADA – 533 003, Andhra Pradesh, India
DEPARTMENT OF ELECTRICAL AND ELECTRONICS ENGINEERING

COURSE STRUCTURE-R19

Starting methods, AC series motor.

UNIT-IV:

Construction, operation and voltage regulation of synchronous generator

Constructional features of non-salient and salient pole type armature windings – distributed and concentrated windings – distribution, pitch and winding factors – E.M.F equation – improvements of waveform and armature reaction – voltage regulation by synchronous impedance method –MMF method and Potier triangle method – phasor diagrams – two reaction analysis of salient pole machines and phasor diagram.

Parallel operation with infinite bus and other alternators – synchronizing power – load sharing – control of real and reactive power – numerical problems.

UNIT-V:

Synchronous motor – operation, starting and performance

Synchronous motor principle and theory of operation – phasor diagram – starting torque – variation of current and power factor with excitation –synchronous condenser – mathematical analysis for power developed– hunting and its suppression – methods of starting – applications.

Learning outcomes:

After the completion of the course the student should be able to:

- explain the operation and performance of three phase induction motor.
- analyze the torque-speed relation, performance of induction motor and induction generator.
- explain design procedure for transformers and three phase induction motors.
- implement the starting of single phase induction motors.
- perform winding design and predetermine the regulation of synchronous generators.
- avoid hunting phenomenon, implement methods of starting and correction of power factor with synchronous motor.

Text Books:

1. Electrical Machines by P.S. Bhimbra, Khanna Publishers
2. Electric Machinery by A.E.Fitzgerald, Charles kingsley, Stephen D.Umans, TMH

Reference Books:

1. Electrical Machines by D. P.Kothari, I .J .Nagarth, Mc Graw Hill Publications, 4th edition
2. Electrical Machines by R.K.Rajput, Lakshmi publications, 5th edition
3. Electrical Machinery by Abijith Chakrabarthy and Sudhipta Debnath, Mc Graw Hill education 2015
4. Electrical Machinery Fundamentals by Stephen J Chapman Mc Graw Hill education 2010
5. Electric Machines by Mulukutla S.Sarma&Mukesh k.Pathak, CENGAGE Learning.
6. Theory & Performance of Electrical Machines by J.B.Guptha. S.K.Kataria & Sons



JAWAHARLAL NEHRU TECHNOLOGICAL UNIVERSITY: KAKINADA
KAKINADA – 533 003, Andhra Pradesh, India
DEPARTMENT OF ELECTRICAL AND ELECTRONICS ENGINEERING

COURSE STRUCTURE-R19

7. Alternating Current Machines by A.F.Puchstein, T.C. Lloyd, A.G. Conrad, ASIA Publishing House
7. Performance and design of AC machines – M.G. Say.



JAWAHARLAL NEHRU TECHNOLOGICAL UNIVERSITY: KAKINADA
KAKINADA – 533 003, Andhra Pradesh, India
DEPARTMENT OF ELECTRICAL AND ELECTRONICS ENGINEERING

COURSE STRUCTURE-R19

II Year – II SEMESTER	L	T	P	C
	3	0	0	3
DIGITAL ELECTRONICS				

Preamble:

This course covers the topics related to representation numbers in different radix formats, complements and codes. It also introduces the basic gates and their realization in SOP and POS form. Boolean algebra and various logic gates minimization process is introduced. Design principles of combinational and sequential circuits are explained to make the students thorough in design of these circuits.

Course Objectives:

- To solve a typical number base conversion and analyze new error coding techniques.
- Theorems and functions of Boolean algebra and behavior of logic gates.
- To optimize logic gates for digital circuits using various techniques.
- To understand concepts of combinational circuits.
- To develop advanced sequential circuits.

UNIT – I:

Review of Number Systems & Codes:

Representation of numbers of different radix, conversation from one radix to another radix, r-1's compliments and r's compliments of signed numbers, problem solving. 4 bit codes, BCD, Excess-3, 2421, 84-2-1 9s & 10s compliment code etc.,

Logic operations and error detection & correction codes; Basic logic operations -NOT, OR, AND, Universal building blocks, EX-OR, EX-NOR - Gates, Standard SOP and POS, Forms, Gray code, error detection, error correction codes (parity checking, even parity, odd parity, Hamming code) NAND-NAND and NOR-NOR realizations.

UNIT – II:

Minimization Techniques

Boolean theorems, principle of complementation & duality, De-morgan theorems, minimization of logic functions using Boolean theorems, minimization of switching functions using K-Map up to 6 variables, tabular minimization, problem solving (code-converters using K-Map etc..).

UNIT – III:

Combinational Logic Circuits Design



JAWAHARLAL NEHRU TECHNOLOGICAL UNIVERSITY: KAKINADA
KAKINADA – 533 003, Andhra Pradesh, India
DEPARTMENT OF ELECTRICAL AND ELECTRONICS ENGINEERING

COURSE STRUCTURE-R19

Design of Half adder, full adder, half subtractor, full subtractor, applications of full adders, 4-bit binary subtractor, adder-subtractor circuit, BCD adder circuit, Excess 3 adder circuit, look-ahead adder circuit, Design of decoder, demultiplexer, 7 segment decoder, higher order demultiplexing, encoder, multiplexer, higher order multiplexing, realization of Boolean functions using decoders and multiplexers, priority encoder, 4-bit digital comparator.

UNIT – IV:

Sequential Circuits I

Classification of sequential circuits (synchronous and asynchronous); basic flip-flops, truth tables and excitation tables (NAND RS latch, NOR RS latch, RS flip-flop, JK flip-flop, T flip-flop, D flip-flop with reset and clear terminals). Conversion from one flip-flop to another. Design of ripple counters, design of synchronous counters, Johnson counter, ring counter. Design of registers - Buffer register, control buffer register, shift register, bi-directional shift register, universal shift register.

UNIT – V:

Sequential Circuits II

Finite state machine; Analysis of clocked sequential circuits, state diagrams, state tables, reduction of state tables and state assignment, design procedures. Realization of circuits using various flip-flops. Mella to Moore conversion and vice-versa.

Course Outcomes:

After the completion of the course the student should be able to:

- classify different number systems and apply to generate various codes.
- use the concept of Boolean algebra in minimization of switching functions
- design different types of combinational logic circuits.
- apply knowledge of flip-flops in designing of Registers and counters
- the operation and design methodology for synchronous sequential circuits and algorithmic state machines.
- produce innovative designs by modifying the traditional design techniques.

Text Books:

1. Zvi kohavi and Niraj K.Jha, “ Switching and finite Automata Theory”, Cambridge University Press, 3rd edition, 2010.
2. Switching Theory and Logic Design by Hill and Peterson Mc-Graw Hill TMH edition.
3. Digital Design by M. Morris Mano, Micheal D.Ciletti, Pearson Publication 4Th edition. PHI.



JAWAHARLAL NEHRU TECHNOLOGICAL UNIVERSITY: KAKINADA
KAKINADA – 533 003, Andhra Pradesh, India
DEPARTMENT OF ELECTRICAL AND ELECTRONICS ENGINEERING

COURSE STRUCTURE-R19

4. Digital Principles And Applications by Albert Paul Malvino, Donald P Leach TMH edition.

Reference Books:

1. Switching Theory and Logic Design by A. Anand Kumar
2. Modern Digital Electronics by RP Jain, TMH
3. Fundamentals of Logic Design by Charles H. Roth Jr, Jaico Publishers
4. Digital electronics logic and design-Cherry Bhargava, BS Publications, 2019.

Web Links:

1. <https://www.youtube.com/watch?v=CeD2L6KbtVM>
2. Lecture series on Digital Circuits & Systems by Prof.S.Srinivasan, Department of Electrical Engineering, IIT Madras.For more details on NPTEL visit <http://nptel.iitm.ac.in>
3. https://www.youtube.com/watch?v=K73N9ES_8nI
4. <https://www.youtube.com/watch?v=62WxkICo2Bc>



JAWAHARLAL NEHRU TECHNOLOGICAL UNIVERSITY: KAKINADA
KAKINADA – 533 003, Andhra Pradesh, India
DEPARTMENT OF ELECTRICAL AND ELECTRONICS ENGINEERING

COURSE STRUCTURE-R19

II Year – II SEMESTER		L	T	P	C
	CONTROL SYSTEMS	3	0	0	3

Preamble:

This course introduces the elements of linear control systems and their analysis. Classical methods of design using frequency response. The state space approach for design, modeling and analysis of simple PD, PID controllers.

Learning Objectives:

- To learn the mathematical modeling of physical systems and to use block diagram algebra and signal flow graph to determine overall transfer function
- To analyze the time response of first and second order systems and improvement of performance by proportional plus derivative and proportional plus integral controllers
- To investigate the stability of closed loop systems using Routh's stability criterion and the analysis by root locus method.
- To discuss basic aspects of design and compensation of linear control system using Bode plot.
- To present the Frequency Response approaches for the analysis of linear time invariant (LTI) systems using Bode plots, polar plots and Nyquist stability criterion.
- Ability to formulate state models and analyze the systems. To learn the concepts of Controllability and Observability.

UNIT – I:

Mathematical Modeling of Control Systems

Classification of control systems, open loop and closed loop control systems and their differences, Feedback characteristics, transfer function of linear system, differential equations of electrical networks, translational and rotational mechanical systems, transfer function of DC servo motor – AC servo motor – synchro, transmitter and receiver – block diagram algebra – representation by signal flow graph – reduction using Mason's gain formula.

UNIT-II:

Time Response Analysis

Standard test signals – time response of first and second order systems – time domain specifications, steady state errors and error constants, P, PI,

Stability and Root Locus Technique



JAWAHARLAL NEHRU TECHNOLOGICAL UNIVERSITY: KAKINADA
KAKINADA – 533 003, Andhra Pradesh, India
DEPARTMENT OF ELECTRICAL AND ELECTRONICS ENGINEERING

COURSE STRUCTURE-R19

The concept of stability – Routh’s stability criterion –limitations of Routh’s stability, Root locus concept – construction of root loci (simple problems).Effect of addition of poles and zeros root locus

UNIT–III:

Frequency Response Analysis

Introduction to frequency domain specifications – Bode diagrams – transfer function from the Bode diagram – phase margin and gain margin – stability analysis from Bode plots.

Polar plots, Nyquist stability criterion.

UNIT–IV:

Classical Control Design Techniques

Lag, lead, lag-lead compensators, design of compensators using Bode plots.

UNIT–V:

State Space Analysis of LTI Systems

Concepts of state, state variables and state model, state space representation of transfer function, diagonalization, solving the time invariant state equations, State Transition Matrix and it’s Properties, concepts of controllability and observability.

Learning Outcome:

After the completion of the course the student should be able to:

- derive the transfer function of physical systems and determination of overall transfer function using block diagram algebra and signal flow graphs.
- determine time response specifications of second order systems and to determine error constants.
- analyze absolute and relative stability of LTI systems using Routh’s stability criterion and the root locus method.
- analyze the stability of LTI systems using frequency response methods.
- design Lag, Lead, Lag-Lead compensators to improve system performance from Bode diagrams.
- represent physical systems as state models and determine the response. Understanding the concepts of controllability and observability.

Text Books:

1. Modern Control Engineering by Kotsuhiko Ogata, Prentice Hall of India.
2. Automatic control systems by Benjamin C.Kuo, Prentice Hall of India, 2nd Edition.

Reference Books:

1. Control Systems principles and design by M.Gopal, Tata Mc Graw Hill education Pvt Ltd., 4th Edition.
2. Control Systems by Manik Dhanesh N, Cengage publications.
3. Control Systems Engineering by I.J.Nagarath and M.Gopal, Newage International Publications, 5th Edition.
4. Control Systems Engineering by S.Palani, Tata Mc Graw Hill Publications.



JAWAHARLAL NEHRU TECHNOLOGICAL UNIVERSITY: KAKINADA
KAKINADA – 533 003, Andhra Pradesh, India
DEPARTMENT OF ELECTRICAL AND ELECTRONICS ENGINEERING

COURSE STRUCTURE-R19

II Year – II SEMESTER		L	T	P	C
			3	0	0
POWER SYSTEMS-I					

Preamble:

Electrical Power plays significant role in day to day life of entire mankind. The aim of this course is to allow the students to understand the concepts of the generation and distribution of power along with economic aspects.

Learning objectives :

- To study the principle of operation of different components of a thermal power stations.
- To study the principle of operation of different components of a Nuclear power stations.
- To study the constructional and operation of different components of an Air and Gas Insulated substations.
- To study the constructional details of different types of cables.
- To study different types of load curves and tariffs applicable to consumers.

UNIT-I:

Thermal Power Stations

Selection of site, general layout of a thermal power plant showing paths of coal, steam, water, air, ash and flue gasses, ash handling system, Brief description of components: boilers, super heaters, economizers, electrostatic precipitators, steam turbines: impulse and reaction turbines, condensers, feed water circuit, cooling towers and chimney.

UNIT-II:

Nuclear Power Stations

Location of nuclear power plant, working principle, nuclear fission, nuclear fuels, nuclear chain reaction, nuclear reactor components: moderators, control rods, reflectors and coolants, types of nuclear reactors and brief description of PWR, BWR and FBR. Radiation: radiation hazards and shielding, nuclear waste disposal.

UNIT-III:

Substations

Classification of substations:

Air Insulated Substations – indoor & outdoor substations, substations layouts of 33/11 kV showing the location of all the substation equipment.

Bus bar arrangements in the sub-stations: simple arrangements like single bus bar, sectionalized single bus bar, double bus bar with one and two circuit breakers, main and transfer bus bar system with relevant diagrams.



JAWAHARLAL NEHRU TECHNOLOGICAL UNIVERSITY: KAKINADA
KAKINADA – 533 003, Andhra Pradesh, India
DEPARTMENT OF ELECTRICAL AND ELECTRONICS ENGINEERING

COURSE STRUCTURE-R19

Gas Insulated Substations (GIS) – advantages of gas insulated substations, different types of gas insulated substations, single line diagram of gas insulated substations, constructional aspects of GIS, installation and maintenance of GIS, comparison of air insulated substations and gas insulated substations.

UNIT-IV:

Underground Cables

Types of cables, construction, types of insulating materials, calculation of insulation resistance, stress in insulation and power factor of cable.

capacitance of single and 3-Core belted Cables: Grading of cables – capacitance grading and intersheath grading.

UNIT-V:

Economic Aspects of Power Generation & Tariff

Economic Aspects –load curve, load duration and integrated load duration curves, discussion on economic aspects: connected load, maximum demand, demand factor, load factor, diversity factor, power capacity factor and plant use factor, base and peak load plants.

Tariff Methods– costs of generation and their division into fixed, semi-fixed and running costs, desirable characteristics of a tariff method, tariff methods: simple rate, flat rate, block-rate, two-part, three-part, and power factor tariff methods.

Learning Outcomes:

After the completion of the course the student should be able to:

- identify the different components of thermal power plants.
- identify the different components of nuclear Power plants.
- identify the different components of air and gas insulated substations.
- identify single core and three core cables with different insulating materials.
- analyse the different economic factors of power generation and tariffs.

Text Books:

1. A Text Book on Power System Engineering by M.L.Soni, P.V.Gupta, U.S.Bhatnagar and A. Chakrabarti, Dhanpat Rai & Co. Pvt. Ltd.
2. Generation, Distribution and Utilization of Electric Energy by C.L.Wadhawa New age International (P) Limited, Publishers.

Reference Books:

1. Electrical Power Distribution Systems by V. Kamaraju, Tata Mc Graw Hill, New Delhi.
2. Elements of Electrical Power Station Design by M V Deshpande, PHI, New Delhi.



JAWAHARLAL NEHRU TECHNOLOGICAL UNIVERSITY: KAKINADA
KAKINADA – 533 003, Andhra Pradesh, India
DEPARTMENT OF ELECTRICAL AND ELECTRONICS ENGINEERING

COURSE STRUCTURE-R19

II Year – II SEMESTER		L	T	P	C
			3	0	0
	SIGNALS AND SYSTEMS				

Preamble:

This course introduces the fundamental concepts of various types signals and their properties and mathematical operations on the signals. Fourier series, Fourier and Hilbert transforms are introduced to analyze the signals. Sampling theorem and Parseval's theorem are introduced to design and analysis of filters. Laplace and Z-transforms are used for the analysis of signals.

Course Objectives:

- To introduce the terminology of signals and systems.
- To introduce Fourier tools through the analogy between vectors and signals.
- To introduce the concept of sampling and reconstruction of signals.
- To analyze the linear systems in time and frequency domains.
- To study z-transform as mathematical tool to analyze discrete-time signals and systems.

UNIT- I:

Introduction

Definition of Signals and Systems, Classification of Signals, Classification of Systems, Operations on signals: time-shifting, time-scaling, amplitude-shifting, amplitude-scaling. Problems on classification and characteristics of Signals and Systems. Complex exponential and sinusoidal signals, Singularity functions and related functions: impulse function, step function signum function and ramp function. Analogy between vectors and signals, orthogonal signal space, Signal approximation using orthogonal functions, Mean square error, closed or complete set of orthogonal functions, Orthogonality in complex functions.



JAWAHARLAL NEHRU TECHNOLOGICAL UNIVERSITY: KAKINADA
KAKINADA – 533 003, Andhra Pradesh, India
DEPARTMENT OF ELECTRICAL AND ELECTRONICS ENGINEERING

COURSE STRUCTURE-R19

UNIT –II:

Fourier Series And Fourier Transform:

Fourier series representation of continuous time periodic signals, properties of Fourier series, Dirichlet's conditions, Trigonometric Fourier series and Exponential Fourier series, Complex Fourier spectrum. Deriving Fourier transform from Fourier series, Fourier transform of arbitrary signal, Fourier transform of standard signals, Fourier transform of periodic signals, properties of Fourier transforms, Fourier transforms involving impulse function and Signum function. Introduction to Hilbert Transform.

UNIT –III:

Sampling Theorem

Graphical and analytical proof for Band Limited Signals, impulse sampling, Natural and Flat top Sampling, Reconstruction of signal from its samples, effect of under sampling – Aliasing, Introduction to Band Pass sampling.

UNIT-IV:

Analysis of Linear Systems

Linear system, impulse response, Response of a linear system, Linear time invariant (LTI) system, Linear time variant (LTV) system, Concept of convolution in time domain and frequency domain, Graphical representation of convolution, Transfer function of a LTI system. Filter characteristics of linear systems. Distortion less transmission through a system, Signal bandwidth, system bandwidth, Ideal LPF, HPF and BPF characteristics, Causality and Poly-Wiener criterion for physical realization, relationship between bandwidth and rise time.

Cross-correlation and auto-correlation of functions, properties of correlation function, Energy density spectrum, Parseval's theorem, Power density spectrum, Relation between auto correlation function and energy/power spectral density function. Relation between convolution and correlation.

UNIT –V:

Laplace Transforms

Review of Laplace transforms, Partial fraction expansion, Inverse Laplace transform, Concept of region of convergence (ROC) for Laplace transforms, constraints on ROC for various classes of signals, Properties of L.T's, Relation between L.T's, and F.T. of a signal.

Z-Transforms

Fundamental difference between continuous-time and discrete-time signals, discrete time signal representation using complex exponential and sinusoidal components, Periodicity of discrete time using complex exponential signal, Concept of Z- Transform of a discrete sequence.



JAWAHARLAL NEHRU TECHNOLOGICAL UNIVERSITY: KAKINADA
KAKINADA – 533 003, Andhra Pradesh, India
DEPARTMENT OF ELECTRICAL AND ELECTRONICS ENGINEERING

COURSE STRUCTURE-R19

Distinction between Laplace, Fourier and Z transforms. Region of convergence in Z-Transform, constraints on ROC for various classes of signals, Inverse Z-transform, properties of Z-transforms.

Course Outcomes:

After the completion of the course the student should be able to:

- characterize the signals and systems and principles of vector spaces, Concept of orthogonality.
- analyze the continuous-time signals and continuous-time systems using Fourier series, Fourier transform and Laplace transform.
- apply sampling theorem to convert continuous-time signals to discrete-time signal and reconstruct back.
- understand the relationships among the various representations of LTI systems
- understand the Concepts of convolution, correlation, Energy and Power density spectrum and their relationships.
- apply z-transform to analyze discrete-time signals and systems.

Text Books:

1. Signals, Systems & Communications - B.P. Lathi, BS Publications, 2003.
2. Signals and Systems - A.V. Oppenheim, A.S. Willsky and S.H. Nawab, PHI, 2nd Edn.
3. Signals & Systems- Narayan Iyer and K Satya Prasad, Cenage Pub.

Reference Books:

1. Signals & Systems - Simon Haykin and Van Veen, Wiley, 2nd Edition.
2. Principles of Linear Systems and Signals – BP Lathi, Oxford University Press, 2015
3. Signals and Systems – Signals and Systems – M.J. Roberts, 3rd Edition, MC Graw-Hill, 2019.
4. Fundamentals of Signals and Systems- Michel J. Robert, MGH International Edition, 2008.
5. Signals and Systems – T K Rawat , Oxford University press, 2011



JAWAHARLAL NEHRU TECHNOLOGICAL UNIVERSITY: KAKINADA
KAKINADA – 533 003, Andhra Pradesh, India
DEPARTMENT OF ELECTRICAL AND ELECTRONICS ENGINEERING

COURSE STRUCTURE-R19

II Year – II SEMESTER		L	T	P	C
		0	0	3	1.5
ELECTRICAL MACHINES – I LABORATORY					

Learning objectives:

- To plot the magnetizing characteristics of DC shunt generator and understand the mechanism of self-excitation.
- To control the speed of DC motors.
- To determine and predetermine the performance of DC machines.
- To predetermine the efficiency and regulation of transformers and assess their performance.

Any 10 of the following experiments are to be conducted

1. Magnetization characteristics of DC shunt generator.
2. Brake test on DC shunt motor.
3. Hopkinson's test on DC shunt machines.
4. Swinburne's test and Predetermination of efficiencies as Generator and Motor.
5. Speed control of DC shunt motor by Field and Armature Control.
6. Retardation test on DC shunt motor..
7. Separation of losses in DC shunt motor.
8. OC & SC test on single phase transformer.
9. Sumpner's test on single phase transformer.
10. Scott connection of transformers
11. Parallel operation of Single phase Transformers
12. Separation of core losses of a single phase transformer
13. Heat run test on a bank of 3 Nos. of single phase Delta connected transformers

Learning outcomes:

After the completion of the course the student should be able to:

- Determine and predetermine the performance of DC machines and Transformers.
- Control the speed of DC motor.
- Obtain three phase to two phase transformation.



JAWAHARLAL NEHRU TECHNOLOGICAL UNIVERSITY: KAKINADA
KAKINADA – 533 003, Andhra Pradesh, India
DEPARTMENT OF ELECTRICAL AND ELECTRONICS ENGINEERING

COURSE STRUCTURE-R19

II Year – II SEMESTER	L	T	P	C
	0	0	3	1.5
ELECTRONIC DEVICES & CIRCUITS LABORATORY				

Electronic Workshop Practice:

1. Identification, Specifications, Testing of R, L, C Components (Colour Codes), Potentiometers, Coils, Gang condensers, Relays, Bread Boards.
2. Identification, Specifications and Testing of active devices, Diodes, BJTs, JFETs, LEDs, LCDs, SCR, UJT.
3. Soldering Practice- Simple circuits using active and passive components.
4. Study and operation of Ammeters, Voltmeters, Transformers, Analog and Digital Multimeter, Function
5. Generator, Regulated Power Supply and CRO..

List of Experiments

Any 10 of the following experiments are to be conducted

1. P.N Junction Diode Characteristics
 Part A: Germanium Diode (Forward bias & Reverse bias)
 Part B: Silicon Diode (Forward Bias only)
2. Zener Diode Characteristics
 Part A: V-I Characteristic
 Part B: Zener Diode as Voltage Regulator
3. Rectifiers (without and with c-filter)
 Part A: Half-wave Rectifier
 Part B : Full-wave Rectifier
4. BJT Characteristics (CE Configuration)
 Part A: Input Characteristics
 Part B: output Characteristics
5. FET Characteristics
 Part A: Drain Characteristics
 Part B: Transfer Characteristics
6. SCR Characteristics
7. UJT Characteristics
8. Transistor Biasing
9. CRO Operation and its Measurement
10. BJT-CE Amplifier
11. Emitter Follower –CC Amplifier



JAWAHARLAL NEHRU TECHNOLOGICAL UNIVERSITY: KAKINADA
KAKINADA – 533 003, Andhra Pradesh, India
DEPARTMENT OF ELECTRICAL AND ELECTRONICS ENGINEERING

COURSE STRUCTURE-R19

12.FET-CS Amplifier

Note: The students are required to perform the experiment to obtain the V-I characteristics and to determine the relevant parameters from the obtained graphs.

Equipment required:

- 1.Regulated Power supplies
- 2.Analog/Digital Storage Oscilloscopes
- 3.Analog/Digital Function Generators
- 4.Digital Multimeters
- 5.Decade Résistance Boxes/Rheostats
- 6.Decade Capacitance Boxes
- 7.Ammeters (Analog or Digital)
- 8.Voltmeters (Analog or Digital)
- 9.Active & Passive Electronic Components



JAWAHARLAL NEHRU TECHNOLOGICAL UNIVERSITY: KAKINADA
KAKINADA – 533 003, Andhra Pradesh, India
DEPARTMENT OF ELECTRICAL AND ELECTRONICS ENGINEERING

COURSE STRUCTURE-R19

II Year – II SEMESTER		L	T	P	C
		3	0	0	0
PROFESSIONAL ETHICS AND HUMAN VALUES					

Course Objectives:

- To create an awareness on Engineering Ethics and Human Values.
- To instill Moral and Social Values and Loyalty
- To appreciate the rights of others
- To create awareness on assessment of safety and risk

Course outcomes:

Students will be able to:

- Identify and analyze an ethical issue in the subject matter under investigation or in a relevant field
- Identify the multiple ethical interests at stake in a real-world situation or practice
- Articulate what makes a particular course of action ethically defensible
- Assess their own ethical values and the social context of problems
- Identify ethical concerns in research and intellectual contexts, including academic integrity, use and citation of sources, the objective presentation of data, and the treatment of human subjects
- Demonstrate knowledge of ethical values in non-classroom activities, such as service learning, internships, and field work
- Integrate, synthesize, and apply knowledge of ethical dilemmas and resolutions in academic settings, including focused and interdisciplinary research.

UNIT I

Human Values: Morals, Values and Ethics-Integrity-Work Ethic-Service learning – Civic Virtue – Respect for others –Living Peacefully –Caring –Sharing –Honesty -Courage-Cooperation– Commitment – Empathy –Self Confidence Character –Spirituality.

Learning outcomes:

1. Learn about morals, values & work ethics.
2. Learn to respect others and develop civic virtue.
3. Develop commitment
4. Learn how to live peacefully

UNIT II

Engineering Ethics: Senses of ‘Engineering Ethics-Variety of moral issued –Types of inquiry – Moral dilemmas –Moral autonomy –Kohlberg’s theory-Gilligan’s theory-Consensus and controversy –Models of professional roles-Theories about right action-Self-interest -Customs and religion –Uses of Ethical theories –Valuing time –Cooperation –Commitment.

Learning outcomes:

1. Learn about the ethical responsibilities of the engineers.
2. Create awareness about the customs and religions.



JAWAHARLAL NEHRU TECHNOLOGICAL UNIVERSITY: KAKINADA
KAKINADA – 533 003, Andhra Pradesh, India
DEPARTMENT OF ELECTRICAL AND ELECTRONICS ENGINEERING

COURSE STRUCTURE-R19

3. Learn time management
4. Learn about the different professional roles.

UNIT III

Engineering as Social Experimentation: Engineering As Social Experimentation –Framing the problem –Determining the facts –Codes of Ethics –Clarifying Concepts –Application issues – Common Ground -General Principles –Utilitarian thinking respect for persons.

Learning outcomes:

1. Demonstrate knowledge to become a social experimenter.
2. Provide depth knowledge on framing of the problem and determining the facts.
3. Provide depth knowledge on codes of ethics.
4. Develop utilitarian thinking

UNIT IV

Engineers Responsibility for Safety and Risk: Safety and risk –Assessment of safety and risk – Risk benefit analysis and reducing risk-Safety and the Engineer-Designing for the safety-Intellectual Property rights (IPR).

Learning outcomes:

1. Create awareness about safety, risk & risk benefit analysis.
2. Engineer's design practices for providing safety.
3. Provide knowledge on intellectual property rights.

UNIT V

Global Issues: Globalization –Cross-culture issues-Environmental Ethics –Computer Ethics – Computers as the instrument of Unethical behavior –Computers as the object of Unethical acts – Autonomous Computers-Computer codes of Ethics –Weapons Development -Ethics and Research –Analyzing Ethical Problems in research.

Learning outcomes:

1. Develop knowledge about global issues.
2. Create awareness on computer and environmental ethics
3. Analyze ethical problems in research.
4. Give a picture on weapons development.



JAWAHARLAL NEHRU TECHNOLOGICAL UNIVERSITY: KAKINADA
KAKINADA – 533 003, Andhra Pradesh, India
DEPARTMENT OF ELECTRICAL AND ELECTRONICS ENGINEERING

COURSE STRUCTURE-R19

Text Books:

- 1) “Engineering Ethics includes Human Values” by M.Govindarajan, S.Natarajan and, V.S.Senthil Kumar-PHI Learning Pvt. Ltd-2009
- 2) “Engineering Ethics” by Harris, Pritchard and Rabins, CENGAGE Learning, India Edition, 2009.
- 3) “Ethics in Engineering” by Mike W. Martin and Roland Schinzinger –Tata McGraw-Hill– 2003.
- 4) “Professional Ethics and Morals” by Prof.A.R.Aryasri, DharanikotaSuyodhana-Maruthi Publications.
- 5) “Professional Ethics and Human Values” by A.Alavudeen, R.Kalil Rahman and M.Jayakumaran-LaxmiPublications.
- 6) “Professional Ethics and Human Values” by Prof.D.R.Kiran-
“Indian Culture, Values and Professional Ethics” by PSR Murthy-BS Publication



JAWAHARLAL NEHRU TECHNOLOGICAL UNIVERSITY: KAKINADA
KAKINADA – 533 003, Andhra Pradesh, India
DEPARTMENT OF ELECTRICAL AND ELECTRONICS ENGINEERING

COURSE STRUCTURE-R19

III Year – I SEMESTER		L	T	P	C
	POWER SYSTEMS–II	3	0	0	3

Preamble:

This course is an extension of power systems–I course. It deals with basic theory of transmission lines modeling and their performance analysis. Transient in power system, improvement of power factor and voltage control are discussed in detail. It is important for the student to understand the mechanical design aspects of transmission lines, cables, insulators. These aspects are also covered in detail in this course.

Learning Objectives:

- To compute inductance/capacitance of transmission lines and to understand the concepts of GMD/GMR.
- To study the short and medium length transmission lines, their models and performance.
- To study the performance and modeling of long transmission lines.
- To study the effect of travelling waves on transmission lines.
- To study the factors affecting the performance of transmission lines and power factor improvement methods.
- To discuss sag and tension computation of transmission lines as well as to study the performance of overhead insulators.

UNIT–I:

Transmission Line Parameters

Conductor materials - Types of conductors – Calculation of resistance for solid conductors – Calculation of inductance for single phase and three phase– Single and double circuit lines– Concept of GMR and GMD–Symmetrical and asymmetrical conductor configuration with and without transposition–Bundled conductors – Calculation of capacitance for 2 wire and 3 wire systems – Effect of ground on capacitance – Capacitance calculations for symmetrical and asymmetrical single and three phase–Single and double circuit lines- Bundled conductors.

UNIT–II:

Performance Analysis of Transmission Lines

Classification of Transmission Lines – Short, medium, long line and their model representations –Nominal-T–Nominal-Pie and A, B, C, D Constants for symmetrical and Asymmetrical Networks.

Rigorous Solution for long line equations – Surge Impedance and SIL of Long Lines – Representation of Long lines – Equivalent T and Equivalent Pie network models - Mathematical Solutions to estimate regulation and efficiency of all types of lines.



JAWAHARLAL NEHRU TECHNOLOGICAL UNIVERSITY: KAKINADA
KAKINADA – 533 003, Andhra Pradesh, India
DEPARTMENT OF ELECTRICAL AND ELECTRONICS ENGINEERING

COURSE STRUCTURE-R19

UNIT – III:

Power System Transients

Types of System Transients – Travelling or Propagation of Surges – Attenuation–Distortion– Reflection and Refraction Coefficients – Termination of lines with different types of conditions – Open Circuited Line–Short Circuited Line – T-Junction– Lumped Reactive Junctions.

UNIT-IV:

Various Factors governing the Performance of Transmission line

Skin and Proximity effects – Description and effect on Resistance of Solid Conductors –Ferranti effect – Charging Current – Corona – Description of the phenomenon–Factors affecting corona– Critical voltages and power loss – Radio Interference.

UNIT-V:

Sag and Tension Calculations and Overhead Line Insulators

Sag and Tension calculations with equal and unequal heights of towers–Effect of Wind and Ice on weight of Conductor – Stringing chart and sag template and its applications–Types of Insulators – String efficiency and Methods for improvement - Voltage distribution–Calculation of string efficiency – Capacitance grading and Static Shielding.

Learning Outcomes:

After the completion of the course the student should be able to:

- understand parameters of various types of transmission lines during different operating conditions.
- understand the performance of short and medium transmission lines.
- understand travelling waves on transmission lines.
- understand various factors related to charged transmission lines.
- understand sag/tension of transmission lines and performance of line insulators.

Text Books:

1. Electrical power systems – by C.L.Wadhwa, New Age International (P) Limited, Publishers, 1998.
2. Modern Power System Analysis by I.J.Nagarath and D.P.Kothari, Tata McGraw Hill, 2ndEdition

Reference Books:

1. Power system Analysis–by John J Grainger William D Stevenson, TMC Companies, 4thedition
2. Power System Analysis and Design by B.R.Gupta, Wheeler Publishing.
3. A Text Book on Power System Engineering by M.L.Soni, P.V.Gupta, U.S.Bhatnagar A.Chakrabarthy, DhanpatRai& Co Pvt. Ltd.
4. Electrical Power Systems by P.S.R. Murthy, B.S.Publications.



JAWAHARLAL NEHRU TECHNOLOGICAL UNIVERSITY: KAKINADA
KAKINADA – 533 003, Andhra Pradesh, India
DEPARTMENT OF ELECTRICAL AND ELECTRONICS ENGINEERING

COURSE STRUCTURE-R19

III Year – I SEMESTER		L	T	P	C
		3	0	0	3
	POWER ELECTRONICS				

Preamble:

The usage of power electronics in day to day life has increased in recent years. It is important for student to understand the fundamental principles behind all these converters. This course covers characteristics of semiconductor devices, ac/dc, dc/dc, ac/ac and dc/ac converters. The importance of using pulse width modulated techniques to obtain high quality power supply (dc/ac converter) is also discussed in detail in this course.

Learning Objectives:

- To study the characteristics of various power semiconductor devices and to design firing circuits for SCR.
- To understand the operation of single phase full–wave converters and analyze harmonics in the input current.
- To study the operation of three phase full–wave converters.
- To understand the operation of different types of DC-DC converters.
- To understand the operation of inverters and application of PWM techniques for voltage control and harmonic mitigation.
- To analyze the operation of AC-AC regulators.

UNIT-I:

Introduction

Basic Theory of Operation - Static Characteristics-Two Transistors analogy -Turn on and Turn off Methods - Methods of SCR Triggering - Dynamic & Gate Characteristics of SCR - Series and Parallel Operation - Snubber circuit - Characteristics of Power MOSFET and IGBT.

UNIT-II:

Single Phase AC-DC Converters

Single Phase half wave controlled rectifiers - R load and RL load with and without freewheeling diode - Single Phase fully controlled bridge converter with R load, RL load and RLE load - Continuous and Discontinuous conduction - Effect of source inductance in 1-phase fully controlled bridge rectifier with continuous conduction – Expression for output voltages – Single Phase semi Converter with R load, RL load and RLE load – Continuous and Discontinuous conduction - Harmonic Analysis - Single Phase Dual Converters - Numerical Problems



JAWAHARLAL NEHRU TECHNOLOGICAL UNIVERSITY: KAKINADA
KAKINADA – 533 003, Andhra Pradesh, India
DEPARTMENT OF ELECTRICAL AND ELECTRONICS ENGINEERING

COURSE STRUCTURE-R19

UNIT–III:

Three Phase AC-DC Converters & AC – AC Converters

Three Phase half wave Rectifier with R and RL load -Three Phase fully controlled rectifier with R and RL load - Three Phase semi converter with R and RL load - Expression for Output Voltage - Harmonic Analysis - Three Phase Dual Converters - Numerical Problems.

AC-AC power control by phase control with R and RL loads - Three phase AC voltage regulator with R load – Single phase step down Cycloconverter - Numerical Problems.

UNIT–IV:

DC–DC Converters

Operation of Basic Chopper - Classification - Control Techniques - Analysis of Buck, Boost and Buck-Boost converters in Continuous Conduction Mode (CCM) and Discontinuous Conduction Modes (DCM) - Output voltage equations using volt-sec balance in CCM & DCM – Expressions for output voltage ripple and inductor current ripple- Numerical Problems.

UNIT – V:

DC–AC Converters

Introduction - Classification - Single Phase half bridge and full bridge inverters with R and RL loads - Unipolar & Bipolar Switching - Quasi-square wave pulse width modulation - Three Phase square wave inverters - 120° conduction and 180° conduction modes of operation - PWM inverters - Sinusoidal Pulse Width Modulation - Current Source Inverter (CSI) - Numerical Problems.

Learning Outcomes:

After the completion of the course the student should be able to:

- explain the characteristics of various power semiconductor devices and analyze the static and dynamic characteristics of SCR's.
- design firing circuits for SCR.
- explain the operation of single phase full-wave converters and analyze harmonics in the input current.
- explain the operation of three phase full-wave converters.
- analyze the operation of different types of DC-DC converters.
- explain the operation of inverters and application of PWM techniques for voltage control and harmonic mitigation.
- analyze the operation of AC-AC regulators.

Text Books:

1. Power Electronics: Converters, Applications and Design by Ned Mohan, Tore M Undeland, William P Robbins, John Wiley & Sons.



JAWAHARLAL NEHRU TECHNOLOGICAL UNIVERSITY: KAKINADA
KAKINADA – 533 003, Andhra Pradesh, India
DEPARTMENT OF ELECTRICAL AND ELECTRONICS ENGINEERING

COURSE STRUCTURE-R19

2. Power Electronics: Circuits, Devices and Applications – by M. H. Rashid, Prentice Hall of India, 2nd edition, 1998
3. Power Electronics: Essentials & Applications by L.Umanand, Wiley, Pvt. Limited, India, 2009.

Reference Books:

1. Elements of Power Electronics–Philip T.Krein.oxford.
2. Power Electronics – by P.S.Bhimbra, Khanna Publishers.
3. Thyristorised Power Controllers – by G. K. Dubey, S. R. Doradla, A. Joshi and R. M. K.Sinha, New Age International (P) Limited Publishers, 1996.
4. Power Electronics: by Daniel W.Hart, Mc Graw Hill.



JAWAHARLAL NEHRU TECHNOLOGICAL UNIVERSITY: KAKINADA
KAKINADA – 533 003, Andhra Pradesh, India
DEPARTMENT OF ELECTRICAL AND ELECTRONICS ENGINEERING

COURSE STRUCTURE-R19

III Year – I SEMESTER		L	T	P	C
			3	0	0
	LINEAR IC APPLICATIONS				

Preamble:

To understand the various possible applications of integrated circuits this course is proposed. To attend this course, it is assumed that all the students taking this course should have the basic electronic circuits' concepts. In the course content, basic characteristics required to use integrated circuits for various applications are included, followed by the linear and nonlinear applications of operational amplifiers. In addition, application of integrated circuits in filter design, modulators, analog multiplier, timer and phase locked loops applications. Application of integrated circuits for analog-to-digital and digital-to-analog conversion is also included.

Learning Objectives:

- To understand the basic operation & performance parameters of differential amplifiers.
- To understand & learn the measuring techniques of performance parameters of Op-Amp
- To learn the linear and non-linear applications of operational amplifiers.
- To understand the analysis & design of different types of active filters using Op-Amps
- To learn the internal structure, operation and applications of different analog ICs
- To Acquire skills required for designing and testing integrated circuits

UNIT I

Characteristics of OP-Amps:

Characteristics of OP-Amps, Integrated circuits-Types, Classification, Package Types and Temperature ranges, Power supplies, Op-Amp Block Diagram, ideal and practical Op-amp Specifications, DC and AC characteristics, 741 op-amp & its features, Op-Amp parameters & Measurement, Input & Out put Off set voltages & currents, slew rate, CMRR, PSRR, drift, Frequency Compensation techniques.

UNIT II

Linear And Non-Linear Applications Of Op-Amps:

Inverting and Non-inverting amplifier, Integrator and differentiator, Difference amplifier, Instrumentation amplifier, AC amplifier, V to I, I to V converters, Buffers. Non- Linear function generation, Comparators, Multivibrators, Triangular and Square wave generators, Log and Anti log Amplifiers, Precision rectifiers.

UNIT III



JAWAHARLAL NEHRU TECHNOLOGICAL UNIVERSITY: KAKINADA
KAKINADA – 533 003, Andhra Pradesh, India
DEPARTMENT OF ELECTRICAL AND ELECTRONICS ENGINEERING

COURSE STRUCTURE-R19

Active Filters, Analog Multipliers And Modulators:

Design & Analysis of Butterworth active filters – 1st order, 2nd order LPF, HPF filters. Band pass, Band reject and all pass filters.

Four Quadrant Multiplier, IC 1496, Sample & Hold circuits.

UNIT IV

Timers & Phase Locked Loops:

Introduction to 555 timer, functional diagram, Monostable and Astable operations and applications, Schmitt Trigger; PLL - introduction, block schematic, principles and description of

individual blocks, 565 PLL, Applications of PLL – frequency multiplication, frequency translation, AM, FM & FSK demodulators. Applications of VCO (566).

UNIT V

Digital To Analog And Analog To Digital Converters:

Introduction, basic DAC techniques, weighted resistor DAC, R-2R ladder DAC, inverted R-2R DAC, and IC 1408 DAC, Different types of ADCs – parallel Comparator type ADC, counter type ADC, successive approximation ADC and dual slope ADC. DAC and ADC Specifications, Specifications AD 574 (12 bit ADC).

Learning Outcomes:

After the completion of the course the student should be able to:

- design circuits using operational amplifiers for various applications.
- analyze and design amplifiers and active filters using Op-amp.
- diagnose and trouble-shoot linear electronic circuits.
- understand the gain-bandwidth concept and frequency response of the amplifier configurations.
- understand thoroughly the operational amplifiers with linear integrated circuits.

Text Books:

1. Linear Integrated Circuits – D. Roy Choudhury, New Age International (p) Ltd, 2nd Edition, 2003.
2. Op-Amps & Linear ICs - Ramakanth A. Gayakwad, PHI, 1987.
3. Operational Amplifiers – C.G. Clayton, Butterworth & Company Publ. Ltd./Elsevier, 1971

References Books:

1. Operational Amplifiers & Linear Integrated Circuits – Sanjay Sharma ; SK Kataria & Sons; 2nd Edition, 2010
2. Design with Operational Amplifiers & Analog Integrated Circuits – Sergio Franco, McGraw Hill, 1988.



JAWAHARLAL NEHRU TECHNOLOGICAL UNIVERSITY: KAKINADA
KAKINADA – 533 003, Andhra Pradesh, India
DEPARTMENT OF ELECTRICAL AND ELECTRONICS ENGINEERING

COURSE STRUCTURE-R19

3. OP AMPS and Linear Integrated Circuits concepts and Applications, James M Fiore, Cengage Learning India Ltd.
4. Operational Amplifiers & Linear Integrated Circuits–R.F.Coughlin & Fredrick Driscoll, PHI, 6th Edition.
5. Operational Amplifiers & Linear ICs – David A Bell, Oxford Uni. Press, 3rd Edition



JAWAHARLAL NEHRU TECHNOLOGICAL UNIVERSITY: KAKINADA
KAKINADA – 533 003, Andhra Pradesh, India
DEPARTMENT OF ELECTRICAL AND ELECTRONICS ENGINEERING

COURSE STRUCTURE-R19

III Year – I SEMESTER	DIGITAL SIGNAL PROCESSING	L	T	P	C
		3	0	0	3

Preamble:

The course has been designed to cater to the needs of electronic industry transforms. This course covers basic concepts of signal processing, various transformation techniques. It provides students to relies about different filter structure and also coding of speech signals.

Learning Objectives:

- To explore the basic concepts of digital signal processing.
- To connect the time domain signal to frequency domain signals using fourier transform.
- To understand the basic structures of IRR systems.
- To understand and design FIR Digital filters.
- To explore the concepts of multiple sampling rates for DSP.

UNIT-I:

Introduction

Introduction to Digital Signal Processing: Discrete time signals & sequences, Classification of Discrete time systems, stability of LTI systems, Invertability, Response of LTI systems to arbitrary inputs. Solution of Linear constant coefficient difference equations. Frequency domain representation of discrete time signals and systems. Review of Z-transforms, solution of difference equations using Z-transforms, System function.

UNIT-II:

Discrete Fourier Series & Fourier Transforms

Properties of discrete Fourier series, DFS representation of periodic sequences, Discrete Fourier transforms: Properties of DFT, linear filtering methods based on DFT, Fast Fourier transforms (FFT) - Radix-2 decimation in time and decimation in frequency FFT Algorithms, Inverse FFT.

UNIT-III:

Design of IIR Digital Filters& Realizations

Analog filter approximations – Butter worth and Chebyshev, Design of IIR Digital filters from analog filters, Design Examples, Analog and Digital frequency transformations. Basic structures of IIR systems, Transposed forms.



JAWAHARLAL NEHRU TECHNOLOGICAL UNIVERSITY: KAKINADA
KAKINADA – 533 003, Andhra Pradesh, India
DEPARTMENT OF ELECTRICAL AND ELECTRONICS ENGINEERING

COURSE STRUCTURE-R19

UNIT-IV:

Design of FIR Digital Filters & Realizations

Characteristics of FIR Digital Filters, frequency response. Design of FIR Digital Filters using Window Techniques and Frequency Sampling technique, Comparison of IIR & FIR filters.

Basic structures of FIR systems, Lattice structures, Lattice-ladder structures

UNIT-V:

Multirate Digital Signal Processing

Introduction, Decimation, Interpolation Sampling rate conversion, Implementation of sampling rate converters, Applications – Sub-band Coding of Speech Signals, Implementation of Digital Filter Banks, Trans-multiplexers.

Learning Outcomes:

After the completion of the course the student should be able to:

- understand the concepts of signal processing & transforms.
- appraise the Fast Fourier algorithm.
- design FIR and IIR filters.
- appreciate the concepts of multirate signal processing.

Text Books:

1. Digital Signal Processing, Principles, Algorithms, and Applications: John G. Proakis
Dimitris G. Manolakis, Pearson Education / PHI, 2007.
2. Discrete Time Signal Processing – A.V. Oppenheim and R.W. Schaffer, PHI.
3. Digital Signal Processing – K Raja Rajeswari, I.K. International Publishing House.

Reference Books:

1. Digital Signal Processing: Andreas Antoniou, TATA McGraw Hill, 2006
2. Digital Signal Processing: MH Hayes, Schaum's Outlines, TATA McGraw Hill, 2007.
3. DSP Primer - C. Britton Rorabaugh, Tata McGraw Hill, 2005.
4. Fundamentals of Digital Signal Processing using Matlab – Robert J. Schilling, Sandra L. Harris, Thomson, 2007.
5. Digital Signal Processing – Alan V. Oppenheim, Ronald W. Schaffer, PHI Ed., 2006



JAWAHARLAL NEHRU TECHNOLOGICAL UNIVERSITY: KAKINADA
KAKINADA – 533 003, Andhra Pradesh, India
DEPARTMENT OF ELECTRICAL AND ELECTRONICS ENGINEERING

COURSE STRUCTURE-R19

III Year – I SEMESTER		L	T	P	C
		3	0	0	3
MICROPROCESSORS AND MICROCONTROLLERS					

Preamble:

Microprocessor and Microcontroller have become important building blocks in digital electronics design. It is important for student to understand the architecture of a microprocessor and its interfacing with various modules. 8086 microprocessor architecture, programming, and interfacing is dealt in detail in this course. Interfacing, PIC, architecture, programming in C.

Learning objectives:

- To understand the organization and architecture of Microprocessor
- To understand addressing modes to access memory
- To understand 8051 micro controller architecture
- To understand the programming principles for 8086 and 8051
- To understand the interfacing of MP with IO as well as other devices
- To understand how to develop cyber physical systems

UNIT-I:

Introduction to Microprocessor Architecture

Introduction and evolution of Microprocessors – Architecture of 8086 – Memory Organization of 8086 – Register Organization of 8086 – Instruction sets of 8086 – Addressing modes – Assembler directives – Introduction to 80286, 80386, 80486 and Pentium (brief description about architectural advancements only).

UNIT-II:

Minimum and Maximum Mode Operations

General bus operation of 8086 – Minimum and Maximum mode operations of 8086 – 8086 Control signal interfacing – Read and write cycle timing diagrams.

Microprocessors I/O interfacing – I

8255 PPI– Architecture of 8255–Modes of operation– Interfacing I/O devices to 8086 using 8255–Interfacing A to D converters– Interfacing D to A converters– Stepper motor interfacing– Static memory interfacing with 8086.

UNIT-III:

Microprocessors I/O interfacing – II

Architecture and interfacing of 8251 USART – Architecture and interfacing of 8254 Timer/counter – Architecture and interfacing of DMA controller (8257) – Architecture 8259 Programmable Interrupt Controller (8259) – Command words and operating modes of 8259 –



JAWAHARLAL NEHRU TECHNOLOGICAL UNIVERSITY: KAKINADA
KAKINADA – 533 003, Andhra Pradesh, India
DEPARTMENT OF ELECTRICAL AND ELECTRONICS ENGINEERING

COURSE STRUCTURE-R19

Interfacing of 8259 – Architecture of Keyboard/display controller (8279) – Modes of operation – Command words of 8279 – Interfacing of 8279.

UNIT-IV:

8051 Microcontroller:

Overview of 8051 Microcontroller – Architecture– Memory Organization – Register set – I/O ports and Interrupts – Timers and Counters – Serial Communication – Interfacing of peripherals- Instruction set.

UNIT- V:

PIC Architecture

Block diagram of basic PIC 18 micro controller – registers I/O ports – Programming in C for PIC: Data types, I/O programming, logical operations, data conversion.

Learning Outcomes:

After the completion of the course the student should be able to:

- understand the Microprocessor capability in general and explore the evaluation of microprocessors.
- understand the addressing modes of Microprocessors
- understand the Microcontroller capability
- program Microprocessors and Microcontrollers.
- interface Microprocessors and Microcontrollers with other electronic devices
- develop cyber physical systems

Text Books:

1. Ray and Burchandi, “Advanced Microprocessors and Interfacing”, Tata McGraw–Hill.
2. Kenneth J Ayala, “The 8051 Microcontroller Architecture, Programming and Applications”, Thomson Publishers, 2nd Edition.
3. PIC Microcontroller and Embedded Systems using Assembly and C for PIC 18, - Muhammad Ali Mazidi, RolindD.Mckinay , Danny causey -Pearson Publisher 21st Impression.

Reference Books:

1. Microprocessors and Interfacing, Douglas V Hall, Mc–Graw Hill, 2nd Edition.
2. R.S. Kaler, “ A Text book of Microprocessors and Micro Controllers”, I.K. International Publishing House Pvt. Ltd.
3. Ajay V. Deshmukh, “Microcontrollers – Theory and Applications”, Tata McGraw–Hill Companies –2005.
4. Ajit Pal, “Microcontrollers – Principles and Applications”, PHI Learning Pvt Ltd, 2011.



JAWAHARLAL NEHRU TECHNOLOGICAL UNIVERSITY: KAKINADA
KAKINADA – 533 003, Andhra Pradesh, India
DEPARTMENT OF ELECTRICAL AND ELECTRONICS ENGINEERING

COURSE STRUCTURE-R19

III Year – I SEMESTER		L	T	P	C
		0	0	3	1.5
ELECTRICAL MACHINES – II LABORATORY					

Learning objectives:

- To control the speed of three phase induction motors.
- To determine /predetermine the performance three phase and single phase induction motors.
- To improve the power factor of single phase induction motor .
- To predetermine the regulation of three–phase alternator by various methods, find X_d/ X_q ratio of alternator and asses the performance of three–phase synchronous motor.

Any 10 of the following experiments are to be conducted:

1. Brake test on three phase Induction Motor
2. No–load & Blocked rotor tests on three phase Induction motor
3. Regulation of a three –phase alternator by synchronous impedance & m.m.f. Methods
4. Regulation of three–phase alternator by Potier triangle method
5. V and Inverted V curves of a three—phase synchronous motor.
6. Determination of X_d and X_q of a salient pole synchronous machine
7. Equivalent circuit of single phase induction motor
8. Speed control of induction motor by V/f method.
9. Determination of efficiency of three-phase alternator by loading with three phase induction motor.
10. Power factor improvement of single-phase induction motor by using capacitors and load test on single-phase induction motor.
11. Parallel operation of three-phase alternator.
12. Brake test on single-phase AC series Motor.
13. Starting methods of a capacitor start and capacitor start run single-phase Induction motor.
14. Brake test on single-phase Induction Motor.

Learning outcomes:

After the completion of the course the student should be able to:

- assess the performance of single phase and three phase induction motors.
- control the speed of three phase induction motor.
- predetermine the regulation of three–phase alternator by various methods.
- find the X_d/ X_q ratio of alternator and asses the performance of three–phase synchronous motor.
- determine the performance single phase AC series motor.



JAWAHARLAL NEHRU TECHNOLOGICAL UNIVERSITY: KAKINADA
KAKINADA – 533 003, Andhra Pradesh, India
DEPARTMENT OF ELECTRICAL AND ELECTRONICS ENGINEERING

COURSE STRUCTURE-R19

III Year – I SEMESTER		L	T	P	C
		0	0	2	1
CONTROL SYSTEMS LABORATORY					

Learning Objectives:

- To impart hands on experience to understand the performance of basic control system components such as magnetic amplifiers, D.C. servo motors, A.C. Servo motors and Synchronos.
- To understand time and frequency responses of control system with and without controllers and compensators.

Any 10 of the following experiments are to be conducted:

1. Time response of Second order system
2. Characteristics of Synchronos
3. Effect of P, PD, PI, PID Controller on a second order systems
4. Design of Lag and lead compensation – Magnitude and phase plot
5. Transfer function of DC motor
6. Bode Plot, Root locus, Nyquist Plots for the transfer functions of systems up to 5th order using MATLAB.
7. Controllability and Observability Test using MAT LAB.
8. Temperature controller using PID
9. Characteristics of magnetic amplifiers
10. Characteristics of AC servo motor
11. Characteristics of DC servo motor
12. Block Diagram Representation of Field Controlled DC servo Motor Using Simulink.

Learning Outcomes:

After the completion of the course the student should be able to:

- analyze the performance and working Magnetic amplifier, D.C and A.C. servo motors and synchronos.
- design P,PI,PD and PID controllers
- design lag, lead and lag–lead compensators
- control the temperature using PID controller
- determine the transfer function of D.C Motor
- control the performance of D.C and A.C Servo Motor.
- test the controllability and observability.
- judge the stability in time and frequency domain.



JAWAHARLAL NEHRU TECHNOLOGICAL UNIVERSITY: KAKINADA
KAKINADA – 533 003, Andhra Pradesh, India
DEPARTMENT OF ELECTRICAL AND ELECTRONICS ENGINEERING

COURSE STRUCTURE-R19

III Year – I SEMESTER		L	T	P	C
		0	0	3	1.5
ELECTRICAL MEASUREMENTS & INSTRUMENTATION LABORATORY					

Learning Objectives:

- To understand the correct function of electrical parameters and calibration of voltage, current, single phase and three phase power and energy, and measurement of electrical characteristics of resistance, inductance and capacitance of a circuits through appropriate methods.
- To understand the calibration of DC and AC Potentiometers.
- To understand the testing of CT and PT.
- To Understand and the characteristics of Thermo couples, LVDT, Capacitive transducer, piezoelectric transducer.
- To understand the measurement of strain, Phase difference and frequency.

Any 10 of the following experiments are to be conducted

1. Calibration of dynamometer wattmeter using phantom loading
2. Crompton D.C. Potentiometer - Calibration of PMMC ammeter and PMMC voltmeter
3. Kelvin's double Bridge - Measurement of resistance - Determination of tolerance.
4. Capacitance Measurement using Schering Bridge.
5. Inductance Measurement using Anderson Bridge.
6. Calibration of LPF Wattmeter – by direct loading.
7. Measurement of 3 phase power with single watt meter and 2 No's of C.T.
8. Testing of C.T. using mutual inductor – Measurement of % ratio error and phase angle of given C.T. by Null method.
9. P.T. testing by comparison – V.G as Null detector – Measurement of % ratio error and phase angle of the given P.T.
10. AC Potentiometer – Polar form/Cartesian form – Calibration of AC Voltmeter, Parameters of Choke
11. Thermocouple – characteristics
12. LVDT – characteristics.
13. Capacitive transducers characteristics.
14. Piezoelectric transducer characteristics.
15. Measurement of strain using strain gauge
16. Measurement of phase difference, frequency using Lissajous patterns in CRO.

Learning Outcomes:

After the completion of the course the student should be able to:

- measure the electrical parameters voltage, current, power, energy and electrical characteristics of resistance, inductance and capacitance.
- known the characteristics of transducers.
- measure the strains, frequency and phase difference.



JAWAHARLAL NEHRU TECHNOLOGICAL UNIVERSITY: KAKINADA
KAKINADA – 533 003, Andhra Pradesh, India
DEPARTMENT OF ELECTRICAL AND ELECTRONICS ENGINEERING

COURSE STRUCTURE-R19

III Year – I SEMESTER		L	T	P	C
		0	0	1	1
SOCIALLY RELEVANT PROJECTS					

Preamble:

There is lot of scientific and technological changes in the nation during last few decades in almost all the sectors. The state and central governments are introducing many schemes to all classes of people of the nation to increase the productivity in various sectors. India is a rural centric nation and the fruits of the scientific inventions and new technology shall be shared among all remote corners of the nation. With this aim, a socially relevant project is newly introduced in the curriculum with an objective of taking up the projects relevant to the societal needs.

Objectives:

- (1) The student(s) shall explore the technological needs of society
- (2) The student(s) shall understand the technological problems of society

General guidelines:

- A socially relevant project shall be a community service based project and it shall be innovative.
- A student has to pursue the socially relevant project to solve real life and pressing problems of society.
- The pursued socially relevant projects shall contribute to national development goals and priorities.
- Socially relevant project can be carried out by an individual student or by a team of maximum 5 of concerned department.
- The student(s) shall visit the society (Villages/Hospitals/Social Service Organizations etc) to identify the problem and conduct literature survey and provide a feasible solution.
- The socially relevant project selected shall be in the broad area of concerned discipline of course. Preference shall be given to rural societal problems.
- Each team shall work under the supervision of a faculty member of the concerned department.
- If the course is offered in II Year I Semester, the student or team of students shall complete this project during the vacation after I Year and so on.
- The duration of the project is about 15 to 20 hrs in total and students may split total duration into 2 to 3 hrs per day based convenience. The attendance shall be maintained by the supervisor.

Sample Projects (but not limited to):

- (i) Energy Auditing in a rural village
- (ii) Smart starting and control of motors in agriculture and aqua fields
- (iii) TV Remote Operated Domestic Appliances Control
- (iv) Solar Powered Auto Irrigation System
- (v) Auto Intensity Control of Street Lights
- (vi) Hidden Active Cell Phone Detector
- (vii) Railway Track Security System
- (viii) Solar



JAWAHARLAL NEHRU TECHNOLOGICAL UNIVERSITY: KAKINADA
KAKINADA – 533 003, Andhra Pradesh, India
DEPARTMENT OF ELECTRICAL AND ELECTRONICS ENGINEERING

COURSE STRUCTURE-R19

Power Charge Controller (ix) Home Automation System Using Digital Control (x) Intelligent Overhead Tank Water Level Indicator (xi) Pre Stampede Monitoring and Alarm System (xii) Detect Rash Driving Speed Checker System on Highways

Outcomes

- (1) The student(s) are be able to provide a solutions the technological problems of society
- (1) The student(s) is able suggest technological changes which suits current needs of society
- (2) The student(s) are able to explain new technologies available for problems of the society.

Reference:

- (1) Web Link: <http://iitk.ac.in/new/socially-relevant-research>
- (2) <https://csie.iitm.ac.in/SocialProjectsIITM.html>
- (3) http://www.iitkgp.ac.in/files/csr/csr_education.pdf



JAWAHARLAL NEHRU TECHNOLOGICAL UNIVERSITY: KAKINADA
KAKINADA – 533 003, Andhra Pradesh, India
DEPARTMENT OF ELECTRICAL AND ELECTRONICS ENGINEERING

COURSE STRUCTURE-R19

III Year – II SEMESTER		L	T	P	C
		3	0	0	3
ELECTRIC DRIVES					

Preamble:

This course is an extension of power electronics applications to electric drives. This course covers in detail the basic and advanced speed control techniques using power electronic converters that are used in industry. It is equally important to understand the four quadrant operation of electric drives and slip power recovery schemes in induction motors.

Learning Objectives:

- To learn the fundamentals of electric drive and different electric braking methods.
- To analyze the operation of three phase converter controlled dc motors and four quadrant operation of dc motors using dual converters.
- To discuss the converter control of dc motors in various quadrants.
- To understand the concept of speed control of induction motor by using AC voltage controllers and voltage source inverters.
- To learn the principles of static rotor resistance control and various slip power recovery schemes.
- To understand the speed control mechanism of synchronous motors

UNIT-I:

Fundamentals of Electric Drives

Electric drive – Fundamental torque equation – Load torque components – Nature and classification of load torques – Steady state stability – Load equalization– Four quadrant operation of drive (hoist control) – Braking methods: Dynamic – Plugging – Regenerative methods.

UNIT-II:

Controlled Converter Fed DC Motor Drives

1-phase half and fully controlled converter fed separately and self-excited DC motor drive – Output voltage and current waveforms – Speed-torque expressions – Speed-torque characteristics – Principle of operation of dual converters and dual converter fed DC motor drives -Numerical problems.

UNIT-III:

DC-DC Converters Fed DC Motor Drives

Single quadrant – Two quadrant and four quadrant DC-DC converter fed separately excited and self-excited DC motors – Continuous current operation – Output voltage and current waveforms – Speed-torque expressions – Speed-torque characteristics – Four quadrant operation – Closed loop operation (qualitative treatment only).



JAWAHARLAL NEHRU TECHNOLOGICAL UNIVERSITY: KAKINADA
KAKINADA – 533 003, Andhra Pradesh, India
DEPARTMENT OF ELECTRICAL AND ELECTRONICS ENGINEERING

COURSE STRUCTURE-R19

UNIT-IV:

Stator side control of 3-phase Induction motor Drive

Stator voltage control using 3-phase AC voltage regulators – Waveforms –Speed torque characteristics– Variable Voltage Variable Frequency control of induction motor by PWM voltage source inverter – Closed loop v/f control of induction motor drives (qualitative treatment only).

UNIT-V:

Rotor side control of 3-phase Induction motor Drive & Synchronous Motor Drives

Static rotor resistance control – Slip power recovery schemes – Static Scherbius drive – Static Kramer drive – Performance and speed torque characteristics – Advantages –Applications.

Separate control of synchronous motor – self control of synchronous motor employing load commutated thyristor inverter - closed loop control of synchronous motor drive – PMSM (Basic operation only).

Learning Outcomes:

After the completion of the course the student should be able to:

- explain the fundamentals of electric drive and different electric braking methods.
- analyze the operation of three phase converter fed dc motors and four quadrant operations of dc motors using dual converters.
- describe the converter control of dc motors in various quadrants of operation
- know the concept of speed control of induction motor by using AC voltage controllers and voltage source inverters.
- differentiate the stator side control and rotor side control of three phase induction motor, explain the speed control mechanism of synchronous motors.

Text Books:

1. Fundamentals of Electric Drives – by G K Dubey, Narosa Publications
2. Power Semiconductor Drives, by S.B.Dewan, G.R.Slemon, A.Straughen, Wiley-India Edition.

Reference Books:

1. Electric Motors and Drives Fundamentals, Types and Applications, by Austin Hughes and Bill Drury, Newnes.
2. Thyristor Control of Electric drives – VedamSubramanyam Tata McGraw Hill Publications.
3. Power Electronic Circuits, Devices and applications by M.H.Rashid, PHI
4. Power Electronics handbook by Muhammad H.Rashid, Elsevier.



JAWAHARLAL NEHRU TECHNOLOGICAL UNIVERSITY: KAKINADA
KAKINADA – 533 003, Andhra Pradesh, India
DEPARTMENT OF ELECTRICAL AND ELECTRONICS ENGINEERING

COURSE STRUCTURE-R19

III Year – II SEMESTER		L	T	P	C
		3	0	0	3
POWER SYSTEM ANALYSIS					

Preamble:

The course is designed to give students the required knowledge for the design and analysis of electrical power grids. Calculation of power flow in a power system network using various techniques, formation of Z_{bus} and its importance are covered in this course. It also deals with short circuit analysis and analysis of power system for steady state and transient stability.

Learning Objectives:

- To development the impedance diagram (p.u) and formation of Y_{bus}
- To study the different load flow methods.
- To study the concept of the Z_{bus} building algorithm.
- To study short circuit calculation for symmetrical faults
- To study the effect of unsymmetrical faults and their effects.
- To study the rotor angle stability of power systems.

UNIT –I:

Circuit Topology & Per Unit Representation

Graph theory definition – Formation of element node incidence and bus incidence matrices – Primitive network representation – Formation of Y_{bus} matrix by singular transformation and direct inspection methods - Per Unit Quantities–Single line diagram– Impedance diagram of a power system.

UNIT –II:

Power Flow Studies

Necessity of power flow studies – Derivation of static power flow equations – Power flow solution using Gauss-Seidel Method – Newton Raphson Method (Rectangular and polar coordinates form) –Decoupled and Fast Decoupled methods – Algorithmic approach –Problems on 3–bus system only.

UNIT – III:

Z-Bus Algorith & Symmetrical Fault Analysis:

Formation of Z_{bus} : Algorithm for the Modification of Z_{bus} Matrix (without mutual impedance).

Symmetrical Fault Analysis:

Reactances of Synchronous Machine – Three Phase Short Circuit Currents - Short circuit MVA calculations for Power Systems.



JAWAHARLAL NEHRU TECHNOLOGICAL UNIVERSITY: KAKINADA
KAKINADA – 533 003, Andhra Pradesh, India
DEPARTMENT OF ELECTRICAL AND ELECTRONICS ENGINEERING

COURSE STRUCTURE-R19

UNIT –IV:

Symmetrical Components & Fault analysis

Definition of symmetrical components - symmetrical components of unbalanced three phase systems – Power in symmetrical components – Sequence impedances: Synchronous generator – Transmission line and transformers – Sequence networks –Various types of faults LG– LL– LLG and LLL on unloaded alternator–unsymmetrical faults on power system for numerical problems only.

UNIT – V:

Power System Stability Analysis

Elementary concepts of Steady state – Dynamic and Transient Stabilities – Description of Steady State Stability Power Limit –Transfer Reactance–Synchronizing Power Coefficient – Power Angle Curve and Determination of Steady State Stability – Derivation of Swing Equation–Determination of Transient Stability by Equal Area Criterion –Applications of Equal Area Criterion – Methods to improve steady state and transient stability.

Learning Outcomes:

After the completion of the course the student should be able to:

- draw impedance diagram for a power system network and to understand per unit quantities.
- form a Y_{bus} and Z_{bus} for a power system networks.
- understand the load flow solution of a power system using different methods.
- find the fault currents for all types faults to provide data for the design of protective devices.
- find the sequence components of currents for unbalanced power system network.
- analyze the steady state, transient and dynamic stability concepts of a power system.

Text Books:

1. Power System Analysis by Grainger and Stevenson, Tata McGraw Hill.
2. Modern Power system Analysis – by I.J.Nagrath & D .P.Kothari: Tata McGraw–Hill Publishing Company, 2nd edition.

Reference Books:

1. Power System Analysis – by A.R.Bergen, Prentice Hall, Inc.
2. Power System Analysis by HadiSaadat – TMH Edition.
3. Power System Analysis by B.R.Gupta, Wheeler Publications.
4. Power System Analysis and Design by J.Duncan Glover, M.S.Sarma, T.J.Overbye – Cengage Learning publications.



JAWAHARLAL NEHRU TECHNOLOGICAL UNIVERSITY: KAKINADA
KAKINADA – 533 003, Andhra Pradesh, India
DEPARTMENT OF ELECTRICAL AND ELECTRONICS ENGINEERING

COURSE STRUCTURE-R19

III Year – II SEMESTER		L	T	P	C
		3	0	0	3
DATA STRUCTURES					

Preamble:

This course is core subject developed to help the student understand the data structure principles used in power systems, machines and control systems. This subject covers linear data structures, linked lists, trees, graphs, searching and sorting.

Course Objectives:

- Operations on linear data structures and their applications.
- The various operations on linked lists.
- The basic concepts of Trees, Traversal methods and operations.
- Concepts of implementing graphs and its relevant algorithms.
- Sorting and searching algorithms.

Unit-1:

Linear Data Structures: Arrays, Stacks And Queues

Data Structures -Operations-Abstract Data Types-Complexity of Algorithms-Time and Space-Arrays-Representation of Arrays-Linear Arrays-Insertion-Deletion and Traversal of a Linear Array-Array as an Abstract Data Type-Multi-Dimensional arrays-Strings-String Operations-Storing Strings-String as an Abstract Data Type

Stack -Array Representation of Stack-Stack Abstract Data Type-Applications of Stacks: Prefix-Infix and Postfix Arithmetic Expressions-Conversion-Evaluation of Postfix Expressions-Recursion-Towers of Hanoi-Queues-Definition-Array Representation of Queue-The Queue Abstract Data Type-Circular Queues-Dequeues-Priority Queues.

Unit-II:

Linked Lists

Pointers-Pointer Arrays-Linked Lists-Node Representation-Single Linked List-Traversing and Searching a Single Linked List-Insertion into and Deletion from a Single Linked List-Header Linked Lists-Circularly Linked Lists-Doubly Linked Lists-Linked Stacks and Queues-Polynomials-Polynomial Representation-Sparse Matrices.



JAWAHARLAL NEHRU TECHNOLOGICAL UNIVERSITY: KAKINADA
KAKINADA – 533 003, Andhra Pradesh, India
DEPARTMENT OF ELECTRICAL AND ELECTRONICS ENGINEERING

COURSE STRUCTURE-R19

Unit-III:

Trees

Terminology-Representation of Trees-Binary Trees-Properties of Binary Trees-Binary Tree Representations-Binary Tree Traversal-Preorder-Inorder and Postorder Traversal-Threads-Thread Binary Trees-Balanced Binary Trees-Heaps-Max Heap-Insertion into and Deletion from a Max Heap-Binary Search Trees-Searching-Insertion and Deletion from a Binary Search Tree-Height of Binary Search Tree, m-way Search Trees, B-Trees.

Unit-IV:

Graphs

Graph Theory Terminology-Graph Representation-Graph Operations-Depth First Search-Breadth First Search-Connected Components-Spanning Trees-Biconnected Components-Minimum Cost Spanning Trees-Kruskal's Algorithm-Prim's Algorithm-Shortest Paths-Transitive Closure-All-Pairs Shortest Path-Warshall's Algorithm.

Unit-V:

Searching And Sorting

Searching -Linear Search-Binary Search-Fibonacci Search-Hashing-Sorting-Definition-Bubble Sort-Insertion sort-Selection Sort-Quick Sort-Merging-Merge Sort-Iterative and Recursive Merge Sort-Shell Sort-Radix Sort-Heap Sort.

Course Outcomes:

After the completion of the course the student should be able to:

- data structures concepts with arrays, stacks, queues.
- linked lists for stacks, queues and for other applications.
- traversal methods in the Trees.
- various algorithms available for the graphs.
- sorting and searching in the data retrieval applications.

Text Books:

1. Fundamentals of Data Structures in C, 2nd Edition, E.Horowitz, S.Sahni and Susan Anderson Freed, Universities Press Pvt. Ltd.
2. Data Structures With C, Seymour Lipschutz, Schaum's Outlines, Tata McGraw Hill.



JAWAHARLAL NEHRU TECHNOLOGICAL UNIVERSITY: KAKINADA
KAKINADA – 533 003, Andhra Pradesh, India
DEPARTMENT OF ELECTRICAL AND ELECTRONICS ENGINEERING

COURSE STRUCTURE-R19

III Year – II SEMESTER		L	T	P	C
		3	0	0	3
DIGITAL CONTROL SYSTEMS					

Preamble:

In recent years digital controllers have become popular due to their capability of accurately performing complex computations at high speeds and versatility in leading nonlinear control systems. In this context, this course focuses on the analysis and design of digital control systems.

Learning objectives:

- To understand the concepts of digital control systems and assemble various components associated with it. Advantages compared to the analog type.
- The theory of z–transformations and application for the mathematical analysis of digital control systems.
- To represent the discrete–time systems in state–space model and evaluation of state transition matrix, the design of state feedback control by “the pole placement method.”, design of state observers.
- To examine the stability of the system using different tests.
- To study the conventional method of analyzing digital control systems in the w–plane.

UNIT – I:

Introduction and signal processing

Introduction to analog and digital control systems – Advantages of digital systems – Typical examples – Continuous and Discrete Time Signals – Sample and hold devices – Sampling theorem and data reconstruction – Frequency domain characteristics of zero order hold.

UNIT–II:

z–transformations

z–Transforms – Theorems – Finding inverse z–transforms – Formulation of difference equations and solving – Block diagram representation – Pulse transfer functions and finding open loop and closed loop responses.

UNIT–III:

State space analysis and the concepts of Controllability and observability

State space representation of discrete time systems – Solving Discrete Time state space equations – State transition matrix and its properties – Discretization of continuous time state equations – Concepts of controllability and observability – Tests(without proof).



JAWAHARLAL NEHRU TECHNOLOGICAL UNIVERSITY: KAKINADA
KAKINADA – 533 003, Andhra Pradesh, India
DEPARTMENT OF ELECTRICAL AND ELECTRONICS ENGINEERING

COURSE STRUCTURE-R19

State Feedback Controllers and State Observers

Design of state feedback controller through pole placement – Necessary and sufficient conditions – Ackerman’s formula – Design of state observers (Full Order and Reduced Order).

UNIT – IV:

Stability analysis

Mapping between the s -Plane and the z -Plane – Primary strips and Complementary strips – Stability criterion – Modified Routh’s stability criterion and Jury’s stability test.

UNIT – V:

Design of discrete-time control systems by conventional methods

Transient and steady state specifications – Design using frequency response in the w -plane for lag and lead compensators – Root locus technique in the z -plane.

Learning outcomes:

After the completion of the course the student should be able to:

- learn the advantages of discrete time control systems and the “know how” of various associated accessories.
- understand z -transformations and their role in the mathematical analysis of different systems (like Laplace transforms in analog systems).
- learn the stability criterion for digital systems and methods adopted for testing the same are explained.
- understand the conventional and state space methods of design are also introduced.

Text Book:

1. Discrete-Time Control systems – K. Ogata, Pearson Education/PHI, 2nd Edition.
2. Digital Control and State Variable Methods by M.Gopal, TMH, 4th Edition.

Reference Books:

1. Digital Control Systems, Kuo, Oxford University Press, 2nd Edition, 2003.



JAWAHARLAL NEHRU TECHNOLOGICAL UNIVERSITY: KAKINADA
KAKINADA – 533 003, Andhra Pradesh, India
DEPARTMENT OF ELECTRICAL AND ELECTRONICS ENGINEERING

COURSE STRUCTURE-R19

III Year – II SEMESTER		L	T	P	C
	DIGITAL IC APPLICATIONS (ELECTIVE-I)	3	0	0	3

Preamble:

This course introduces digital logic families and interfacing concepts for digital design and introduces VHDL fundamentals to model digital system design blocks. Behavioral modeling of digital circuits is discussed. Design and implementation of combinational, synchronous and asynchronous sequential digital logic circuits are introduced.

Learning Objectives:

- Introduction of digital logic families and interfacing concepts for digital design is considered.
- VHDL fundamentals were discussed to modeling the digital system design blocks.
- VHDL compilers, simulators and synthesis tools are described, which are used to verify digital systems in a technology-independent fashion.
- Design and implementation of combinational and sequential digital logic circuits is explained.

UNIT-I:

Digital Logic Families, Interfacing and Introduction to VHDL

Introduction to logic families, CMOS logic, CMOS steady state and dynamic electrical behavior, CMOS logic families. Bipolar logic, transistor-transistor logic, TTL families, CMOS/TTL interfacing, low voltage CMOS logic and interfacing, Emitter coupled logic.

Design flow, program structure, levels of abstraction, Elements of VHDL: Data types, data objects, operators and identifiers. Packages, Libraries and Bindings, Subprograms. VHDL Programming using structural and data flow modeling.

UNIT-II:

Behavioral Modeling

Process statement, variable assignment statement, signal assignment statement, wait statement, if statement, case statement, null statement, loop statement, exit statement, next statement, assertion statement, more on signal assignment statement, Inertial Delay Model, Transport Delay Model, Creating Signal Waveforms, Signal Drivers, Other Sequential Statements, Multiple Processes. Logic Synthesis, Inside a logic Synthesizer.

UNIT-III:

Combinational Logic Design

Binary Adder-Subtractor, Ripple Adder, Look Ahead Carry Generator, ALU, Decoders, encoders, multiplexers and demultiplexers, parity circuits, comparators, Barrel Shifter, Simple



JAWAHARLAL NEHRU TECHNOLOGICAL UNIVERSITY: KAKINADA
KAKINADA – 533 003, Andhra Pradesh, India
DEPARTMENT OF ELECTRICAL AND ELECTRONICS ENGINEERING

COURSE STRUCTURE-R19

Floating-Point Encoder, Dual Priority Encoder, Design considerations of the above combinational logic circuits with relevant Digital ICs, modeling of above ICs using VHDL.

UNIT-IV

Sequential Logic Design

SSI Latches and flip flops, Ring Counter, Johnson Counter, Design of Modulus N Synchronous Counters, Shift Registers, Universal Shift Registers, Design considerations of the above sequential logic circuits with relevant Digital ICs, modeling of above ICs using VHDL.

UNIT-V:

Synchronous and Asynchronous Sequential Circuits

Basic design steps: State diagram, state table, state assignment, choice of flip flops and derivation of next state and output expressions, timing diagram. State assignment problem: One hot encoding. Mealy and Moore type FSM for serial adder, VHDL code for the serial adder. Analysis of Asynchronous circuits, State Reduction, State Assignment. A complete design example: The vending machine controller.

Learning Outcomes:

After the completion of the course the student should be able to:

- understand the structure of commercially available digital integrated circuit families.
- learn the IEEE Standard 1076 Hardware Description Language (VHDL).
- model complex digital systems at several levels of abstractions, behavioral, structural, simulation, synthesis and rapid system prototyping.
- analyze and design basic digital circuits with combinatorial and sequential logic circuits using VHDL.

Text Books:

1. Digital Design Principles & Practices – John F. Wakerly, PHI/ Pearson Education Asia, 3rd Ed., 2005.
2. VHDL Primer – J. Bhasker, Pearson Education/ PHI, 3rd Edition.

References:

1. Fundamentals of Digital Logic with VHDL Design- Stephen Brown, Zvonko Vranesic, McGrawHill, 3rd Edition.



JAWAHARLAL NEHRU TECHNOLOGICAL UNIVERSITY: KAKINADA
KAKINADA – 533 003, Andhra Pradesh, India
DEPARTMENT OF ELECTRICAL AND ELECTRONICS ENGINEERING

COURSE STRUCTURE-R19

III Year – II SEMESTER		L	T	P	C
		3	0	0	3
COMMUNICATION SYSTEMS					

Preamble:

Awareness on the concepts and working of communication blocks is inevitable for an electrical engineering student to excel in smart grid applications.

Learning Objectives:

- To develop a fundamental understanding on communication systems with emphasis on analog and digital modulation techniques.
- To get introduced to the basics of error control coding techniques.

Unit – I:

Basic blocks of Communication System. Analog Modulation - Principles of Amplitude Modulation, DSBSC, SSB-SC and VSB-SC, AM transmitters and receivers.

Unit- II:

Angle Modulation - Frequency and Phase Modulation. Transmission Bandwidth of FM signals, Methods of generation and detection, FM Transmitters and Receivers.

Unit–III:

Sampling theorem - Pulse Modulation Techniques - PAM, PWM and PPM concepts - PCM system – Data transmission using analog carriers (BASK, BFSK, BPSK, QPSK).

UNIT IV:

Error control coding techniques – Linear block codes- Encoder and decoder, Cyclic codes – Encoder, Syndrome Calculator, Convolution codes.

UNIT V:

Modern Communication Systems – Microwave communication systems - Optical communication system - Satellite communication system - Mobile communication system.

Learning Outcomes:

After the completion of the course the student should be able to:

- understand the basics of communication system, analog and digital modulation techniques.



JAWAHARLAL NEHRU TECHNOLOGICAL UNIVERSITY: KAKINADA
KAKINADA – 533 003, Andhra Pradesh, India
DEPARTMENT OF ELECTRICAL AND ELECTRONICS ENGINEERING

COURSE STRUCTURE-R19

- apply the knowledge of digital electronics and understand the error control coding techniques.
- summarize different types of communication systems and its requirements.

Text Books:

1. Simon Haykins, ‘Communication Systems’, John Wiley, 3rd Edition, 1995.
2. D.Roddy & J.Coolen, ‘Electronic Communications’, Prentice Hall of India, 4th Edition, 1999.
3. Kennedy G, ‘Electronic Communication System’, McGraw Hill, 1987.

Reference Books:

1. Shulin Daniel, ‘Error Control Coding’, Pearson, 2nd Edition, 2011.
2. B.P. Lathi and Zhi Ding, ‘Modern Digital and Analog Communication Systems’, OUP USA Publications, 4th Edition, 2009.



JAWAHARLAL NEHRU TECHNOLOGICAL UNIVERSITY: KAKINADA
KAKINADA – 533 003, Andhra Pradesh, India
DEPARTMENT OF ELECTRICAL AND ELECTRONICS ENGINEERING

COURSE STRUCTURE-R19

III Year – II SEMESTER		L	T	P	C
		3	0	0	3
COMPUTER NETWORKS (ELECTIVE-I)					

Preamble:

This course is designed to impart the knowledge in computer networks used for data transmission through internet. The topics covered in this subject are LAN, WAN, TCP/ICP models, Digital modulation and multiplexing, Layers of computer networks, Protocol, Routing algorithms, etc.

Learning Objectives:

- Understand state-of-the-art in network protocols, architectures, and applications.
- Process of networking research
- Constraints and thought processes for networking research
- Problem Formulation—Approach—Analysis—

UNIT – I:

INTRODUCTION COMPUTER NETWORKS:

Network Topologies WAN, LAN, MAN. Reference models- The OSI Reference Model- the TCP/IP Reference Model - A Comparison of the OSI and TCP/IP Reference Models

Physical Layer – Fourier Analysis – Bandwidth Limited Signals – The Maximum Data Rate of a Channel - Guided Transmission Media, Digital Modulation and Multiplexing: Frequency Division Multiplexing, Time Division Multiplexing, Code Division Multiplexing
 Data Link Layer Design Issues, Error Detection and Correction, Elementary Data Link Protocols, Sliding Window Protocols

UNIT – II:

THE DATA LINK LAYER: Services Provided to the Network Layer – Framing – Error Control – Flow Control, Error Detection and Correction – Error-Correcting Codes – Error Detecting Codes, Elementary Data Link Protocols- A Utopian Simplex Protocol-A Simplex Stop and Wait Protocol for an Error free channel-A Simplex Stop and Wait Protocol for a Noisy Channel, Sliding Window Protocols-A One Bit Sliding Window Protocol-A Protocol Using Go-Back-N- A Protocol Using Selective Repeat

UNIT – III:

MEDIUM ACCESS CONTROL SUBLAYER-The Channel Allocation Problem-Static Channel Allocation-Assumptions for Dynamic Channel Allocation, Multiple Access Protocols-



JAWAHARLAL NEHRU TECHNOLOGICAL UNIVERSITY: KAKINADA
KAKINADA – 533 003, Andhra Pradesh, India
DEPARTMENT OF ELECTRICAL AND ELECTRONICS ENGINEERING

COURSE STRUCTURE-R19

Aloha-Carrier Sense Multiple Access Protocols-Collision-Free Protocols-Limited Contention Protocols-Wireless LAN Protocols, Ethernet-Classic Ethernet Physical Layer-Classic Ethernet MAC Sublayer Protocol-Ethernet Performance-Fast Ethernet Gigabit Ethernet-10-Gigabit Ethernet-Retrospective on Ethernet, Wireless Lans-The 802.11 Architecture and Protocol Stack-The 802.11 Physical Layer-The802.11 MAC Sublayer Protocol-The 805.11 Frame Structure-Services

UNIT – IV:

DESIGN ISSUES-The Network Layer Design Issues – Store and Forward Packet Switching-Services Provided to the Transport layer- Implementation of Connectionless Service-Implementation of Connection Oriented Service-Comparison of Virtual Circuit and Datagram Networks, Routing Algorithms-The Optimality principle-Shortest path Algorithm, Congestion Control Algorithms-Approaches to Congestion Control-Traffic Aware Routing-Admission Control-Traffic Throttling-Load Shedding.

UNIT – V:

TRANSPORT LAYER: The Internet Transport Protocols: Udp, the Internet Transport Protocols: TCP Application Layer –The Domain Name System: The DNS Name Space, Resource Records, Name Servers, Electronic Mail: Architecture and Services, The User Agent, Message Formats, Message Transfer, Final Delivery

Learning Outcomes:

After the completion of the course the student should be able to:

- understand OSI and TCP/IP models
- analyze MAC layer protocols and LAN technologies
- design applications using internet protocols
- understand routing and congestion control algorithms
- understand how internet works

Text Books:

1. Tanenbaum and David J Wetherall, Computer Networks, 5th Edition, Pearson Edu, 2010
2. Computer Networks: A Top Down Approach, Behrouz A. Forouzan, FirouzMosharraf, McGraw Hill Education

Reference Books:

1. Larry L. Peterson and Bruce S. Davie, “Computer Networks - A Systems Approach” (5th ed), Morgan Kaufmann/ Elsevier, 2011



JAWAHARLAL NEHRU TECHNOLOGICAL UNIVERSITY: KAKINADA
KAKINADA – 533 003, Andhra Pradesh, India
DEPARTMENT OF ELECTRICAL AND ELECTRONICS ENGINEERING

COURSE STRUCTURE-R19

III Year – II SEMESTER		L	T	P	C
		3	0	0	3
INTERNET OF THINGS APPLICATIONS TO ELECTRICAL ENGINEERING (ELECTIVE-I)					

Preamble:

Importance to the development of miniature devices for monitoring and sensing of data using internet is increasing day by day. In view of this, to give an insight about these technologies to the students of electrical engineering this course is designed. In this course, introduction to Internet of Things, various architectures of IoT, Communication protocols are introduced. In addition, data acquisition, data communication, introduction to data analytics, sensors and actuators are also presented. To give a view about the IoT implementations, few case studies about Smart Home, Smart Cities, Environment monitoring and smart agriculture practices are also presented.

Learning Objectives:

- To understand fundamentals, architecture and various technologies of Internet of Things.
- To know various communication technologies used in the Internet of Things.
- To know the connectivity of devices using web and internet in the IoT environment.
- To know various data acquisition methods, data handling using cloud for IoT applications.
- To understand the implementation of IoT by studying case studies like Smart Home, Smart city, etc.

UNIT - I:

The Internet of Things: An Overview of Internet of Things (IoT) – IoT framework – Architecture – Technology behind IoT – Sources of the IoT – M2M Communication – Examples of IoT.

UNIT – II:

Design Principles For Connected Devices: Introduction –IoT/M2M systems, Layers and Designs Standardization – Communication Technologies – Data Enrichment, Consolidation and Device Management at Gateway – Ease of designing and affordability.

UNIT – III:

Design Principles for the Web Connectivity: Introduction – Web Communication protocols for Connected Devices - Message Communication protocols for Connected Devices – Web Connectivity for connected devices network.



JAWAHARLAL NEHRU TECHNOLOGICAL UNIVERSITY: KAKINADA
KAKINADA – 533 003, Andhra Pradesh, India
DEPARTMENT OF ELECTRICAL AND ELECTRONICS ENGINEERING

COURSE STRUCTURE-R19

Introduction to Internet Connectivity Principles, Internet connectivity, Internet based communication – IP addressing in the IoT – Application Layer Protocols: HTTP, HTTPS, FTP, Telnet, WAP (Wireless Application Protocol).

UNIT-IV:

Data Acquiring, Organizing, Processing and Analytics: Introduction – Data Acquiring and Storage – Organizing the Data – Analytics.

Data Collection, Storage and Computing Using a Cloud Platform: Introduction – Cloud computing paradigm for data collection, storage and computing – IoT as a service and Cloud Service Models - IoT cloudbased services using the Xively (Pachube/COSM), Nimbits and other platforms.

UNIT- V:

Sensor technology: Actuator, Sensor data communication protocols, Radio Frequency Identification technology, Wireless Sensor Network Technology.

IoT application case studies: Smart Home, Smart Cities, Environment monitoring and Agriculture practices.

Learning Outcomes:

After the completion of the course the student should be able to:

- know the various fundamentals, architectures and technologies of Internet of Things.
- understand various communication technologies used in the Internet of Things.
- understand the various device connectivity methods using web and internet in the IoT environment.
- understand various data acquisition methods, data handling using cloud for IoT applications.
- know the implementation of IoT from the case studies like Smart Home, Smart city, etc.

Text Books:

1. Internet of Things: Architecture, Design Principles, Raj Kamal, McGraw Hill Education (India) Pvt. Limited, 2017.

Reference Books:

1. Designing the Internet of Things, Adrian McEwen and Hakim Cassimally, Wiley, First edition, 2013.
2. Getting Started with the Internet of Things, Cuno Pfister, O'reilly, 2011.
3. Internet of Things : A Hands-on Approach, Arshdeep Bahga, and Vijay Madisetti, 2014.



JAWAHARLAL NEHRU TECHNOLOGICAL UNIVERSITY: KAKINADA
KAKINADA – 533 003, Andhra Pradesh, India
DEPARTMENT OF ELECTRICAL AND ELECTRONICS ENGINEERING

COURSE STRUCTURE-R19

III Year –II SEMESTER		L	T	P	C
	VLSI DESIGN (ELECTIVE-I)	3	0	0	3

Preamble:

This is an elective course designed to impart the knowledge in VLSI design principles. This course covers MOS devices and fabrication, CMOS logic circuits and applications of logic circuits.

Learning Objective:

- MOS and CMOS circuits features and characteristics.
- Fabrication principles of CMOS.
- Implementation of CMOS logic circuits.
- Memory design with CMOS family.
- Applications of CMOS circuits.

UNIT – I:

Introduction to MOS Devices

MOS characteristics: NMOS characteristics, inverter action – CMOS characteristics, inverter action - models and second order effects of MOS transistors – Current equation – MOSFET Capacitances - MOS as Switch, Diode/ resistor – current source and sink – Current mirror.

UNIT – II:

MOS Fabrication

CMOS Fabrication – n-well, p-well, twin-tub processes – fabrication steps – crystal growth – photolithography – oxidation – diffusion – Ion implantation – etching – metallization.

UNIT – III:

CMOS Logic Circuits

CMOS Logic Circuits: Implementation of logic circuits using nMOS and CMOS, Pass transistor and transmission gates – Implementation of combinational circuits – parity generator – magnitude comparator – stick diagram – Design rules and layout design.



JAWAHARLAL NEHRU TECHNOLOGICAL UNIVERSITY: KAKINADA
KAKINADA – 533 003, Andhra Pradesh, India
DEPARTMENT OF ELECTRICAL AND ELECTRONICS ENGINEERING

COURSE STRUCTURE-R19

UNIT – IV:

Higher order digital Logic Circuits

Memory design – SRAM cell – 6T SRAM – DRAM – 1T, 3T, 4T cells, CMOS Sequential circuits: Static and Dynamic circuits – True Single-phase clocked registers – Clocking schemes.

UNIT – V:

Application Specific Integrated Circuits

ASIC - Types of ASICs - Design flow – Design Entry – Simulation – Synthesis – Floor planning – Placement – Routing - Circuit extraction – Programmable ASICs.

Learning Outcomes:

After the completion of the course the student should be able to:

- understand the insights of the MOS devices and its characteristics.
- appreciate the different VLSI process technologies.
- design the CMOS combinational logic circuits and its layout.
- develop the sequential circuits and clocking schemes.
- realize the Design flow of application-specific Integrated circuit.

Text Books:

1. Neil Weste, David Harris, ‘CMOS VLSI Design: A Circuits and Systems Perspective’, AddisonWesley, 4th Edition, 2020.
2. Debaprasad Das, ‘VLSI Design’, Oxford University Press, 2010.
3. Ken Martin, ‘Digital Integrated Circuits’, Oxford University Press, 1999.
4. Peter Van, ‘Microchip Fabrication’, Mc-Graw Hill Professional, 6th Edition, 2014.

Reference Books:

1. M. J. S. Smith, ‘Application Specific Integrated Circuits’, Addison Wesley, 1997.
2. Uyemura, ‘Introduction to VLSI Circuits and Systems’, Wiley, 1st Edition, 2012.



JAWAHARLAL NEHRU TECHNOLOGICAL UNIVERSITY: KAKINADA
KAKINADA – 533 003, Andhra Pradesh, India
DEPARTMENT OF ELECTRICAL AND ELECTRONICS ENGINEERING

COURSE STRUCTURE-R19

III Year –II SEMESTER		L	T	P	C
	CLOUD COMPUTING (ELECTIVE-I)	3	0	0	3

Preamble:

This is an elective subject designed to know principles of cloud computing. In this subject systems modeling, clustering, visualization, virtual machines, Data centres, Cloud architecture, cloud programming, resource management and scheduling and storage will be explained.

Learning Objectives:

- The cloud environment, building software systems.
- Components that scale to millions of users in modern internet cloud concepts capabilities across the various cloud service models including IaaS, PaaS, SaaS,
- Developing cloud based software applications on top of cloud platforms.

UNIT -I:

Systems modeling, Clustering and virtualization

Scalable Computing over the Internet, Technologies for Network based systems, System models for Distributed and Cloud Computing, Software environments for distributed systems and clouds, Performance, Security And Energy Efficiency

UNIT- II:

Virtual Machines and Virtualization of Clusters and Data Centers

Implementation Levels of Virtualization, Virtualization Structures/ Tools and mechanisms, Virtualization of CPU, Memory and I/O Devices, Virtual Clusters and Resource Management, Virtualization for Data Center Automation.

UNIT- III:

Cloud Platform Architecture

Cloud Computing and service Models, Architectural Design of Compute and Storage Clouds, Public Cloud Platforms, Inter Cloud Resource Management, Cloud Security and Trust Management. Service Oriented Architecture, Message Oriented Middleware.

Cloud Programming and Software Environments

Features of Cloud and Grid Platforms, Parallel & Distributed Programming Paradigms, Programming Support of Google App Engine, Programming on Amazon AWS and Microsoft Azure, Emerging Cloud Software Environments.



JAWAHARLAL NEHRU TECHNOLOGICAL UNIVERSITY: KAKINADA
KAKINADA – 533 003, Andhra Pradesh, India
DEPARTMENT OF ELECTRICAL AND ELECTRONICS ENGINEERING

COURSE STRUCTURE-R19

UNIT-IV:

Cloud Resource Management and Scheduling

Policies and Mechanisms for Resource Management Applications of Control Theory to Task Scheduling on a Cloud, Stability of a Two Level Resource Allocation Architecture, Feedback Control Based on Dynamic Thresholds. Coordination of Specialized Autonomic Performance Managers, Resource Bundling, Scheduling Algorithms for Computing Clouds, Fair Queuing, Start Time Fair Queuing, Borrowed Virtual Time, Cloud Scheduling Subject to Deadlines, Scheduling MapReduce Applications Subject to Deadlines.

UNIT- V:

Storage Systems

Evolution of storage technology, storage models, file systems and database, distributed file systems, general parallel file systems. Google file system. Apache Hadoop, Big Table, Megastore, Amazon Simple Storage Service (S3)

Learning Outcomes:

After the completion of the course the student should be able to:

- understanding the key dimensions of the challenge of Cloud Computing
- assessment of the economics , financial, and technological implications for selecting cloud computing for own organization
- assessing the financial, technological, and organizational capacity of employer’s for actively initiating and installing cloud-based applications.
- assessment of own organizations’ needs for capacity building and training in cloud computing-related IT areas

Text Books:

1. Distributed and Cloud Computing, Kai Hwang, Geoffry C. Fox, Jack J. Dongarra MK Elsevier.
2. Cloud Computing, Theory and Practice, Dan C Marinescu, MK Elsevier.
3. Cloud Computing, A Hands on approach, ArshadeepBahga, Vijay Madiseti, University Press

Reference Books:

1. Cloud Computing, A Practical Approach, Anthony T Velte, Toby J Velte, Robert Elsenpeter, TMH
2. Mastering Cloud Computing, Foundations and Application Programming, Raj Kumar Buyya, Christen vecctiola, S Tammaraiselvi, TMH



JAWAHARLAL NEHRU TECHNOLOGICAL UNIVERSITY: KAKINADA
KAKINADA – 533 003, Andhra Pradesh, India
DEPARTMENT OF ELECTRICAL AND ELECTRONICS ENGINEERING

COURSE STRUCTURE-R19

III Year –II SEMESTER		L	T	P	C
	RENEWABLE ENERGY SOURCES (OPEN ELECTIVE-I)	3	0	0	3

Preamble:

This course gives a flavor of renewable sources and systems to the students. It introduces solar energy its radiation, collection, storage and its applications. This covers generation, design, efficiency and characteristics of various renewable energy sources including solar, wind, hydro, biomass, fuel cells and geothermal systems.

Learning Objectives:

- To study the solar radiation data, extraterrestrial radiation, radiation on earth's surface.
- To study solar photo voltaic systems.
- To study maximum power point techniques in solar pv and wind energy.
- To study wind energy conversion systems, Betz coefficient, tip speed ratio.
- To study basic principle and working of hydro, tidal, biomass, fuel cell and geothermal systems.

UNIT-I:

Fundamentals of Energy Systems and Solar energy

Energy conservation principle – Energy scenario (world and India) – various forms of renewable energy - Solar radiation: Outside earth's atmosphere – Earth surface – Analysis of solar radiation data – Geometry – Radiation on tilted surfaces – Numerical problems.

UNIT-II:

Solar Photovoltaic Systems

Solar photovoltaic cell, module, array – construction – Efficiency of solar cells – Developing technologies – Cell I-V characteristics – Equivalent circuit of solar cell – Series resistance – Shunt resistance – Applications and systems – Balance of system components - System design: storage sizing – PV system sizing – Maximum power point tracking.

UNIT-III:

Wind Energy

Sources of wind energy - Wind patterns – Types of turbines –Horizontal axis and vertical axis machines - Kinetic energy of wind – Betz coefficient – Tip–speed ratio – Efficiency – Power output of wind turbine – Selection of generator(synchronous, induction) – Maximum power point tracking – wind farms – Power generation for utility grids.



JAWAHARLAL NEHRU TECHNOLOGICAL UNIVERSITY: KAKINADA
KAKINADA – 533 003, Andhra Pradesh, India
DEPARTMENT OF ELECTRICAL AND ELECTRONICS ENGINEERING

COURSE STRUCTURE-R19

UNIT-IV:

Hydro and Tidal power systems

Basic working principle – Classification of hydro systems: Large, small, micro – measurement of head and flow – Energy equation – Types of turbines – Numerical problems.

Tidal power – Basics – Kinetic energy equation – Turbines for tidal power - Numerical problems – Wave power – Basics – Kinetic energy equation – Wave power devices – Linear generators.

UNIT-V:

Biomass, fuel cells and geothermal systems

Biomass Energy: Fuel classification – Pyrolysis – Direct combustion of heat – Different digesters and sizing.

Fuel cell: Classification of fuel for fuel cells – Fuel cell voltage– Efficiency – V-I characteristics.

Geothermal: Classification – Dry rock and hot aquifer – Energy analysis – Geothermal based electric power generation

Learning Outcomes:

After the completion of the course the student should be able to:

- analyze solar radiation data, extraterrestrial radiation, and radiation on earth's surface.
- design solar photo voltaic systems.
- develop maximum power point techniques in solar PV and wind energy systems.
- explain wind energy conversion systems, wind generators, power generation.
- explain basic principle and working of hydro, tidal, biomass, fuel cell and geothermal systems.

Text Books:

1. Renewable Energy Resources, John Twidell and Tony Weir, Taylor and Francis -second edition,2013.
2. Non Conventional sources of Energy by G.D.Rai, Kanna Publications.

Reference Books:

1. Energy Science: Principles, Technologies and Impacts, John Andrews and Nick Jelly, Oxford University Press.
2. Solar Energy: Principles of Thermal Collection and Storage, S. P. Sukhatme and J. K. Nayak, TMH, New Delhi, 3rd Edition.
3. Renewable Energy- Edited by Godfrey Boyle-oxford university.press,3rd edition,2013.
4. Handbook of renewable technology Ahmed and Zobaa, Ramesh C Bansal, World scientific, Singapore.
5. Renewable Energy Technologies /Ramesh & Kumar /Narosa.
6. Renewable energy technologies – A practical guide for beginners – Chetong Singh Solanki, PHI.
7. Non conventional energy source –B.H.khan- TMH-2nd edition.



JAWAHARLAL NEHRU TECHNOLOGICAL UNIVERSITY: KAKINADA
KAKINADA – 533 003, Andhra Pradesh, India
DEPARTMENT OF ELECTRICAL AND ELECTRONICS ENGINEERING

COURSE STRUCTURE-R19

III Year – II SEMESTER	L	T	P	C
	3	0	0	3
ESSENTIALS OF ANALOG AND DIGITAL ELECTRONICS (OPEN ELECTIVE-I)				

Preamble:

This is an open elective course designed to give the basic knowledge of analog and digital electronics to core engineering students. This course covers analog devices, digital components, signal generator circuits, decoders, programmable logic devices LCD, LED displays, Analog to Digital & Digital to Analog converters.

Learning Objectives:

- To understand the concepts of analog and digital devices & circuits.
- To understand signal generation circuits.
- To understand the digital & analog quantities and conversion from one to the other.
- To design and control LCD and LED displays.

UNIT -I

Review of Analog devices- Diode – P-N Diode- Zener Diode – V-I Characteristics - Rectifier Circuits –Wave Shaping Circuits – Clippers and Clampers – Zener regulator Circuits. Op-amp –Inverting & non-inverting - Operation – Differentiator, integrator, precision rectifier, square waveform for generator, passive components – TTL, CMOS devices.

UNIT II

Oscillators & Signal generator circuits – Function generator circuit – Pulse generator circuit – AM/FM signal generator circuit – Qualitative analysis.

UNIT –III

Review of Digital components – Code converters: Binary to Gray Code – BCD to Seven segment decoder –Programmable Logic Devices: PROM, PAL, PLA. Sequential Logic: Latch & Flip flop, MOD- Counters – Shift Registers - Asynchronous 3-Bit Counter

UNIT -IV

Display Units – Optoelectronic devices –Seven segment displays – LCD and LED display units and applications –I²C, SIP Protocol.

UNIT -V

Special electronic circuits- Schmitt trigger – Analog to Digital converter – Digital to Analog converter units.

Learning Outcomes:

After the completion of the course the student should be able to:



JAWAHARLAL NEHRU TECHNOLOGICAL UNIVERSITY: KAKINADA
KAKINADA – 533 003, Andhra Pradesh, India
DEPARTMENT OF ELECTRICAL AND ELECTRONICS ENGINEERING

COURSE STRUCTURE-R19

III Year – II SEMESTER	L	T	P	C
	3	0	0	3
ELECTRICAL ESTIMATION AND COSTING (OPEN ELECTIVE-I)				

Preamble:

This course covers the topics on simple electrical connections design considerations of electrical installations and study of different types of electrical installations. It also covers the components of substations and various motor control circuits.

Learning Objectives:

- Introduce the electrical symbols and simple electrical circuits
- Able to learn the design of electrical installations.
- Able to learn the design of electrical installation for different types of buildings and small industries.
- Learn the basic components of electrical substations.
- Familiarize with the motor control circuits

UNIT -I:

Electrical Symbols and Simple Electrical Circuits

Need of electrical symbols, list of symbols, Electrical Diagrams, Methods of representation for wiring diagrams, introduction to simple light and fan circuits, system of connection of appliances and accessories, simple examples on light and fan circuits.

Unit-II:

Design Considerations of Electrical Installations

Electric supply system, Three-phase four wire distribution system, protection of electric installation against overload, short circuit and earth fault, earthing, neutral and earth wire, types of loads, systems of wiring, permissible of voltage drops and sizes of wires , estimating and costing of electrical installations

Unit-III:

Electrical Installation for Different Types of Buildings and Small Industries

Electrical installations for electrical buildings, estimating and costing of material, simple examples on electrical installation for residential buildings, electrical installations for commercial buildings, electrical installation for small industries



JAWAHARLAL NEHRU TECHNOLOGICAL UNIVERSITY: KAKINADA
KAKINADA – 533 003, Andhra Pradesh, India
DEPARTMENT OF ELECTRICAL AND ELECTRONICS ENGINEERING

COURSE STRUCTURE-R19

III Year – II SEMESTER		L	T	P	C
		3	0	0	3
POWER ELECTRONICS DEVICES & CIRCUITS (Open Elective-I)					

Preamble

The course is intended to make the difference between signal and power semiconductor devices in their physical operation and characteristics.

Learning Objectives:

- To understand the physics of basic semiconductor devices and power diode.
- To study the physics and operating characteristics of BJT and power MOSFET.
- To understand the operation and characteristics of thyristor and GTOs.
- To understand the physics and characteristics of IGBT.
- To study the operation of emerging devices and their integrated circuits.

UNIT -I:

Basic Semiconductor Physics & Power Diodes

Basic Semiconductor Physics: Introduction - Conduction Process in Semiconductors - pn junction - Avalanche Breakdown -

Power Diodes: Introduction - Basic Structures and I-V Characteristics - Breakdown Voltage Considerations - Switching Characteristics.

UNIT -II:

Bipolar Junction Transistors & Power MOSFET

Bipolar Junction Transistors: Introduction - Vertical Power Transistor Structures - Characteristics - Physics of BJT Operation - Switching Characteristics - Breakdown Voltages - Second Breakdown - On-State Losses - Safe Operating Areas.

Power MOSFET: Introduction – Basic Structure - I-V Characteristics - Physics of Device Operation - Switching Characteristics - Operating Limitations and Safe Operating Areas.

UNIT -III:

Thyristors & GTO

Thyristors: Introduction - Basic Structure – I-V Characteristics – Physics of Device Operation – Switching Characteristics - Methods of Improving di/dt and dv/dt Ratings

GTO: Introduction - Basic Structure – I-V Characteristics - Physics of Turn-off Operation – Switching Characteristics.



JAWAHARLAL NEHRU TECHNOLOGICAL UNIVERSITY: KAKINADA
KAKINADA – 533 003, Andhra Pradesh, India
DEPARTMENT OF ELECTRICAL AND ELECTRONICS ENGINEERING

COURSE STRUCTURE-R19

UNIT -IV:

Insulated Gate Bipolar Transistors

Introduction – Basic structure – I-V Characteristics – Physics of Devices Operation – Latchup in IGBTs – Switching Characteristics.

UNIT -V:

Emerging Devices and Circuits

Introduction – Power Junction Field Effect Transistors – Field-controlled Thyristor – JFET – Based Devices versus Other Power Devices – MOS-controlled Thyristor – Power Integrated Circuits.

Learning Outcomes:

After the completion of the course the student should be able to:

- explain the basics of semiconductor devices and use of Power diode.
- know the operation and characteristics of BJT and power MOSFETs.
- explain the basic difference of thyristors and GTOs in their physics and characteristics.
- know the operation of IGBT, emerging devices and circuits.

Text Books:

1. Power Electronics: converters, applications & design -by Nedmohan, Tore M. Undeland, Robbins by Wiley India Pvt. Ltd.
2. Power Electronics: Circuits, Devices and Applications – by M. H. Rashid, Prentice Hall of India, 2nd edition, 1998.
3. Power Electronics – by P.S.Bhimbra, Khanna Publishers.

Reference Books:

1. Elements of Power Electronics–Philip T.Krein. oxford.
2. Power Electronics: Essentials & Applications by L.Umanand, Wiley, Pvt. Limited, India, 2009.
3. Thyristorised Power Controllers – by G. K. Dubey, S. R. Doradla, A. Joshi and R. M. K.Sinha, New Age International (P) Limited Publishers, 1996.
4. Power Electronics handbook by Muhammad H.Rashid, Elsevier.
5. Power Converter Circuits -by William Shepherd, Li zhang, CRC Taylor & Francis Group.



JAWAHARLAL NEHRU TECHNOLOGICAL UNIVERSITY: KAKINADA
KAKINADA – 533 003, Andhra Pradesh, India
DEPARTMENT OF ELECTRICAL AND ELECTRONICS ENGINEERING

COURSE STRUCTURE-R19

III Year – II SEMESTER	L	T	P	C
	3	0	0	3
FUNDAMENTALS OF ELECTRICAL MACHINES (OPEN ELECTIVE-I)				

Preamble:

This course introduces the fundamentals of basic electrical circuits and topics related to principles, performance, applications and design considerations of dc machines and transformers. The course also covers the topics of different types of 3-phase induction motors and synchronous machines synchronous machines and their applications.

Learning Objectives:

- Understand the fundamentals in electrical machines.
- Know the characteristics of DC machines.
- Understand the operation and performance of Transformer.
- Understand the operation and starting methods of Induction motors.
- Understand the operation and application of Synchronous machine.

UNIT -I:

Introduction

Active and passive elements- Ohm's Law – Kirchoff's Laws –Electromagnetic Induction– Faraday's Laws - Series – Parallel circuits- Self and Mutual Inductance-Numerical problems. Purpose of Earthing – Methods of Earthing – Merits of Earthing. Different types of Electrical Machines.

UNIT -II:

DC Machines

Principle of operation of DC generator - Types of DC machines – EMF equation – Open Circuit Characteristics- Principle of operation of DC Motor- Torque Equation- speed control methods of DC motor – Losses in DC machines - Swinburne's Test-Brake test on DC shunt motor – Performance Characteristics - Numerical problems.

UNIT -III:

Transformers

Principle of operation and construction Details – Classification of Transformers - EMF equation – Losses in a Transformer – Open Circuit & Short Circuit Test – Calculation of efficiency and regulation -Numerical Problems.



JAWAHARLAL NEHRU TECHNOLOGICAL UNIVERSITY: KAKINADA
KAKINADA – 533 003, Andhra Pradesh, India
DEPARTMENT OF ELECTRICAL AND ELECTRONICS ENGINEERING

COURSE STRUCTURE-R19

UNIT -IV:

Induction Motors

Principle of operation- Constructional Details - Classification – Revolving Magnetic Fields– Starting Methods – Numerical Problems. Principle of operation of Single Phase Induction Motor - Starting Methods- Applications.

UNIT -V:

Synchronous Machines

Principle of operation and construction of alternators –EMF Equation - Regulation of alternator by Synchronous Impedance Method – Numerical Problems.
 Principle of operation of synchronous motor - Synchronous Condenser – Applications.

Learning Outcomes:

After the completion of the course the student should be able to:

- Apply fundamentals in various electrical circuits.
- Explain the operation and characteristics of DC machines.
- Determine the efficiency and regulation of transmission.
- Explain the operation and starting methods of Induction Motors.
- Apply the applications of Synchronous Machines.

Text Books:

1. Principles of Electrical Machines by V.K. Mehta & Rohit Mehta, S.Chand publications
2. Theory & performance of Electrical Machines by J.B.Guptha, S.K.Kataria & Sons
3. Circuit Theory (Analysis and Synthesis) by A. Chakrabarti, Dhanpat Rai & Co.

Reference Books:

1. Basic Electrical Engineering by M.S.Naidu and S.Kamakshiah, TMH Publications
2. Fundamentals of Electrical Engineering by Rajendra Prasad, PHI Publications, 2nd edition
3. Basic Electrical Engineering by Nagsarkar, Sukhija, Oxford Publications, 2nd edition



JAWAHARLAL NEHRU TECHNOLOGICAL UNIVERSITY: KAKINADA
KAKINADA – 533 003, Andhra Pradesh, India
DEPARTMENT OF ELECTRICAL AND ELECTRONICS ENGINEERING

COURSE STRUCTURE-R19

III Year –II SEMESTER		L	T	P	C
		0	0	3	1.5
POWER ELECTRONICS LABORATORY					

Learning objectives:

- To study the characteristics of various power electronic devices and analyze firing circuits and commutation circuits of SCR.
- To analyze the performance of single–phase and three–phase full–wave bridge converters with both resistive and inductive loads.
- To understand the operation of AC voltage regulator with resistive and inductive loads.
- To understand the working of Buck converter, Boost converter and inverters.

Any 10 of the Following Experiments are to be conducted

1. Characteristics of Thyristor, MOSFET & IGBT.
2. R, RC & UJT firing circuits for SCR.
3. Single -Phase semi converter with R & RL loads.
4. Single -Phase full converter with R & RL loads.
5. Three- Phase full converter with R & RL loads.
6. Single Phase dual converter in circulating current & non circulating current mode of operation.
7. Single -Phase AC Voltage Regulator with R & RL Loads.
8. Single Phase step down Cycloconverter with R & RL Loads.
9. Boost converter in Continuous Conduction Mode operation.
10. Buck converter in Continuous Conduction Mode operation.
11. Single -Phase square wave bridge inverter with R & RL Loads.
12. Single - Phase PWM inverter.

Learning outcomes:

After the completion of the course the student should be able to:

- study the characteristics of various power electronic devices.
- analyze the performance of single–phase and three–phase full–wave bridge converters with both resistive and inductive loads.
- understand the operation of single phase AC voltage regulator with resistive and inductive loads.
- understand the working of Buck converter, Boost converter, single–phase square wave inverter and PWM inverter.



JAWAHARLAL NEHRU TECHNOLOGICAL UNIVERSITY: KAKINADA
KAKINADA – 533 003, Andhra Pradesh, India
DEPARTMENT OF ELECTRICAL AND ELECTRONICS ENGINEERING

COURSE STRUCTURE-R19

III Year –II SEMESTER		L	T	P	C
	MICRO PROCESSORS AND MICRO CONTROLLERS LAB	0	0	3	1.5

Learning Objectives:

- To study programming based on 8086 microprocessor and 8051 microcontroller.
- To study 8086 microprocessor based ALP using arithmetic, logical and shift operations.
- To study to interface 8086 with I/O and other devices.
- To study parallel and serial communication using 8051& PIC 18 micro controllers.

Any 10 of the following experiments are to be conducted:

I. Microprocessor 8086&Microcontroller 8051

Introduction to MASM/TASM.

1. Arithmetic operation – Multi byte addition and subtraction, multiplication and division – Signed and unsigned arithmetic operation, ASCII – Arithmetic operation.
2. Logic operations – Shift and rotate – Converting packed BCD to unpacked BCD, BCD to ASCII conversion.
3. By using string operation and Instruction prefix: Move block, Reverse string Sorting, Inserting, Deleting, Length of the string, String comparison.
4. Interfacing 8255–PPI with 8086.
5. Interfacing 8259 – Interrupt Controller with 8086.
6. Interfacing 8279 – Keyboard Display with 8086.
7. Stepper motor control using 8253/8255.
8. Reading and Writing on a parallel port using 8051
9. Timer in different modes using 8051
10. Serial communication implementation using 8051
11. Understanding three memory areas of 00 – FF Using 8051 external interrupts.
12. Traffic Light Controller using 8051.

Learning Outcomes:

After the completion of the course the student should be able to:

- write assembly language program using 8086 micro based on arithmetic, logical, and shift operations.
- interface 8086 with I/O and other devices.
- do parallel and serial communication using 8051 & PIC 18 micro controllers.



JAWAHARLAL NEHRU TECHNOLOGICAL UNIVERSITY: KAKINADA
KAKINADA – 533 003, Andhra Pradesh, India
DEPARTMENT OF ELECTRICAL AND ELECTRONICS ENGINEERING

COURSE STRUCTURE-R19

III Year –II SEMESTER		L	T	P	C
		3	0	0	0
EMPLOYABILITY SKILLS					

Preamble: This course is introduced to enhance the soft and hard skills of students based on industry needs and helping the student to get the employment in the competitive industrial environment.

Course Objective: In this course the student should understand:

- (i) Aptitude skill (ii) Soft skills (iii) Skills required for campus placement interview

Unit 1: Aptitude Skills

Quantitative Aptitude:

Numbers, HCF and LCM, Problems on ages, Averages, Ratio and Proportion, Percentages, Profit and Loss, Partnership, Interest calculations, Time and Work, Time and Distance, Pipes and Cisterns, Mensuration

Reasoning:

Number and Letter Analogy, Coding and decoding, Odd Man out, Symbols and Notations, Permutations and Combinations, Probability, Data Interpretation, Data Sufficiency, Clocks and Calendars, Deductions, Logical Connectives, Venn Diagrams, Cubes, Binary Logic, Ordering and Sequencing, Blood relations – Syllogisms - Seating arrangement, Analytical Reasoning

Unit 2: Skills - I

Soft Skills: An Introduction – Definition and Significance of Soft Skills; Process, Importance and Measurement of Soft Skill Development. **Self-Discovery:** Discovering the Self; Setting Goals; Beliefs, Values, Attitude, Virtue. Goal Setting-Vision Vs Mission Vs Goals, SMART Technique to Goal Setting, SWOT Analysis. **Self Esteem:** Types of Self Esteem, Causes of Low Self Esteem, Merits of Positive Self Esteem and Steps to build a positive Self Esteem; Art of Compromise, Learn to Say: 'I Don't Know', Being organized, Showing Self-awareness, Self-Assessment for Attainable Career Objectives. **Attitude & Confidence:** Attitude Vs Skills Vs Knowledge, Attitude Vs Behaviour, Developing Positive Attitude and Confidence; Fear-Public Speaking, Steps to Overcome Fear, developing Positive Thinking and Attitude; Driving out Negativity; Meaning and Theories of Motivation; Enhancing Motivation Levels, Adjusting Your Attitude-Arrogance has no Place in the Workplace, Cultural Sensitivity in the Workplace, Corporate Culture: Learning How to Fit in. **Motivational Talk:** Team Work, Team Vs Group, Stages in Team Building, Mistakes to avoid and Lessons to Learn.



JAWAHARLAL NEHRU TECHNOLOGICAL UNIVERSITY: KAKINADA
KAKINADA – 533 003, Andhra Pradesh, India
DEPARTMENT OF ELECTRICAL AND ELECTRONICS ENGINEERING

COURSE STRUCTURE-R19

Unit 3: Skills – II:

Interpersonal Communication: Interpersonal relations; communication models, process and barriers; team communication; developing interpersonal relationships through effective communication; essential formal writing skills; corporate communication styles – assertion, persuasion, negotiation. **Listening:** Listening Vs Hearing, Possible reasons for why people do not Listen at times, Active Listening Vs Passive Listening, Listening effect on relationships. **Public Speaking:** Skills, Methods, Strategies and Essential tips for effective public speaking. **Group Discussion:** Importance, Planning, Elements, Skills assessed; Effectively disagreeing, Initiating, Summarizing and Attaining the Objective. **Non-Verbal Communication:** Importance and Elements; Body Language-Postures, gestures, eye contact. **Teamwork and Leadership Skills:** Concept of Teams; Building effective teams; Concept of Leadership and honing Leadership skills. **Presentation Skills:** Types, Content, Audience Analysis, Essential Tips – Before, During and After, Overcoming Nervousness. **Etiquette and Manners:** Social and Business. **Time Management** – Concept, Essentials, Tips.

Unit 4: Personality Development: Meaning, Nature, Features, Stages, Models; Learning Skills; Adaptability Skills. **Decision-Making and Problem-Solving Skills:** Meaning, Types and Models, Group and Ethical Decision-Making, Problems and Dilemmas in application of these skills. **Conflict Management:** Conflict - Definition, Nature, Types and Causes; Methods of Conflict Resolution. **Stress Management:** Stress - Definition, Nature, Types, Symptoms and Causes; Stress Analysis Models and Impact of Stress; Measurement and Management of Stress. **Leadership and Assertiveness Skills:** A Good Leader; Leaders and Managers; Leadership Theories; Types of Leaders; Leadership Behaviour; Assertiveness Skills. **Emotional Intelligence:** Meaning, History, Features, Components, Intrapersonal and Management Excellence; Strategies to enhance Emotional Intelligence.

Unit 5: Group Discussions (GD):

Stages of a GD, GD Vs Debate, Skills assessed in a GD, Blunders to be avoided, Dos & Don'ts, GD-Practice: Conducting practice sessions and Brain Storming Sessions, Evaluation, feedback on their performance

Resume Preparation: Resume Templates, Steps followed for resume preparation, Common mistakes in a resume; Covering letter

Campus Placements Skills: Stages of Campus Placement, Skills assessed in Campus Placements, Changing scenario and its Challenges & How to get ready, Motivational Talk on Positive Thinking: Beliefs, Thoughts, Actions, Habits & Results (Success);

Interview Skills: Types of Interview, Interviewer and Interviewee – in-depth perspectives; Before, During and After the Interview; Tips for Success, Dress code and Grooming, Dos & Don'ts, Skills assessed in an Interview, Mistakes to be avoided, How to equip oneself to excel;



JAWAHARLAL NEHRU TECHNOLOGICAL UNIVERSITY: KAKINADA
KAKINADA – 533 003, Andhra Pradesh, India
DEPARTMENT OF ELECTRICAL AND ELECTRONICS ENGINEERING

COURSE STRUCTURE-R19

How to handle the Typical Interview Questions; Mock Interviews: Unconventional HR questions, Practice sessions with Feedback, **Simulated Testing:** Previous model papers of companies,

Business Terminology: Financial Terms such as Debt, Equity, Share, Working Capital, Turnover, Net worth etc; Vision, Mission, Objectives, Goals, Targets

Course Outcomes: After studying this course the student should able to

(i) solve aptitude and reasoning problems (ii) apply the soft skills in dealing the issues related to employability (iii) successful in getting employment in campus placement interview

References:

- 1) B. K. Mitra, Personality Development and Soft Skills, Oxford University Press, 2011.
- 2) S.P. Dhanavel, English and Soft Skills, Orient Blackswan, 2010.
- 3) R.S.Aggarwal, A Modern Approach to Verbal & Non-Verbal Reasoning, S.Chand & Company Ltd., 2018.
- 4) Raman, Meenakshi & Sharma, Sangeeta, Technical Communication Principles and Practice, Oxford University Press, 2011.



JAWAHARLAL NEHRU TECHNOLOGICAL UNIVERSITY: KAKINADA
KAKINADA – 533 003, Andhra Pradesh, India
DEPARTMENT OF ELECTRICAL AND ELECTRONICS ENGINEERING

COURSE STRUCTURE-R19

IV Year – I SEMESTER		L	T	P	C
		3	0	0	3
SWITCHGEAR AND PROTECTION					

Preamble:

In order to supply power from generating end to receiving end several equipments are connected in to the system. In order to protect the equipments and components against various operating conditions and over voltages protective devices are required to be installed in the system. Topics specified in this subject deal with various types of protective equipments and their working principle including limitations etc.

Learning objectives:

- To provide the basic principles and operation of various types of circuit breakers.
- To study the classification, operation and application of different types of electromagnetic protective relays.
- To explain protective schemes, for generator and transformers.
- To impart knowledge of various protective schemes used for feeders and bus bars.
- To explain the principle and operation of different types of static relays.
- To study different types of over voltages in a power system and principles of different protective schemes for insulation co-ordination.

UNIT-I:

Circuit Breakers

Miniature Circuit Breaker(MCB)– Elementary principles of arc interruption– Restriking Voltage and Recovery voltages– Restriking phenomenon - RRRV– Average and Max. RRRV– Current chopping and Resistance switching– Introduction to oil circuit breakers– Description and operation of Air Blast– Vacuum and SF6 circuit breakers– CB ratings and specifications– Concept of Auto reclosing.

UNIT-II:

Electromagnetic Protection

Relay connection – Balanced beam type attracted armature relay - induction disc and induction cup relays–Torque equation - Relays classification–Instantaneous– DMT and IDMT types– Applications of relays: Over current and under voltage relays– Directional relays– Differential relays and percentage differential relays– Universal torque equation– Distance relays: Impedance– Reactance– Mho and offset mho relays– Characteristics of distance relays and comparison.



JAWAHARLAL NEHRU TECHNOLOGICAL UNIVERSITY: KAKINADA
KAKINADA – 533 003, Andhra Pradesh, India
DEPARTMENT OF ELECTRICAL AND ELECTRONICS ENGINEERING

COURSE STRUCTURE-R19

UNIT–III:

Generator Protection

Protection of generators against stator faults– Rotor faults and abnormal conditions– restricted earth fault and inter turn fault protection– Numerical examples.

Transformer Protection

Protection of transformers: Percentage differential protection– Design of CT's ratio– Buchholz relay protection–Numerical examples.

UNIT–IV:

Feeder and Bus bar Protection

Protection of lines: Over current Protection schemes – PSM,TMS - Numerical examples -Carrier current and three zone distance relay using impedance relays–Protection of bus bars by using Differential protection.

UNIT–V:

Static and Digital Relays & Protection against over voltage and grounding

Static relays: Static relay components– Static over current relays– Static distance relay– Micro processor based over current relay, block diagram approach of Numerical Relays.

Generation of over voltages in power systems– Protection against lightning over voltages– Valve type and zinc oxide lightning arresters – Grounded and ungrounded neutral systems–Effects of ungrounded neutral on system performance– Methods of neutral grounding: Solid–resistance–Reactance–Arcing grounds and grounding Practices.

Learning Outcomes:

After the completion of the course the student should be able to:

- understand the principles of arc interruption for application to high voltage circuit breakers of air, oil, vacuum, SF₆ gas type.
- understand the working principle and operation of different types of electromagnetic protective relays.
- students acquire knowledge of faults and protective schemes for high power generator and transformers.
- improves the ability to understand various types of protective schemes used for feeders and bus bar protection.
- understand different types of static relays and their applications.
- understand different types of over voltages and protective schemes required for insulation co-ordination.



JAWAHARLAL NEHRU TECHNOLOGICAL UNIVERSITY: KAKINADA
KAKINADA – 533 003, Andhra Pradesh, India
DEPARTMENT OF ELECTRICAL AND ELECTRONICS ENGINEERING

COURSE STRUCTURE-R19

Text Books:

1. Power System Protection and Switchgear by Badari Ram and D.N Viswakarma, TMH Publications
2. Power system protection- Static Relays with microprocessor applications.by T.S.MadhavaRao, TMH

Reference Books:

1. Fundamentals of Power System Protection by Paithankar and S.R.Bhide., PHI, 2003.
2. Art & Science of Protective Relaying – by C R Mason, Wiley Eastern Ltd.
3. Protection and SwitchGear by BhaveshBhalja, R.P. Maheshwari, Nilesh G.Chothani, Oxford University Press, 2013.



JAWAHARLAL NEHRU TECHNOLOGICAL UNIVERSITY: KAKINADA
KAKINADA – 533 003, Andhra Pradesh, India
DEPARTMENT OF ELECTRICAL AND ELECTRONICS ENGINEERING

COURSE STRUCTURE-R19

IV Year –I SEMESTER		L	T	P	C
		3	0	0	3
OOPS THROUGH JAVA					

Preamble:

This course is designed to impart the programming skills to the students with OOPS concepts. This course covers OOPS principles, inheritance, classes AWT etc.

Learning Objectives:

- Understanding the OOPS concepts, classes and objects, threads, files, applets, swings and act.
- This course introduces computer programming using the JAVA programming language with object-oriented programming principles.
- Emphasis is placed on event-driven programming methods, including creating and manipulating objects, classes, and using Java for network level programming and middleware development

UNIT-I:

INTRODUCTION TO JAVA:

Introduction to OOP, procedural programming language and object oriented language, principles of OOP, applications of OOP, history of java, java features, JVM, program structure.

Variables, primitive data types, identifiers, literals, operators, expressions, precedence rules and associativity, primitive type conversion and casting, flow of control.

UNIT-II:

OBJECTS AND CLASSES:

Classes and objects, class declaration, creating objects, methods, constructors and constructor overloading, garbage collector, importance of static keyword and examples, this keyword, arrays, command line arguments, nested classes.

UNIT-III:

INHERITANCE:

Inheritance, types of inheritance, super keyword, final keyword, overriding and abstract class.

Interfaces, creating the packages, using packages, importance of CLASSPATH and java.lang package. Exception handling, importance of try, catch, throw, throws and finally block, user-defined exceptions, Assertions.



JAWAHARLAL NEHRU TECHNOLOGICAL UNIVERSITY: KAKINADA
KAKINADA – 533 003, Andhra Pradesh, India
DEPARTMENT OF ELECTRICAL AND ELECTRONICS ENGINEERING

COURSE STRUCTURE-R19

UNIT-IV:

MULTITHREADING:

Introduction, thread life cycle, creation of threads, thread priorities, thread synchronization, communication between threads. Reading data from files and writing data to files, random access file,

UNIT-V:

APPLETS AND AWT CLASSES:

Applet class, Applet structure, Applet life cycle, sample Applet programs. Event handling: event delegation model, sources of event, Event Listeners, adapter classes, inner classes.

AWT: introduction, components and containers, Button, Label, Checkbox, Radio Buttons, List Boxes, Choice Boxes, Container class, Layouts, Menu and Scrollbar.

Learning Outcomes:

After the completion of the course the student should be able to:

- understand Java programming concepts and utilize Java Graphical User Interface in Program writing.
- write, compile, execute and troubleshoot Java programming for networking concepts.
- build Java Application for distributed environment.
- design and Develop multi-tier applications.
- identify and Analyze Enterprise applications.

Text Books:

1. The complete Reference Java, 8th edition, Herbert Schildt, TMH.
2. Programming in JAVA, Sachin Malhotra, Saurabh Choudary, Oxford.
3. Introduction to java programming, 7th edition by Y Daniel Liang, Pearson.

Reference Books:

1. Swing: Introduction, JFrame, JApplet, JPanel, Componets in Swings, Layout Managers in
2. Swings, JList and JScrollPane, Split Pane, JTabbedPane, JTree, JTable, Dialog Box.



JAWAHARLAL NEHRU TECHNOLOGICAL UNIVERSITY: KAKINADA
KAKINADA – 533 003, Andhra Pradesh, India
DEPARTMENT OF ELECTRICAL AND ELECTRONICS ENGINEERING

COURSE STRUCTURE-R19

IV Year –I SEMESTER		L	T	P	C
		3	0	0	3
RENEWABLE ENERGY SYSTEMS					

Preamble:

This course gives a flavor of renewable sources and systems to the students. It introduces solar energy its radiation, collection, storage and its applications. This covers generation, design, efficiency and characteristics of various renewable energy sources including solar, wind, hydro, biomass, fuel cells and geothermal systems.

Learning Objectives:

- To study the solar radiation data, extraterrestrial radiation, radiation on earth's surface.
- To study solar photo voltaic systems.
- To study maximum power point techniques in solar pv and wind energy.
- To study wind energy conversion systems, Betz coefficient, tip speed ratio.
- To study basic principle and working of hydro, tidal, biomass, fuel cell and geothermal systems.

UNIT-I:

Fundamentals of Energy Systems and Solar energy

Energy conservation principle – Energy scenario (world and India) – various forms of renewable energy - Solar radiation: Outside earth's atmosphere – Earth surface – Analysis of solar radiation data – Geometry – Radiation on tilted surfaces – Numerical problems.

UNIT-II:

Solar Photovoltaic Systems

Solar photovoltaic cell, module, array – construction – Efficiency of solar cells – Developing technologies – Cell I-V characteristics – Equivalent circuit of solar cell – Series resistance – Shunt resistance – Applications and systems – Balance of system components - System design: storage sizing – PV system sizing – Maximum power point techniques: Perturb and observe (P&O) technique – Hill climbing technique.

UNIT-III:

Wind Energy

Sources of wind energy - Wind patterns – Types of turbines –Horizontal axis and vertical axis machines - Kinetic energy of wind – Betz coefficient – Tip-speed ratio – Efficiency – Power output of wind turbine – Selection of generator(synchronous, induction) – Maximum power point tracking – wind farms – Power generation for utility grids.



JAWAHARLAL NEHRU TECHNOLOGICAL UNIVERSITY: KAKINADA
KAKINADA – 533 003, Andhra Pradesh, India
DEPARTMENT OF ELECTRICAL AND ELECTRONICS ENGINEERING

COURSE STRUCTURE-R19

UNIT-IV:

Hydro and Tidal power systems

Basic working principle – Classification of hydro systems: Large, small, micro – measurement of head and flow – Energy equation – Types of turbines – Numerical problems.

Tidal power – Basics – Kinetic energy equation – Turbines for tidal power - Numerical problems – Wave power – Basics – Kinetic energy equation – Wave power devices – Linear generators.

UNIT-V:

Biomass, fuel cells and geothermal systems

Biomass Energy: Fuel classification – Pyrolysis – Direct combustion of heat – Different digesters and sizing.

Fuel cell: Classification of fuel for fuel cells – Fuel cell voltage– Efficiency – V-I characteristics.

Geothermal: Classification – Dry rock and hot aquifer – Energy analysis – Geothermal based electric power generation

Learning Outcomes:

After the completion of the course the student should be able to:

- analyze solar radiation data, extraterrestrial radiation, and radiation on earth's surface.
- design solar thermal collectors, solar thermal plants.
- design solar photo voltaic systems.
- develop maximum power point techniques in solar PV and wind energy systems.
- explain wind energy conversion systems, wind generators, power generation.
- explain basic principle and working of hydro, tidal, biomass, fuel cell and geothermal systems.

Text Books:

1. Renewable Energy Resources, John Twidell and Tony Weir, Taylor and Francis -second edition,2013.
2. Non Conventional sources of Energy by G.D.Rai, Kanna Publications.

Reference Books:

1. Energy Science: Principles, Technologies and Impacts, John Andrews and Nick Jelly, Oxford University Press.
2. Solar Energy: Principles of Thermal Collection and Storage, S. P. Sukhatme and J. K. Nayak, TMH, New Delhi, 3rd Edition.
3. Renewable Energy- Edited by Godfrey Boyle-oxford university.press,3rd edition,2013.
4. Handbook of renewable technology Ahmed and Zobaa, Ramesh C Bansal, World scientific, Singapore.
5. Renewable Energy Technologies /Ramesh & Kumar /Narosa.
6. Renewable energy technologies – A practical guide for beginners – Chetong Singh Solanki, PHI.
7. Non conventional energy source –B.H.khan- TMH-2nd edition.



JAWAHARLAL NEHRU TECHNOLOGICAL UNIVERSITY: KAKINADA
KAKINADA – 533 003, Andhra Pradesh, India
DEPARTMENT OF ELECTRICAL AND ELECTRONICS ENGINEERING

COURSE STRUCTURE-R19

IV Year –I SEMESTER		L	T	P	C
		3	0	0	3
UTILIZATION OF ELECTRICAL ENERGY (ELECTIVE-II)					

Preamble:

This course primarily deals with utilization of electrical energy generated from various sources. It is important to understand the technical reasons behind selection of motors for electric drives based on the characteristics of loads. Electric heating, welding and illumination are some important loads in the industry in addition to motor/drives. Another major share of loads is taken by Electric Traction. Utilization of electrical energy in all the above loads is discussed in detail in this course. Energy Storage Systems concepts are also introduced as a part of this course.

Course Educational Objectives:

- To study the basic principles of illumination and its measurements and to design the different types lighting systems.
- To acquaint with the different types of heating and welding techniques.
- To understand the operating principles and characteristics of various motors with respect to speed, temperature and loading conditions.
- To understand the basic principles of electric traction including speed–time curves of different traction services and calculation of braking, acceleration and other related parameters.
- To Introduce the concept of various types of energy storage systems.

UNIT – I:

Illumination fundamentals

Introduction, terms used in illumination–Laws of illumination–Polar curves–Integrating sphere–Lux meter–Sources of light

Various Illumination Methods

Discharge lamps, MV and SV lamps – Comparison between tungsten filament lamps and fluorescent tubes–Basic principles of light control– Types and design of lighting and flood lighting–LED lighting, Energy conservation.

UNIT – II:

Electric Heating

Advantages and methods of electric heating–Resistance heating induction heating and dielectric heating.

Electric Welding

Electric welding–Resistance and arc welding–Electric welding equipment–Comparison between AC and DC Welding



JAWAHARLAL NEHRU TECHNOLOGICAL UNIVERSITY: KAKINADA
KAKINADA – 533 003, Andhra Pradesh, India
DEPARTMENT OF ELECTRICAL AND ELECTRONICS ENGINEERING

COURSE STRUCTURE-R19

UNIT – III:

Selection of Motors

Choice of motor, type of electric drives, starting and running characteristics–Speed control–Temperature rise–Applications of electric drives–Types of industrial loads–continuous–Intermittent and variable loads–Load equalization, Introduction to energy efficient motors.

UNIT – IV:

Electric Traction – I

System of electric traction and track electrification– Review of existing electric traction systems in India– Special features of traction motor– Mechanics of train movement–Speed–time curves for different services – Trapezoidal and quadrilateral speed time curves.

Electric Traction – II

Calculations of tractive effort– power –Specific energy consumption for given run–Effect of varying acceleration and braking retardation–Adhesive weight and braking retardation adhesive weight and coefficient of adhesion–Principles of energy efficient motors.

UNIT – V:

Introduction to energy storage systems

Need for energy storage, Types of energy storage–Thermal, electrical, magnetic and chemical storage systems, Comparison of energy storage technologies–Applications.

Course Outcomes:

After the completion of the course the student should be able to:

- understand various levels of illuminosity produced by different illuminating sources and able to estimate the illumination levels produced by various sources and recommend the most efficient illuminating sources and should be able to design different lighting systems by taking inputs and constraints in view.
- identify most appropriate heating and welding techniques for suitable applications.
- identify a suitable motor for electric drives and industrial applications
- determine the speed/time characteristics of different types of traction systems and determination of various traction parameters.
- know the necessity and usage of different energy storage schemes for different applications.

Text Books:

1. Utilization of Electric Energy – by E. Openshaw Taylor, Orient Longman.
2. Art & Science of Utilization of electrical Energy – by Partab, DhanpatRai&Sons.
3. “Thermal energy storage systems and applications”-by Ibrahim Dincer and Mark A.Rosen. John Wiley and Sons 2002.



JAWAHARLAL NEHRU TECHNOLOGICAL UNIVERSITY: KAKINADA
KAKINADA – 533 003, Andhra Pradesh, India
DEPARTMENT OF ELECTRICAL AND ELECTRONICS ENGINEERING

COURSE STRUCTURE-R19

Reference Books:

1. Utilization of Electrical Power including Electric drives and Electric traction – by N.V.Suryanarayana, New Age International (P) Limited, Publishers, 1996.
2. Generation, Distribution and Utilization of electrical Energy – by C.L. Wadhwa, New Age International(P)Limited,Publishers,1997.



JAWAHARLAL NEHRU TECHNOLOGICAL UNIVERSITY: KAKINADA
KAKINADA – 533 003, Andhra Pradesh, India
DEPARTMENT OF ELECTRICAL AND ELECTRONICS ENGINEERING

COURSE STRUCTURE-R19

IV Year –I SEMESTER		L	T	P	C
		3	0	0	3
DATA BASE MANAGEMENT SYSTEMS (ELECTIVE-II)					

Preamble:

This course is an elective course designed to impart knowledge in data bases to the students which may be useful the SCADA, power system automation, etc. This course covers database principles, Normal forms, Database models, SQL queries, Data storage etc.

Learning Objectives:

- Fundamentals of DBMS.
- Different modes of DBMS.
- Basic query structures and normal forms.
- Control aspects of DBMS.
- File organization and indexing.

UNIT-I:

An Overview of Database Management

Introduction- What is Database System- What is Database-Why Database- Data Independence- Relation Systems and Others- Summary,
 Database system architecture, Introduction- The Three Levels of Architecture-The External Level- the Conceptual Level- the Internal Level- Mapping- the Database Administrator-The Database Management Systems- Client/Server Architecture.

UNIT-II:

The E/R Models, The Relational Model, Relational Calculus, Introduction to Database Design, Database Design and Er Diagrams-Entities Attributes, and Entity Sets-Relationship and Relationship Sets-Conceptual Design With the Er Models, The Relational Model Integrity Constraints Over Relations- Key Constraints –Foreign Key Constraints-General Constraints, Relational Algebra and Calculus, Relational Algebra- Selection and Projection- Set Operation, Renaming – Joins- Division- More Examples of Queries, Relational Calculus, Tuple Relational Calculus- Domain Relational Calculus.



JAWAHARLAL NEHRU TECHNOLOGICAL UNIVERSITY: KAKINADA
KAKINADA – 533 003, Andhra Pradesh, India
DEPARTMENT OF ELECTRICAL AND ELECTRONICS ENGINEERING

COURSE STRUCTURE-R19

UNIT-III:

Queries, Constraints, Triggers:

The Form of Basic SQL Query, Union, Intersect, and Except, Nested Queries, Aggregate Operators, Null Values, Complex Integrity Constraints in SQL, Triggers and Active Database.

Schema Refinement (Normalization) : Purpose of Normalization or schema refinement, concept of functional dependency, normal forms based on functional dependency(1NF, 2NF and 3 NF), concept of surrogate key, Boyce-codd normal form(BCNF), Lossless join and dependency preserving decomposition, Fourth normal form(4NF).

UNIT-IV:

Transaction Management and Concurrency Control

Transaction, properties of transactions, transaction log, and transaction management with SQL using commit rollback and save point.

Concurrency control for lost updates, uncommitted data, inconsistent retrievals and the Scheduler. Concurrency control with locking methods : lock granularity, lock types, two phase locking for ensuring serializability, deadlocks, Concurrency control with time stamp ordering : Wait/Die and Wound/Wait Schemes, Database Recovery management : Transaction recovery.

UNIT-V:

Overview of Storages and Indexing, Data on External Storage- File Organization and Indexing – Clustered Indexing – Primary and Secondary Indexes, Index Data Structures, Hash-Based Indexing – Tree-Based Indexing, Comparison of File Organization

Learning Outcomes:

After the completion of the course the student should be able to:

- describe a relational database and object-oriented database.
- create, maintain and manipulate a relational database using SQL
- describe ER model and normalization for database design.
- examine issues in data storage and query processing and can formulate appropriate solutions.
- understand the role and issues in management of data such as efficiency, privacy, security, ethical responsibility, and strategic advantage.
- design and build database system for a given real world problem



JAWAHARLAL NEHRU TECHNOLOGICAL UNIVERSITY: KAKINADA
KAKINADA – 533 003, Andhra Pradesh, India
DEPARTMENT OF ELECTRICAL AND ELECTRONICS ENGINEERING

COURSE STRUCTURE-R19

Text Books:

1. Introduction to Database Systems, CJ Date, Pearson
2. Data base Management Systems, Raghurama Krishnan, Johannes Gehrke, TATA McGraw Hill 3rd Edition
3. Database Systems - The Complete Book, H G Molina, J D Ullman, J Widom Pearson

References Books:

1. Data base Systems design, Implementation, and Management, Peter Rob & Carlos Coronel 7th Edition.
2. Fundamentals of Database Systems, Elmasri Navrate Pearson Education
3. Introduction to Database Systems, C.J.Date Pearson Education.



JAWAHARLAL NEHRU TECHNOLOGICAL UNIVERSITY: KAKINADA
KAKINADA – 533 003, Andhra Pradesh, India
DEPARTMENT OF ELECTRICAL AND ELECTRONICS ENGINEERING

COURSE STRUCTURE-R19

IV Year –I SEMESTER		L	T	P	C
		3	0	0	3
ADVANCED CONTROL SYSTEMS (ELECTIVE-II)					

Preamble:

This subject aims to study state space, design of state feedback controllers and state observers, describing function and stability analysis including controllability and observability. It also deals with modern control and optimal control systems.

Learning Objectives:

- To familiarize the state space representation in controllable, observable, diagonal and Jordan canonical forms and introduce the concept of controllability and observability tests through canonical forms.
- Design of state feedback controller by pole placement technique and State Observer design.
- Analysis of a nonlinear system using describing function approach and the Lypanov’s method of stability analysis of a system.
- Formulation of Euler Laugrange equation for the optimization of typical functionals and solutions.
- Formulation of linear quadratic optimal regulator (LQR) problem by parameter adjustment and solving riccatti equation.

UNIT – I:

State space analysis

State Space Representation in Canonical forms – Controllable canonical form – Observable canonical form – Diagonal Canonical Form - Jordan Canonical Form - Principle of duality – Controllability and observability test from Jordan canonical form and other canonical forms.

UNIT – II:

Design of state feedback controllers and state Observers

Design of state feedback control through pole placement and Ackerman’s formula – Design of state observers (Full order & reduced order).

UNIT – III:

Describing function analysis

Introduction to nonlinear systems, Types of nonlinearities, describing functions, stability using describing functions.



JAWAHARLAL NEHRU TECHNOLOGICAL UNIVERSITY: KAKINADA
KAKINADA – 533 003, Andhra Pradesh, India
DEPARTMENT OF ELECTRICAL AND ELECTRONICS ENGINEERING

COURSE STRUCTURE-R19

Stability analysis

Stability in the sense of Lyapunov – Lyapunov’s stability and Lyapunov’s instability theorems – Direct method of Lyapunov for the linear and nonlinear continuous time autonomous systems.

UNIT-IV:

Calculus of variations

Minimization of functional of single function – Constrained minimization – Minimum principle – Control variable inequality constraints – Control and state variable inequality constraints – Euler lagrangine equation.

UNIT –V:

Optimal control

Linear Quadratic Optimal Regulator (LQR) problem formulation – Optimal regulator design by parameter adjustment (Lyapunov method) – Optimal regulator design by Continuous Time Algebraic Riccati equation (CARE) - Optimal controller design using LQG framework.

Learning Outcomes:

After the completion of the course the student should be able to:

- formulate different state models in canonical forms.
- design of state feedback control using the pole placement technique and state observer design for a given control system.
- analyse of nonlinear system using the describing function technique and determine the stability of a linear autonomous system using lypnov method.
- determine minimization of functionals using calculus of variation studied.
- formulate and solve the LQR problem and riccati equation.

Text Books:

1. Modern Control Engineering – by K. Ogata, Prentice Hall of India, 3rd edition, 1998
2. Automatic Control Systems by B.C. Kuo, Prentice Hall Publication

Reference Books:

1. Modern Control System Theory – by M. Gopal, New Age International Publishers, 2nd edition, 1996
2. Control Systems Engineering by I.J. Nagarath and M.Gopal, New Age International (P) Ltd.
3. Digital Control and State Variable Methods – by M. Gopal, Tata McGraw–Hill Companies, 1997.
4. Systems and Control by Stainslaw H. Zak , Oxford Press, 2003.
5. Optimal control theory: an Introduction by Donald E.Kirk by Dover publications.



JAWAHARLAL NEHRU TECHNOLOGICAL UNIVERSITY: KAKINADA
KAKINADA – 533 003, Andhra Pradesh, India
DEPARTMENT OF ELECTRICAL AND ELECTRONICS ENGINEERING

COURSE STRUCTURE-R19

IV Year –I SEMESTER		L	T	P	C
	ELECTRICAL MACHINE DESIGN (ELECTIVE-II)	3	0	0	3

Preamble:

This course enables students to design transformers and rotating machines. Design is the prime job of the engineer. This course will provide insight into fundamentals of electrical machine design.

Learning Objectives:

- To understand the basics of design and cooling methods of rotating machines.
- To understand the design of DC machines.
- To understand the design concepts of transformers.
- To understand the design concepts of Induction motor.
- To understand the design concepts of Synchronous machines.

UNIT -I:

Fundamental Aspects of Electrical Machine Design

Design of machines - design factors - limitation in design - modern trends in electrical machine design – types of magnetic and insulating materials – modes of heat dissipation – cooling of rotating machines – methods of cooling.

UNIT -II:

Design of DC Machines

Construction details – design of different windings – output equation –selection of specific magnetic and electric loadings - separation of D and L – estimation of number of conductors, armature slots and conduct dimensions – choice of number of poles and calculation of length of airgap – design of field systems, interpoles and brushes.

UNIT -III:

Design of transformers

Transformer windings – output equation – determination of number of turns and length of mean term – design of core - choice of flux density – resistance and leakage reactance – no load current calculation – losses and efficiency – design of efficiency - cooling of transformers- calculation of number of tubes.



JAWAHARLAL NEHRU TECHNOLOGICAL UNIVERSITY: KAKINADA
KAKINADA – 533 003, Andhra Pradesh, India
DEPARTMENT OF ELECTRICAL AND ELECTRONICS ENGINEERING

COURSE STRUCTURE-R19

UNIT -IV:

Design of Induction motors

Comparison between squirrel cage and wound rotors – choice of average flux density and ampere conduction for meter – output equation – design of stator slots and rotor slots – design of no load current – dispersion coefficient and its effects on performance of induction motor.

UNIT -V:

Design of Synchronous Machines

Types of construction – output equation - main dimensions – short circuit ration and its effects on the performance – design of rotor – temperature rise and its effects.

Learning Outcomes:

After the completion of the course the student should be able to:

- design main dimensions of rotating machines.
- design transformers and determine main dimensions.
- design field circuit of DC machines and Synchronous machines.
- design armature of DC machines and AC machines.

Text Books:

1. “Electrical Machines Design”, A.K.Sawhney, Dhanpath Rai & Co.

Reference Books:

1. “Performance and Design of DC Machines”, Clayton & Hancock, ELBS.
2. “Performance and Design of AC Machines”, M.G.Say; Pitman, ELBS.



JAWAHARLAL NEHRU TECHNOLOGICAL UNIVERSITY: KAKINADA
KAKINADA – 533 003, Andhra Pradesh, India
DEPARTMENT OF ELECTRICAL AND ELECTRONICS ENGINEERING

COURSE STRUCTURE-R19

IV Year – I SEMESTER	L	T	P	C
HYBRID ELECTRIC VEHICLES (Elective-II)	3	0	0	3

Preamble:

This course aims to study and understand merits of electric and hybrid electric vehicles. It also deals with different power electronic converters and battery storage systems for electric and hybrid electric vehicles.

Learning Objectives:

- To familiarize the students with the need and advantages of electric and hybrid electric vehicles.
- To know various architectures of hybrid electric vehicles.
- To understand the power management of plug in electric vehicles.
- To study and understand different power converters used in electrical vehicles.
- To familiarize with different batteries and other storage systems.

UNIT– I:

Introduction

Fundamentals of vehicle, components of conventional vehicle and propulsion load; Drive cycles and drive terrain; Concept of electric vehicle and hybrid electric vehicle; History of hybrid vehicles, advantages and applications of Electric and Hybrid Electric Vehicles, different Motors suitable for of Electric and Hybrid Electric Vehicles.

UNIT–II:

Hybridization of Automobile

Architectures of HEVs, series and parallel HEVs, complex HEVs. Plug-in hybrid vehicle, constituents of PHEV, comparison of HEV and PHEV; Fuel Cell vehicles and its constituents.

UNIT–III:

Plug-in Hybrid Electric Vehicle

PHEVs and EREVs blended PHEVs, PHEV Architectures, equivalent electric range of blended PHEVs; Fuel economy of PHEVs, power management of PHEVs, end-of-life battery for electric power grid support, vehicle to grid technology, PHEV battery charging.

UNIT–IV:

Power Electronics in HEVs

Rectifiers used in HEVs, voltage ripples; Buck converter used in HEVs, non-isolated bidirectional DC-DC converter, voltage source inverter, current source inverter, isolated bidirectional DC-DC converter, PWM rectifier in HEVs, EV and PHEV battery chargers.



JAWAHARLAL NEHRU TECHNOLOGICAL UNIVERSITY: KAKINADA
KAKINADA – 533 003, Andhra Pradesh, India
DEPARTMENT OF ELECTRICAL AND ELECTRONICS ENGINEERING

COURSE STRUCTURE-R19

UNIT– V:

Battery and Storage Systems

Energy Storage Parameters; Lead–Acid Batteries; Ultra capacitors; Flywheels - Superconducting Magnetic Storage System; Pumped Hydroelectric Energy Storage; Compressed Air Energy Storage - Storage Heat; Energy Storage as an Economic Resource

Learning Outcomes:

After the completion of the course the student should be able to:

- know the concept of electric vehicles and hybrid electric vehicles.
- familiar with different configuration of hybrid electric vehicles.
- understand the power converters used in hybrid electric vehicles
- know different batteries and other energy storage systems.

Text Books

1. Ali Emadi, Advanced Electric Drive Vehicles, CRC Press, 2014.
2. Iqbal Hussein, Electric and Hybrid Vehicles: Design Fundamentals, CRC Press, 2003.

Reference Books:

1. MehrdadEhsani, YimiGao, Sebastian E. Gay, Ali Emadi, Modern Electric, Hybrid Electric and Fuel Cell Vehicles: Fundamentals, Theory and Design, CRC Press, 2004.
2. James Larminie, John Lowry, Electric Vehicle Technology Explained, Wiley, 2003.
3. H. Partab: Modern Electric Traction - DhanpatRai& Co, 2007.

ResearchBooks:

1. Pistoaa G., “Power Sources , Models, Sustainability, Infrstructure and the market”, Elsevier 2008
2. Mi Chris, Masrur A., and Gao D.W., “ Hybrid Electric Vehicle: Principles and Applications with Practical Perspectives” 1995.



JAWAHARLAL NEHRU TECHNOLOGICAL UNIVERSITY: KAKINADA
KAKINADA – 533 003, Andhra Pradesh, India
DEPARTMENT OF ELECTRICAL AND ELECTRONICS ENGINEERING

COURSE STRUCTURE-R19

IV Year –I SEMESTER		L	T	P	C
		3	0	0	3
	SWAYAM COURSE				
	(ELECTIVE-II)				



JAWAHARLAL NEHRU TECHNOLOGICAL UNIVERSITY: KAKINADA
KAKINADA – 533 003, Andhra Pradesh, India
DEPARTMENT OF ELECTRICAL AND ELECTRONICS ENGINEERING

COURSE STRUCTURE-R19

IV Year – II SEMESTER		L	T	P	C
		3	0	0	3
OPERATING SYSTEMS (ELECTIVE-III)					

Preamble:

This is an elective course introduced to understand the principles of operating systems used in SCADA, Power Systems Automation. This courses cover the operating system process scheduling, inter process communication, memory management, synchronization, file system and types of operating systems

Learning Objectives:

- Study the basic concepts and functions of operating systems.
- Understand the structure and functions of OS.
- Learn about Processes, Threads and Scheduling algorithms.
- Understand the principles of concurrency and Deadlocks.
- Learn various memory management schemes.
- Study I/O management and File systems.
- Learn the basics of Linux system and perform administrative tasks on Linux Servers.

UNIT I:

Introduction to Operating System and Concept Process Management

Types of operating systems, operating systems concepts, operating systems services, Introduction to System call, System call types. Process concept, The process, Process State Diagram , Process control block, Process Scheduling- Scheduling Queues, Schedulers, Operations on Processes, Interprocess Communication, Threading Issues, Scheduling-Basic Concepts, Scheduling Criteria, Scheduling Algorithms.

UNIT-II:

Memory Management

Swapping, Contiguous Memory Allocation, Paging, structure of the Page Table, Segmentation

Virtual Memory Management

Virtual Memory, Demand Paging, Page-Replacement Algorithms, Thrashing

UNIT-III:

Concurrency

Process Synchronization, The Critical- Section Problem, Synchronization Hardware, Semaphores, Classic Problems of Synchronization, Monitors, Synchronization examples

Principles of deadlock

System Model, Deadlock Characterization, Deadlock Prevention, Detection and Avoidance, Recovery form Deadlock



JAWAHARLAL NEHRU TECHNOLOGICAL UNIVERSITY: KAKINADA
KAKINADA – 533 003, Andhra Pradesh, India
DEPARTMENT OF ELECTRICAL AND ELECTRONICS ENGINEERING

COURSE STRUCTURE-R19

UNIT-IV:

File system Interface

The concept of a file, Access Methods, Directory structure, File system mounting, file sharing, protection.

File System implementation- File system structure, allocation methods, free-space management

Mass-storage structure overview of Mass-storage structure, Disk scheduling, Device drivers,

UNIT V:

Linux System

Components of LINUX, Interprocess Communication, Synchronisation, Interrupt, Exception and System Call.

Android Software Platform

Android Architecture, Operating System Services, Android Runtime Application Development, Application Structure, Application Process management

Learning Outcomes:

After the completion of the course the student should be able to:

- design various Scheduling algorithms.
- apply the principles of concurrency.
- design deadlock, prevention and avoidance algorithms.
- compare and contrast various memory management schemes.
- design and Implement a prototype file systems.
- perform administrative tasks on Linux Servers
- introduction to Android Operating System Internals

Text Books:

1. Operating System Concepts, Abraham Silberschatz, Peter Baer Galvin and Greg Gagne 9th Edition, John Wiley and Sons Inc., 2012.
2. Operating Systems – Internals and Design Principles, William Stallings, 7th Edition, Prentice Hall, 2011.
3. Operating Systems-S Halder, Alex A Aravind Pearson Education Second Edition 2016 .

References Books:

1. Modern Operating Systems, Andrew S. Tanenbaum, Second Edition, Addison Wesley, 2001.
2. Operating Systems: A Design-Oriented Approach, Charles Crowley, Tata Mc Graw Hill Education”, 1996.
3. Operating Systems: A Concept-Based Approach, D M Dhamdhare, Second Edition, Tata Mc Graw-Hill Education, 2007.



JAWAHARLAL NEHRU TECHNOLOGICAL UNIVERSITY: KAKINADA
KAKINADA – 533 003, Andhra Pradesh, India
DEPARTMENT OF ELECTRICAL AND ELECTRONICS ENGINEERING

COURSE STRUCTURE-R19

IV Year – II SEMESTER	L	T	P	C
	3	0	0	3
NEURAL NETWORKS AND FUZZY LOGIC (Elective-III)				

Preamble:

This course introduces the basics of Neural Networks and essentials of Artificial Neural Networks with Single Layer and Multilayer Feed Forward Networks. Also deals with Associate Memories and introduces Fuzzy sets and Fuzzy Logic system components. The Neural Network and Fuzzy Network system application to Electrical Engineering is also presented. This subject is very important and useful for doing Project Work.

Learning Objectives:

- To understand artificial neuron models & learning methods of ANN.
- To utilize different algorithms of ANN.
- To distinguish between classical and fuzzy sets.
- To understand different modules of fuzzy controller.
- To understand applications of neural networks and fuzzy logic.

Unit – I:

Introduction

Artificial Neural Networks (ANN) – Humans and computers – Biological neural networks – ANN Terminology – Models of Artificial neuron – activation functions – typical architectures – biases and thresholds – learning strategy (supervised, unsupervised and reinforced) – Neural networks learning rules. Single layer feed forward neural networks: concept of pattern and its types, perceptron training and classification using Discrete and Continuous perceptron algorithms – linear separability- XOR function.

Unit- II:

ANN Paradigms

Multi-layer feed forward networks – Generalized delta rule – Back Propagation algorithm – Radial Basis Function (RBF) network. Kohonen's self organizing feature maps (KSOFM), Learning Vector Quantization (LVQ) – Functional Link Networks (FLN) – Bidirectional Associative Memory (BAM) – Hopfield Neural Network.

Unit–III:

Classical and Fuzzy Sets

Introduction to classical sets- properties, Operations and relations; Fuzzy sets, Membership, Operations, Properties, Fuzzy relations, Cardinalities, Membership functions.



JAWAHARLAL NEHRU TECHNOLOGICAL UNIVERSITY: KAKINADA
KAKINADA – 533 003, Andhra Pradesh, India
DEPARTMENT OF ELECTRICAL AND ELECTRONICS ENGINEERING

COURSE STRUCTURE-R19

UNIT IV:

Fuzzy Logic Modules

Fuzzification, Membership value assignment, development of rule base and decision making system, Defuzzification to crisp sets, Defuzzification methods.

UNIT V:

Applications

Neural network applications: Load flow studies, load forecasting, reactive power control.

Fuzzy logic applications: Economic load dispatch, speed control of DC motors, single area and two area load frequency control.

Learning Outcomes:

After the completion of the course the student should be able to:

- know different models of artificial neuron & Use learning methods of ANN.
- use different paradigms of ANN.
- classify between classical and fuzzy sets.
- use different modules of Fuzzy logic controller.
- apply Neural Networks and fuzzy logic for real-time applications.

Text Books:

1. Introduction to Artificial Neural Systems - Jacek M. Zurada, Jaico Publishing House, 1997.
2. Neural Networks, Fuzzy logic, Genetic algorithms: synthesis and applications by RajasekharanandPai – PHI Publication.

Reference Books:

1. Artificial Neural Network – B.Yegnanarayana, PHI, 2012.
2. Fuzzy logic with Fuzzy Applications – T.J Ross – Mc Graw Hill Inc, 1997.
3. Introduction to Neural Networks using MATLAB 6.0 – S N Sivanandam,SSumathi,S N Deepa TMGH
4. Introduction to Fuzzy Logic using MATLAB – S N Sivanandam,SSumathi,S N Deepa Springer, 2007.



JAWAHARLAL NEHRU TECHNOLOGICAL UNIVERSITY: KAKINADA
KAKINADA – 533 003, Andhra Pradesh, India
DEPARTMENT OF ELECTRICAL AND ELECTRONICS ENGINEERING

COURSE STRUCTURE-R19

IV Year –I SEMESTER		L	T	P	C
	HIGH VOLTAGE ENGINEERING (ELECTIVE-III)	3	0	0	3

Preamble:

With the growth of power, HV power transmission has become an important subject. The performance of generating equipment requires knowledge of different phenomena occurring at higher voltage. Thus evaluations of various insulating materials are required for protection of HV equipments. Keeping this in view the course is designed to understand various phenomena related to breakdown study and withstand characteristics of insulating materials. The course also describes the generation and measurement of DC, AC and Impulse voltages as well various testing techniques.

Learning Objectives:

- To understand HV breakdown phenomena in gases, liquids and solids dielectrics.
- To acquaint with the generating principle of operation and design of HVDC, AC and Impulse voltages and currents.
- To understand various techniques for AC, DC and Impulse measurement of high voltages and currents.
- To understand the insulating characteristics of dielectric materials.
- To understand the various testing techniques of HV equipments.

UNIT-I:

Break down phenomenon in gaseous, liquid and solid insulation

Gases as insulating media – Collision process – Ionization process – Townsend’s criteria of breakdown in gases – Paschen’s law – Liquid as Insulator – Pure and commercial liquids – Breakdown in pure and commercial liquid – Intrinsic breakdown – Electromechanical breakdown – Thermal breakdown – Breakdown of solid dielectrics, composite dielectrics used in practice.

UNIT-II:

Generation of High voltages and High currents

Generation of high DC voltages – Generation of high alternating voltages – Generation of impulse voltages and currents – Tripping and control of impulse generators.

UNIT-III:

Measurement of high voltages and High currents

Measurement of high AC, DC and Impulse voltages – Voltages and measurement of high currents – Direct, alternating and Impulse.



JAWAHARLAL NEHRU TECHNOLOGICAL UNIVERSITY: KAKINADA
KAKINADA – 533 003, Andhra Pradesh, India
DEPARTMENT OF ELECTRICAL AND ELECTRONICS ENGINEERING

COURSE STRUCTURE-R19

UNIT-IV:

Non-destructive testing of material and electrical apparatus

Measurement of DC resistivity – Measurement of dielectric constant and loss factor – Partial discharge measurements.

UNIT-V:

High voltage testing of electrical apparatus

Testing of insulators and bushings – Testing of isolators and circuit breakers – Testing of cables – Testing of transformers – Testing of surge arresters – Radio interference measurements.

Learning Outcomes:

After the completion of the course the student should be able to:

- understand theory of breakdown and withstand phenomenon for all types of dielectric materials.
- acquaint with the techniques of generation of AC,DC and Impulse voltages.
- apply knowledge for measurement of high AC,DC, Impulse voltages and currents.
- be in a position to measure dielectric property of materials used in HV equipment.
- know the testing techniques of various equipments used in HV engineering.

Text Books:

1. High Voltage Engineering: Fundamentals by E.Kuffel, W.S.Zaengl, J.Kuffel by Elsevier, 2nd Edition.
2. High Voltage Engineering and Technology by Ryan, IET Publishers.

Reference Books:

1. High Voltage Engineering by M.S.Naidu and V. Kamaraju – TMH Publications, 3rd Edition
2. High Voltage Engineering by C.L.Wadhwa, New Age International (P) Limited, 1997.
3. High Voltage Insulation Engineering by RavindraArora, Wolfgang Mosch, New Age International (P)Limited, 1995.



JAWAHARLAL NEHRU TECHNOLOGICAL UNIVERSITY: KAKINADA
KAKINADA – 533 003, Andhra Pradesh, India
DEPARTMENT OF ELECTRICAL AND ELECTRONICS ENGINEERING

COURSE STRUCTURE-R19

IV Year –I SEMESTER		L	T	P	C
		3	0	0	3
ENERGY AUDITING AND DEMAND SIDE MANAGEMENT (ELECTIVE-III)					

Preamble:

This course is developed to cater the current needs of the industry. This course covers topics in energy conservation. It also covers energy efficient lighting system. The student will learn power factor improvement techniques, energy efficiency in HVAC systems. In addition The economic aspects such as payback period calculations, life cycle costing analysis is covered in this course.

Learning Objectives:

- To understand energy efficiency, scope, conservation and technologies.
- To design energy efficient lighting systems.
- To estimate/calculate power factor of systems and propose suitable compensation techniques.
- To understand energy conservation in HVAC systems.
- To calculate life cycle costing analysis and return on investment on energy efficient technologies.

Unit–I:

Energy sources

Energy consumption – world energy reserves – prices – alternative sources – power – energy policies – choice of fuels.

Energy Auditing

Energy conservation schemes: Short term - Medium term - Long term energy conservation schemes – Industrial energy use - Energy index – Cost index .

Representation of energy consumption: Pie charts - Sankey diagrams – Load Profile.

Energy auditing: General Auditing, Detailed Energy Audit.

Unit–II:

Heat Transfer Theory

Heat – Heat content – Rate of heat transfer – Heat transfer coefficient - Conduction – Convection and radiation. Thermal insulation & its importance - space heating – HVAC system – Heating of Buildings – District heating – Factors & affecting the choice of district heating.



JAWAHARLAL NEHRU TECHNOLOGICAL UNIVERSITY: KAKINADA
KAKINADA – 533 003, Andhra Pradesh, India
DEPARTMENT OF ELECTRICAL AND ELECTRONICS ENGINEERING

COURSE STRUCTURE-R19

Unit–III:

Energy Efficient Instruments

Digital Energy Meter – Data loggers – Thermo couples – Pyranometer – Lux meters – Tong testers – Power analyzers – Power factor – effects with non-linear loads – effect of harmonics on power factor – Power Factor Improvement – Capacitor rating - Effects of power factor improvements - Electric lighting – Types of lighting – Luminaries – Energy efficient lighting.

Unit–IV

Economic Aspects and Financial Analysis

Understanding energy cost: Depreciation methods – time value of money – rate of return – present worth method. Basic payback calculations –depreciation – net present value calculations. Taxes and tax credit – numerical problems.

Unit–V

Demand Side Management

Introduction to DSM - concept of DSM - benefits of DSM - different techniques of DSM – time of day pricing - multi-utility power exchange model - time of day models for planning. Load management - load priority technique - peak clipping - peak shifting - valley filling - strategic conservation - energy efficient equipment. Management and organization of energy conservation awareness programs.

Learning Outcomes:

After the completion of the course the student should be able to:

- explain energy efficiency, conservation and various technologies.
- design energy efficient lighting systems.
- calculate power factor of systems and propose suitable compensation techniques.
- explain energy conservation in HVAC systems.
- calculate life cycle costing analysis and return on investment on energy efficient technologies.

Text Books:

1. Energy management by W.R. Murphy & G. McKay Butter worth, Elsevier publications. 2012
2. Hand Book of Energy Audit by Sonal Desai- Tata McGraw hill

Reference Books:

1. Electric Energy Utilization and Conservation by S C Tripathy, Tata McGraw hill publishing company Ltd. New Delhi.



JAWAHARLAL NEHRU TECHNOLOGICAL UNIVERSITY: KAKINADA
KAKINADA – 533 003, Andhra Pradesh, India
DEPARTMENT OF ELECTRICAL AND ELECTRONICS ENGINEERING

COURSE STRUCTURE-R19

2. Energy management by Paul o' Callaghan, Mc–Graw Hill Book company–1st edition, 1998.
3. Energy management hand book by W.C.Turner, John wiley and sons.
4. Energy management and conservation –k v Sharma and pvenkatasshaiah-I K International Publishing House pvt.ltd,2011.
5. Industrial Energy Management Systems by Arry C. White, Philip S. Schmidt, David R. Brown, Hemisphere Publishing Corporation, New York, 1994.
6. Fundamentals of Energy Engineering by Albert Thumann, Prentice Hall Inc, Englewood Cliffs, New Jersey, 1984.
7. Economic Analysis of Demand Side Programs and Projects - California Standard Practise Manual, June 2002 – Free download available online
8. Energy management and conservation –k v Sharma and pvenkatasshaiah-I K International Publishing House pvt.ltd,2011.
9. Industrial Energy Management Systems by Arry C. White, Philip S. Schmidt, David R. Brown, Hemisphere Publishing Corporation, New York, 1994.
10. Fundamentals of Energy Engineering by Albert Thumann, Prentice Hall Inc, Englewood Cliffs, New Jersey, 1984.
11. Economic Analysis of Demand Side Programs and Projects - California Standard Practice Manual, June 2002 – Free download available online



JAWAHARLAL NEHRU TECHNOLOGICAL UNIVERSITY: KAKINADA
KAKINADA – 533 003, Andhra Pradesh, India
DEPARTMENT OF ELECTRICAL AND ELECTRONICS ENGINEERING

COURSE STRUCTURE-R19

IV Year –I SEMESTER		L	T	P	C
		3	0	0	3
DATA ANALYTICS WITH PYTHON					

Course Objectives:

The objective of the course is to

- Provide with the knowledge and expertise to become a proficient data scientist
- Demonstrate an understanding of statistics and machine learning concepts that are vital for data science
- Learn to statistically analyze a dataset
- Critically evaluate data visualizations based on their design and use for communicating stories from data

Course Outcomes:

At the end of the course, student will be able to

- Describe what Data Analysis is and the skill sets needed to be a data scientist
- Explain in basic terms what Statistical Inference means.
- Identify probability distributions commonly used as foundations for statistical modelling, Fit a model to data
- Use Python to carry out basic statistical modeling and analysis
- Apply basic tools (plots, graphs, summary statistics) to carry out Data Analysis

UNIT I

Statistical Thinking in the Age of Big Data. Exploratory Data Analysis, The Data Science Process

Machine Learning Algorithms, Linear Regression, k-Nearest Neighbors (k-NN), k-means, Logistic Regression

UNIT II

Python Language Basics, IPython, and Jupyter Notebooks: The Python Interpreter, IPython Basics, Python Language Basics, Built-in Data Structures, Functions, and Files, NumPy Basics: Arrays and Vectorized Computation, Introduction to pandas Data Structures, Essential Functionality, Summarizing and Computing Descriptive Statistics

UNIT III

Data Loading, Storage, and File Formats: Reading and Writing Data in Text Format

Binary Data Formats, Interacting with Web APIs, Interacting with Databases

Data Cleaning and Preparation: Handling Missing Data, Data Transformation, String Manipulation



JAWAHARLAL NEHRU TECHNOLOGICAL UNIVERSITY: KAKINADA
KAKINADA – 533 003, Andhra Pradesh, India
DEPARTMENT OF ELECTRICAL AND ELECTRONICS ENGINEERING

COURSE STRUCTURE-R19

UNIT IV

Data Wrangling: Join, Combine, and Reshape

Hierarchical Indexing, Combining and Merging Datasets, Reshaping and Pivoting

Plotting and Visualization: A Brief matplotlib API Primer, Plotting with pandas and seaborn

Other Python Visualization Tools

UNIT V

Data Aggregation and Group Operations: GroupBy Mechanics

Data Aggregation, Apply: General split-apply-combine, Pivot Tables and Cross-Tabulation

Time Series: Date and Time Data Types and Tools, Time Series Basics, Date Ranges, Frequencies, and Shifting, Time Zone Handling, Periods and Period Arithmetic, Resampling and Frequency Conversion, Moving Window Functions.

Text Books:

- 1) Doing Data Science: Straight Talk From The Frontline, 1st Edition, Cathy O’Neil and Rachel Schutt, O’Reilly, 2013.
- 2) McKinney, W. (2012). Python for data analysis: Data wrangling with Pandas, NumPy, and IPython. " O'Reilly Media, Inc."

Reference Books:

- 1) Anderson Sweeney Williams (2011). Statistics for Business and Economics. “Cengage Learning”.
- 2) Douglas C. Montgomery, George C. Runger (2002). Applied Statistics & Probability for Engineering. “John Wiley & Sons, Inc”
- 3) Jiawei Han and Micheline Kamber (2006). “Data Mining: Concepts and Techniques.”
- 4) “Algorithms for Data Science”, 1st Edition, **Steele**, Brian, **Chandler**, John, **Reddy**, Swarna, springers Publications, 2016.

e-Resources:

- 1) <https://nptel.ac.in/courses/106/107/106107220/>



JAWAHARLAL NEHRU TECHNOLOGICAL UNIVERSITY: KAKINADA
KAKINADA – 533 003, Andhra Pradesh, India
DEPARTMENT OF ELECTRICAL AND ELECTRONICS ENGINEERING

COURSE STRUCTURE-R19

IV Year –I SEMESTER		L	T	P	C
		3	0	0	3
SWAYAM COURSE(ELECTIVE-III)					



JAWAHARLAL NEHRU TECHNOLOGICAL UNIVERSITY: KAKINADA
KAKINADA – 533 003, Andhra Pradesh, India
DEPARTMENT OF ELECTRICAL AND ELECTRONICS ENGINEERING

COURSE STRUCTURE-R19

IV Year –I SEMESTER		L	T	P	C
		0	0	2	1

LINEAR & DIGITAL IC APPLICATIONS LAB

Learning Objective:

- To study the characteristics of Integrated circuits – IC 741, 555, 565.
- To develop the application circuits using IC's.
- To model the digital circuits for different applications.

List of experiments:

1. Determination of parameters like input & output offset voltages and currents, Slew rate, CMRR of op amp 741.
2. Inverting & Non Inverting Amplifiers.
3. Adders & Subtractors.
4. Integrator & Differentiator.
5. Active filter circuits: LPF & HPF (First Order)
6. IC 555 – Monostable & Astable Multivibrators Circuits
7. IC 556, 565-VCO & PLL applications.
8. Multiplexers & De-multiplexers.
9. MOD counter design using D & JK Flipflop.
10. Universal Shift Register.
11. 3-8 Decoder using 74138.
12. Schmitt Trigger circuit using IC 741.
13. ADC using IC 0809 & DAC using IC 741 circuits.

Learning Outcomes:

After the completion of the course the student should be able to:

- understand the characteristics of ICs-741, 555, 565, 566.
- apply the concepts of IC 741 for different applications.
- analyse the data connection circuits.
- develop the digital circuits.
- model the counters & Registers using IC's.



JAWAHARLAL NEHRU TECHNOLOGICAL UNIVERSITY: KAKINADA
KAKINADA – 533 003, Andhra Pradesh, India
DEPARTMENT OF ELECTRICAL AND ELECTRONICS ENGINEERING

COURSE STRUCTURE-R19

IV Year – I SEMESTER		L	T	P	C
		0	0	2	1
POWER SYSTEMS & SIMULATION LAB					

Learning Objectives:

To impart the practical knowledge of functioning of various power system components and determination of various parameters and simulation of load flows, transient stability, LFC and Economic dispatch.

Any 10 of the Following experiments are to be conducted:

1. Sequence impedances of 3 phase Transformer.
2. Sequence impedances of 3 phase Alternator by Fault Analysis.
3. Sequence impedances of 3 phase Alternator by Direct method.
4. ABCD parameters of Transmission line.
5. Load flow studies using Gauss-seidel method
6. Load flow studies using N-R method..
7. Load frequency control of two area with &without control
8. Economic load dispatch with & without losses
9. Transient analysis of single machine connected to infinite bus(SMIB).
10. Modeling of transformer and simulation of lossy transmission line.
11. Analysis of three phase circuit representing the generator transmission line and load. Plot three phase currents & neutral current.
12. Simulation of transient response of RLC circuits
 - a) Response to pulse input
 - b) Response to step input
 - c) Response to sinusoidal input
13. Simulation of single–phase full converter using RLE loads and single phase AC voltage controller using RL loads
14. Plotting of Bode plots, root locus and nyquist plots for the transfer functions of systems up to 5th order

Learning Outcomes:

After the completion of the course the student should be able to:

- determine the parameters of various power system components which are frequently occur in power system studies and he can execute energy management systems functions at load dispatch center.



JAWAHARLAL NEHRU TECHNOLOGICAL UNIVERSITY: KAKINADA
KAKINADA – 533 003, Andhra Pradesh, India
DEPARTMENT OF ELECTRICAL AND ELECTRONICS ENGINEERING

COURSE STRUCTURE-R19

IV Year –I SEMESTER		L	T	P	C
		0	0	2	1
INDUSTRIAL TRAINING /SKILL DEVELOPMENT PROGRAMS/ RESEARCH PROJECT					



JAWAHARLAL NEHRU TECHNOLOGICAL UNIVERSITY: KAKINADA
KAKINADA – 533 003, Andhra Pradesh, India
DEPARTMENT OF ELECTRICAL AND ELECTRONICS ENGINEERING

COURSE STRUCTURE-R19

IV Year –II SEMESTER		L	T	P	C
		3	0	0	3
POWER SYSTEM OPERATION AND CONTROL					

Preamble:

This subject deals with Economic operation of Power Systems, Hydrothermal scheduling and modeling of turbines, generators and automatic controllers. It emphasizes on single area and two area load frequency control and reactive power control.

Learning Objectives:

- To understand optimal dispatch of generation with and without losses.
- To study the optimal scheduling of hydro thermal systems.
- To study the optimal unit commitment problem.
- To study the load frequency control for single area system with and without controllers
- .To study the load frequency control for two area system with and without controllers
- To understand the reactive power control and compensation of transmission lines.

UNIT-I:

Economic Operation of Power Systems

Optimal operation of Generators in Thermal power stations, – Heat rate curve – Cost Curve – Incremental fuel and Production costs – Input–output characteristics – Optimum generation allocation with line losses neglected – Optimum generation allocation including the effect of transmission line losses – Loss Coefficients – General transmission line loss formula.

UNIT-II:

Hydrothermal Scheduling & Unit Commitment

Optimal scheduling of Hydrothermal System: Mathematical Formulation – Solution Technique. Optimal unit commitment problem – Need for unit commitment – Constraints in unit commitment – Cost function formulation – Solution methods – Priority ordering – Dynamic programming.

UNIT-III:

Load Frequency Control-I

Modeling of steam turbine – Generator – Mathematical modeling of speed governing system – Transfer function – Necessity of keeping frequency constant – Definitions of Control area – Single area control system – Block diagram representation of an isolated power system – Steady state analysis – Dynamic response – Uncontrolled case. Proportional plus Integral control of single area and its block diagram representation – Steady state response.



JAWAHARLAL NEHRU TECHNOLOGICAL UNIVERSITY: KAKINADA
KAKINADA – 533 003, Andhra Pradesh, India
DEPARTMENT OF ELECTRICAL AND ELECTRONICS ENGINEERING

COURSE STRUCTURE-R19

UNIT-IV:

Load Frequency Control-II

Block diagram development of Load Frequency Control of two area system uncontrolled case and controlled case. Tie-line bias control. Load Frequency Control and Economic dispatch control.

UNIT-V:

Compensation in Power Systems

Overview of Reactive Power control – Reactive Power compensation in transmission systems – Advantages and disadvantages of different types of compensating equipment for transmission systems – Load compensation – Specifications of load compensator – compensated transmission lines – Introduction of FACTS devices – Types of FACTS devices - Need of FACTS controllers.

Learning Outcomes:

After the completion of the course the student should be able to:

- compute optimal scheduling of Generators.
- understand hydrothermal scheduling.
- understand the unit commitment problem.
- understand importance of the frequency.
- understand importance of PID controllers in single area and two area systems.
- understand reactive power control and compensation for transmission line.

Text Books:

1. Power Generation, Operation and Control by Allen J Wood, Bruce F WollenBerg 3rd Edition, Wiley Publication 2014.
2. Electric Energy systems Theory – by O.I.Elgerd, Tata McGraw–hill Publishing Company Ltd., Second edition.
2. Modern Power System Analysis – by I.J.Nagrath&D.P.Kothari Tata McGraw Hill Publishing Company Ltd, 2nd edition.

Reference Books:

1. Power System Analysis and Design by J.Duncan Glover and M.S.Sarma., Thompson, 3rdEdition.
3. Power System Analysis by Grainger and Stevenson, Tata McGraw Hill.
4. Power System Analysis by HadiSaadat – TMH Edition.
5. Power System stability & control, PrabhaKundur, TMH



JAWAHARLAL NEHRU TECHNOLOGICAL UNIVERSITY: KAKINADA
KAKINADA – 533 003, Andhra Pradesh, India
DEPARTMENT OF ELECTRICAL AND ELECTRONICS ENGINEERING

COURSE STRUCTURE-R19

IV Year – II SEMESTER	L	T	P	C
	3	0	0	3
MEASUREMENTS AND INSTRUMENTATION (OPEN ELECTIVE-II)				

Preamble:

This course introduces the principle of operation of basic analog and digital measuring instruments for measurement of current, voltage, power, energy etc. Measurement of resistance, inductance and capacitance by using bridge circuits will be discussed in detail. It is expected that student will be thorough with various measuring techniques that are required for an electrical engineer.

Learning Objectives:

- To study the principle of operation and working of different types of instruments for measurement of Electrical Quantities.
- To study the working principle of operation of different types of instruments for measurement of power and power factor.
- To understand the principle of operation and working of various types of bridges for measurement of parameters –resistance, inductance, capacitance and frequency.
- To understand the principle of operation and working of transducers.
- To study the principle of operation and working of DVMS, Power analyser and applications of CRO.

UNIT-I:

Analog Ammeter and Voltmeters

Classification – deflecting, control and damping torques,– PMMC, Moving Iron type and Electrostatic instruments, Construction, Torque equation, advantages and disadvantages. Instrument transformers: Current Transformer and Potential Transformer-construction, theory, (Without derivation of ratio and phase angle error) - Numerical Problems.

UNIT –II:

Analog Wattmeters and Power Factor Meters

Electrodynamometer type wattmeter (LPF and UPF), Power factor meters: Dynamometer and M.I type (Single phase), construction, theory, torque equation, advantages and disadvantages - Numerical Problems.

UNIT – III:

Measurements of Electrical parameters

DC Bridges: Method of measuring low, medium and high resistance – Kelvin’s double bridge for measurement low resistance, Wheatstone bridge for measurement of medium resistance - Loss of charge method for measurement of high resistance, Megger – measurement of earth resistance - Numerical Problems.



JAWAHARLAL NEHRU TECHNOLOGICAL UNIVERSITY: KAKINADA
KAKINADA – 533 003, Andhra Pradesh, India
DEPARTMENT OF ELECTRICAL AND ELECTRONICS ENGINEERING

COURSE STRUCTURE-R19

AC Bridges: Measurement of inductance and quality factor, Maxwell’s bridge, measurement of capacitance and loss angle, Desauty’s bridge, Schering Bridge, Wien’s bridge- Numerical Problems.

UNIT – IV:

Transducers

Classification, Resistive, Inductive and Capacitive Transducer, LVDT, Strain Gauge, Thermistors, Thermocouples, Piezo electric and Photo Diode Transducers, Digital shaft encoders, Hall effect sensors- Numerical Problems.

UNIT – V:

Digital meters

Digital voltmeter – Successive approximation DVM, – Digital frequency meter, Digital multimeter, Digital tachometer, Digital Energy Meter, LCRQ - Meter,

Learning Outcomes:

After the completion of the course the student should be able to:

- choose right type of instrument for measurement of ac and dc Electrical quantities.
- choose right type of instrument for measurement of power and power factor.
- select right type for measurement of R, L,C.
- understand the effectiveness of Transducer.
- understand Digital Meters.

Text Books:

1. Electrical Measurements and measuring Instruments by E.W. Golding and F.C.Widdis, fifth Edition, Wheeler Publishing.
2. Modern Electronic Instrumentation and Measurement Techniques by A.D. Helfrick and W.D. Cooper, PHI, 5th Edition, 2002.

Reference Books:

1. Electrical & Electronic Measurement & Instruments by A.K.Sawhney Dhanpat Rai &Co.Publications.
2. Electrical and Electronic Measurements and instrumentation by R.K.Rajput, S.Chand.
3. Electrical Measurements by Buckingham and Price, Prentice – Hall
4. Electrical Measurements by Forest K. Harris. John Wiley and Sons
5. Electrical Measurements: Fundamentals, Concepts, Applications by Reissland, M.U, New Age International (P) Limited, Publishers.
6. Electrical and Electronic Measurements by G.K.Banerjee, PHI Learning Private Ltd, New Delhi–2012.



JAWAHARLAL NEHRU TECHNOLOGICAL UNIVERSITY: KAKINADA
KAKINADA – 533 003, Andhra Pradesh, India
DEPARTMENT OF ELECTRICAL AND ELECTRONICS ENGINEERING

COURSE STRUCTURE-R19

IV Year – II SEMESTER		L	T	P	C
		3	0	0	3
FUNDAMENTALS OF UTILIZATION OF ELECTRICAL ENERGY (OPEN ELECTIVE -II)					

Preamble:

In the modern society, every engineer is using electrical energy irrespective of their branch of specialization. To provide knowledge about the various electrical energy utilization technologies to non-electrical engineering students this course is developed. In this course, a detailed description about the various sources of electrical energy, illumination requirements and energy conservation, various techniques used for heating & welding applications, and brief description about the electric traction are presented. At the end of the course, an insight in to the importance, techniques, and testing of electrical equipment earthing is also presented.

Learning Objectives:

- To know various sources of electrical energy, methods used for generation of electrical energy.
- To study the various types of Illumination equipment, measurement of Illumination, Illumination techniques.
- To know the various technologies used for heating and welding applications using electrical energy.
- To know the various systems of traction, equipment used for traction.
- To understand the importance of earthing, earthing equipment and earthing measurement of electrical equipment.

Unit-I:

Sources of Electrical Energy

Conventional Sources: Schematic & description of components of thermal power plant - hydro electric power station and nuclear power plants.

Non-conventional sources: schematic and description of components - Solar power generation - Wind power generation – Tidal - Geo-Thermal - Bio energy - Fuel cells technology.



JAWAHARLAL NEHRU TECHNOLOGICAL UNIVERSITY: KAKINADA
KAKINADA – 533 003, Andhra Pradesh, India
DEPARTMENT OF ELECTRICAL AND ELECTRONICS ENGINEERING

COURSE STRUCTURE-R19

Unit-II:

Illumination

Introduction, source of light, term used in illumination - Lux meter - Discharge lamp - MV and SV lamps - types and design of light as flood light - LED light - shed lighting and domestic light - conservation of energy.

Unit-III:

Heating and Welding

Advantages of Electric heating - types of electric heating - Resistance Heating - properties of heating element - direct heating - indirect heating - Induction heating - Factors effecting heat – Characteristics – application - description of direct core - vertical core - indirect core and core less type of Induction heating - Dielectric heating – applications of dielectric heating. Advantages of heating – arc furnace – direct arc furnace – indirect arc furnace.

Welding: Introduction - Resistance welding – Spot welding – Projection welding – Seam welding – Butt welding – Arc welding – Metal arc welding – Helium arc welding – carbon arc welding – Hydrogen arc welding.

Unit IV:

Traction

Introduction – Advantages and disadvantages - systems of traction – classification – speed-time curve for different service – various factors affecting the energy consumption – components of electric locomotive (for collecting and discharging) – description of each component.

Unit -V:

Grounding

Introduction – earth and safety – nature of an electrode system – earth conductor sizes – design of earthing electrodes – earthing system – substation earthing mats – earthing practices – earth testing: methodology - earth tester and use

Learning Outcomes:

After the completion of the course the student should be able to:

- know the various sources of electrical energy and its generation technologies for conventional and non-conventional energy sources.
- know various types of illumination equipment, illumination measurement and illumination techniques.



JAWAHARLAL NEHRU TECHNOLOGICAL UNIVERSITY: KAKINADA
KAKINADA – 533 003, Andhra Pradesh, India
DEPARTMENT OF ELECTRICAL AND ELECTRONICS ENGINEERING

COURSE STRUCTURE-R19

- learn about various methods used for electrical energy based heating and welding applications.
- know about the mechanisms, equipment and technology used in the electric traction.
- understand the importance of electrical earthing, earthing equipment and electrical earthing measurement methods.

Text Books:

1. Electrical Power Systems(Generation, Transmission, Distribution, Protection and Utilization of Electrical Energy) – Dr. S.L.Uppal and Prof. Sunil S.Rao – Khanna Publisher, 15th edition, 1987.
2. Electric Power Distribution – A S Pabla – McGrawHill.

Reference Books:

1. Generation Distribution and Utilization of Electrical Energy – C.L.Wadhwa- New Age International Publishers- revised third edition.



JAWAHARLAL NEHRU TECHNOLOGICAL UNIVERSITY: KAKINADA
KAKINADA – 533 003, Andhra Pradesh, India
DEPARTMENT OF ELECTRICAL AND ELECTRONICS ENGINEERING

COURSE STRUCTURE-R19

IV Year – II SEMESTER		L	T	P	C
	CONCEPTS OF POWER SYSTEM ENGINEERING (OPEN ELECTIVE-II)	3	0	0	3

Preamble:

This course introduces the basic concepts and overall view and basic knowledge regarding the power system engineering. The Course is giving the concepts of power generation, power transmission and distribution. It also covers protection, economics and power factor improvement concepts. This subject is very much useful to gain knowledge in the power systems.

Learning Objectives:

- To understand the types of power plants.
- To understand the concepts of transmission and distribution
- To gain the knowledge of protection and grounding
- To know the economic aspects of electrical energy.
- To learn the importance of power factor improvement and voltage control.

UNIT-I:

Power Generation Concepts & Types

Generation and sources of Energy – Generating stations: Schematic arrangements of Steam Power Plant – Hydro Power Plant - Nuclear Power Plant – Gas Power Plants working principle and Schematic diagram approach only– Comparison between Power Plants.

UNIT-II:

Transmission and Distribution Concepts

Types of Conductors Materials - Constants of Transmission Line – Classification of Overhead Transmission Lines – Performance of Single Phase Short Transmission Lines – Simple Problems – Basic concept of Sub Station.

Distribution Systems – Connection Schemes of Distribution Systems – Structure of Cables – Differences between Overhead & Underground systems.

UNIT – III:

Protection and Grounding

List of Faults – Basic concepts of fuse - Circuit Breakers – Relays – SF₆ Circuit Breakers – Vacuum Circuit Breakers – Operation of Lightning Arrester – Grounding and its advantages - Methods of Neutral Grounding: Resistance, Reactance and Resonant Grounding – Numerical Problems.



JAWAHARLAL NEHRU TECHNOLOGICAL UNIVERSITY: KAKINADA
KAKINADA – 533 003, Andhra Pradesh, India
DEPARTMENT OF ELECTRICAL AND ELECTRONICS ENGINEERING

COURSE STRUCTURE-R19

IV Year – II SEMESTER		L	T	P	C
		3	0	0	3
BASICS OF CONTROL SYSTEMS (OPEN ELECTIVE-II)					

Preamble :

This course introduces the basic principles of control systems for analyzing LTI systems and investigate their stability.

Learning Objectives:

- To learn the mathematical modeling of physical systems and to use block diagram algebra and signal flow graph to determine overall transfer function
- To analyze the time response of first and second order systems and improvement of performance by proportional plus derivative and proportional plus integral controllers
- To investigate the stability of closed loop systems using Routh-Hurwitz criterion and analysis by root locus method.
- To present the Frequency Response approaches for the analysis of linear time invariant (LTI) systems using Bode plots.
- Ability to formulate state models and analyze the systems. To learn the concepts of Controllability and Observability.

UNIT – I:

Mathematical modeling of control systems

Classification of control systems, open loop and closed loop control systems and their differences, transfer function of linear system, differential equations of electrical networks, translational and rotational mechanical systems, transfer function of DC servo motor – AC servo motor – block diagram algebra – representation by signal flow graph – reduction using Mason's gain formula, Feedback characteristics.

UNIT-II:

Time response analysis

Standard test signals – time response of first and second order systems – time domain specifications, steady state errors and error constants, P, PI, PID Controllers.

UNIT-III:

Stability and rootlocus technique

The concept of stability – Routh-Hurwitz – limitations of Routh-Hurwitz criterion, Root locus concept – construction of root loci (simple problems).



JAWAHARLAL NEHRU TECHNOLOGICAL UNIVERSITY: KAKINADA
KAKINADA – 533 003, Andhra Pradesh, India
DEPARTMENT OF ELECTRICAL AND ELECTRONICS ENGINEERING

COURSE STRUCTURE-R19

UNIT-IV:

Frequency response analysis

Introduction to frequency domain specifications – Polar Plot - Bode diagrams – transfer function from the Bode diagram – phase margin and gain margin – stability analysis from Bode plots.

UNIT-IV:

State space analysis of LTI systems

Concepts of state, state variables and state model, state space representation of transfer function, diagonalization, solving the time invariant state equations, State Transition Matrix and its Properties, concepts of controllability and observability.

Learning Outcome:

After the completion of the course the student should be able to:

- derive the transfer function of physical systems and determination of overall transfer function using block diagram algebra and signal flow graphs.
- determine time response specifications of second order systems and to determine error constants.
- analyze absolute and relative stability of LTI systems using Routh's stability criterion and the root locus method.
- analyze the stability of LTI systems using frequency response methods.
- represent physical systems as state models and determine the response. Understanding the concepts of controllability and observability.

Text Books:

1. Modern Control Engineering by Kotsuhiko Ogata, Prentice Hall of India.
2. Automatic control systems by Benjamin C.Kuo, Prentice Hall of India, 2nd Edition.

Reference Books:

5. Control Systems principles and design by M.Gopal, Tata Mc Graw Hill education Pvt Ltd., 4th Edition.
6. Control Systems by Manik Dhanesh N, Cengage publications.
3. Control Systems Engineering by I.J.Nagarath and M.Gopal, Newage International Publications, 5th Edition.
4. Control Systems Engineering by S.Palani, Tata Mc Graw Hill Publications.



JAWAHARLAL NEHRU TECHNOLOGICAL UNIVERSITY: KAKINADA
KAKINADA – 533 003, Andhra Pradesh, India
DEPARTMENT OF ELECTRICAL AND ELECTRONICS ENGINEERING

COURSE STRUCTURE-R19

IV Year – II SEMESTER		L	T	P	C
	ENERGY AUDIT (OPEN ELECTIVE-II)	3	0	0	3

Preamble:

This is an open elective course developed to cater the current needs of the industry. This course covers topics in energy conservation. It also covers energy efficient lighting system. The student will learn power factor improvement techniques, energy efficiency in HVAC systems. In addition the economic aspects such as payback period calculations, life cycle costing analysis is covered in this course.

Learning Objectives:

- To understand energy efficiency, scope, conservation and technologies.
- To design energy efficient lighting systems.
- To estimate/calculate power factor of systems and propose suitable compensation techniques.
- To understand energy conservation in HVAC systems.
- To calculate life cycle costing analysis and return on investment on energy efficient technologies.

Unit–I:

Energy sources

Energy consumption – world energy reserves – prices – alternative sources – power – energy policies – choice of fuels.

Energy Auditing

Energy conservation schemes: Short term - Medium term - Long term energy conservation schemes – Industrial energy use - Energy index – Cost index .

Representation of energy consumption: Pie charts - Sankey diagrams – Load Profile.

Energy auditing: General Auditing, Detailed Energy Audit.



JAWAHARLAL NEHRU TECHNOLOGICAL UNIVERSITY: KAKINADA
KAKINADA – 533 003, Andhra Pradesh, India
DEPARTMENT OF ELECTRICAL AND ELECTRONICS ENGINEERING

COURSE STRUCTURE-R19

Unit–II:

Heat Transfer Theory

Heat – Heat content – Rate of heat transfer – Heat transfer coefficient - Conduction – Convection and radiation. Thermal insulation & its importance - space heating – HVAC system – Heating of Buildings – District heating – Factors & affecting the choice of district heating.

Unit–III:

Energy Efficient Instruments

Digital Energy Meter – Data loggers – Thermo couples – Pyranometer – Lux meters – Tong testers – Power analyzers – Power factor – effects with non-linear loads – effect of harmonics on power factor – Power Factor Improvement – Capacitor rating - Effects of power factor improvements - Electric lighting – Types of lighting – Luminaries – Energy efficient lighting.

Unit–IV

Economic Aspects

Costing Techniques – cost factors – break-even charts – sources of capital and hire charges - capital recovery – depreciation – budgeting and standard costing – charging energy – cash flow diagrams and activity charts.

Unit–V

Financial Analysis

Financial appraisal and profitability : investment decision- methods of investment appraisal- discounted cash flow – summary of investment appraisal techniques – Cost optimization – optimization with one variable – optimization with more than one variable.

Learning Outcomes:

After the completion of the course the student should be able to:

- explain energy efficiency, conservation and various technologies.
- design energy efficient lighting systems.
- calculate power factor of systems and propose suitable compensation techniques.
- explain energy conservation in HVAC systems.
- calculate life cycle costing analysis and return on investment on energy efficient technologies.

Text Books:

1. Energy management by W.R. Murphy & G. Mckay Butter worth, Elsevier publications. 2012
2. Hand Book of Energy Audit by Sonal Desai- Tata McGraw hill



JAWAHARLAL NEHRU TECHNOLOGICAL UNIVERSITY: KAKINADA
KAKINADA – 533 003, Andhra Pradesh, India
DEPARTMENT OF ELECTRICAL AND ELECTRONICS ENGINEERING

COURSE STRUCTURE-R19

Reference Books:

1. Electric Energy Utilization and Conservation by S C Tripathy, Tata McGraw hill publishing company Ltd. New Delhi.
2. Energy management by Paul o' Callaghan, Mc–Graw Hill Book company–1st edition, 1998.
3. Energy management hand book by W.C.Turner, John wiley and sons.
4. Energy management and conservation –k v Sharma and pvenkateshaiah-I K International Publishing House pvt.ltd,2011.
5. Industrial Energy Management Systems by Arry C. White, Philip S. Schmidt, David R. Brown, Hemisphere Publishing Corporation, New York, 1994.
6. Fundamentals of Energy Engineering by Albert Thumann, Prentice Hall Inc, Englewood Cliffs, New Jersey, 1984.
7. Economic Analysis of Demand Side Programs and Projects - California Standard Practise Manual, June 2002 – Free download available online



JAWAHARLAL NEHRU TECHNOLOGICAL UNIVERSITY: KAKINADA
KAKINADA – 533 003, Andhra Pradesh, India
DEPARTMENT OF ELECTRICAL AND ELECTRONICS ENGINEERING

COURSE STRUCTURE-R19

IV Year –II SEMESTER		L	T	P	C
		3	0	0	3
ELECTRICAL DISTRIBUTION SYSTEMS (ELECTIVE-IV)					

Preamble:

This subject deals with the general concept of distribution system, substations and feeders as well as discusses distribution system analysis, protection and coordination, voltage control and power factor improvement.

Learning Objectives

- To study different factors of Distribution system.
- To study and design the substations and distribution systems.
- To study the concepts of voltage drop and power loss.
- To study the distribution system protection and its coordination.
- To study the effect of compensation for power factor improvement.
- To study the effect of voltage control on distribution system.

UNIT – I:

General Concepts

Introduction to distribution systems - Distribution system losses – Coincidence factor – Contribution factor loss factor – Numerical Problems – Load Modeling and Characteristics – Relationship between the load factor and loss factor – Classification and characteristics of loads (Residential, commercial, Agricultural and Industrial).

UNIT – II:

Substations

Location of substations: Rating of distribution substation – Service area with ‘n’ primary feeders – Benefits and methods of optimal location of substations..

Distribution Feeders

Design Considerations of distribution feeders: Radial and loop types of primary feeders – Voltage levels – Feeder loading – Basic design practice of the secondary distribution system.

UNIT – III:

System Analysis

Voltage drop and power-loss calculations: Derivation for voltage drop and power loss in lines – Uniformly distributed loads and non-uniformly distributed loads – Numerical problems - Three phase balanced primary lines.



JAWAHARLAL NEHRU TECHNOLOGICAL UNIVERSITY: KAKINADA
KAKINADA – 533 003, Andhra Pradesh, India
DEPARTMENT OF ELECTRICAL AND ELECTRONICS ENGINEERING

COURSE STRUCTURE-R19

UNIT – IV:

Protection, Coordination & Automation

Objectives of distribution system protection – Time current characteristics – Protective devices: Principle of operation of fuses – Circuit reclosures – Line sectionalizers and circuit breakers, Modulated case circuit breakers, Earth leakage circuit breakers – Protection schemes of parallel & Ringmain feeders.

Coordination of protective devices: General coordination procedure – Various types of coordinated operation of protective devices - Residual Current Circuit Breaker

Automation: Block diagram approach of SCADA.

UNIT – V:

Compensation for Power Factor Improvement

Capacitive compensation for power factor control – Different types of power capacitors – shunt and series capacitors – Effect of shunt capacitors (Fixed and switched) – Power factor correction – Capacitor allocation – Economic justification – Procedure to determine the best capacitor location – Numerical problems.

Voltage Control

Voltage Control: Equipment for voltage control – Effect of series capacitors – Effect of AVB/AVR – Line drop compensation – Numerical problems.

Learning Outcomes:

After the completion of the course the student should be able to:

- understand various factors of distribution system.
- design the substation and feeders.
- determine the voltage drop and power loss
- understand the protection and its coordination.
- understand the effect of compensation for p.f improvement.
- understand the effect of voltage control.

Text Book:

1. “Electric Power Distribution system, Engineering” – by TuranGonen, McGraw–hill Book Company.

Reference Books:

1. Electrical Distribution Systems by Dale R.Patrick and Stephen W.Fardo, CRC press
2. Electric Power Distribution – by A.S. Pabla, Tata McGraw–hill Publishing company, 4th edition, 1997.
3. Electrical Power Distribution Systems by V.Kamaraju, Right Publishers.



JAWAHARLAL NEHRU TECHNOLOGICAL UNIVERSITY: KAKINADA
KAKINADA – 533 003, Andhra Pradesh, India
DEPARTMENT OF ELECTRICAL AND ELECTRONICS ENGINEERING

COURSE STRUCTURE-R19

IV Year –II SEMESTER		L	T	P	C
		3	0	0	3
HVAC & DC TRANSMISSION (ELECTIVE-IV)					

Preamble:

With the increasing power generation in the country and long distance power transmission, it is necessary that power should be transmitted at extra and ultra high voltage. The topics dealt in this subject relate to phenomena associated with transmission line at higher voltages, equipments generating high voltage and power control strategy.

Learning Objectives

- To understand the phenomena associated with transmission line, operating at extra high voltages. The unit gives detail analysis of several phenomena viz. electrostatic field, charges, voltage gradient and conductor configuration.
- The objective is to discuss phenomena of corona, losses, audible noise, radio interference and measurement of these quantities.
- To understand the phenomena of HVDC, HVDC equipment comparison with AC and the latest state of art in HVDC transmission.
- To understand method of conversion of AC to DC, performance of various level of pulse conversion and control characteristics of conversion. It also provides knowledge of effect of source inductance as well as method of power control.
- To understand the requirements of reactive power control and filtering technique in HVDC system.
- To understand the harmonics in AC side of power line in a HVDC system and design of filters for various levels of pulse conversion.

Unit – I:

Introduction of EHV AC transmission

Necessity of EHV AC transmission – Advantages and problems– Power handling capacity and line losses– Mechanical considerations – Resistance of conductors –Electrostatics – Field of sphere gap – Field of line charges and properties – Charge ~ potential relations for multi-conductors – Surface voltage gradient on conductors – Bundle spacing and bundle radius– Examples – Distribution of voltage gradient on sub conductors of bundle – Examples.

Unit – II:

Corona effects

Power loss and audible noise (AN) – Corona loss formulae – Charge voltage diagram – Generation – Characteristics – Limits and measurements of AN – Relation between 1-phase and 3-phase AN levels – Examples – Radio interference (RI) – Corona pulses generation –



JAWAHARLAL NEHRU TECHNOLOGICAL UNIVERSITY: KAKINADA
KAKINADA – 533 003, Andhra Pradesh, India
DEPARTMENT OF ELECTRICAL AND ELECTRONICS ENGINEERING

COURSE STRUCTURE-R19

Properties and limits – Frequency spectrum – Modes of propagation – Excitation function – Measurement of RI, RIV and excitation functions – Examples.

UNIT – III:

Basic Concepts of DC Transmission

Economics & Terminal equipment of HVDC transmission systems: Types of HVDC Links – Apparatus required for HVDC Systems – Comparison of AC & DC transmission – Application of DC Transmission System – Planning & Modern trends in DC transmission.

UNIT – IV:

Analysis of HVDC Converters and System Control

Choice of Converter configuration – Analysis of Graetz – Characteristics of 6 Pulse & 12 Pulse converters – Cases of two 3 phase converters in star – Star mode and their performance – Principle of DC Link Control – Converters Control Characteristics – Firing angle control – Current and extinction angle control – Effect of source inductance on the system – Starting and stopping of DC link – Power Control.

UNIT-V:

Reactive Power Control in HVDC and Filters

Reactive Power Requirements in steady state – Conventional control strategies – Alternate control strategies sources of reactive power – AC Filters – Shunt capacitors – Synchronous condensers.

Generation of Harmonics – Characteristics harmonics – Calculation of AC Harmonics – Non-Characteristics harmonics – Adverse effects of harmonics – Calculation of voltage & current harmonics – Effect of Pulse number on harmonics. Types of AC filters, Design of Single tuned filters – Design of High pass filters.

Learning Outcomes:

After the completion of the course the student should be able to:

- acquaint with HV transmission system with regard to power handling capacity, losses, conductor resistance and electrostatic field associate with HV. Further knowledge is gained in area of bundle conductor system to improve electrical and mechanical performance.
- develop ability for determining corona, radio interference, audible noise generation and frequency spectrum for single and three phase transmission lines.
- acquire knowledge in transmission of HVDC power with regard to terminal equipments, type of HVDC connectivity and planning of HVDC system.
- develop knowledge with regard to choice of pulse conversion, control characteristic, firing angle control and effect of source impedance.
- develop knowledge of reactive power requirements of conventional control, filters and reactive power compensation in AC. side of HVDC system.



JAWAHARLAL NEHRU TECHNOLOGICAL UNIVERSITY: KAKINADA
KAKINADA – 533 003, Andhra Pradesh, India
DEPARTMENT OF ELECTRICAL AND ELECTRONICS ENGINEERING

COURSE STRUCTURE-R19

- calculate voltage and current harmonics, and design of filters for six and twelve pulse conversion.

Text Books:

1. HVDC Power Transmission Systems: Technology and system Interactions – by K.R.Padiyar, New Age International (P) Limited, and Publishers.
2. Direct Current Transmission – by E.W.Kimbark, John Wiley & Sons.
3. EHVAC Transmission Engineering by R. D. Begamudre, New Age International (p) Ltd.

Reference Books:

1. EHVAC and HVDC Transmission Engineering and Practice – S.Rao.
2. Power Transmission by Direct Current – by E.Uhlmann, B.S.Publications
3. HVDC Transmission – J.Arrillaga.



JAWAHARLAL NEHRU TECHNOLOGICAL UNIVERSITY: KAKINADA
KAKINADA – 533 003, Andhra Pradesh, India
DEPARTMENT OF ELECTRICAL AND ELECTRONICS ENGINEERING

COURSE STRUCTURE-R19

IV Year –II SEMESTER		L	T	P	C
		3	0	0	3
FLEXIBLE ALTERNATING CURRENT TRANSMISSION SYSTEMS (ELECTIVE-IV)					

Preamble:

Flexible Alternating Current Transmission System controllers have become a part of modern power system. It is important for the student to understand the principle of operation of series and shunt compensators by using power electronics. As the heart of many power electronic controllers is a voltage source converter (VSC), the student should be acquainted with the operation and control of VSC. Two modern power electronic controllers are also introduced.

Learning Objectives:

- To learn the basics of power flow control in transmission lines using FACTS controllers
- To explain operation and control of voltage source converter.
- To understand compensation methods to improve stability and reduce power oscillations of a power system.
- To learn the method of shunt compensation using static VAR compensators.
- To learn the methods of compensation using series compensators
- To explain operation of Unified Power Flow Controller (UPFC).

Unit–I:

Introduction to FACTS

Power flow in an AC System – Loading capability limits – Dynamic stability considerations – Importance of controllable parameters – Basic types of FACTS controllers – Benefits from FACTS controllers – Requirements and characteristics of high power devices – Voltage and current rating – Losses and speed of switching – Parameter trade-off devices.

Unit–II:

Voltage source and Current source converters

Concept of voltage source converter (VSC) – Single phase full wave bridge converter – Square wave voltage harmonics for a single–phase bridge converter – Three–phase full wave bridge converter – Transformer connections for 12, 24 and 48 pulse operation, concept of Current Source Converter (CSC), Three–phase current source converter – Comparison of current source converter with voltage source converter.



JAWAHARLAL NEHRU TECHNOLOGICAL UNIVERSITY: KAKINADA
KAKINADA – 533 003, Andhra Pradesh, India
DEPARTMENT OF ELECTRICAL AND ELECTRONICS ENGINEERING

COURSE STRUCTURE-R19

Unit–III:

Shunt Compensators

Objectives of shunt compensation – Mid–point voltage regulation for line segmentation – End of line voltage support to prevent voltage instability – Improvement of transient stability – Power oscillation damping – variable Impedance type VAR generator - Thyristor Switched/Controlled Reactor (TSR/TCR) – Thyristor Switched Capacitor(TSC) – Fixed Capacitor–Thyristor Controlled Reactor (FC-TCR), Thyristor Switched Capacitor and Thyristor Controlled Reactor (TSC–TCR), Switching Converter type VAR generator – principle of operation - Comparison of SVC and STATCOM.

Unit IV:

Series Compensators

Static series compensators: Concept of series capacitive compensation – Improvement of transient stability – Power oscillation damping – Functional requirements. GTO thyristor controlled Series Capacitor (GSC) – Thyristor Switched Series Capacitor (TSSC) and Thyristor Controlled Series Capacitor (TCSC) - Switching Converter type Series Compensation.

Unit–V:

Combined Controllers

Voltage and Phase Angle Regulator - TCVR and TCPAR – Switched Converter Based Voltage-Phase Angle Regulator - Schematic and basic operating principles of Unified Power Flow Controller (UPFC), Interline Power Flow Controller (IPFC) - Application on transmission lines.

Learning Outcomes:

After the completion of the course the student should be able to:

- understand power flow control in transmission lines using FACTS controllers.
- explain operation and control of voltage source converter.
- analyze compensation methods to improve stability and reduce power oscillations in the transmission lines.
- explain the method of shunt compensation using static VAR compensators.
- understand the methods of compensations using series compensators.
- explain operation of Unified Power Flow Controller (UPFC).

Text Books:

1. “Understanding FACTS” N.G.Hingorani and L.Guygi, IEEE Press.Indian Edition is available:—Standard Publications, 2001.

Reference Books:

1. “Flexible ac transmission system (FACTS)” Edited by Yong Hue Song and Allan T Johns, Institution of Electrical Engineers, London.
2. Thyristor-based FACTS Controllers for Electrical Transmission Systems, by R.MohanMathur and Rajiv k.Varma, Wiley.



JAWAHARLAL NEHRU TECHNOLOGICAL UNIVERSITY: KAKINADA
KAKINADA – 533 003, Andhra Pradesh, India
DEPARTMENT OF ELECTRICAL AND ELECTRONICS ENGINEERING

COURSE STRUCTURE-R19

IV Year –II SEMESTER		L	T	P	C
	POWER QUALITY (ELECTIVE-IV)	3	0	0	3

Preamble:

Power quality is a major problem for utilities and customers. Customers using sensitive critical loads need quality power for proper operation of the electrical equipment. It is important for the student to learn the power quality issues and improvement measures provided by the utility companies. This course covers the topics on voltage and current imperfections, harmonics, voltage regulation, power factor improvement, distributed generation, power quality monitoring and measurement equipment.

Learning Objectives:

- To learn different types of power quality phenomena.
- To identify sources for voltage sag, voltage swell, interruptions, transients, long duration over voltages and harmonics in a power system.
- To describe power quality terms and study power quality standards.
- To learn the principle of voltage regulation and power factor improvement methods.
- To explain the relationship between distributed generation and power quality.
- To understand the power quality monitoring concepts and the usage of measuring instruments.

Unit–I:

Introduction

Overview of power quality – Concern about the power quality – General classes of power quality and voltage quality problems – Transients – Long–duration voltage variations – Short–duration voltage variations – Voltage unbalance – Waveform distortion – Voltage fluctuation – Power frequency variations.

Unit–II:

Voltage imperfections in power systems

Power quality terms – Voltage sags – Voltage swells and interruptions – Sources of voltage sag, swell and interruptions – Nonlinear loads – IEEE and IEC standards. Source of transient over voltages – Principles of over voltage protection – Devices for over voltage protection – Utility capacitor switching transients.

Unit–III:

Voltage Regulation and power factor improvement:

Principles of regulating the voltage – Device for voltage regulation – Utility voltage



JAWAHARLAL NEHRU TECHNOLOGICAL UNIVERSITY: KAKINADA
KAKINADA – 533 003, Andhra Pradesh, India
DEPARTMENT OF ELECTRICAL AND ELECTRONICS ENGINEERING

COURSE STRUCTURE-R19

regulator application – Capacitor for voltage regulation – End-user capacitor application – Regulating utility voltage with distributed resources – Flicker – Power factor penalty – Static VAR compensations for power factor improvement.

Unit– IV:

Harmonic distortion and solutions

Voltage distortion vs. Current distortion – Harmonics vs. Transients – Harmonic indices – Sources of harmonics – Effect of harmonic distortion – Impact of capacitors, transformers, motors and meters – Point of common coupling – Passive and active filtering – Numerical problems.

Unit–V:

Distributed Generation and Power Quality Monitoring

Resurgence of distributed generation – DG technologies – Interface to the utility system – Power quality issues and operating conflicts.

Power quality monitoring and considerations – Historical perspective of Power quality measuring instruments – Power quality measurement equipment – Assessment of Power quality measuring data.

Learning Outcomes:

After the completion of the course the student should be able to:

- differentiate between different types of power quality problems.
- explain the sources of voltage sag, voltage swell, interruptions, transients, long duration over voltages and harmonics in a power system.
- analyze power quality terms and power quality standards.
- explain the principle of voltage regulation and power factor improvement methods.
- demonstrate the relationship between distributed generation and power quality.
- explain the power quality monitoring concepts and the usage of measuring instruments.

Textbooks:

1. Electrical Power Systems Quality, Dugan R C, Mc Granaghan M F, Santoso S, and Beaty H W, Second Edition, McGraw–Hill, 2012, 3rd edition.
2. Electric power quality problems –M.H.J.Bollen IEEE series-Wiley India publications,2011.

Reference Books:

1. Power Quality Primer, Kennedy B W, First Edition, Mc Graw–Hill, 2000.
2. Understanding Power Quality Problems: Voltage Sags and Interruptions, Bollen M HJ, First Edition, IEEE Press; 2000.
3. Power System Harmonics, Arrillaga J and Watson N R, Second Edition, John Wiley & Sons, 2003.



JAWAHARLAL NEHRU TECHNOLOGICAL UNIVERSITY: KAKINADA
KAKINADA – 533 003, Andhra Pradesh, India
DEPARTMENT OF ELECTRICAL AND ELECTRONICS ENGINEERING

COURSE STRUCTURE-R19

4. Electric Power Quality control Techniques, W. E. Kazibwe and M. H. Sendaula, Van Nostrand Reinhold, New York.
5. Power Quality c.shankaran, CRC Press, 2001
6. Harmonics and Power Systems –Franciso C.DE LA Rosa–CRC Press (Taylor & Francis)
7. Power Quality in Power systems and Electrical Machines–EwaldF.fuchs, Mohammad A.S. Masoum–Elsevier.



JAWAHARLAL NEHRU TECHNOLOGICAL UNIVERSITY: KAKINADA
KAKINADA – 533 003, Andhra Pradesh, India
DEPARTMENT OF ELECTRICAL AND ELECTRONICS ENGINEERING

COURSE STRUCTURE-R19

IV Year –II SEMESTER		L	T	P	C
		3	0	0	3
SMART GRID (ELECTIVE-IV)					

Preamble:

Basic knowledge on smart concept communication protocols, renewable energy systems and electronic circuits.

Learning Objectives:

- To understand concept of smart grid and developments on smart grid.
- To understand smart grid technologies and application of smart grid concept in hybrid electric vehicles etc.
- To have knowledge on smart substations, feeder automation and application for monitoring and protection.
- To have knowledge on micro grids and distributed energy systems.
- To know power quality aspects in smart grid.

Unit-I:

Introduction to Smart Grid

Evolution of Electric Grid, Concept of Smart Grid, Definitions, Need of Smart Grid, Functions of Smart Grid, Opportunities & Barriers of Smart Grid, Difference between conventional & smart grid, Concept of Resilient & Self Healing Grid, Present development & International policies on Smart Grid. Case study of Smart Grid.

Unit-II:

Smart Grid Technologies: Part 1

Introduction to Smart Meters, Real Time Pricing, Smart Appliances, Automatic Meter Reading(AMR), Outage Management System(OMS), Plug in Hybrid Electric Vehicles(PHEV), Vehicle to Grid, Smart Sensors, Home & Building Automation, Phase Shifting Transformers.

Unit-III:

Smart Grid Technologies: Part 2

Smart Substations, Substation Automation, Feeder Automation. Geographic Information System(GIS), Intelligent Electronic Devices(IED) & their application for monitoring & protection, Smart storage like Battery, SMES, Pumped Hydro, Compressed Air Energy Storage, Wide Area Measurement System(WAMS), Phase Measurement Unit(PMU).



JAWAHARLAL NEHRU TECHNOLOGICAL UNIVERSITY: KAKINADA
KAKINADA – 533 003, Andhra Pradesh, India
DEPARTMENT OF ELECTRICAL AND ELECTRONICS ENGINEERING

COURSE STRUCTURE-R19

Unit-IV:

Micro grids and Distributed Energy Resources

Concept of micro grid, need & applications of microgrid, formation of microgrid, Issues of interconnection, protection & control of microgrid. Plastic & Organic solar cells, Thin film solar cells, Variable speed wind generators, fuelcells, microturbines, Captive power plants, Integration of renewable energy sources.

Unit-V:

Power Quality Management in Smart Grid

Power Quality & EMC in Smart Grid, Power Quality issues of Grid connected Renewable Energy Sources, Power Quality Conditioners for Smart Grid, Web based Power Quality monitoring, Power Quality Audit.

Information and Communication Technology for Smart Grid

Advanced Metering Infrastructure (AMI), Home Area Network (HAN), Neighborhood Area Network (NAN), Wide Area Network (WAN).

Course Outcomes:

After the completion of the course the student should be able to:

- understand smart grids and analyse the smart grid policies and developments in smart grids.
- develop concepts of smart grid technologies in hybrid electrical vehicles etc.
- understand smart substations, feeder automation, GIS etc.
- analyse micro grids and distributed generation systems.
- analyse the effect of power quality in smart grid and to understand latest developments in ICT for smart grid.

Text Books:

1. Ali Keyhani, Mohammad N. Marwali, Min Dai “Integration of Green and Renewable Energy in Electric Power Systems”, Wiley
2. Clark W. Gellings, “The Smart Grid: Enabling Energy Efficiency and Demand Response”, CRC Press
3. JanakaEkanayake, Nick Jenkins, KithsiriLiyanage, Jianzhong Wu, Akihiko Yokoyama, “Smart Grid: Technology and Applications”, Wiley
4. Jean Claude Sabonnadière, NouredineHadjsaïd, “Smart Grids”, Wiley Blackwell 19
5. Peter S. Fox Penner, “Smart Power: Climate Changes, the Smart Grid, and the Future of Electric Utilities”, Island Press; 1 edition 8 Jun 2010



JAWAHARLAL NEHRU TECHNOLOGICAL UNIVERSITY: KAKINADA
KAKINADA – 533 003, Andhra Pradesh, India
DEPARTMENT OF ELECTRICAL AND ELECTRONICS ENGINEERING

COURSE STRUCTURE-R19

6. S. Chowdhury, S. P. Chowdhury, P. Crossley, “Microgrids and Active Distribution Networks.” Institution of Engineering and Technology, 30 Jun 2009
7. Stuart Borlase, “Smart Grids (Power Engineering)”, CRC Press.

Reference Books:

1. Andres Carvallo, John Cooper, “The Advanced Smart Grid: Edge Power Driving Sustainability: 1”, Artech House Publishers July 2011
2. James Northcote, Green, Robert G. Wilson “Control and Automation of Electric Power Distribution Systems (Power Engineering)”, CRC Press
3. MladenKezunovic, Mark G. Adamiak, Alexander P. Apostolov, Jeffrey George Gilbert “Substation Automation (Power Electronics and Power Systems)”, Springer
4. R. C. Dugan, Mark F. McGranahan, Surya Santoso, H. Wayne Beaty, “Electrical Power System Quality”, 2nd Edition, McGraw Hill Publication
5. Yang Xiao, “Communication and Networking in Smart Grids”, CRC Press



JAWAHARLAL NEHRU TECHNOLOGICAL UNIVERSITY: KAKINADA
KAKINADA – 533 003, Andhra Pradesh, India
DEPARTMENT OF ELECTRICAL AND ELECTRONICS ENGINEERING

COURSE STRUCTURE-R19

IV Year –II SEMESTER		L	T	P	C
	SPECIAL ELECTRICAL MACHINES (ELECTIVE - IV)	3	0	0	3

Preamble:

This is an advanced course on electrical machines. Students will be exposed to various special machines which are gaining importance in industry. This course covers topics related to principles, performance and applications of these special machines including switched reluctance motors, stepper motors, permanent magnet dc motors and linear motors.

Learning Objective:

- To explain theory of operation and control of switched reluctance motor.
- To explain the performance and control of stepper motors, and their applications.
- To describe the operation and characteristics of permanent magnet dc motor.
- To distinguish between brush dc motor and brush less dc motor.
- To explain the theory of travelling magnetic field and applications of linear motors.

Unit I:

Permanent magnet materials and PMDC motors

Introduction-classification of permanent magnet materials used in electrical machines-minor hysteresis loop and recoil line-Stator frames of conventional dc machines-Development of electronically commutated dc motor from conventional dc motor-Permanent-magnet materials and characteristics-B-H loop and demagnetization characteristics-high temperature effects-reversible losses-Irreversible losses-Mechanical properties, handling and magnetization-Application of permanent magnets in motors-power density-operating temperature range-severity of operation duty.

Unit II:

Stepper Motors

Principle of operation of Stepper Motor – Constructional details - Classification of stepper motors – Different configuration for switching the phase windings - Control circuits for stepper motors – Open loop and closed loop control of two phase hybrid stepping motor.

Unit III:

Switched Reluctance Motors

Construction and Principle of operation of Switched Reluctance Motor – Comparison of conventional and switched reluctance motors – Design of stator and rotor pole arcs – Torque producing principle and torque expression – Different converter configurations for SRM – Drive and power circuits for SRM – Position sensing of rotor – Applications of SRM.



JAWAHARLAL NEHRU TECHNOLOGICAL UNIVERSITY: KAKINADA
KAKINADA – 533 003, Andhra Pradesh, India
DEPARTMENT OF ELECTRICAL AND ELECTRONICS ENGINEERING

COURSE STRUCTURE-R19

Unit IV:

Permanent Magnet Brushless DC Motor

Principle of operation of BLDC motor - Types of constructions - Surface mounted and interior type permanent magnet DC Motors - Torque and EMF equations for Square wave & Sine wave for PMBLDC Motor – Torque - Speed characteristics of Square wave & Sine wave for PMBLDC Motor - Merits & demerits of Square wave & Sine wave for PMBLDC Motor - Performance and efficiency – Applications.

Unit V:

Linear Induction Motors (LIM)

Construction– principle of operation–Double sided LIM from rotating type Induction Motor – Schematic of LIM drive for traction – Development of one sided LIM with back iron- equivalent circuit of LIM.

Learning Outcomes:

After the completion of the course the student should be able to:

- distinguish between brush dc motor and brush less dc motor.
- explain the performance and control of stepper motors, and their applications.
- explain theory of operation and control of switched reluctance motor.
- explain the theory of travelling magnetic field and applications of linear motors.
- understand the significance of electrical motors for traction drives.

Text Books:

1. Brushless Permanent magnet and reluctance motor drives, Clarendon press, T.J.E. Miller, 1989, Oxford.
2. Special electrical Machines, K.VenkataRatnam, University press, 2009, New Delhi.



JAWAHARLAL NEHRU TECHNOLOGICAL UNIVERSITY: KAKINADA
KAKINADA – 533 003, Andhra Pradesh, India
DEPARTMENT OF ELECTRICAL AND ELECTRONICS ENGINEERING

COURSE STRUCTURE-R19


IV Year –II SEMESTER		L	T	P	C
		0	0	16	8
PROJECT-II					

COURSE STRUCTURE AND SYLLABUS

For

ELECTRICAL AND ELECTRONICS ENGINEERING

(Applicable for batches admitted from 2016-2017)



JAWAHARLAL NEHRU TECHNOLOGICAL UNIVERSITY: KAKINADA
KAKINADA - 533 003, Andhra Pradesh, India

I Year – I Semester

S. No	Subjects	L	T	P	Credits
1-HS	English – I	4	--	--	3
2-BS	Mathematics - I	4	--	--	3
3-ES	Applied Chemistry	4	--	--	3
4-BS	Engineering Mechanics	4	--	--	3
5-BS	Computer Programming	4	--	--	3
6-ES	Environmental Studies	4	--	--	3
7-HS	Applied / Engineering Chemistry Laboratory	--	--	3	2
8-BS	English- Communication Skills Laboratory - I	--	--	3	2
9-ES	Computer Programming Laboratory	--	--	3	2
Total Credits					24

I Year – II Semester

S. No	Subjects	L	T	P	Credits
1-HS	English – II	4	--	--	3
2-BS	Mathematics – II (Mathematical Methods)	4	--	--	3
3-BS	Mathematics – III	4	--	--	3
4-ES	Applied Physics	4	--	--	3
5	Electrical Circuit Analysis - I	4	--	--	3
6-ES	Engineering Drawing	4	--	--	3
7-BS	English - Communication Skills Laboratory - II	--	--	3	2
8-HS	Applied / Engineering Physics Laboratory	--	--	3	2
9-ES	Applied / Engineering Physics – Virtual Labs - Assignments	--	--	2	--
10	Engg.Workshop & IT Workshop	--	--	3	2
Total Credits					24

II Year – I Semester

S. No	Subjects	L	T	P	Credits
1	Electrical Circuit Analysis - II	4	--	--	3
2	Electrical Machines-I	4	--	--	3
3	Basic Electronics and Devices	4	--	--	3
4	Electro Magnetic Fields	4	--	--	3
5	Thermal and Hydro Prime Movers	4	--	--	3
6	Managerial Economics & Financial Analysis	4	--	--	3
7	Thermal and Hydro Laboratory	--	--	3	2
8	Electrical Circuits Laboratory	--	--	3	2
Total Credits					22

II Year – II Semester

S. No	Subjects	L	T	P	Credits
1	Electrical Measurements	4	--	--	3
2	Electrical Machines-II	4	--	--	3
3	Switching Theory and Logic Design	4	--	--	3
4	Control Systems	4	--	--	3
5	Power Systems-I	4	--	--	3
6	Management Science	4	--	--	3
7	Electrical Machines -I Laboratory	--	--	3	2
8	Electronic Devices & Circuits Laboratory	--	--	3	2
Total Credits					22

III Year – I Semester

S. No	Subjects	L	T	P	Credits
1	Power Systems-II	4	--	--	3
2	Renewable Energy Sources	4	--	--	3
3	Signals and Systems	4	--	--	3
4	Pulse & Digital Circuits	4	--	--	3
5	Power Electronics	4	--	--	3
6	Electrical Machines-II Laboratory	--	--	3	2
7	Control Systems Laboratory	--	--	3	2
8	Electrical Measurements Laboratory	--	--	3	2
9-MC	IPR & Patents	--	2	--	--
Total Credits					21

III Year – II Semester

S. No	Subjects	L	T	P	Credits
1	Power Electronic Controllers & Drives	4	--	--	3
2	Power System Analysis	4	--	--	3
3	Micro Processors and Micro controllers	4	--	--	3
4	Data Structures	4	--	--	3
5	Open Elective 1. Unix and Shell Programming 2. OOPS Through JAVA 3. VLSI Design 4. Robotics 5. Neural Networks & Fuzzy Logic 6. Energy Audit and Conservation & Management	4	--	--	3
6	Power Electronics Laboratory	--	--	3	2
7	Microprocessors & Microcontrollers Laboratory	--	--	3	2
8	Data Structures Laboratory	--	--	3	2
9-MC	Professional Ethics & Human Values	--	3	--	--
Total Credits					21

IV Year – I Semester

S. No	Subjects	L	T	P	Credits
1	Utilization of Electrical Energy	4	--	--	3
2	Linear IC Applications	4	--	--	3
3	Power System Operation & Control	4	--	--	3
4	Switchgear and Protection	4	--	--	3
5	<u>Elective – I:</u> 1. Electrical Machine Modeling and Analysis 2. Advanced Control Systems 3. Programmable Logic Controllers & Applications 4. Instrumentation	4	--	--	3
6	<u>Elective – II:</u> 1. Optimization Techniques 2. Electric Power Quality 3. Special Electrical Machines	4	--	--	3
7	Electrical Simulation Laboratory	--	--	2	2
8	Power Systems & Simulation Laboratory	--	--	2	2
Total Credits					22

IV Year - II Semester

S. No	Subjects	L	T	P	Credits
1	Digital Control Systems	4	--	--	3
2	HVDC Transmission	4	--	--	3
3	Electrical Distribution Systems	4	--	--	3
4	<u>Elective – III:</u> 1. High Voltage Engineering 2. Flexible Alternating Current Transmission Systems 3. Power System Reforms	4	--	--	3
5	Seminar	--	3	--	2
6	Project	--	--	--	10
Total Credits					24

SYLLABUS

I Year - I Semester

L	T	P	C
4	0	0	3

ENGLISH - I

Introduction:

In view of the growing importance of English as a tool for global communication and the consequent emphasis on training the students to acquire communicative competence, the syllabus has been designed to develop linguistic and communicative competence of the students of Engineering.

As far as the detailed Textbooks are concerned, the focus should be on the skills of listening, speaking, reading and writing. The nondetailed Textbooks are meant for extensive reading for pleasure and profit.

Thus the stress in the syllabus is primarily on the development of communicative skills and fostering of ideas.

Objectives:

1. To improve the language proficiency of the students in English with emphasis on LSRW skills.
2. To enable the students to study and comprehend the prescribed lessons and subjects more effectively relating to their theoretical and practical components.
3. To develop the communication skills of the students in both formal and informal situations.

LISTENING SKILLS:

Objectives:

1. To enable the students to appreciate the role of listening skill and improve their pronunciation.
2. To enable the students to comprehend the speech of people belonging to different backgrounds and regions.
3. To enable the students to listen for general content, to fill up information and for specific information.

SPEAKING SKILLS:

Objectives:

1. To make the students aware of the importance of speaking for their personal and professional communication.
2. To enable the students to express themselves fluently and accurately in social and professional success.
3. To help the students describe objects, situations and people.
4. To make the students participate in group activities like roleplays, discussions and debates.
5. To make the students participate in Just a Minute talks.

READING SKILLS:

Objectives:

1. To enable the students to comprehend a text through silent reading.
2. To enable the students to guess the meanings of words, messages and inferences of texts in given contexts.
3. To enable the students to skim and scan a text.
4. To enable the students to identify the topic sentence.
5. To enable the students to identify discourse features.
6. To enable the students to make intensive and extensive reading.

WRITING SKILLS:

Objectives:

1. To make the students understand that writing is an exact formal skills.
2. To enable the students to write sentences and paragraphs.
3. To make the students identify and use appropriate vocabulary.
4. To enable the students to narrate and describe.
5. To enable the students capable of note-making.
6. To enable the students to write coherently and cohesively.
7. To make the students to write formal and informal letters.
8. To enable the students to describe graphs using expressions of comparison.
9. To enable the students to write technical reports.

Methodology:

1. The class are to be learner-centered where the learners are to read the texts to get a comprehensive idea of those texts on their own with the help of the peer group and the teacher.
2. Integrated skill development methodology has to be adopted with focus on individual language skills as per the tasks/exercise.
3. The tasks/exercises at the end of each unit should be completed by the learners only and the teacher intervention is permitted as per the complexity of the task/exercise.
4. The teacher is expected to use supplementary material wherever necessary and also generate activities/tasks as per the requirement.
5. The teacher is permitted to use lecture method when a completely new concept is introduced in the class.

Assessment Procedure: Theory

1. The formative and summative assessment procedures are to be adopted (mid exams and end semester examination).
2. Neither the formative nor summative assessment procedures should test the memory of the content of the texts given in the textbook. The themes and global comprehension of the units in the present day context with application of the language skills learnt in the unit are to be tested.
3. Only new unseen passages are to be given to test reading skills of the learners. Written skills are to be tested from sentence level to essay level. The communication formats—emails, letters and reports-- are to be tested along with appropriate language and expressions.
4. Examinations:
I mid exam + II mid exam (15% for descriptive tests+10% for online tests)= 25%

(80% for the best of two and 20% for the other)

Assignments= 5%

End semester exams=70%

5. Three take home assignments are to be given to the learners where they will have to read texts from the reference books list or other sources and write their gist in their own words.

The following text books are recommended for study in I B.Tech I Semester (Common for all branches)and I B.Pharma I Sem of JNTU Kakinada from the academic year 2016-17

(R-16 Regualtions)

DETAILED TEXTBOOK:

ENGLISH FOR ENGINEERS AND TECHNOLOGISTS, Published by **Orient Blackswan Pvt Ltd**

NON-DETAILED TEXTBOOK:

PANORAMA: A COURSE ON READING, Published by **Oxford University Press India**

The course content along with the study material is divided into six units.

UNIT I:

1. 'Human Resources' from English for Engineers and Technologists.

OBJECTIVE:

To develop human resources to serve the society in different ways.

OUTCOME:

The lesson motivates the readers to develop their knowledge different fields and serve the society accordingly.

2. 'An Ideal Family' from Panorama: A Course on Reading

OBJECTIVE:

To develop extensive reading skill and comprehension for pleasure and profit.

OUTCOME:

Acquisition of writing skills

UNIT 2:

1. ' Transport: Problems and Solutions' from English for Engineers and Technologists.

OBJECTIVE:

To highlight road safety measures whatever be the mode of transport.

OUTCOME:

The lesson motivates the public to adopt road safety measures.

2. 'War' from 'Panorama : A Course on Reading'

OBJECTIVE:

To develop extensive reading skill and comprehension for pleasure and profit.

OUTCOME:

Acquisition of writing skills

UNIT 3:

1. 'Evaluating Technology' from English for Engineers and Technologists.

OBJECTIVE:

To highlight the advantages and disadvantages of technology.

OUTCOME:

The lesson creates an awareness in the readers that mass production is ultimately detrimental to biological survival.

2. 'The Verger' from 'Panorama : A Course on Reading'

OBJECTIVE:

To develop extensive reading skill and comprehension for pleasure and profit.

OUTCOME:

Acquisition of writing skills

UNIT 4:

1. 'Alternative Sources of Energy' from English for Engineers and Technologists.

OBJECTIVE:

To bring into focus different sources of energy as alternatives to the depleting sources.

OUTCOME:

The lesson helps to choose a source of energy suitable for rural India.

2. 'The Scarecrow' from Panorama : A Course on Reading

OBJECTIVE:

To develop extensive reading skill and comprehension for pleasure and profit.

OUTCOME:

Acquisition of writing skills

UNIT 5:

1. 'Our Living Environment' from English for Engineers and Technologists.

OBJECTIVE:

To highlight the fact that animals must be preserved because animal life is precious.

OUTCOME:

The lesson creates an awareness in the reader as to the usefulness of animals for the human society.

2. 'A Village Host to Nation' from Panorama : A Course on Reading

OBJECTIVE:

To develop extensive reading skill and comprehension for pleasure and profit.

OUTCOME:

Acquisition of writing skills

UNIT 6:

1. ' Safety and Training' from English for Engineers and Technologists.

OBJECTIVE:

To highlight the possibility of accidents in laboratories, industries and other places and to follow safety measures.

OUTCOME:

The lesson helps in identifying safety measures against different varieties of accidents at home and in the workplace.

2. 'Martin Luther King and Africa' from Panorama : A Course on Reading

OBJECTIVE:

To develop extensive reading skill and comprehension for pleasure and profit.

OUTCOME:

Acquisition of writing skills

NOTE:

All the exercises given in the prescribed lessons in both detailed and non-detailed textbooks relating to the theme and language skills must be covered.

OVERALL COURSE OUTCOME:

1. Using English languages, both written and spoken, competently and correctly.
2. Improving comprehension and fluency of speech.
3. Gaining confidence in using English in verbal situations.

MODEL QUESTION PAPER FOR THEORY

PART- I

Six short answer questions on 6 unit themes

One question on eliciting student's response to any of the themes

PART-II

Each question should be from one unit and the last question can be a combination of two or more units.

Each question should have 3 sub questions: A,B & C

A will be from the main text: 5 marks

B from non-detailed text: 3 marks

C on grammar and Vocabulary: 6 marks

I Year - I Semester

L	T	P	C
4	0	0	3

MATHEMATICS-I
(Common to ALL branches of First Year B.Tech.)

Course Objectives:

1. The course is designed to equip the students with the necessary mathematical skills and techniques that are essential for an engineering course.
2. The skills derived from the course will help the student from a necessary base to develop analytic and design concepts.

Course Outcomes: At the end of the Course, Student will be able to:

1. Solve linear differential equations of first, second and higher order.
2. Determine Laplace transform and inverse Laplace transform of various functions and use Laplace transforms to determine general solution to linear ODE.
3. Calculate total derivative, Jacobian and minima of functions of two variables.

UNIT I: Differential equations of first order and first degree:

Linear-Bernoulli-Exact-Reducible to exact.

Applications: Newton's Law of cooling-Law of natural growth and decay-Orthogonal trajectories- Electrical circuits- Chemical reactions.

UNIT II: Linear differential equations of higher order:

Non-homogeneous equations of higher order with constant coefficients with RHS term of the type e^{ax} , $\sin ax$, $\cos ax$, polynomials in x , $e^{ax} V(x)$, $xV(x)$ - Method of Variation of parameters. Applications: LCR circuit, Simple Harmonic motion.

UNIT III: Laplace transforms:

Laplace transforms of standard functions-Shifting theorems - Transforms of derivatives and integrals – Unit step function –Dirac's delta function- Inverse Laplace transforms– Convolution theorem (with out proof).

Applications: Solving ordinary differential equations (initial value problems) using Laplace transforms.

UNIT IV: Partial differentiation:

Introduction- Homogeneous function-Euler's theorem-Total derivative-Chain rule-Generalized Mean value theorem for single variable (without proof)-Taylor's and Mc Laurent's series expansion of functions of two variables– Functional dependence- Jacobian.

Applications: Maxima and Minima of functions of two variables without constraints and Lagrange's method (with constraints).

UNIT V: First order Partial differential equations:

Formation of partial differential equations by elimination of arbitrary constants and arbitrary functions –solutions of first order linear (Lagrange) equation and nonlinear (standard types) equations.

UNIT VI: Higher order Partial differential equations:

Solutions of Linear Partial differential equations with constant coefficients. RHS term of the type e^{ax+by} , $\sin(ax+by)$, $\cos(ax+by)$, $x^m y^n$. Classification of second order partial differential equations.

Text Books:

1. **B.S.Grewal**, Higher Engineering Mathematics, 43rd Edition, Khanna Publishers.
2. **N.P.Bali**, Engineering Mathematics, Lakshmi Publications.

Reference Books:

1. **Erwin Kreyszig**, Advanced Engineering Mathematics, 10th Edition, Wiley-India
2. **Micheael Greenberg**, Advanced Engineering Mathematics, 9th edition, Pearson edn
3. **Dean G. Duffy**, Advanced engineering mathematics with MATLAB, CRC Press
4. **Peter O'neil**, Advanced Engineering Mathematics, Cengage Learning.
5. **Srimanta Pal, Subodh C.Bhunia**, Engineering Mathematics, Oxford University Press.
6. **Dass H.K., Rajnish Verma. Er.**, Higher Engineering Mathematics, S. Chand Co. Pvt. Ltd, Delhi.

APPLIED CHEMISTRY
(EEE, ECE, CSE, IT, EIE, E. Com. E.)

Knowledge of basic concepts of Chemistry for Engineering students will help them as professional engineers later in design and material selection, as well as utilizing the available resources.

Learning Objectives:

- Plastics are nowadays used in household appliances; also they are used as composites (FRP) in aerospace industries.
- Fuels as a source of energy are a basic need of any industry, particularly industries like thermal power stations, steel industry, fertilizer industry etc., and hence they are introduced.
- The basics for the construction of galvanic cells as well as some of the sensors used in instruments are introduced. Also if corrosion is to be controlled, one has to understand the mechanism of corrosion which itself is explained by electrochemical theory.
- With the increase in demand, a wide variety of materials are coming up; some of them have excellent engineering properties and a few of these materials are introduced.
- Understanding of crystal structures will help to understand the conductivity, semiconductors and superconductors. Magnetic properties are also studied.
- With the increase in demand for power and also with depleting sources of fossil fuels, the demand for alternative sources of fuels is increasing. Some of the prospective fuel sources are introduced.

UNIT I: HIGH POLYMERS AND PLASTICS

Polymerisation : Introduction- Mechanism of polymerization - Stereo regular polymers – methods of polymerization (emulsion and suspension) -Physical and mechanical properties – Plastics as engineering materials : advantages and limitations – Thermoplastics and Thermosetting plastics – Compounding and fabrication (4/5 techniques)- Preparation, properties and applications of polyethene, PVC, Bakelite Teflon and polycarbonates
Elastomers – Natural rubber- compounding and vulcanization – Synthetic rubbers : Buna S, Buna N, Thiokol and polyurethanes – Applications of elastomers.
Composite materials & Fiber reinforced plastics – Biodegradable polymers – Conducting polymers.

UNIT II: FUEL TECHNOLOGY

Fuels:- Introduction – Classification – Calorific value - HCV and LCV – Dulong's formula – Bomb calorimeter – Numerical problems – Coal — Proximate and ultimate analysis – Significance of the analyses – Liquid fuels – Petroleum- Refining – Cracking – Synthetic petrol –Petrol knocking – Diesel knocking - Octane and Cetane ratings – Anti-knock agents – Power alcohol – Bio-diesel – Gaseous fuels – Natural gas. LPG and CNG – Combustion – Calculation of air for the combustion of a fuel – Flue gas analysis – Orsat apparatus – Numerical problems on combustion.

Explosives:- Introduction, classification, examples: RDX, TNT and ammonium nitrite - rocket fuels.

UNIT III: ELECTROCHEMICAL CELLS AND CORROSION

Galvanic cells - Reversible and irreversible cells – Single electrode potential – Electrochemical series and uses of this series- Standard electrodes (Hydrogen and Calomel electrodes) - Concentration Cells – Batteries: Dry Cell - Ni-Cd cells - Ni-Metal hydride cells - Li cells - Zinc – air cells.

Corrosion:- Definition – Theories of Corrosion (electrochemical) – Formation of galvanic cells by different metals, by concentration cells, by differential aeration and waterline corrosion – Passivity of metals – Pitting corrosion - Galvanic series – Factors which influence the rate of corrosion - Protection from corrosion – Design and material selection – Cathodic protection - Protective coatings: – Surface preparation – Metallic (cathodic and anodic) coatings - Methods of application on metals (Galvanizing, Tinning, Electroplating, Electroless plating)

UNIT IV: CHEMISTRY OF ADVANCED MATERIALS

Nano materials:- Introduction – Sol-gel method & chemical reduction method of preparation – Characterization by BET method and TEM methods - Carbon nano tubes and fullerenes: Types, preparation, properties and applications

Liquid crystals:- Introduction – Types – Applications

Superconductors :- Type-I & Type-2, properties & applications

Green synthesis:- Principles - 3 or 4 methods of synthesis with examples – R₄M₄ principles

UNIT V: SOLID STATE CHEMISTRY

Types of solids - close packing of atoms and ions - BCC , FCC, structures of rock salt - cesium chloride- spinel - normal and inverse spinels,

Non-elemental **semiconducting Materials:-** Stoichiometric, controlled valency & Chalcogen photo/semiconductors, Preparation of Semiconductors - Semiconductor Devices:- p-n junction diode as rectifier – junction transistor.

Insulators (electrical and electronic applications)

Magnetic materials:- Ferro and ferri magnetism. Hall effect and its applications.

UNIT VI: NON CONVENTIONAL ENERGY SOURCES AND STORAGE DEVICES

Solar Energy: - Introduction, application of solar energy, conversion of solar energy (Thermal

conversion & photo conversion) – photovoltaic cell: design, working and its importance

Non-conventional energy sources:

- (i) Hydropower include setup a hydropower plant (schematic diagram)
- (ii) Geothermal energy: Introduction-schematic diagram of a geothermal power plant
- (iii) Tidal and wave power: Introduction- Design and working-movement of tides and their effect on sea level.
- (iv) Ocean thermal energy: Introduction, closed-cycle, ocean thermal energy conversion (OTEC), open cycle OTEC, hybrid OTEC, schematic diagram and explanation.
- (v) Biomass and biofuels

Fuel cells:- Introduction - cell representation, H₂-O₂ fuel cell: Design and working, advantages and limitations. Types of fuel cells: Alkaline fuel cell - methanol-oxygen - phosphoric acid fuel cells - molten carbonate fuel cells.

Outcomes: The advantages and limitations of plastic materials and their use in design would be understood. Fuels which are used commonly and their economics, advantages and limitations are discussed. Reasons for corrosion and some methods of corrosion control would be understood. The students would be now aware of materials like nano-materials and fullerenes and their uses. Similarly liquid crystals and superconductors are understood. The importance of green synthesis is well understood and how they are different from conventional methods is also explained. Conductance phenomenon is better understood. The students are exposed to some of the alternative fuels and their advantages and limitations.

Standard Books:

1. Engineering Chemistry by Jain and Jain; Dhanpat Rai Publishing Co.
2. Engineering Chemistry by Shikha Agarwal; Cambridge University Press, 2015 edition.

Reference Books:

1. Engineering Chemistry of Wiley India Pvt. Ltd., Vairam and others, 2014 edition (second).
2. Engineering Chemistry by Prasanth Rath, Cengage Learning, 2015 edition.
3. A text book of engineering Chemistry by S. S. Dara; S. Chand & Co Ltd., Latest Edition
4. Applied Chemistry by H.D. Gesser, Springer Publishers
5. Text book of Nano-science and nanotechnology by B.S. Murthy, P. Shankar and others, University Press, IIM

ENGINEERING MECHANICS

Objectives: The students completing this course are expected to understand the concepts of forces and its resolution in different planes, resultant of force system, Forces acting on a body, their free body diagrams using graphical methods. They are required to understand the concepts of centre of gravity and moments of inertia and their application, Analysis of frames and trusses, different types of motion, friction and application of work - energy method.

UNIT – I

Objectives: The students are to be exposed to the concepts of force and friction, direction and its application.

Introduction to Engg. Mechanics – Basic Concepts.

Systems of Forces: Coplanar Concurrent Forces – Components in Space – Resultant – Moment of Force and its Application – Couples and Resultant of Force Systems.

Friction: Introduction, limiting friction and impending motion, coulomb's laws of dry friction, coefficient of friction, cone of friction

UNIT II

Objectives: The students are to be exposed to application of free body diagrams. Solution to problems using graphical methods and law of triangle of forces.

Equilibrium of Systems of Forces: Free Body Diagrams, Equations of Equilibrium of Coplanar Systems, Spatial Systems for concurrent forces. Lamis Theorem, Graphical method for the equilibrium of coplanar forces, Converse of the law of Triangle of forces, converse of the law of polygon of forces condition of equilibrium, analysis of plane trusses.

UNIT – III

Objectives : The students are to be exposed to concepts of centre of gravity.

Centroid: Centroids of simple figures (from basic principles) – Centroids of Composite Figures

Centre of Gravity: Centre of gravity of simple body (from basic principles), centre of gravity of composite bodies, Pappus theorems.

UNIT IV

Objective: The students are to be exposed to concepts of moment of inertia and polar moment of inertia including transfer methods and their applications.

Area moments of Inertia: Definition – Polar Moment of Inertia, Transfer Theorem, Moments of Inertia of Composite Figures, Products of Inertia, Transfer Formula for Product of Inertia. **Mass Moment of Inertia:** Moment of Inertia of Masses, Transfer Formula for Mass Moments of Inertia, mass moment of inertia of composite bodies.

UNIT – V

Objectives: The students are to be exposed to motion in straight line and in curvilinear paths, its velocity and acceleration computation and methods of representing plane motion.

Kinematics: Rectilinear and Curvilinear motions – Velocity and Acceleration – Motion of Rigid Body – Types and their Analysis in Planar Motion. **Kinetics:** Analysis as a Particle and Analysis as a Rigid Body in Translation – Central Force Motion – Equations of Plane Motion – Fixed Axis Rotation – Rolling Bodies.

UNIT – VI

Objectives: The students are to be exposed to concepts of work, energy and particle motion

Work – Energy Method: Equations for Translation, Work-Energy Applications to Particle Motion, Connected System-Fixed Axis Rotation and Plane Motion. Impulse momentum method.

TEXT BOOKS :

1. Engg. Mechanics - S.Timoshenko & D.H.Young., 4th Edn - , Mc Graw Hill publications.

REFERENCES :

1. Engineering Mechanics statics and dynamics – R.C.Hibbeler, 11th Edn – Pearson Publ.
2. Engineering Mechanics, statics – J.L.Meriam, 6th Edn – Wiley India Pvt Ltd.
3. Engineering Mechanics, statics and dynamics – I.H.Shames, – Pearson Publ.
4. Mechanics For Engineers, statics - F.P.Beer & E.R.Johnston – 5th Edn Mc Graw Hill Publ.
5. Mechanics For Engineers, dynamics - F.P.Beer & E.R.Johnston – 5th Edn Mc Graw Hill Publ.
6. Theory & Problems of engineering mechanics, statics & dynamics – E.W.Nelson, C.L.Best & W.G. McLean, 5th Edn – Schaum's outline series - Mc Graw Hill Publ.
7. Singer's Engineering Mechanics: Statics And Dynamics, K. Vijay Kumar Reddy, J. Suresh Kumar, Bs Publications
8. Engineering Mechanics, Ferdinand . L. Singer, Harper – Collins.
9. Engineering Mechanics statics and dynamics , A Nelson , Mc Graw Hill publications

I Year - I Semester

L	T	P	C
4	0	0	3

COMPUTER PROGRAMMING

Learning objectives:

Formulating algorithmic solutions to problems and implementing algorithms in C.

- Notion of Operation of a CPU, Notion of an algorithm and computational procedure, editing and executing programs in Linux.
- Understanding branching, iteration and data representation using arrays.
- Modular programming and recursive solution formulation.
- Understanding pointers and dynamic memory allocation.
- Understanding miscellaneous aspects of C.
- Comprehension of file operations.

UNIT-I:

History and Hardware - Computer Hardware, Bits and Bytes, Components, Programming Languages - Machine Language, Assembly Language, Low- and High-Level Languages, Procedural and Object-Oriented Languages, Application and System Software, The Development of C Algorithms The Software Development Process.

UNIT-II:

Introduction to C Programming- Identifiers, The main () Function, The printf () Function
Programming Style - Indentation, Comments, Data Types, Arithmetic Operations, Expression Types, Variables and Declarations, Negation, Operator Precedence and Associativity, Declaration Statements, Initialization.

Assignment - Implicit Type Conversions, Explicit Type Conversions (Casts), Assignment Variations, Mathematical Library Functions, Interactive Input, Formatted Output, Format Modifiers.

UNIT -III:

Control Flow-Relational Expressions - Logical Operators:

Selection: if-else Statement, nested if, examples, Multi-way selection: switch, else-if, examples.

Repetition: Basic Loop Structures, Pretest and Posttest Loops, Counter-Controlled and Condition-Controlled Loops, The while Statement, The for Statement, Nested Loops, The do-while Statement.

UNIT-IV

Modular Programming: Function and Parameter Declarations, Returning a Value, Functions with Empty Parameter Lists, Variable Scope, Variable Storage Class, Local Variable Storage Classes, Global Variable Storage Classes, Pass by Reference, Passing Addresses to a Function, Storing Addresses, Using Addresses, Declaring and Using Pointers, Passing Addresses to a Function.

Case Study: Swapping Values, Recursion - Mathematical Recursion, Recursion versus Iteration.

UNIT-V:

Arrays & Strings

Arrays: One-Dimensional Arrays, Input and Output of Array Values, Array Initialization, Arrays as Function Arguments, Two-Dimensional Arrays, Larger Dimensional Arrays-Matrices

Strings: String Fundamentals, String Input and Output, String Processing, Library Functions

UNIT-VI:

Pointers, Structures, Files

Pointers: Concept of a Pointer, Initialisation of pointer variables, pointers as function arguments, passing by address, Dangling memory, address arithmetic, character pointers and functions, pointers to pointers, Dynamic memory management functions, command line arguments.

Structures: Derived types, Structures declaration, Initialization of structures, accessing structures, nested structures, arrays of structures, structures and functions, pointers to structures, self referential structures, unions, typedef, bit-fields.

Data Files: Declaring, Opening, and Closing File Streams, Reading from and Writing to Text Files, Random File Access

Outcomes:

- Understand the basic terminology used in computer programming
- Write, compile and debug programs in C language.
- Use different data types in a computer program.
- Design programs involving decision structures, loops and functions.
- Explain the difference between call by value and call by reference
- Understand the dynamics of memory by the use of pointers
- Use different data structures and create/update basic data files.

Text Books:

1. ANSIC Programming, Gary J. Bronson, Cengage Learning.
2. Programming in C, BI Juneja Anita Seth, Cengage Learning.
3. The C programming Language, Dennis Richie and Brian Kernighan, Pearson Education.

Reference Books:

1. C Programming-A Problem Solving Approach, Forouzan, Gilberg, Cengage.
2. Programming with C, Bichkar, Universities Press.
3. Programming in C, ReemaThareja, OXFORD.
4. C by Example, Noel Kalicharan, Cambridge.

I Year - I Semester

L	T	P	C
4	0	0	3

ENVIRONMENTAL STUDIES

Course Learning Objectives:

The objectives of the course is to impart

- Overall understanding of the natural resources
- Basic understanding of the ecosystem and its diversity
- Acquaintance on various environmental challenges induced due to unplanned anthropogenic activities
- An understanding of the environmental impact of developmental activities
- Awareness on the social issues, environmental legislation and global treaties

Course Outcomes:

The student should have knowledge on

- The natural resources and their importance for the sustenance of the life and recognize the need to conserve the natural resources
- The concepts of the ecosystem and its function in the environment. The need for protecting the producers and consumers in various ecosystems and their role in the food web
- The biodiversity of India and the threats to biodiversity, and conservation practices to protect the biodiversity
- Various attributes of the pollution and their impacts and measures to reduce or control the pollution along with waste management practices
- Social issues both rural and urban environment and the possible means to combat the challenges
- The environmental legislations of India and the first global initiatives towards sustainable development.
- About environmental assessment and the stages involved in EIA and the environmental audit.
- Self Sustaining Green Campus with Environment Friendly aspect of – Energy, Water and Wastewater reuse Plantation, Rain water Harvesting, Parking Curriculum.

Syllabus:

UNIT – I

Multidisciplinary nature of Environmental Studies: Definition, Scope and Importance – Sustainability: Stockholm and Rio Summit–Global Environmental Challenges: Global warming and climate change, Carbon Credits, acid rains, ozone layer depletion, population growth and explosion, effects. Role of information Technology in Environment and human health.

Ecosystems: Concept of an ecosystem. - Structure and function of an ecosystem. - Producers, consumers and decomposers. - Energy flow in the ecosystem - Ecological succession. - Food chains, food webs and ecological pyramids. - Introduction, types, characteristic features, structure and function of Forest ecosystem, Grassland ecosystem, Desert ecosystem, Aquatic ecosystems.

UNIT – II

Natural Resources: Natural resources and associated problems

Forest resources – Use and over – exploitation, deforestation – Timber extraction – Mining, dams and other effects on forest and tribal people

Water resources – Use and over utilization of surface and ground water – Floods, drought, conflicts over water, dams – benefits and problems

Mineral resources: Use and exploitation, environmental effects of extracting and using mineral resources, Sustainable mining of Granite, Lignite, Coal, Sea and River sands.

Food resources: World food problems, changes caused by non-agriculture activities-effects of modern agriculture, fertilizer-pesticide problems, water logging, salinity

Energy resources: Growing energy needs, renewable and non-renewable energy sources use of alternate energy sources Vs Oil and Natural Gas Extraction.

Land resources: Land as a resource, land degradation, Wasteland reclamation, man induced landslides, soil erosion and desertification. Role of an individual in conservation of natural resources. Equitable use of resources for sustainable lifestyles.

UNIT – III Biodiversity and its conservation:

Definition: genetic, species and ecosystem diversity- classification - Value of biodiversity: consumptive use, productive use, social-Biodiversity at national and local levels. India as a mega-diversity nation - Hot-spots of biodiversity - Threats to biodiversity: habitat loss, man-wildlife conflicts - Endangered and endemic species of India – Conservation of biodiversity: conservation of biodiversity.

UNIT – IV

Environmental Pollution: Definition, Cause, effects and control measures of Air pollution, Water pollution, Soil pollution, Noise pollution, Nuclear hazards. Role of an individual in prevention of pollution. - Pollution case studies, Sustainable Life Studies. Impact of Fire Crackers on Men and his well being.

Solid Waste Management: Sources, Classification, effects and control measures of urban and industrial solid wastes. Consumerism and waste products, Biomedical, Hazardous and e – waste management.

UNIT – V

Social Issues and the Environment: Urban problems related to energy -Water conservation, rain water harvesting-Resettlement and rehabilitation of people; its problems and concerns. Environmental ethics: Issues and possible solutions. Environmental Protection Act -Air (Prevention and Control of Pollution) Act. –Water (Prevention and control of Pollution) Act - Wildlife Protection Act -Forest Conservation Act-Issues involved in enforcement of environmental legislation. -Public awareness.

UNIT – VI

Environmental Management: Impact Assessment and its significance various stages of EIA, preparation of EMP and EIS, Environmental audit. Ecotourism, Green Campus – Green business and Green politics.

The student should Visit an Industry / Ecosystem and submit a report individually on any issues related to Environmental Studies course and make a power point presentation.

TEXT BOOKS:

1. Environmental Studies, K. V. S. G. Murali Krishna, VGS Publishers, Vijayawada
2. Environmental Studies, R. Rajagopalan, 2nd Edition, 2011, Oxford University Press.
3. Environmental Studies, P. N. Palanisamy, P. Manikandan, A. Geetha, and K. Manjula Rani; Pearson Education, Chennai

REFERENCE:

1. Text Book of Environmental Studies, Deeshita Dave & P. Udaya Bhaskar, Cengage Learning.
2. A Textbook of Environmental Studies, Shaashi Chawla, TMH, New Delhi
3. Environmental Studies, Benny Joseph, Tata McGraw Hill Co, New Delhi
4. Perspectives in Environment Studies, Anubha Kaushik, C P Kaushik, New Age International Publishers, 2014

APPLIED/ENGINEERING CHEMISTRY LABORATORY (*Common to all branches*)

1. Introduction to Chemistry laboratory – Molarity, Normality, Primary, secondary standard solutions, Volumetric titrations, Quantitative analysis, Qualitative analysis, etc.
2. Trial experiment - Determination of HCl using standard Na₂CO₃ solution.
3. Determination of alkalinity of a sample containing Na₂CO₃ and NaOH.
4. Determination of KMnO₄ using standard Oxalic acid solution.
5. Determination of Ferrous iron using standard K₂Cr₂O₇ solution.
6. Determination of Copper using standard K₂Cr₂O₇ solution.
7. Determination of temporary and permanent hardness of water using standard EDTA solution.
8. Determination of Copper using standard EDTA solution.
9. Determination of Iron by a Colorimetric method using thiocyanate as reagent.
10. Determination of pH of the given sample solution using pH meter.
11. Conductometric titration between strong acid and strong base.
12. Conductometric titration between strong acid and weak base.
13. Potentiometric titration between strong acid and strong base.
14. Potentiometric titration between strong acid and weak base.
15. Determination of Zinc using standard EDTA solution.
16. Determination of Vitamin – C.

Outcomes: The students entering into the professional course have practically very little exposure to lab classes. The experiments introduce volumetric analysis; redox titrations with different indicators; EDTA titrations; then they are exposed to a few instrumental methods of chemical analysis. Thus at the end of the lab course, the student is exposed to different methods of chemical analysis and use of some commonly employed instruments. They thus acquire some experimental skills.

Reference Books

1. A Textbook of Quantitative Analysis, Arthur J. Vogel.
2. Dr. Jyotsna Cherukuris (2012) *Laboratory Manual of engineering chemistry-II*, VGS Techno Series
3. Chemistry Practical Manual, Lorven Publications
4. K. Mukkanti (2009) *Practical Engineering Chemistry*, B.S. Publication

I Year - I Semester	L	T	P	C
	0	0	3	2

ENGLISH - COMMUNICATION SKILLS LAB- I

PRESCRIBED LAB MANUAL FOR SEMESTER I:

'INTERACT: English Lab Manual for Undergraduate Students' Published by **Orient Blackswan Pvt Ltd.**

OBJECTIVES:

To enable the students to learn through practice the communication skills of listening, speaking, reading and writing.

OUTCOME:

A study of the communicative items in the laboratory will help the students become successful in the competitive world.

The course content along with the study material is divided into six units.

UNIT 1:

1. WHY study Spoken English?
2. Making Inquiries on the phone, thanking and responding to Thanks
Practice work.

UNIT 2:

1. Responding to Requests and asking for Directions
Practice work.

UNIT 3:

1. Asking for Clarifications, Inviting, Expressing Sympathy, Congratulating
2. Apologising, Advising, Suggesting, Agreeing and Disagreeing
Practice work.

UNIT 4:

1. Letters and Sounds
Practice work.

UNIT 5:

1. The Sounds of English
Practice work.

UNIT 6:

1. Pronunciation
 2. Stress and Intonation
- Practice work.

Assessment Procedure: Laboratory

1. Every lab session (150 minutes) should be handled by not less than two teachers (three would be ideal) where each faculty has to conduct a speaking activity for 20/30 students.
2. The teachers are to assess each learner in the class for not less than 10 speaking activities, each one to be assessed for 10 marks or 10%. The average of 10 day-to-day activity assessments is to be calculated for 10 marks for internal assessment.

The rubric given below has to be filled in for all the students for all activities.

The rubric to assess the learners:

	Body language		Fluency & Audibility	Clarity in Speech	Neutralization of accent	Appropriate Language		Total 10 marks	Remarks
	Gestures & Postures	Eye Contact				Grammar	Vocabulary & expressions		

- **Lab Assessment: Internal (25 marks)**
 1. Day-to-Day activities: 10 marks
 2. Completing the exercises in the lab manual: 5 marks
 3. Internal test (5 marks written and 5 marks oral)
- **Lab Assessment: External (50 marks)**
 1. Written test: 20 marks (writing a dialogue, note-taking and answering questions on listening to an audio recording).
 2. Oral: Reading aloud a text or a dialogue- 10 marks
 3. Viva-Voce by the external examiner: 20 marks

Reference Books:

1. Strengthen your communication skills by Dr M Hari Prasad, Dr Salivendra Raju and Dr G Suvarna Lakshmi, Maruti Publications.
2. English for Professionals by Prof Eliah, B.S Publications, Hyderabad.
3. Unlock, Listening and speaking skills 2, Cambridge University Press
4. Spring Board to Success, Orient BlackSwan
5. A Practical Course in effective english speaking skills, PHI
6. Word power made handy, Dr shalini verma, Schand Company
7. Let us hear them speak, Jayashree Mohanraj, Sage texts
8. Professional Communication, Aruna Koneru, Mc Grawhill Education
9. Cornerstone, Developing soft skills, Pearson Education

COMPUTER PROGRAMMING LAB

OBJECTIVES:

- Understand the basic concept of C Programming, and its different modules that includes conditional and looping expressions, Arrays, Strings, Functions, Pointers, Structures and File programming.
- Acquire knowledge about the basic concept of writing a program.
- Role of constants, variables, identifiers, operators, type conversion and other building blocks of C Language.
- Use of conditional expressions and looping statements to solve problems associated with conditions and repetitions.
- Role of Functions involving the idea of modularity.

Programming

Exercise - 1 Basics

- a) What is an OS Command, Familiarization of Editors - vi, Emacs
- b) Using commands like mkdir, ls, cp, mv, cat, pwd, and man
- c) C Program to Perform Adding, Subtraction, Multiplication and Division of two numbers From Command line

Exercise - 2 Basic Math

- a) Write a C Program to Simulate 3 Laws at Motion
- b) Write a C Program to convert Celsius to Fahrenheit and vice versa

Exercise - 3 Control Flow - I

- a) Write a C Program to Find Whether the Given Year is a Leap Year or not.
- b) Write a C Program to Add Digits & Multiplication of a number

Exercise – 4 Control Flow - II

- a) Write a C Program to Find Whether the Given Number is
 - i) Prime Number
 - ii) Armstrong Number
- b) Write a C program to print Floyd Triangle
- c) Write a C Program to print Pascal Triangle

Exercise – 5 Functions

- a) Write a C Program demonstrating of parameter passing in Functions and returning values.
- b) Write a C Program illustrating Fibonacci, Factorial with Recursion without Recursion

Exercise – 6 Control Flow - III

- a) Write a C Program to make a simple Calculator to Add, Subtract, Multiply or Divide Using switch...case
- b) Write a C Program to convert decimal to binary and hex (using switch call function the function)

Exercise – 7 Functions - Continued

Write a C Program to compute the values of $\sin x$ and $\cos x$ and e^x values using Series expansion. (use factorial function)

Exercise – 8 Arrays

Demonstration of arrays

- a) Search-Linear.
- b) Sorting-Bubble, Selection.
- c) Operations on Matrix.

Exercises - 9 Structures

- a) Write a C Program to Store Information of a Movie Using Structure
- b) Write a C Program to Store Information Using Structures with Dynamically Memory Allocation
- c) Write a C Program to Add Two Complex Numbers by Passing Structure to a Function

Exercise - 10 Arrays and Pointers

- a) Write a C Program to Access Elements of an Array Using Pointer
- b) Write a C Program to find the sum of numbers with arrays and pointers.

Exercise – 11 Dynamic Memory Allocations

- a) Write a C program to find sum of n elements entered by user. To perform this program, allocate memory dynamically using malloc () function.
- b) Write a C program to find sum of n elements entered by user. To perform this program, allocate memory dynamically using calloc () function.

Understand the difference between the above two programs

Exercise – 12 Strings

- a) Implementation of string manipulation operations **with** library function.
 - i) copy
 - ii) concatenate
 - iii) length
 - iv) compare
- b) Implementation of string manipulation operations **without** library function.
 - i) copy
 - ii) concatenate
 - iii) length
 - iv) compare

Exercise -13 Files

- a) Write a C programming code to open a file and to print its contents on screen.
- b) Write a C program to copy files

Exercise - 14 Files Continued

- a) Write a C program that merges two files and stores their contents in another file.
- b) Write a C program to delete a file.

OUTCOMES:

- Apply and practice logical ability to solve the problems.
- Understand C programming development environment, compiling, debugging, and linking and executing a program using the development environment
- Analyzing the complexity of problems, Modularize the problems into small modules and then convert them into programs
- Understand and apply the in-built functions and customized functions for solving the problems.
- Understand and apply the pointers, memory allocation techniques and use of files for dealing with variety of problems.
- Document and present the algorithms, flowcharts and programs in form of user-manuals
- Identification of various computer components, Installation of software

Note:

- a) **All the Programs must be executed in the Linux Environment. (Mandatory)**
- b) **The Lab record must be a print of the LATEX (.tex) Format.**

ENGLISH -II**Introduction:**

In view of the growing importance of English as a tool for global communication and the consequent emphasis on training the students to acquire communicative competence, the syllabus has been designed to develop linguistic and communicative competence of the students of Engineering.

As far as the detailed Textbooks are concerned, the focus should be on the skills of listening, speaking, reading and writing. The nondetailed Textbooks are meant for extensive reading for pleasure and profit.

Thus the stress in the syllabus is primarily on the development of communicative skills and fostering of ideas.

Objectives:

1. To improve the language proficiency of the students in English with emphasis on LSRW skills.
2. To enable the students to study and comprehend the prescribed lessons and subjects more effectively relating to their theoretical and practical components.
3. To develop the communication skills of the students in both formal and informal situations.

LISTENING SKILLS:**Objectives:**

1. To enable the students to appreciate the role of listening skill and improve their pronunciation.
2. To enable the students to comprehend the speech of people belonging to different backgrounds and regions.
3. To enable the students to listen for general content, to fill up information and for specific information.

SPEAKING SKILLS:**Objectives:**

1. To make the students aware of the importance of speaking for their personal and professional communication.
2. To enable the students to express themselves fluently and accurately in social and professional success.
3. To help the students describe objects, situations and people.
4. To make the students participate in group activities like roleplays, discussions and debates.
5. To make the students participate in Just a Minute talks.

READING SKILLS:

Objectives:

1. To enable the students to comprehend a text through silent reading.
2. To enable the students to guess the meanings of words, messages and inferences of texts in given contexts.
3. To enable the students to skim and scan a text.
4. To enable the students to identify the topic sentence.
5. To enable the students to identify discourse features.
6. To enable the students to make intensive and extensive reading.

WRITING SKILLS:

Objectives:

1. To make the students understand that writing is an exact formal skills.
2. To enable the students to write sentences and paragraphs.
3. To make the students identify and use appropriate vocabulary.
4. To enable the students to narrate and describe.
5. To enable the students capable of note-making.
6. To enable the students to write coherently and cohesively.
7. To make the students to write formal and informal letters.
8. To enable the students to describe graphs using expressions of comparison.
9. To enable the students to write technical reports.

Methodology:

1. The class are to be learner-centered where the learners are to read the texts to get a comprehensive idea of those texts on their own with the help of the peer group and the teacher.
2. Integrated skill development methodology has to be adopted with focus on individual language skills as per the tasks/exercise.
3. The tasks/exercises at the end of each unit should be completed by the learners only and the teacher intervention is permitted as per the complexity of the task/exercise.
4. The teacher is expected to use supplementary material wherever necessary and also generate activities/tasks as per the requirement.
5. The teacher is permitted to use lecture method when a completely new concept is introduced in the class.

Assessment Procedure: Theory

1. The formative and summative assessment procedures are to be adopted (mid exams and end semester examination).
2. Neither the formative nor summative assessment procedures should test the memory of the content of the texts given in the textbook. The themes and global comprehension of the units in the present day context with application of the language skills learnt in the unit are to be tested.
3. Only new unseen passages are to be given to test reading skills of the learners. Written skills are to be tested from sentence level to essay level. The communication formats—emails, letters and reports-- are to be tested along with appropriate language and expressions.
4. Examinations:

I mid exam + II mid exam (15% for descriptive tests+10% for online tests)= 25%

(80% for the best of two and 20% for the other)

Assignments= 5%

End semester exams=70%

5. Three take home assignments are to be given to the learners where they will have to read texts from the reference books list or other sources and write their gist in their own words.

The following text books are recommended for study in I B.Tech II Semester (Common for all branches)and I B.Pharma II Sem of JNTU Kakinada from the academic year 2016-17 (**R-16 Regulations**)

DETAILED TEXTBOOK: ENGLISH ENCOUNTERS Published by **Maruthi Publishers**.

DETAILED NON-DETAIL:THE GREAT INDIAN SCIENTISTS Published by **Cengage learning**

The course content along with the study material is divided into six units.

UNIT 1:

1. ' The Greatest Resource- Education' from English Encounters

OBJECTIVE:

Schumacher describes the education system by saying that it was mere training, something more than mere knowledge of facts.

OUTCOME:

The lesson underscores that the ultimate aim of Education is to enhance wisdom.

2. ' A P J Abdul Kalam' from The Great Indian Scientists.

OBJECTIVE:

The lesson highlights Abdul Kalam's contributions to Indian science and the awards he received.

OUTCOME:

Abdul Kalam's simple life and service to the nation inspires the readers to follow in his footsteps.

UNIT 2:

1. ' A Dilemma' from English Encounters

OBJECTIVE: The lesson centres on the pros and cons of the development of science and technology.

OUTCOME: The lesson enables the students to promote peaceful co-existence and universal harmony among people and society.

2. 'C V Raman' from The Great Indian Scientists.

OBJECTIVE:

The lesson highlights the dedicated research work of C V Raman and his achievements in Physics.

OUTCOME:

The Achievements of C V Raman are inspiring and exemplary to the readers and all scientists.

UNIT 3:

1. 'Cultural Shock': Adjustments to new Cultural Environments from English Encounters.

OBJECTIVE:

The lesson depicts of the symptoms of Cultural Shock and the aftermath consequences.

OUTCOME:

The lesson imparts the students to manage different cultural shocks due to globalization.

2. 'Homi Jehangir Bhabha' from The Great Indian Scientists.

OBJECTIVE:

The lesson highlights Homi Jehangir Bhabha's contributions to Indian nuclear programme as architect.

OUTCOME:

The seminal contributions of Homi Jehangir Bhabha to Indian nuclear programme provide an aspiration to the readers to serve the nation and strengthen it.

UNIT 4:

1. 'The Lottery' from English Encounters.

OBJECTIVE:

The lesson highlights insightful commentary on cultural traditions.

OUTCOME:

The theme projects society's need to re examine its traditions when they are outdated.

2. 'Jagadish Chandra Bose' from The Great Indian Scientists.

OBJECTIVE:

The lesson gives an account of the unique discoveries and inventions of Jagadish Chandra Bose in Science.

OUTCOME: The Scientific discoveries and inventions of Jagadish Chandra Bose provide inspiration to the readers to make their own contributions to science and technology, and strengthen the nation.

UNIT 5:

1. 'The Health Threats of Climate Change' from English Encounters.

OBJECTIVE:

The essay presents several health disorders that spring out due to environmental changes

OUTCOME:

The lesson offers several inputs to protect environment for the sustainability of the future generations.

2. 'Prafulla Chandra Ray' from The Great Indian Scientists.

OBJECTIVE:

The lesson given an account of the experiments and discoveries in Pharmaceuticals of Profulla Chandra Ray.

OUTCOME:

Prafulla Chandra Ray's scientific achievements and patriotic fervour provide inspiration to the reader.

UNIT 6:

1. ' The Chief Software Architect' from English Encounters

OBJECTIVE:

The lesson supports the developments of technology for the betterment of human life.

OUTCOME:

Pupil get inspired by eminent personalities who toiled for the present day advancement of software development.

2. ' Srinivasa Ramanujan' from The Great Indian Scientists.

OBJECTIVE:

The lesson highlights the extraordinary achievements of Srinivasa Ramanujan, a great mathematician and the most romantic figure in mathematics.

OUTCOME:

The lesson provides inspiration to the readers to think and tap their innate talents.

NOTE:

All the exercises given in the prescribed lessons in both detailed and non-detailed textbooks relating to the theme and language skills must be covered

.

MODEL QUESTION PAPER FOR THEORY**PART- I**

Six short answer questions on 6 unit themes

One question on eliciting student's response to any of the themes

PART-II

Each question should be from one unit and the last question can be a combination of two or more units.

Each question should have 3 sub questions: A,B & C

A will be from the main text: 5 marks

B from non-detailed text: 3 marks

C on grammar and Vocabulary: 6 marks

MATHEMATICS-II (Mathematical Methods)**Course Objectives:**

1. The course is designed to equip the students with the necessary mathematical skills and techniques that are essential for an engineering course.
2. The skills derived from the course will help the student from a necessary base to develop analytic and design concepts.
3. Understand the most basic numerical methods to solve simultaneous linear equations.

Course Outcomes: At the end of the Course, Student will be able to:

1. Calculate a root of algebraic and transcendental equations. Explain relation between the finite difference operators.
2. Compute interpolating polynomial for the given data.
3. Solve ordinary differential equations numerically using Euler's and RK method.
4. Find Fourier series and Fourier transforms for certain functions.
5. Identify/classify and solve the different types of partial differential equations.

UNIT I: Solution of Algebraic and Transcendental Equations:

Introduction- Bisection method – Method of false position – Iteration method – Newton-Raphson method (One variable and simultaneous Equations).

UNIT II: Interpolation:

Introduction- Errors in polynomial interpolation – Finite differences- Forward differences- Backward differences – Central differences – Symbolic relations and separation of symbols - Differences of a polynomial-Newton's formulae for interpolation – Interpolation with unequal intervals - Lagrange's interpolation formula.

UNIT III: Numerical Integration and solution of Ordinary Differential equations:

Trapezoidal rule- Simpson's $1/3^{\text{rd}}$ and $3/8^{\text{th}}$ rule-Solution of ordinary differential equations by Taylor's series-Picard's method of successive approximations-Euler's method - Runge-Kutta method (second and fourth order).

UNIT IV: Fourier Series:

Introduction- Periodic functions – Fourier series of π -periodic function - Dirichlet's conditions – Even and odd functions – Change of interval– Half-range sine and cosine series.

UNIT V: Applications of PDE:

Method of separation of Variables- Solution of One dimensional Wave, Heat and two-dimensional Laplace equation.

UNIT VI: Fourier Transforms:

Fourier integral theorem (without proof) – Fourier sine and cosine integrals - sine and cosine transforms – properties – inverse transforms – Finite Fourier transforms.

Text Books:

1. **B.S.Grewal**, Higher Engineering Mathematics, 43rd Edition, Khanna Publishers.
2. **N.P.Bali**, Engineering Mathematics, Lakshmi Publications.

Reference Books:

1. **Dean G. Duffy**, Advanced engineering mathematics with MATLAB, CRC Press
2. **V.Ravindranath and P.Vijayalakshmi**, Mathematical Methods, Himalaya Publishing House.
3. **Erwin Kreyszig**, Advanced Engineering Mathematics, 10th Edition, Wiley-India
4. **David Kincaid, Ward Cheney**, Numerical Analysis-Mathematics of Scientific Computing, 3rd Edition, Universities Press.
5. **Srimanta Pal, Subodh C.Bhunja**, Engineering Mathematics, Oxford University Press.
6. **Dass H.K., Rajnish Verma. Er.**, Higher Engineering Mathematics, S. Chand Co. Pvt. Ltd, Delhi.

MATHEMATICS-III

Course Objectives:

1. The course is designed to equip the students with the necessary mathematical skills and techniques that are essential for an engineering course.
2. The skills derived from the course will help the student from a necessary base to develop analytic and design concepts.
3. Understand the most basic numerical methods to solve simultaneous linear equations.

Course Outcomes: At the end of the Course, Student will be able to:

1. Determine rank, Eigenvalues and Eigen vectors of a given matrix and solve simultaneous linear equations.
2. Solve simultaneous linear equations numerically using various matrix methods.
3. Determine double integral over a region and triple integral over a volume.
4. Calculate gradient of a scalar function, divergence and curl of a vector function. Determine line, surface and volume integrals. Apply Green, Stokes and Gauss divergence theorems to calculate line, surface and volume integrals.

UNIT I: Linear systems of equations:

Rank-Echelon form-Normal form – Solution of linear systems – Gauss elimination - Gauss Jordan- Gauss Jacobi and Gauss Seidal methods.Applications: Finding the current in electrical circuits.

UNIT II: Eigen values - Eigen vectors and Quadratic forms:

Eigen values - Eigen vectors– Properties – Cayley-Hamilton theorem - Inverse and powers of a matrix by using Cayley-Hamilton theorem- Diagonalization- Quadratic forms- Reduction of quadratic form to canonical form – Rank - Positive, negative and semi definite - Index – Signature.

Applications: Free vibration of a two-mass system.

UNIT III: Multiple integrals:

Curve tracing: Cartesian, Polar and Parametric forms.

Multiple integrals: Double and triple integrals – Change of variables – Change of order of integration.

Applications: Finding Areas and Volumes.

UNIT IV: Special functions:

Beta and Gamma functions- Properties - Relation between Beta and Gamma functions- Evaluation of improper integrals.

Applications: Evaluation of integrals.

UNIT V: Vector Differentiation:

Gradient- Divergence- Curl - Laplacian and second order operators -Vector identities.

Applications: Equation of continuity, potential surfaces

UNIT VI: Vector Integration:

Line integral – Work done – Potential function – Area- Surface and volume integrals Vector integral theorems: Greens, Stokes and Gauss Divergence theorems (without proof) and related problems.

Applications: Work done, Force.

Text Books:

1. **B.S.Grewal**, Higher Engineering Mathematics, 43rd Edition, Khanna Publishers.
2. **N.P.Bali**, Engineering Mathematics, Lakshmi Publications.

Reference Books:

1. **Greenberg**, Advanced Engineering Mathematics, 2nd edition, Pearson edn
2. **Erwin Kreyszig**, Advanced Engineering Mathematics, 10th Edition, Wiley-India
3. **Peter O'Neil**, Advanced Engineering Mathematics, 7th edition, Cengage Learning.
4. **D.W. Jordan and T.Smith**, Mathematical Techniques, Oxford University Press.
5. **Srimanta Pal, Subodh C.Bhunia**, Engineering Mathematics, Oxford University Press.
6. **Dass H.K., Rajnish Verma. Er.**, Higher Engineering Mathematics, S. Chand Co. Pvt. Ltd, Delhi.

APPLIED PHYSICS
(CSE, ECE, EEE, IT, EIE, E.Com.E)

OBJECTIVES: Physics curriculum which is re-oriented to the needs of Circuital branches of graduate engineering courses offered by JNTUniv.Kkd. that serves as a transit to understand the branch specific advanced topics. The courses are designed to:

- *Impart Knowledge of Physical Optics phenomena like Interference, Diffraction and Polarization involving required to design instruments with higher resolution.*
- *Teach Concepts of coherent sources, its realization and utility optical instrumentation.*
- *Study the concepts regarding the bulk response of materials to the EM fields and their analytically study in the back-drop of basic quantum mechanics.*
- *Understand the physics of Semiconductors and their working mechanism for their utility in sensors.*

UNIT-I

INTERFERENCE: Principle of Superposition – Coherent Sources – Interference in thin films (reflection geometry) – Newton’s rings – construction and basic principle of Interferometers.

UNIT-II

DIFFRACTION: Fraunhofer diffraction at single slit - Cases of double slit, N-slits & Circular Aperture (Qualitative treatment only)-Grating equation - Resolving power of a grating, Telescope and Microscopes.

UNIT-III

POLARIZATION: Types of Polarization – Methods of production - Nicol Prism -Quarter wave plate and Half Wave plate – Working principle of Polarimeter (Sacharimeter).

LASERS: Characteristics– Stimulated emission – Einstein’s Transition Probabilities-Pumping schemes - Ruby laser – Helium Neon laser.

UNIT-IV

ELECTROMAGNETIC FIELDS: Scalar and Vector Fields – Electric Potential- Gradient, Divergence of fields – Gauss and Stokes theorems-Propagation of EM waves through dielectric medium.

UNIT-V

QUANTUM MECHANICS: Introduction - Matter waves – Schrödinger Time Independent and Time Dependent wave equations – Particle in a box.

FREE ELECTRON THEORY: Defects of Classical free electron theory –Quantum Free electron theory - concept of Fermi Energy.

UNIT-VI

BAND THEORY OF SOLIDS: Bloch's theorem (qualitative) – Kronig – Penney model – energy bands in crystalline solids – classification of crystalline solids– effective mass of electron & concept of hole.

SEMICONDUCTOR PHYSICS: Conduction – Density of carriers in Intrinsic and Extrinsic semiconductors – Drift & Diffusion – relevance of Einstein's equation- Hall effect in semiconductors

Outcome: Construction and working details of instruments, ie., Interferometer, Diffractometer and Polarimeter are learnt. Study EM-fields and semiconductors under the concepts of Quantum mechanics paves way for their optimal utility.

List of Text Books:

1. A Text book of Engineering Physics – by Dr. M.N.Avadhanulu and Dr.P.G.Kshira sagar, S.Chand & Company Ltd., (2014)
2. 'Solid State Physics' by A.J.Dekker, Mc Millan Publishers (2011)
3. Engineering Physics by D.K.Bhattacharya and Poonam Tandon, Oxford press (2015)

List of Reference Books:

1. Applied Physics by P.K.Palanisamy, Scitech publications (2014)
2. Lasers and Non-Linear optics by B.B.Laud, New Age International Publishers (2008).
3. Engineering Physics by M. Arumugam, Anuradha Publication (2014)

ELECTRICAL CIRCUIT ANALYSIS – I

Preamble:

This course introduces the basic concepts of circuit analysis which is the foundation for all subjects of the Electrical Engineering discipline. The emphasis of this course is laid on the basic analysis of circuits which includes single phase circuits, magnetic circuits, network theorems, transient analysis and network topology.

Learning Objectives:

- To study the concepts of passive elements, types of sources and various network reduction techniques.
- To understand the applications of network topology to electrical circuits.
- To study the concept of magnetic coupled circuit.
- To understand the behaviour of RLC networks for sinusoidal excitations.
- To study the performance of R-L, R-C and R-L-C circuits with variation of one of the parameters and to understand the concept of resonance.
- To understand the applications of network theorems for analysis of electrical networks.

UNIT-I

Introduction to Electrical Circuits

Passive components and their V-I relations. Sources (dependent and independent) -Kirchoff's laws, Network reduction techniques(series, parallel, series - parallel, star-to-delta and delta-to-star transformation). source transformation technique, nodal analysis and mesh analysis.

UNIT-II

Network topology

Definitions of Graph and Tree, Basic cutset and tie set matrices for planar networks, Loop and nodal methods of analysis of networks with dependent and independent voltage and current sources, Duality and Dual networks.

UNIT-III

Magnetic Circuit

Basic definition of MMF, flux and reluctance. Analogy between electrical and magnetic circuits. Faraday's laws of electromagnetic induction Concept of self and mutual inductance. Dot convention-coefficient of coupling and composite magnetic circuit. Analysis of series and parallel magnetic circuits.

UNIT-IV

Single Phase A.C Systems

Periodic waveforms (determination of rms, average value and form factor). Concept of phase angle and phase difference – Waveforms and phasor diagrams for lagging, leading networks. Complex and polar forms of representations, steady state analysis of R, L and C circuits. Power Factor and its significance real, reactive power and apparent power, waveform of instantaneous power triangle and complex power

UNIT-V

Analysis of AC Networks

Extension of node and mesh analysis to AC networks, Numerical problems on sinusoidal steady state analysis, Series and parallel resonance, Selectively band width and Quasi factor, Introduction to locus diagram.

UNIT-VI

Network theorems (DC & AC Excitations)

Superposition theorem, Thevenin's theorem, Norton's theorem, Maximum Power Transfer theorem, Reciprocity theorem, Millman's theorem and compensation theorem.

Learning Outcomes:

Students are able to solve

- Various electrical networks in presence of active and passive elements.
- Electrical networks with network topology concepts.
- Any magnetic circuit with various dot conventions.
- Any R, L, C network with sinusoidal excitation.
- Any R, L, network with variation of any one of the parameters i.e R, L, C. and f.
- Electrical networks by using principles of network theorems.

Text Books:

1. Engineering Circuit Analysis by William Hayt and Jack E.Kemmerley,McGraw Hill Company,6 th edition
2. Network Analysis: Van Valkenburg; Prentice-Hall of India Private Ltd

Reference Books:

1. Fundamentals of Electrical Circuits by Charles K.Alexander and Mathew N.O.Sadiku, McGraw Hill Education (India)
2. Linear Circuit Analysis by De Carlo, Lin, Oxford publications
3. Electric Circuits– (Schaum's outlines) by MahmoodNahvi& Joseph Edminister, Adapted by KumaRao, 5th Edition – McGraw Hill.
4. Electric Circuits by David A. Bell, Oxford publications
5. Introductory Circuit Analysis by Robert L Boylestad, Pearson Publications
6. Circuit Theory(Analysis and Synthesis) by A.Chakrabarhi,DhanpatRai&Co.

ENGINEERING DRAWING

Objective: Engineering drawing being the principle method of communication for engineers, the objective to introduce the students, the techniques of constructing the various types of polygons, curves and scales. The objective is also to visualize and represent the 3D objects in 2D planes with proper dimensioning, scaling etc.

- To introduce the use and the application of drawing instruments and to make the students construct the polygons, curves and various types of scales. The student will be able to understand the need to enlarge or reduce the size of objects in representing them.
- To introduce orthographic projections and to project the points and lines parallel to one plane and inclined to other.
- To make the students draw the projections of the lines inclined to both the planes.
- To make the students draw the projections of the plane inclined to both the planes.
- To make the students draw the projections of the various types of solids in different positions inclined to one of the planes.
- To represent the object in 3D view through isometric views. The student will be able to represent and convert the isometric view to orthographic view and vice versa.

UNIT I Polygons, Construction of regular polygons using given length of a side; Ellipse, arcs of circles and Oblong methods; Scales – Vernier and Diagonal scales.

UNIT II Introduction to orthographic projections; projections of points; projections of straight lines parallel to both the planes; projections of straight lines – parallel to one plane and inclined to the other plane.

UNIT III Projections of straight lines inclined to both the planes, determination of true lengths, angle of inclinations and traces.

UNIT IV Projections of planes: regular planes perpendicular/parallel to one plane and inclined to the other reference plane; inclined to both the reference planes.

UNIT V Projections of Solids – Prisms, Pyramids, Cones and Cylinders with the axis inclined to one of the planes.

UNIT VI Conversion of isometric views to orthographic views; Conversion of orthographic views to isometric views.

TEXT BOOKS:

1. Engineering Drawing, N. D. Butt, Chariot Publications
2. Engineering Drawing, K. L. Narayana & P. Kanniah, Scitech Publishers.
3. Engineering Graphics, P.I. Varghese, McGraw Hill Publishers

REFERENCE BOOKS:

1. Engineering Graphics for Degree, K. C. John, PHI Publishers
2. Engineering Drawing, Agarwal & Agarwal, Tata McGraw Hill Publishers
3. Engineering Drawing + AutoCad – K Venugopal, V. Prabhu Raja, New Age

ENGLISH LANGUAGE COMMUNICATION SKILLS LAB- II

PRESCRIBED LAB MANUAL FOR SEMESTER II:

'**INTERACT:** English Lab Manual for Undergraduate Students' Published by **Orient Blackswan Pvt Ltd.**

OBJECTIVES:

To enable the students to learn demonstratively the communication skills of listening, speaking, reading and writing.

OUTCOME:

A study of the communicative items in the laboratory will help the students become successful in the competitive world.

The course content along with the study material is divided into six units.

UNIT 1:

1. Debating
Practice work

UNIT 2:

1. Group Discussions
Practice work

UNIT 3:

1. Presentation Skills
Practice work

UNIT 4:

1. Interview Skills
Practice work

UNIT 5:

1. Email,
2. Curriculum Vitae
Practice work

UNIT 6:

1. Idiomatic Expressions
2. Common Errors in English
Practice work

Reference Books:

1. Strengthen your communication skills by Dr M Hari Prasad, Dr Salivendra Raju and Dr G Suvarna Lakshmi, Maruti Publications.
2. English for Professionals by Prof Eliah, B.S Publications, Hyderabad.
3. Unlock, Listening and speaking skills 2, Cambridge University Press
4. Spring Board to Success, Orient BlackSwan
5. A Practical Course in effective english speaking skills, PHI
6. Word power made handy, Dr shalini verma, Schand Company
7. Let us hear them speak, Jayashree Mohanraj, Sage texts
8. Professional Communication, Aruna Koneru, Mc Grawhill Education
9. Cornerstone, Developing soft skills, Pearson Education

APPLIED/ENGINEERING PHYSICS LAB
(Any 10 of the following listed experiments)

Objective: *Training field oriented Engineering graduates to handle instruments and their design methods to improve the accuracy of measurements.*

LIST OF EXPERIMENTS:

1. Determination of wavelength of a source-Diffraction Grating-Normal incidence.
2. Newton's rings – Radius of Curvature of Plano - Convex Lens.
3. Determination of thickness of a spacer using wedge film and parallel interference fringes.
4. Determination of Rigidity modulus of a material- Torsional Pendulum.
5. Determination of Acceleration due to Gravity and Radius of Gyration- Compound Pendulum.
6. Melde's experiment – Transverse and Longitudinal modes.
7. Verification of laws of vibrations in stretched strings – Sonometer.
8. Determination of velocity of sound – Volume Resonator.
9. L- C- R Series Resonance Circuit.
10. Study of I/V Characteristics of Semiconductor diode.
11. I/V characteristics of Zener diode.
12. Characteristics of Thermistor – Temperature Coefficients.
13. Magnetic field along the axis of a current carrying coil – Stewart and Gee's apparatus.
14. Energy Band gap of a Semiconductor p - n junction.
15. Hall Effect in semiconductors.
16. Time constant of CR circuit.
17. Determination of wavelength of laser source using diffraction grating.
18. Determination of Young's modulus by method of single cantilever oscillations.
19. Determination of lattice constant – lattice dimensions kit.
20. Determination of Planck's constant using photocell.
21. Determination of surface tension of liquid by capillary rise method.

Outcome: *Physics lab curriculum gives fundamental understanding of design of an instrument with targeted accuracy for physical measurements.*

I Year - II Semester	L	T	P	C
	0	0	2	0

APPLIED/ENGINEERING PHYSICS - VIRTUAL LABS – ASSIGNMENTS
(Constitutes 5% marks of 30marks of Internal-component)

Objective: *Training Engineering students to prepare a technical document and improving their writing skills.*

LIST OF EXPERIMENTS

1. Hall Effect
2. Crystal Structure
3. Hysteresis
4. Brewster's angle
5. Magnetic Levitation / SQUID
6. Numerical Aperture of Optical fiber
7. Photoelectric Effect
8. Simple Harmonic Motion
9. Damped Harmonic Motion
10. LASER – Beam Divergence and Spot size
11. B-H curve
12. Michelson's interferometer
13. Black body radiation

URL: www.vlab.co.in

Outcome: *Physics Virtual laboratory curriculum in the form of assignment ensures an engineering graduate to prepare a /technical/mini-project/ experimental report with scientific temper.*

I Year - II Semester

L	T	P	C
0	0	3	2

ENGINEERING WORKSHOP & IT WORKSHOP

ENGINEERING WORKSHOP:

Course Objective: To impart hands-on practice on basic engineering trades and skills.

Note: At least two exercises to be done from each trade.

Trade:

- | | |
|---------------------|-----------------------------------------------------------------------------------------------------------------------------------------------------------------------------------------------------------|
| Carpentry | <ol style="list-style-type: none">1. T-Lap Joint2. Cross Lap Joint3. Dovetail Joint4. Mortise and Tennon Joint |
| Fitting | <ol style="list-style-type: none">1. Vee Fit2. Square Fit3. Half Round Fit4. Dovetail Fit |
| Black Smithy | <ol style="list-style-type: none">1. Round rod to Square2. S-Hook3. Round Rod to Flat Ring4. Round Rod to Square headed bolt |
| House Wiring | <ol style="list-style-type: none">1. Parallel / Series Connection of three bulbs2. Stair Case wiring3. Florescent Lamp Fitting4. Measurement of Earth Resistance |
| Tin Smithy | <ol style="list-style-type: none">1. Taper Tray2. Square Box without lid3. Open Scoop4. Funnel |

IT WORKSHOP:

Objectives: Enabling the student to understand basic hardware and software tools through practical exposure

PC Hardware:

Identification of basic peripherals, assembling a PC, installation of system software like MS Windows, device drivers. Troubleshooting Hardware and software _ some tips and tricks.

Internet & World Wide Web:

Different ways of hooking the PC on to the internet from home and workplace and effectively usage of the internet, web browsers, email, newsgroups and discussion forums .Awareness of cyber hygiene(protecting the personal computer from getting infected with the viruses), worms and other cyber attacks .

Productivity tools Crafting professional word documents; excel spread sheets, power point presentations and personal web sites using the Microsoft suite of office tools

(Note: Student should be thoroughly exposed to minimum of 12 Tasks)

PC Hardware

Task 1:Identification of the peripherals of a computer.

To prepare a report containing the block diagram of the CPU along with the configuration of each peripheral and its functions. Description of various I/O Devices

Task 2(Optional): A practice on disassembling the components of a PC and assembling them to back to working condition.

Task 3: Examples of Operating systems- DOS, MS Windows,Installation of MS windows on a PC.

Task 4: Introduction to Memory and Storage Devices , I/O Port, Device Drivers, Assemblers, Compilers, Interpreters , Linkers, Loaders.

Task 5:

Hardware Troubleshooting (Demonstration):

Identification of a problem and fixing a defective PC (improper assembly or defective peripherals).

Software Troubleshooting (Demonstration):. Identification of a problem and fixing the PC for any software issues

Internet & Networking Infrastructure

Task 6: Demonstrating Importance of Networking, Transmission Media, Networking Devices- Gateway, Routers, Hub, Bridge, NIC ,Bluetooth Technology, Wireless Technology, Modem, DSL, Dialup Connection.

Orientation & Connectivity Boot Camp and web browsing: Students are trained to configure the network settings to connect to the Internet. They are trained to demonstrate the same through web browsing (including all tool bar options) and email access.

Task 7: Search Engines & Netiquette:

Students are enabled to use search engines for simple search, academic search and any other context based search (Bing, Google etc). Students are acquainted to the principles of micro-blogging, wiki, collaboration using social networks, participating in online technology forums

Task 8: Cyber Hygiene (Demonstration): Awareness of various threats on the internet. Importance of security patch updates and anti-virus solutions. Ethical Hacking, Firewalls, Multi-factor authentication techniques including Smartcard, Biometrics are also practiced

Word

Task 9: MS Word Orientation:

Accessing, overview of toolbars, saving files, Using help and resources, rulers, formatting ,Drop Cap , Applying Text effects, Using Character Spacing, OLE in Word, using templates, Borders and Colors, Inserting Header and Footer, Using Date and Time option, security features in word, converting documents while saving

Task 10: Creating project : Abstract Features to be covered:-Formatting Styles, Inserting table, Bullets and Numbering, Changing Text Direction, Cell alignment, Footnote, Hyperlink, Symbols, Spell Check , Track Changes, Images from files and clipart, Drawing toolbar and Word Art, Formatting Images, Textboxes and Paragraphs.

Excel

Task 11: Using spread sheet features of EXCEL including the macros, formulae, pivot tables, graphical representations

Creating a Scheduler - Features to be covered:- Gridlines, Format Cells, Summation, auto fill, Formatting Text

LOOKUP/VLOOKUP

Task 12: Performance Analysis - Features to be covered:- Split cells, freeze panes, group and outline, Sorting, Boolean and logical operators, Conditional formatting

Power Point

Task 13: Students will be working on basic power point utilities and tools which help them create basic power point presentation. Topic covered during this week includes :- PPT Orientation, Slide Layouts, Inserting Text, Word Art, Formatting Text, Bullets and Numbering, Auto Shapes, Lines and Arrows, Hyperlinks, Inserting –Images, Clip Art, Tables and Charts in Powerpoint.

Task 14: Focusing on the power and potential of Microsoft power point. Helps them learn best practices in designing and preparing power point presentation. Topic covered during this week includes: - Master Layouts (slide, template, and notes), Types of views (basic, presentation, slide slotter, notes etc), Inserting – Background, textures, Design Templates, Hidden slides, OLE in PPT.

TEXT BOOK:**Faculty to consolidate the workshop manuals using the following references**

1. Computer Fundamentals, Anita Goel, Pearson
2. Scott Mueller's Upgrading and Repairing PCs, 18/e, Scott. Mueller, QUE, Pearson, 2008
3. Information Technology Workshop, 3e, G. Praveen Babu, M. V. Narayana BS Publications.
4. Comdex Information Technology , Vikas Gupta, dreamtech.

REFERENCE:

Essential Computer and IT Fundamentals for Engineering and Science Students, N. B. Venkateswarlu

ELECTRICAL CIRCUIT ANALYSIS-II

Preamble :

This course aims at study of three phase systems, transient analysis, network synthesis and fourier analysis for the future study and analysis of power systems.

Learning Objectives:

- To study the concepts of balanced and unbalanced three-phase circuits.
- To study the transient behaviour of electrical networks with DC, pulse and AC excitations.
- To study the performance of a network based on input and output excitation/response.
- To understand the realization of electrical network function into electrical equivalent passive elements.
- To understand the application of fourier series and fourier transforms for analysis of electrical circuits.

UNIT-I Balanced Three phase circuits

Phase sequence- star and delta connection - relation between line and phase voltages and currents - analysis of balanced three phase circuits - measurement of active and reactive power.

UNIT-II Unbalanced Three phase circuits

Analysis of three phase unbalanced circuits: Loop method – Star-Delta transformation technique, Two wattmeter methods for measurement of three phase power.

UNIT-III Transient Analysis in DC and AC circuits

Transient response of R-L, R-C, R-L-C circuits for DC and AC excitations, Solution using differential equations and Laplace transforms.

UNIT-IV Two Port Networks

Two port network parameters – Z, Y, ABCD and Hybrid parameters and their relations, Cascaded networks - Poles and zeros of network functions.

UNIT-V Network synthesis

Positive real function - basic synthesis procedure - LC immittance functions - RC impedance functions and RL admittance function - RL impedance function and RC admittance function - Foster and Cauer methods.

UNIT-VI Fourier analysis and Transforms

Fourier theorem- Trigonometric form and exponential form of Fourier series, Conditions of symmetry- line spectra and phase angle spectra, Analysis of electrical circuits to non sinusoidal periodic waveforms.

Fourier integrals and Fourier transforms – properties of Fourier transforms physical significance of the Fourier Transform and its application to electrical circuits.

Learning Outcomes:

- Students are able to solve three- phase circuits under balanced and unbalanced condition
- Students are able find the transient response of electrical networks for different types of excitations.
- Students are able to find parameters for different types of network.
- Students are able to realize electrical equivalent network for a given network transfer function.
- Students are able to extract different harmonics components from the response of a electrical network.

Text Books:

1. Engineering Circuit Analysis by William Hayt and Jack E.Kemmerley,McGraw Hill Company,6 th edition
2. Network synthesis: Van Valkenburg; Prentice-Hall of India Private Ltd

Reference Books:

1. Fundamentals of Electrical Circuits by Charles K.Alexander and Mathew N.O.Sadiku, McGraw Hill Education (India)
2. Introduction to circuit analysis and design by TildonGlisson. Jr, Springer Publications.
3. Circuits by A.Bruce Carlson , Cengage Learning Publications
4. Network Theory Analysis and Synthesis by SmarajitGhosh, PHI publications
5. Networks and Systems by D. Roy Choudhury, New Age International publishers
6. Electric Circuits by David A. Bell, Oxford publications
7. Circuit Theory (Analysis and Synthesis) by A.Chakrabarthy,DhanpatRai&Co.

II Year – I SEMESTER

L	T	P	C
4	0	0	3

ELECTRICAL MACHINES – I

Preamble:

This is a basic course on rotating electrical machines. This course covers the topics related to principles, performance, applications and design considerations of dc machines and transformers.

Learning objectives:

- Understand the unifying principles of electromagnetic energy conversion.
- Understand the construction, principle of operation and performance of DC machines.
- Learn the characteristics, performance, methods of speed control and testing methods of DC motors.
- To predetermine the performance of single phase transformers with equivalent circuit models.
- Understand the methods of testing of single-phase transformer.
- Analyze the three phase transformers and achieve three phase to two phase conversion.

UNIT-I:

Electromechanical Energy Conversion and introduction to DC machines

Principles of electromechanical energy conversion – singly excited and multi excited system – Calculation of force and torque using the concept of co-energy.

Construction and principle of operation of DC machine – EMF equation for generator – Classification of DC machines based on excitation – OCC of DC shunt generator.

UNIT-II:

Performance of D.C. Machines

Torque and back-emf equations of dc motors– Armature reaction and commutation – characteristics of separately-excited, shunt, series and compound motors - losses and efficiency- applications of dc motors.

UNIT-III:

Starting, Speed Control and Testing of D.C. Machines

Necessity of starter – Starting by 3 point and 4 point starters – Speed control by armature voltage and field control – testing of DC machines - brake test, Swinburne's method – principle of regenerative or Hopkinson's method - retardation test -- separation of losses.

UNIT-IV:

Single-phase Transformers

Types and constructional details - principle of operation - emf equation - operation on no load and on load – lagging, leading and unity power factors loads - phasor diagrams of transformers – equivalent circuit – regulation – losses and efficiency – effect of variation of frequency and supply voltage on losses – All day efficiency.

UNIT-V

Single-phase Transformers Testing

Tests on single phase transformers – open circuit and short circuit tests – Sumpner's test – separation of losses – parallel operation with equal voltage ratios – auto transformer - equivalent circuit – comparison with two winding transformers.

UNIT-VI

3-Phase Transformers

Polyphase connections - Y/Y, Y/ Δ , Δ /Y, Δ / Δ and open Δ -- Third harmonics in phase voltages - three winding transformers: determination of Z_p , Z_s and Z_t -- transients in switching - off load and on load tap changers -- Scott connection.

Learning outcomes:

- Able to assimilate the concepts of electromechanical energy conversion.
- Able to mitigate the ill-effects of armature reaction and improve commutation in dc machines.
- Able to understand the torque production mechanism and control the speed of dc motors.
- Able to analyze the performance of single phase transformers.
- Able to predetermine regulation, losses and efficiency of single phase transformers.
- Able to parallel transformers, control voltages with tap changing methods and achieve three-phase to two-phase transformation.

Text Books:

1. Electrical Machines – P.S. Bhimbra, Khanna Publishers
2. Electric Machinery by A.E.Fitzgerald, Charles Kingsley, Stephen D. Umans, TMH

Reference Books:

1. Electrical Machines by D. P. Kothari, I. J. Nagarth, McGraw Hill Publications, 4th edition
2. Electrical Machines by R.K. Rajput, Lakshmi publications, 5th edition.
3. Electrical Machinery by Abijith Chakrabarti and Sudhita Debnath, McGraw Hill education 2015
4. Electrical Machinery Fundamentals by Stephen J Chapman McGraw Hill education 2010
5. Electric Machines by Mulukutla S. Sarma & Mukesh K. Pathak, CENGAGE Learning.
6. Theory & Performance of Electrical Machines by J.B. Gupta. S.K. Kataria & Sons

BASIC ELECTRONICS AND DEVICES**Preamble:**

This course introduces the concepts of semi-conductor physics and operation of various semi-conductor devices. Realization of rectifiers, amplifiers and oscillators using semi-conductor devices and their analysis is also introduced in this course.

Unit-I:**Objective:**

To learn the basics of semiconductor physics.

Review of Semi Conductor Physics: Insulators, Semi conductors, and Metals classification using Energy Band Diagrams, Mobility and Conductivity, Electrons and holes in Intrinsic Semi conductors, Extrinsic Semi Conductor, (P and N Type semiconductor) Hall effect, Generation and Recombination of Charges, Diffusion, Continuity Equation, Injected Minority Carriers, Law of Junction, Introduction to fermi level in Intrinsic, Extrinsic semi conductors with necessary mathematics

Outcome:

Students are able to understand the basic concepts of semiconductor physics, which are useful to understand the operation of diodes and transistors.

Unit-II:**Objective:**

To study the construction details, operation and characteristics of various semiconductor diodes.

Junction Diode Characteristics

Operation and characteristics of p-n junction diode. Current components in p-n diode, diode equation. Temperature dependence on V–I characteristic, diffusion capacitance and diode resistance (static and dynamic), energy band diagram of p-n diode.

Special Diodes: Avalanche and Zener break down, Zener characteristics, tunnel diode, characteristics with the help of energy band diagrams, Varactor diode, LED, PIN diode, Photo diode

Outcome:

Students are able to explain the operation and characteristics of PN junction diode and special diodes.

Unit-III:**Objective:**

To understand the operation and analysis of rectifiers with and without filters. Further study the operation of series and shunt regulators using zener diodes.

Rectifiers and Regulators

Half wave rectifier, ripple factor, full wave rectifier (with and without transformer), harmonic components in a rectifier circuit, inductor filter, capacitor filter, L-section filter, Π - section filter, and comparison of various filter circuits in terms of ripple factors. Simple circuit of a regulator using Zener diode. Types of regulators-series and shunt voltage regulators, over load voltage protection.

Outcome:

Ability to understand operation and design aspects of rectifiers and regulators.

Unit-IV:**Objective:**

To study the characteristics of different bipolar junction transistors and their biasing stabilization and compensation techniques. To analyze transistor amplifiers using h-parameters.

Transistors

Junction transistor, transistor current components, transistor as an amplifier and switch. Characteristics of transistor (CE, CB and CC configurations). Transistor biasing and thermal stabilization (to fixed bias, collector to base bias, self bias). Compensation against variation in base emitter voltage and collector current. Thermal runaway. Hybrid model of transistor. Analysis of transistor amplifier using h-parameters

Outcome:

Students are able to understand the characteristics of various transistor configurations. They become familiar with different biasing, stabilization and compensation techniques used in transistor circuits.

Unit- V:**Objective:**

To understand the basics of FET,Thyristors, Power IGBTs and Power MOSFETs.

Power semiconductor devices

Principle of operation and characteristics of Thyristors, Silicon control rectifiers, power IGBT and power MOSFET their ratings. Comparison of power devices.

FET: JFET Characteristics (Qualitative explanation), MOFET Characteristics–static and Transfer (enhancement and depletion mode), low frequency model of FET, FET as an amplifier.

Outcome:

Students are able to understand the operation and characteristics of FET, Thyristors, Power IGBTs and Power MOSFETs.

Unit VI :**Objective:**

To understand the concepts of positive and negative feedbacks and their role in amplifiers and oscillators.

Amplifiers and oscillators

Feedback Amplifiers -classification, feedback concept, transfer gain and general characteristics of negative feedback amplifiers, effect of feedback on input and output resistances. Methods of analysis of feedback amplifiers.

Power Amplifiers – Classification, push-pull amplifiers, Introduction to harmonics (distortion factor).

Oscillators – Condition for oscillation, RC-phase shift oscillator. Wein bridge oscillator, Crystal oscillator. Frequency and amplitude stability of oscillators.

Outcome:

Students are able to understand the merits and demerits of positive and negative feedback and the role of feedback in oscillators and amplifiers.

TEXT BOOKS:

1. Electronic Devices and Circuits – J. Millman, C.C. Halkias, Tata Mc-Graw Hill

REFERENCE BOOKS:

1. Electronic Devices and Circuits by David A. Bell, Oxford University Press
2. Electronic Devices and Circuits – Salivahanan, Kumar, Vallavaraj, TATA McGraw Hill, Second Edition
3. Electronic Devices and Circuits – R.L. Boylestad and Louis Nashelsky, Pearson/Prentice Hall, 9th Edition, 2006

ELECTROMAGNETIC FIELDS

Preamble:

Electromagnetic fields are the pre-requisite for most of the subjects in the gamut of electrical engineering. The study of this subject enables students to understand and interpret the phenomenon pertinent to electrical engineering using microscopic quantities such as electric and magnetic field intensities, scalar and vector potentials.

Learning objectives:

- To study the production of electric field and potentials due to different configurations of static charges.
- To study the properties of conductors and dielectrics, calculate the capacitance of various configurations and understand the concept of conduction and convection current densities.
- To study the magnetic fields produced by currents in different configurations, application of ampere's law and the Maxwell's second and third equations.
- To study the magnetic force and torque through Lorentz force equation in magnetic field environment like conductors and other current loops.
- To develop the concept of self and mutual inductances and the energy stored.
- To study time varying and Maxwell's equations in different forms and Maxwell's fourth equation for the induced e.m.f.

UNIT – I Electrostatics:

Electrostatic Fields – Coulomb's Law – Electric Field Intensity (EFI) – EFI due to a line and a surface charge – Work done in moving a point charge in an electrostatic field – Electric Potential – Properties of potential function – Potential gradient – Gauss's law – Maxwell's first law, $\text{div}(\mathbf{D}) = \rho_v$ Laplace's and Poisson's equations and Solution of Laplace's equation in one variable.

UNIT – II Conductors – Dielectrics and Capacitance:

Electric dipole – Dipole moment – potential and EFI due to an electric dipole – Torque on an Electric dipole in an electric field – Behaviour of conductors in an electric field – Conductors and Insulators

Polarization – Boundary conditions between conduction to Dielectric and dielectric to dielectrics capacitance – capacitance of parallel plates, spherical and coaxial cables with composite dielectrics –Energy stored and energy density in a static electric field – Current density – conduction and Convection current densities – Ohm's law in point form – Equation of continuity

UNIT – III Magneto statics and Ampere's Law:

Static magnetic fields – Biot-Savart's law – Oesterd's experiment - Magnetic field intensity (MFI) – MFI due to a straight current carrying filament – MFI due to circular, square and solenoid current – Carrying wire – Relation between magnetic flux, magnetic flux density and MFI – Maxwell's second Equation, $\text{div}(\mathbf{B})=0$ –Ampere's circuital law and its applications viz. MFI due to an infinite sheet of current and a long filament carrying conductor – Point form of Ampere's circuital law –Field due to a circular loop, rectangular and square loops, Maxwell's third equation, $\text{Curl}(\mathbf{H})=\mathbf{J}$.

UNIT – IV Force in Magnetic fields:

Magnetic force - Moving charges in a Magnetic field – Lorentz force equation – force on a current element in a magnetic field – Force on a straight and a long current carrying conductor in a magnetic field – Force between two straight long and parallel current carrying conductors – Magnetic dipole and dipole moment – a differential current loop as a magnetic dipole – Torque on a current loop placed in a magnetic field.

UNIT – V Self and Mutual inductance:

Self and Mutual inductance – determination of self-inductance of a solenoid and toroid and mutual inductance between a straight long wire and a square loop wire in the same plane – energy stored and density in a magnetic field.

UNIT – VI Time Varying Fields:

Time varying fields – Faraday's laws of electromagnetic induction – Its integral and point forms – Maxwell's fourth equation, $\text{Curl}(\mathbf{E}) = -\partial\mathbf{B}/\partial t$ – Statically and Dynamically induced EMFs – Simple problems -Modification of Maxwell's equations for time varying fields – Displacement current – Poynting Theorem and Poynting vector.

Learning outcomes:

- To Determine electric fields and potentials using Gauss's law or solving Laplace's or Poisson's equations, for various electric charge distributions.
- To Calculate and design capacitance, energy stored in dielectrics.
- To Calculate the magnetic field intensity due to current, the application of Ampere's law and the Maxwell's second and third equations.
- To determine the magnetic forces and torque produced by currents in magnetic field
- To determine self and mutual inductances and the energy stored in the magnetic field.
- To calculate induced e.m.f., understand the concepts of displacement current and Poynting vector.

Text Books:

1. "Engineering Electromagnetics" by William H. Hayt & John. A. Buck Mc. Graw-Hill Companies, 7th Edition. 2006.

Reference Books:

1. "Principles of Electro Magnetics" by Sadiku, Oxford Publications, 4th edition
2. "Introduction to Electro Dynamics" by D J Griffiths, Prentice-Hall of India Pvt.Ltd, 2nd edition
3. "Electromagnetic Field Theory" by Yaduvir Singh, Pearson.
4. Fundamentals of Engineering Electromagnetics by Sunil Bhooshan, Oxford higher Education.

THERMAL AND HYDRO PRIME MOVERS

Part-A: Thermal prime movers

Course Objectives: To make the student understand the types of prime movers, which can be connected to generators for power production and should obtain the skills of performing the necessary calculations with respect to the functioning of the prime movers.

UNIT I:

Objectives: To make the student learn about the constructional features, operational details of various types of internal combustion engines through the details of several engine systems and the basic air standard cycles, that govern the engines. Further, the student shall be able to calculate the performance of different types of internal combustion engines.

I.C Engines: Classification, working principles – valve and port timing diagrams – air standard cycles – Engine systems line fuel injection, carburetion, ignition, cooling and lubrication – Engine performance evaluation.

UNIT II:

Objectives: To train the student in the aspects of steam formation and its utilities through the standard steam data tables and charts. To make the student correlate between the air standard cycles and the actual cycles that govern the steam turbines. To train the student to calculate the performance of steam turbines using velocity diagrams.

Properties of Steam and use of Steam Tables- T-S and H-S Diagrams. Analysis of Various Thermodynamic Processes undergone by Steam.

Vapor Power Cycles: Carnot Cycle-Rankine Cycle- Thermodynamic Variables Effecting Efficiency and output of Rankine Cycle-. Analysis of simple Rankine Cycle and Re-heat cycle

Steam Turbines: Schematic layout of steam power plant Classification of Steam Turbines- Impulse Turbine and Reaction Turbine- Compounding in Turbines- Velocity Diagrams for simple Impulse and Reaction Turbines- Work done & efficiency

UNIT III:

Objectives: To impart the knowledge of gas turbine fundamentals, the governing cycles and the methods to improve the efficiency of gas turbines.

Gas Turbines: Simple gas turbine plant-ideal cycle, closed cycle -open cycle-. Efficiency, Work ratio and optimum pressure ratio for simple gas turbine cycle. Actual cycle, analysis of simple cycles & cycles with inter cooling, reheating and Regeneration

Part-B: Hydro prime movers

UNIT IV:

Objectives: To teach the student about the fundamental of fluid dynamic equations and its applications fluid jets. To impart the knowledge of various types of pumps, their constructional features, working and performance.

IMPACT OF JETS AND PUMPS: Impulse momentum equation, Impact of Jet on stationary and moving vanes (flat and curved). Pumps: Types of pumps, Centrifugal pumps: Main components, Working principle, Multi stage pumps, Performance and characteristic curves

UNIT V:

Objectives: To make the student learn about the constructional features, operational details of various types of hydraulic turbines. Further, the student shall be able to calculate the performance of hydraulic turbines.

HYDRAULIC TURBINES: Classification of turbines; Working principle, Efficiency calculation and Design principles for Pelton Wheel, Francis and for Kaplan turbines; Governing of turbines; Performance and characteristic curves.

UNIT VI:

Objectives: To train the student in the areas of types of hydro electric power plants, estimation and calculation of different loads by considering various factors.

HYDRO POWER: Components of Hydro electric power plant: pumped storage systems, Estimation of water power potential; Estimation of load on turbines: load curve, load factor, capacity factor, utilization factor, diversity factor, load – duration curve, firm power, secondary power, prediction of load.

Text Books:

1. Thermal Engineering by Rajput, Lakshmi publications
2. Thermal engineering by M.L.Mathur and F.S.Mehta, Jain Brothers.
3. “Hydraulics & Fluid Mechanics”, P.N. Modi and S.M. Seth, TEXT BOOKS House, Delhi
4. “Fluid Mechanics & Hydraulic Machinery” A.K.Jain, , Khanna Publishers, Delhi.

Reference Books:

1. “Fluid Mechanics” by Victor.L.Streeter
2. “Introduction to Fluid Mechanics” Edward .J. Shaughnessy Jr.
3. “Fluid Mechanics & Its Applications”, Vijay Gupta, Santhosh.k.Gupta
4. “Fluid Mechanics & Fluid power Engineering, Dr D.S.Kumar
5. “Water Power Engineering” M.M Desumukh

II Year - I Semester

L	T	P	C
4	0	0	3

MANAGERIAL ECONOMICS AND FINANCIAL ANALYSIS

(Common to all Branches)

Course Objectives:

- The Learning objectives of this paper is to understand the concept and nature of Managerial Economics and its relationship with other disciplines and also to understand the Concept of Demand and Demand forecasting, Production function, Input Output relationship, Cost-Output relationship and Cost-Volume-Profit Analysis.
- To understand the nature of markets, Methods of Pricing in the different market structures and to know the different forms of Business organization and the concept of Business Cycles.
- To learn different Accounting Systems, preparation of Financial Statement and uses of different tools for performance evaluation. Finally, it is also to understand the concept of Capital, Capital Budgeting and the techniques used to evaluate Capital Budgeting proposals.

Unit-I

Introduction to Managerial Economics and demand Analysis:

Definition of Managerial Economics –Scope of Managerial Economics and its relationship with other subjects –Concept of Demand, Types of Demand, Determinants of Demand-Demand schedule, Demand curve, Law of Demand and its limitations- Elasticity of Demand, Types of Elasticity of Demand and Measurement- Demand forecasting and Methods of forecasting, Concept of Supply and Law of Supply.

Unit – II:

Production and Cost Analyses:

Concept of Production function- Cobb-Douglas Production function- Leontief production function - Law of Variable proportions-Isoquants and Isocosts and choice of least cost factor combination-Concepts of Returns to scale and Economies of scale-Different cost concepts: opportunity costs, explicit and implicit costs- Fixed costs, Variable Costs and Total costs – Cost –Volume-Profit analysis-Determination of Breakeven point(simple problems)- Managerial significance and limitations of Breakeven point.

Unit – III:

Introduction to Markets, Theories of the Firm & Pricing Policies:

Market Structures: Perfect Competition, Monopoly, Monopolistic competition and Oligopoly – Features – Price and Output Determination – Managerial Theories of firm: Marris and Williamson’s models – other Methods of Pricing: Average cost pricing, Limit Pricing, Market Skimming Pricing, Internet Pricing: (Flat Rate Pricing, Usage sensitive pricing) and Priority Pricing.

Unit – IV:

Types of Business Organization and Business Cycles:

Features and Evaluation of Sole Trader, Partnership, Joint Stock Company – State/Public Enterprises and their forms – Business Cycles : Meaning and Features – Phases of a Business Cycle.

Unit – V:

Introduction to Accounting & Financing Analysis:

Introduction to Double Entry Systems – Preparation of Financial Statements-Analysis and Interpretation of Financial Statements-Ratio Analysis – Preparation of Funds flow and cash flow statements (Simple Problems)

Unit – VI:

Capital and Capital Budgeting: Capital Budgeting: Meaning of Capital-Capitalization-Meaning of Capital Budgeting-Time value of money- Methods of appraising Project profitability: Traditional Methods(pay back period, accounting rate of return) and modern methods(Discounted cash flow method, Net Present Value method, Internal Rate of Return Method and Profitability Index)

Course Outcome:

- *The Learner is equipped with the knowledge of estimating the Demand and demand elasticities for a product and the knowledge of understanding of the Input-Output-Cost relationships and estimation of the least cost combination of inputs.
- *One is also ready to understand the nature of different markets and Price Output determination under various market conditions and also to have the knowledge of different Business Units.
- *The Learner is able to prepare Financial Statements and the usage of various Accounting tools for Analysis and to evaluate various investment project proposals with the help of capital budgeting techniques for decision making.

TEXT BOOKS

1. Dr. N. AppaRao, Dr. P. Vijay Kumar: ‘Managerial Economics and Financial Analysis’, Cengage Publications, New Delhi – 2011
2. Dr. A. R. Aryasri – Managerial Economics and Financial Analysis, TMH 2011
3. Prof. J.V.Prabhakararao, Prof. P. Venkatarao. ‘Managerial Economics and Financial Analysis’, Ravindra Publication.

REFERENCES:

1. Dr. B. Kuberudu and Dr. T. V. Ramana: Managerial Economics & Financial Analysis, Himalaya Publishing House, 2014.
2. V. Maheswari: Managerial Economics, Sultan Chand.2014
3. Suma Damodaran: Managerial Economics, Oxford 2011.
4. VanithaAgarwal: Managerial Economics, Pearson Publications 2011.
5. Sanjay Dhameja: Financial Accounting for Managers, Pearson.
6. Maheswari: Financial Accounting, Vikas Publications.
7. S. A. Siddiqui & A. S. Siddiqui: Managerial Economics and Financial Analysis, New Age International Publishers, 2012
8. Ramesh Singh, Indian Economy, 7th Edn., TMH2015
9. Pankaj Tandon A Text Book of Microeconomic Theory, Sage Publishers, 2015
10. Shailaja Gajjala and Usha Munipalle, Univerities press, 2015

II Year – I SEMESTER

L	T	P	C
0	0	3	2

THERMAL AND HYDRO LAB

Course Objective: To impart practical knowledge on the performance evaluation methods of various internal combustion engines, flow measuring equipment and hydraulic turbines and pumps.

NOTE: TO CONDUCT A MINIMUM OF 12 EXPERIMENTS BY CONDUCTING A MINIMUM OF SIX FROM EACH SECTION.

SECTION A - THERMAL ENGINEERING LAB

1. I.C. Engines valve / port timing diagrams.
2. I.C. Engines performance test on 4 -stroke Diesel engine.
3. I.C. Engines performance test on 2-stroke petrol engine.
4. Evaluation of engine friction by conducting Morse test on 4-stroke multi cylinder petrol engine
5. Determination of FHP by retardation and motoring test on IC engine
6. I.C. Engines heat balance on petrol / Diesel engines.
7. Economical speed test of an IC engine
8. Study of boilers

SECTION B – HYDRAULIC MACHINES LAB

1. Impact of jets on Vanes.
2. Performance Test on Pelton Wheel.
3. Performance Test on Francis Turbine.
4. Performance Test on Kaplan Turbine.
5. Performance Test on Single Stage Centrifugal Pump.
6. Performance Test on Reciprocating Pump.
7. Calibration of Venturimeter.
8. Calibration of Orifice meter.
9. Determination of loss of head due to sudden contraction in a pipeline.

II Year – I SEMESTER

L	T	P	C
0	0	3	2

ELECTRICAL CIRCUITS LAB

Learning objectives:

To verify and demonstrate various theorems, locus diagrams, resonance and two port networks. To determine self and mutual inductance of a magnetic circuit, parameters of a given coil and measurement of 3-phase power.

Any 10 of the following experiments are to be conducted:

- 1) Verification of Thevenin's and Norton's Theorems
- 2) Verification of Superposition theorem and Maximum Power Transfer Theorem
- 3) Verification of Compensation Theorem
- 4) Verification of Reciprocity, Millmann's Theorems
- 5) Locus Diagrams of RL and RC Series Circuits
- 6) Series and Parallel Resonance
- 7) Determination of Self, Mutual Inductances and Coefficient of coupling
- 8) Z and Y Parameters
- 9) Transmission and hybrid parameters
- 10) Parameters of a choke coil.
- 11) Determination of cold and hot resistance of an electric lamp.
- 12) Measurement of 3-phase Power by two Wattmeter Method for unbalanced loads

Learning outcomes:

Able to apply various theorems, determination of self and mutual inductances, two port parameters of a given electric circuits. Able to draw locus diagrams. Waveforms and phasor diagram for lagging and leading networks.

ELECTRICAL MEASUREMENTS**Preamble:**

This course introduces principle of operation of basic analog and digital measuring instruments for measurement of current, voltage, power, energy etc. Measurement of resistance, inductance and capacitance by using bridge circuits will be discussed in detail. It is expected that student will be thorough with various measuring techniques that are required for an electrical engineer.

Learning Objectives:

- To study the principle of operation and working of different types of instruments. Measurement of voltage and current.
- To study the working principle of operation of different types of instruments for measurement of power and energy
- To understand the principle of operation and working of dc and ac potentiometers.
- To understand the principle of operation and working of various types of bridges for measurement of parameters –resistance, inductance, capacitance and frequency.
- To study the principle of operation and working of various types of magnetic measuring instruments.
- To study the applications of CRO for measurement of frequency, phase difference and hysteresis loop using Lissajous patterns

UNIT-I:**Measuring Instruments**

Classification – Deflecting, control and damping torques – Ammeters and Voltmeters – PMMC, moving iron type, dynamometer and electrostatic instruments – Expression for the deflecting torque and control torque – Errors and compensations– Extension of range using shunts and series resistance –CT and PT: Ratio and phase angle errors – Numerical problems..

UNIT –II:**Measurement of Power and Energy**

Single phase and three phase dynamometer wattmeter – LPF and UPF – Expression for deflecting and control torques – Extension of range of wattmeter using instrument transformers – Measurement of active and reactive powers in balanced and unbalanced systems – Type of P.F. Meters – Single phase and three phase dynamometer and moving iron type Single phase induction type energy meter – Driving and braking torques – errors and compensations –Testing by phantom loading using R.S.S. meter– Three phase energy meter – Maximum demand meters– Electrical resonance type frequency meter and Weston type synchro-scope.

UNIT – III:**Potentiometers**

Principle and operation of D.C. Crompton's potentiometer – Standardization – Measurement of unknown resistance – Current – Voltage.AC Potentiometers: polar and coordinate types – Standardization – Applications.

UNIT – IV:

Measurements of Parameters

Method of measuring low, medium and high resistance – Sensitivity of Wheat stone's bridge – Carey Foster's bridge– Kelvin's double bridge for measuring low resistance– Loss of charge method for measurement of high resistance – Megger– Measurement of earth resistance – Measurement of inductance – Quality Factor – Maxwell's bridge–Hay's bridge – Anderson's bridge–Measurement of capacitance and loss angle – DesautyBridge – Schering Bridge–Wagner's earthing device–Wien's bridge.

UNIT – V:

Magnetic Measurements

Ballistic galvanometer – Equation of motion – Flux meter – Constructional details– Determination of B–H Loop methods of reversals six point method – AC testing – Iron loss of bar samples– Core loss measurements by bridges and potentiometers.

UNIT – VI:

Digital Meters

Digital Voltmeter–Successive approximation – Measurement of phase difference – Frequency – Hysteresis loop using lissajious patterns in CRO – Ramp and integrating type– Digital frequency meter–Digital multimeter–Digital Tachometer.

Learning Outcomes:

- Able to choose right type of instrument for measurement of voltage and current for ac and dc.
- Able to choose right type of instrument for measurement of power and energy – able to calibrate energy meter by suitable method
- Able to calibrate ammeter and potentiometer.
- Able to select suitable bridge for measurement of electrical parameters
- Able to use the ballistic galvanometer and flux meter for magnetic measuring instruments
- Able to measure frequency and phase difference between signals using CRO. Able to use digital instruments in electrical measurements.

Text Books:

1. Electrical Measurements and measuring Instruments – by E.W. Golding and F.C.Widdis, fifth Edition, Wheeler Publishing.
2. Modern Electronic Instrumentation and Measurement Techniques – A.D. Helfrick and W.D. Cooper, PHI, 5th Edition, 2002.

Reference Books:

1. Electrical & Electronic Measurement & Instruments by A.K.Sawhney DhanpatRai & Co.Publications.
2. Electrical and Electronic Measurements and instrumentation by R.K.Rajput, S.Chand.
3. Electrical Measurements – by Buckingham and Price, Prentice – Hall
4. Electrical Measurements by Forest K. Harris. John Wiley and Sons
5. Electrical Measurements: Fundamentals, Concepts, Applications – by Reissland, M.U, New Age International (P) Limited, Publishers.
6. Electrical and Electronic Measurements –by G.K.Banerjee, PHI Learning Private Ltd, New Delhi–2012.

ELECTRICAL MACHINES – II

Preamble:

This course covers the topics on 3-phase induction motor, 1-phase induction motor and synchronous machines which have wide application in power systems. The main aim of the course is to provide a detailed analysis of operation and performance of 3-phase induction motor, 1-phase induction motor and synchronous machines. In addition, it also covers voltage regulation and parallel operation of synchronous generators.

Learning objectives:

- Understand the principle of operation and performance of 3-phase induction motor.
- Quantify the performance of induction motor and induction generator in terms of torque and slip.
- To understand the torque producing mechanism of a single phase induction motor.
- To understand the principle of emf generation, the effect of armature reaction and predetermination of voltage regulation in synchronous generators.
- To study parallel operation and control of real and reactive powers for synchronous generators.
- To understand the operation, performance and starting methods of synchronous motors.

UNIT-I

3-phase Induction Motors

Construction details of cage and wound rotor machines - production of rotating magnetic field - principle of operation - rotor emf and rotor frequency - rotor current and pf at standstill and during running conditions - rotor power input, rotor copper loss and mechanical power developed and their interrelationship – equivalent circuit – phasor diagram

UNIT-II

Characteristics, starting and testing methods of Induction Motors

Torque equation - expressions for maximum torque and starting torque - torque slip characteristic - double cage and deep bar rotors - crawling and cogging – speed control of induction motor with V/f method – no load and blocked rotor tests - circle diagram for predetermination of performance– methods of starting – starting current and torque calculations – induction generator operation (Qualitative treatment only)

UNIT – III:

Single Phase Motors

Single phase induction motors – Constructional features and equivalent circuit Problem of starting–Double revolving field theory–Starting methods, shaded pole motors, AC Series motor.

UNIT-IV:

Construction, Operation and Voltage Regulation of Synchronous generator

Constructional features of non-salient and salient pole type – Armature windings – Distributed and concentrated windings – Distribution– Pitch and winding factors –E.M.F equation–Improvements of waveform and armature reaction–Voltage regulation by synchronous impedance method– MMF method and Potier triangle method–Phasor diagrams– Two reaction analysis of salient pole machines and phasor diagram.

UNIT –V:

Parallel operation of synchronous generators

Parallel operation with infinite bus and other alternators – Synchronizing power – Load sharing – Control of real and reactive power– Numerical problems.

UNIT–VI:

Synchronous motor – operation, starting and performance

Synchronous Motor principle and theory of operation– Phasor diagram – Starting torque– Variation of current and power factor with excitation –Synchronous condenser – Mathematical analysis for power developed– Hunting and its suppression – Methods of starting – Applications.

Learning outcomes:

- Able to explain the operation and performance of three phase induction motor.
- Able to analyze the torque-speed relation, performance of induction motor and induction generator.
- Able to explain design procedure for transformers and three phase induction motors.
- Implement the starting of single phase induction motors.
- To perform winding design and predetermine the regulation of synchronous generators.
- Avoid hunting phenomenon, implement methods of starting and correction of power factor with synchronous motor.

Text Books:

1. Electrical Machines – P.S. Bhimbra, Khanna Publishers
2. Electric Machinery by A.E.Fitzgerald, Charles Kingsley, Stephen D. Umans, TMH

Reference Books:

1. Electrical Machines by D. P. Kothari, I. J. Nagrath, McGraw Hill Publications, 4th edition
2. Electrical Machines by R.K. Rajput, Lakshmi publications, 5th edition
3. Electrical Machinery by Abijith Chakrabarti and Sudhita Debnath, McGraw Hill education 2015
4. Electrical Machinery Fundamentals by Stephen J Chapman McGraw Hill education 2010
5. Electric Machines by Mulukutla S. Sarma & Mukesh K. Pathak, CENGAGE Learning.
6. Theory & Performance of Electrical Machines by J.B. Gupta. S.K. Kataria & Sons

SWITCHING THEORY AND LOGIC DESIGN**UNIT – I****REVIEW OF NUMBER SYSTEMS & CODES:**

- i) Representation of numbers of different radix, conversion from one radix to another radix, $r-1$'s complements and r 's complements of signed members, problem solving.
- ii) 4 bit codes, BCD, Excess-3, 2421, 84-2-1 9 's complement code etc.,
- iii) Logic operations and error detection & correction codes; Basic logic operations - NOT, OR, AND, Universal building blocks, EX-OR, EX-NOR - Gates, Standard SOP and POS, Forms, Gray code, error detection, error correction codes (parity checking, even parity, odd parity, Hamming code) NAND-NAND and NOR-NOR realizations.

UNIT – II**MINIMIZATION TECHNIQUES:**

Boolean theorems, principle of complementation & duality, De-morgan theorems, minimization of logic functions using Boolean theorems, minimization of switching functions using K-Map up to 6 variables, tabular minimization, problem solving (code-converters using K-Map etc..).

UNIT – III**COMBINATIONAL LOGIC CIRCUITS DESIGN :**

Design of Half adder, full adder, half subtractor, full subtractor, applications of full adders, 4-bit binary subtractor, adder-subtractor circuit, BCD adder circuit, Excess 3 adder circuit, look-a-head adder circuit, Design of decoder, demultiplexer, 7 segment decoder, higher order demultiplexing, encoder, multiplexer, higher order multiplexing, realization of Boolean functions using decoders and multiplexers, priority encoder, 4-bit digital comparator.

UNIT – IV**INTRODUCTION OF PLD's :**

PROM, PAL, PLA-Basics structures, realization of Boolean function with PLDs, programming tables of PLDs, merits & demerits of PROM, PAL, PLA comparison, realization of Boolean functions using PROM, PAL, PLA, programming tables of PROM, PAL, PLA.

UNIT – V**SEQUENTIAL CIRCUITS I:**

Classification of sequential circuits (synchronous and asynchronous); basic flip-flops, truth tables and excitation tables (nand RS latch, nor RS latch, RS flip-flop, JK flip-flop, T flip-flop, D flip-flop with reset and clear terminals). Conversion from one flip-flop to flip-flop. Design of ripple counters, design of synchronous counters, Johnson counter, ring counter. Design of registers - Buffer register, control buffer register, shift register, bi-directional shift register, universal shift register.

UNIT – VI

SEQUENTIAL CIRCUITS II :

Finite state machine; Analysis of clocked sequential circuits, state diagrams, state tables, reduction of state tables and state assignment, design procedures. Realization of circuits using various flip-flops. Meelay to Moore conversion and vice-versa.

TEXT BOOKS:

1. Switching Theory and Logic Design by Hill and Peterson Mc-Graw Hill TMH edition.
2. Switching Theory and Logic Design by A. Anand Kumar
3. Digital Design by Mano PHI.

REFERENCE BOOKS:

1. Modern Digital Electronics by RP Jain, TMH
2. Fundamentals of Logic Design by Charles H. Roth Jr, Jaico Publishers
3. Micro electronics by Milliman MH edition.

CONTROL SYSTEMS

Preamble :

This course introduces the elements of linear control systems and their analysis. Classical methods of design using frequency response. The state space approach for design, modeling and analysis of simple PD,PID controllers.

Learning Objectives:

- To learn the mathematical modeling of physical systems and to use block diagram algebra and signal flow graph to determine overall transfer function
- To analyze the time response of first and second order systems and improvement of performance by proportional plus derivative and proportional plus integral controllers
- To investigate the stability of closed loop systems using Routh's stability criterion and the analysis by root locus method.
- To present the Frequency Response approaches for the analysis of linear time invariant (LTI) systems using Bode plots, polar plots and Nyquist stability criterion.
- To discuss basic aspects of design and compensation of linear control systems using Bode plots.
- Ability to formulate state models and analyze the systems. To present the concepts of Controllability and Observability.

UNIT – I:

Mathematical Modeling Of Control Systems

Classification of control systems, Open Loop and closed loop control systems and their differences, Feed-Back Characteristics, transfer function of linear system, Differential equations of electrical networks, Translational and Rotational mechanical systems, Transfer Function of DC Servo motor - AC Servo motor- Synchro, transmitter and receiver - Block diagram algebra – Representation by Signal flow graph - Reduction using Mason's gain formula.

UNIT-II:

Time Response Analysis

Standard test signals - Time response of first and second order systems - Time domain specifications - Steady state errors and error constants – Effects of proportional derivative, proportional integral systems.

UNIT – III:

Stability and Rootlocus Technique

The concept of stability – Routh's stability criterion –limitations of Routh's stability –Root locus concept - construction of root loci (Simple problems)

UNIT-IV:

Frequency Response Analysis

Introduction to Frequency domain specifications-Bode diagrams- transfer function from the Bode Diagram-Phase margin and Gain margin-Stability Analysis from Bode Plots, Polar Plots, Nyquist Stability criterion.

UNIT–V:**Classical Control Design Techniques**

Lag, Lead, Lag-Lead compensators, design of compensators – using Bode plots.

UNIT–VI:**State Space Analysis Of LTI Systems**

Concepts of state, state variables and state model, state space representation of transfer function, Diagonalization- Solving the time invariant state equations- State Transition Matrix and it's Properties – Concepts of Controllability and Observability.

Learning Outcome:

- Ability to derive the transfer function of physical systems and determination of overall transfer function using block diagram algebra and signal flow graphs.
- Capability to determine time response specifications of second order systems and to determine error constants.
- Acquires the skill to analyze absolute and relative stability of LTI systems using Routh's stability criterion and the root locus method.
- Capable to analyze the stability of LTI systems using frequency response methods.
- Able to design Lag, Lead, Lag-Lead compensators to improve system performance from Bode diagrams.
- Ability to represent physical systems as state models and determine the response. Understanding the concepts of controllability and observability.

Text Books:

1. Control Systems principles and design, M.Gopal, Tata McGraw Hill education Pvt Ltd., 4th Edition.
2. Automatic control systems, Benjamin C.Kuo, Prentice Hall of India, 2nd Edition.

Reference Books:

1. Modern Control Engineering, Kotsuhiko Ogata, Prentice Hall of India.
2. Control Systems, ManikDhanesh N, Cengage publications.
3. Control Systems Engineering, I.J.Nagarath and M.Gopal, Newage International Publications, 5th Edition.
4. Control Systems Engineering, S.Palani, Tata McGraw Hill Publications.

POWER SYSTEMS-I**Preamble:**

Electrical Power plays significant role in day to day life of entire mankind. The aim of this course is to allow the students to understand the concepts of the generation and distribution of power along with economic aspects.

Learning objectives :

- To study the principle of operation of different components of a thermal power stations.
- To study the principle of operation of different components of a Nuclear power stations.
- To study the concepts of DC/AC distribution systems and voltage drop calculations.
- To study the constructional and operation of different components of an Air and Gas Insulated substations.
- To study the constructional details of different types of cables.
- To study different types of load curves and tariffs applicable to consumers.

UNIT-I Thermal Power Stations

Selection of site, general layout of a thermal power plant showing paths of coal, steam, water, air, ash and flue gasses, ash handling system, Brief description of components: Boilers, Super heaters, Economizers, electrostatic precipitators steam Turbines : Impulse and reaction turbines, Condensers, feed water circuit, Cooling towers and Chimney.

UNIT-II Nuclear Power Stations

Location of nuclear power plant, Working principle, Nuclear fission, Nuclear fuels, Nuclear chain reaction, nuclear reactor Components : Moderators, Control rods, Reflectors and Coolants. Types of Nuclear reactors and brief description of PWR, BWR and FBR. Radiation: Radiation hazards and Shielding, nuclear waste disposal.

UNIT-III Distribution Systems

Classification of distribution systems, design features of distribution systems, radial distribution, ring main distribution, voltage drop calculations: DC distributors for following cases - radial DC distributor fed at one end and at both ends (equal / unequal voltages), ring main distributor, stepped distributor and AC distribution, comparison of DC and AC distribution.

UNIT-IV Substations

Classification of substations:

Air Insulated Substations - Indoor & Outdoor substations, Substations layouts of 33/11 kV showing the location of all the substation equipment.

Bus bar arrangements in the Sub-Stations: Simple arrangements like single bus bar, sectionalized single bus bar, double bus bar with one and two circuit breakers, main and transfer bus bar system with relevant diagrams.

Gas Insulated Substations (GIS) – Advantages of Gas insulated substations, different types of gas insulated substations, single line diagram of gas insulated substations, constructional aspects of GIS, Installation and maintenance of GIS, Comparison of Air insulated substations and Gas insulated substations.

UNIT-V Underground Cables

Types of Cables, Construction, Types of insulating materials, Calculation of insulation resistance, stress in insulation and power factor of cable.

Capacitance of single and 3-Core belted Cables: Grading of Cables-Capacitance grading and Inter sheath grading.

UNIT-VI Economic Aspects of Power Generation & Tariff

Economic Aspects - Load curve, load duration and integrated load duration curves, discussion on economic aspects: connected load, maximum demand, demand factor, load factor, diversity factor, power capacity factor and plant use factor, Base and peak load plants.

Tariff Methods- Costs of Generation and their division into Fixed, Semi-fixed and Running Costs, Desirable Characteristics of a Tariff Method, Tariff Methods: Simple rate, Flat Rate, Block-Rate, two-part, three-part, and power factor tariff methods.

Learning Outcomes:

- Students are able to identify the different components of thermal power plants.
- Students are able to identify the different components of nuclear Power plants.
- Students are able to distinguish between AC/DC distribution systems and also estimate voltage drops of distribution systems.
- Students are able to identify the different components of air and gas insulated substations.
- Students are able to identify single core and multi core cables with different insulating materials.
- Students are able to analyze the different economic factors of power generation and tariffs.

Text Books:

1. A Text Book on Power System Engineering by M.L.Soni, P.V.Gupta, U.S.Bhatnagar and A. Chakrabarti, Dhanpat Rai & Co. Pvt. Ltd.
2. Generation, Distribution and Utilization of Electric Energy by C.L.Wadhawa New age International (P) Limited, Publishers.

Reference Books:

1. Electrical Power Distribution Systems by - V. Kamaraju, Tata McGraw Hill, New Delhi.
2. Elements of Electrical Power Station Design by – M V Deshpande, PHI, New Delhi.

MANAGEMENT SCIENCE

Course Objectives:

***To familiarize with the process of management and to provide basic insight into select contemporary management practices**

***To provide conceptual knowledge on functional management and strategic management.**

Unit I

Introduction to Management: Concept –nature and importance of Management –Generic Functions of Management – Evaluation of Management thought- Theories of Motivation – Decision making process-Designing organization structure- Principles of organization – Organizational typology- International Management: Global Leadership and Organizational behavior Effectiveness(GLOBE) structure

Unit II

Operations Management: Principles and Types of Management – Work study- Statistical Quality Control- Control charts (P-chart, R-chart, and C-chart) Simple problems- Material Management: Need for Inventory control- EOQ, ABC analysis (simple problems) and Types of ABC analysis (HML, SDE, VED, and FSN analysis).

Unit III

Functional Management: Concept of HRM, HRD and PMIR- Functions of HR Manager- Wage payment plans(Simple Problems) – Job Evaluation and Merit Rating - Marketing Management- Functions of Marketing – Marketing strategies based on product Life Cycle, Channels of distributions. Operationlizing change through performance management.

Unit IV

Project Management: (PERT/CPM): Development of Network – Difference between PERT and CPM Identifying Critical Path- Probability- Project Crashing (Simple Problems)

Unit V

Strategic Management: Vision, Mission, Goals, Strategy – Elements of Corporate Planning Process – Environmental Scanning – SWOT analysis- Steps in Strategy Formulation and Implementation, Generic Strategy Alternatives. Global strategies, theories of Multinational Companies.

Unit VI

Contemporary Management Practice: Basic concepts of MIS, MRP, Justin- Time(JIT) system, Total Quality Management(TQM), Six sigma and Capability Maturity Model(CMM) Levies, Supply Chain Management , Enterprise Resource Planning (ERP), Business Process outsourcing (BPO), Business process Re-engineering and Bench Marking, Balanced Score Card.

Course Outcome:

- *After completion of the Course the student will acquire the knowledge on management functions, global leadership and organizational behavior.
- *Will familiarize with the concepts of functional management project management and strategic management.

References:**Text Books**

1. Dr. P. Vijaya Kumar & Dr. N. Appa Rao, '*Management Science*' Cengage, Delhi, 2012.
2. Dr. A. R. Aryasri, '*Management Science*' TMH 2011.

References

1. Koontz & Weihrich: '*Essentials of management*' TMH 2011
2. Seth & Rastogi: *Global Management Systems*, Cengage learning , Delhi, 2011
3. Robbins: *Organizational Behaviour*, Pearson publications, 2011
4. Kanishka Bedi: *Production & Operations Management*, Oxford Publications, 2011
5. Philip Kotler & Armstrong: *Principles of Marketing*, Pearson publications
6. Biswajit Patnaik: *Human Resource Management*, PHI, 2011
7. Hitt and Vijaya Kumar: *Starategic Management*, Cengage learning
8. Prem Chadha: *Performance Management*, Trinity Press(An imprint of Laxmi Publications Pvt. Ltd.) Delhi 2015.
9. Anil Bhat& Arya Kumar : *Principles of Management*, Oxford University Press, New Delhi, 2015.

ELECTRICAL MACHINES – I LABORATORY

Learning objectives:

- To plot the magnetizing characteristics of DC shunt generator and understand the mechanism of self-excitation.
- To control the speed of the DC motors.
- Determine and predetermine the performance of DC machines.
- To predetermine the efficiency and regulation of transformers and assess their performance.

Any 10 of the following experiments are to be conducted

1. Magnetization characteristics of DC shunt generator. Determination of critical field resistance and critical speed.
2. Brake test on DC shunt motor. Determination of performance curves.
3. Hopkinson's test on DC shunt machines. Predetermination of efficiency.
4. Swinburne's test and Predetermination of efficiencies as Generator and Motor.
5. Speed control of DC shunt motor by Field and armature Control.
6. Retardation test on DC shunt motor. Determination of losses at rated speed.
7. Separation of losses in DC shunts motor.
8. Oc& SC test on single phase transformer.
9. Sumpner's test on single phase transformer.
10. Scott connection of transformers
11. Parallel operation of Single phase Transformers
12. Separation of core losses of a single phase transformer
13. Heat run test on a bank of 3 Nos. of single phase Delta connected transformers

Learning outcomes:

- To determine and predetermine the performance of DC machines and Transformers.
- To control the speed of DC motor.
- To achieve three phase to two phase transformation.

ELECTRONIC DEVICES AND CIRCUITS LAB

Note: The students are required to perform the experiment to obtain the V-I characteristics and to determine the relevant parameters from the obtained graphs.

Electronic Workshop Practice:

1. Identification, Specifications, Testing of R, L, C Components (Colour Codes), Potentiometers, Coils, Gang Condensers, Relays, Bread Boards.
2. Identification, Specifications and Testing of active devices, Diodes, BJTs, JFETs, LEDs, LCDs, SCR, UJT.
3. Soldering Practice- Simple circuits using active and passive components.
4. Study and operation of Ammeters, Voltmeters, Transformers, Analog and Digital Multimeter, Function Generator, Regulated Power Supply and CRO.

List of Experiments: (Minimum of Ten Experiments has to be performed)

1. P-N Junction Diode Characteristics
Part A: Germanium Diode (Forward bias & Reverse bias)
Part B: Silicon Diode (Forward Bias only)
2. Zener Diode Characteristics
Part A: V-I Characteristics
Part B: Zener Diode as Voltage Regulator
3. Rectifiers (without and with c-filter)
Part A: Half-wave Rectifier
Part B: Full-wave Rectifier
4. BJT Characteristics (CE Configuration)
Part A: Input Characteristics
Part B: Output Characteristics
5. FET Characteristics (CS Configuration)
Part A: Drain Characteristics
Part B: Transfer Characteristics
6. SCR Characteristics
7. UJT Characteristics
8. Transistor Biasing
9. CRO Operation and its Measurements
10. BJT-CE Amplifier
11. Emitter Follower-CC Amplifier

12. FET-CS Amplifier

Equipment required:

1. Regulated Power supplies
2. Analog/Digital Storage Oscilloscopes
3. Analog/Digital Function Generators
4. Digital Multimeters
5. Decade Résistance Boxes/Rheostats
6. Decade Capacitance Boxes
7. Ammeters (Analog or Digital)
8. Voltmeters (Analog or Digital)
9. Active & Passive Electronic Components

POWER SYSTEMS-II**Preamble:**

This course is an extension of power systems–I course. It deals with basic theory of transmission lines modeling and their performance analysis. Transient in power system, improvement of power factor and voltage control are discussed in detail. It is important for the student to understand the mechanical design aspects of transmission lines, cables, insulators. These aspects are also covered in detail in this course.

Learning Objectives:

- To compute inductance/capacitance of transmission lines and to understand the concepts of GMD/GMR.
- To study the short and medium length transmission lines, their models and performance.
- To study the performance and modeling of long transmission lines.
- To study the effect of travelling waves on transmission lines.
- To study the factors affecting the performance of transmission lines and power factor improvement methods.
- To discuss sag and tension computation of transmission lines as well as to study the performance of overhead insulators.

UNIT-I:**Transmission Line Parameters**

Conductor materials - Types of conductors – Calculation of resistance for solid conductors – Calculation of inductance for single phase and three phase– Single and double circuit lines– Concept of GMR and GMD–Symmetrical and asymmetrical conductor configuration with and without transposition–Bundled conductors–Numerical Problems–Calculation of capacitance for 2 wire and 3 wire systems – Effect of ground on capacitance – Capacitance calculations for symmetrical and asymmetrical single and three phase–Single and double circuit lines- Bundled conductors–Numerical Problems.

UNIT-II:**Performance of Short and Medium Length Transmission Lines**

Classification of Transmission Lines – Short, medium, long line and their model representations –Nominal-T–Nominal-Pie and A, B, C, D Constants for symmetrical and Asymmetrical Networks– Numerical Problems– Mathematical Solutions to estimate regulation and efficiency of all types of lines – Numerical Problems.

UNIT-III:**Performance of Long Transmission Lines**

Long Transmission Line–Rigorous Solution – Evaluation of A,B,C,D Constants– Interpretation of the Long Line Equations, regulation and efficiency– Incident, Reflected and Refracted Waves –Surge Impedance and SIL of Long Lines–Wave Length and Velocity of Propagation of Waves – Representation of Long Lines – Equivalent-T and Equivalent Pie network models (Numerical Problems).

UNIT – IV:

Power System Transients

Types of System Transients – Travelling or Propagation of Surges – Attenuation–Distortion– Reflection and Refraction Coefficients – Termination of lines with different types of conditions – Open Circuited Line–Short Circuited Line – T-Junction– Lumped Reactive Junctions.

UNIT–V:

Various Factors governing the Performance of Transmission line

Skin and Proximity effects – Description and effect on Resistance of Solid Conductors – Ferranti effect – Charging Current –Shunt Compensation –Corona – Description of the phenomenon–Factors affecting corona–Critical voltages and power loss – Radio Interference.

UNIT–VI:

Sag and Tension Calculations and Overhead Line Insulators

Sag and Tension calculations with equal and unequal heights of towers–Effect of Wind and Ice on weight of Conductor–Numerical Problems – Stringing chart and sag template and its applications–Types of Insulators – String efficiency and Methods for improvement– Numerical Problems – Voltage distribution–Calculation of string efficiency–Capacitance grading and Static Shielding.

Learning Outcomes:

- Able to understand parameters of various types of transmission lines during different operating conditions.
- Able to understand the performance of short and medium transmission lines.
- Student will be able to understand travelling waves on transmission lines.
- Will be able to understand various factors related to charged transmission lines.
- Will be able to understand sag/tension of transmission lines and performance of line insulators.

Text Books:

1. Electrical power systems – by C.L.Wadhwa, New Age International (P) Limited, Publishers, 1998.
2. Modern Power System Analysis by I.J.Nagarath and D.P.Kothari, Tata McGraw Hill, 2nd Edition

Reference Books:

1. Power system Analysis–by John J Grainger William D Stevenson, TMC Companies, 4th edition
2. Power System Analysis and Design by B.R.Gupta, Wheeler Publishing.
3. A Text Book on Power System Engineering by M.L.Soni, P.V.Gupta, U.S.Bhatnagar A.Chakrabarthy, Dhanpat Rai & Co Pvt. Ltd.
4. Electrical Power Systems by P.S.R. Murthy, B.S.Publications.

RENEWABLE ENERGY SOURCES

Preamble:

This course gives a flavor of renewable sources and systems to the students. It introduces solar energy its radiation, collection, storage and its applications. This covers generation, design, efficiency and characteristics of various renewable energy sources including solar, wind, hydro, biomass, fuel cells and geothermal systems.

Learning Objectives:

- To study the solar radiation data, extraterrestrial radiation, radiation on earth's surface.
- To study solar thermal collections.
- To study solar photo voltaic systems.
- To study maximum power point techniques in solar pv and wind energy.
- To study wind energy conversion systems, Betz coefficient, tip speed ratio.
- To study basic principle and working of hydro, tidal, biomass, fuel cell and geothermal systems.

UNIT-I:

Fundamentals of Energy Systems and Solar energy

Energy conservation principle – Energy scenario (world and India) – various forms of renewable energy - Solar radiation: Outside earth's atmosphere – Earth surface – Analysis of solar radiation data – Geometry – Radiation on tilted surfaces – Numerical problems.

UNIT-II:

Solar Thermal Systems

Liquid flat plate collectors: Performance analysis –Transmissivity– Absorptivity product collector efficiency factor – Collector heat removal factor – Numerical problems. Introduction to solar air heaters – Concentrating collectors, solar pond and solar still – solar thermal plants.

UNIT-III:

Solar Photovoltaic Systems

Solar photovoltaic cell, module, array – construction – Efficiency of solar cells – Developing technologies – Cell I-V characteristics – Equivalent circuit of solar cell – Series resistance – Shunt resistance – Applications and systems – Balance of system components - System design: storage sizing – PV system sizing – Maximum power point techniques: Perturb and observe (P&O) technique – Hill climbing technique.

UNIT-IV:

Wind Energy

Sources of wind energy - Wind patterns – Types of turbines –Horizontal axis and vertical axis machines - Kinetic energy of wind – Betz coefficient – Tip-speed ratio – Efficiency – Power output of wind turbine – Selection of generator(synchronous, induction) – Maximum power point tracking – wind farms – Power generation for utility grids.

UNIT-V:

Hydro and Tidal power systems

Basic working principle – Classification of hydro systems: Large, small, micro – measurement of head and flow – Energy equation – Types of turbines – Numerical problems. Tidal power – Basics – Kinetic energy equation – Turbines for tidal power - Numerical problems – Wave power – Basics – Kinetic energy equation – Wave power devices – Linear generators.

UNIT-VI:

Biomass, fuel cells and geothermal systems

Biomass Energy: Fuel classification – Pyrolysis – Direct combustion of heat – Different digesters and sizing.

Fuel cell: Classification of fuel for fuel cells – Fuel cell voltage– Efficiency – V-I characteristics.

Geothermal: Classification – Dry rock and hot aquifer – Energy analysis – Geothermal based electric power generation

Learning Outcomes:

Student should be able to

- Analyze solar radiation data, extraterrestrial radiation, and radiation on earth's surface.
- Design solar thermal collectors, solar thermal plants.
- Design solar photo voltaic systems.
- Develop maximum power point techniques in solar PV and wind energy systems.
- Explain wind energy conversion systems, wind generators, power generation.
- Explain basic principle and working of hydro, tidal, biomass, fuel cell and geothermal systems.

Text Books:

1. Solar Energy: Principles of Thermal Collection and Storage, S. P. Sukhatme and J. K. Nayak, TMH, New Delhi, 3rd Edition.
2. Renewable Energy Resources, John Twidell and Tony Weir, Taylor and Francis - second edition,2013.

Reference Books:

1. Energy Science: Principles, Technologies and Impacts, John Andrews and Nick Jelly, Oxford University Press.
2. Renewable Energy- Edited by Godfrey Boyle-oxford university.press,3rd edition,2013.
3. Handbook of renewable technology Ahmed and Zobaa, Ramesh C Bansal, World scientific, Singapore.
4. Renewable Energy Technologies /Ramesh & Kumar /Narosa.
5. Renewable energy technologies – A practical guide for beginners – Chetong Singh Solanki, PHI.
6. Non conventional energy source –B.H.khan- TMH-2nd edition.

SIGNALS & SYSTEMS

OBJECTIVES:

The main objectives of this course are given below:

- To introduce the terminology of signals and systems.
- To introduce Fourier tools through the analogy between vectors and signals.
- To introduce the concept of sampling and reconstruction of signals.
- To analyze the linear systems in time and frequency domains.
- To study z-transform as mathematical tool to analyze discrete-time signals and systems.

UNIT- I: INTRODUCTION: Definition of Signals and Systems, Classification of Signals, Classification of Systems, Operations on signals: time-shifting, time-scaling, amplitude-shifting, amplitude-scaling. Problems on classification and characteristics of Signals and Systems. Complex exponential and sinusoidal signals, Singularity functions and related functions: impulse function, step function signum function and ramp function. Analogy between vectors and signals, orthogonal signal space, Signal approximation using orthogonal functions, Mean square error, closed or complete set of orthogonal functions, Orthogonality in complex functions.

UNIT –II: FOURIER SERIES AND FOURIER TRANSFORM:

Fourier series representation of continuous time periodic signals, properties of Fourier series, Dirichlet's conditions, Trigonometric Fourier series and Exponential Fourier series, Complex Fourier spectrum. Deriving Fourier transform from Fourier series, Fourier transform of arbitrary signal, Fourier transform of standard signals, Fourier transform of periodic signals, properties of Fourier transforms, Fourier transforms involving impulse function and Signum function. Introduction to Hilbert Transform.

UNIT –III: SAMPLING THEOREM – Graphical and analytical proof for Band Limited Signals, impulse sampling, Natural and Flat top Sampling, Reconstruction of signal from its samples, effect of under sampling – Aliasing, Introduction to Band Pass sampling.

UNIT-IV: ANALYSIS OF LINEAR SYSTEMS: Linear system, impulse response, Response of a linear system, Linear time invariant (LTI) system, Linear time variant (LTV) system, Concept of convolution in time domain and frequency domain, Graphical representation of convolution, Transfer function of a LTI system. Filter characteristics of linear systems. Distortion less transmission through a system, Signal bandwidth, system bandwidth, Ideal LPF, HPF and BPF characteristics, Causality and Poly-Wiener criterion for physical realization, relationship between bandwidth and rise time.

Cross-correlation and auto-correlation of functions, properties of correlation function, Energy density spectrum, Parseval's theorem, Power density spectrum, Relation between auto correlation function and energy/power spectral density function. Relation between convolution and correlation, Detection of periodic signals in the presence of noise by correlation, Extraction of signal from noise by filtering.

UNIT –V: LAPLACE TRANSFORMS : Review of Laplace transforms, Partial fraction expansion, Inverse Laplace transform, Concept of region of convergence (ROC) for Laplace transforms, constraints on ROC for various classes of signals, Properties of L.T's, Relation

between L.T's, and F.T. of a signal. Laplace transform of certain signals using waveform synthesis.

UNIT –VI: Z–TRANSFORMS : Fundamental difference between continuous-time and discrete-time signals, discrete time signal representation using complex exponential and sinusoidal components, Periodicity of discrete time using complex exponential signal, Concept of Z- Transform of a discrete sequence. Distinction between Laplace, Fourier and Z transforms. Region of convergence in Z-Transform, constraints on ROC for various classes of signals, Inverse Z-transform, properties of Z-transforms.

TEXT BOOKS:

1. Signals, Systems & Communications - B.P. Lathi, BS Publications, 2003.
2. Signals and Systems - A.V. Oppenheim, A.S. Willsky and S.H. Nawab, PHI, 2nd Edn.
3. Signals & Systems- Narayan Iyer and K Satya Prasad, Cenage Pub.

REFERENCE BOOKS:

1. Signals & Systems - Simon Haykin and Van Veen, Wiley, 2nd Edition.
2. Principles of Linear Systems and Signals – BP Lathi, Oxford University Press, 2015
3. Signals and Systems – K Raja Rajeswari, B VisweswaraRao, PHI, 2009
4. Fundamentals of Signals and Systems- Michel J. Robert, MGH International Edition, 2008.
5. Signals and Systems – T K Rawat , Oxford University press, 2011

OUTCOMES:

At the end of this course the student will able to:

- Characterize the signals and systems and principles of vector spaces, Concept of orthogonality.
- Analyze the continuous-time signals and continuous-time systems using Fourier series, Fourier transform and Laplace transform.
- Apply sampling theorem to convert continuous-time signals to discrete-time signal and reconstruct back.
- Understand the relationships among the various representations of LTI systems
- Understand the Concepts of convolution, correlation, Energy and Power density spectrum and their relationships.
- Apply z-transform to analyze discrete-time signals and systems.

PULSE AND DIGITAL CIRCUITS OBJECTIVES

The student will be made

- To understand the concept of wave shaping circuits, Switching Characteristics of diode and transistor.
- To study the design and analysis of various Multivibrators.
- To understand the functioning of different types of time-base Generators.
- To learn the working of logic families & Sampling Gates.

UNIT I

LINEAR WAVESHAPING: High pass, low pass RC circuits, their response for sinusoidal, step, pulse, square, ramp and exponential inputs. RC network as differentiator and integrator; Attenuators, its applications in CRO probe, RL and RLC circuits and their response for step input, Ringing circuit.

UNIT II

NON-LINEAR WAVE SHAPING : Diode clippers, Transistor clippers, clipping at two independent levels, Transfer characteristics of clippers, Emitter coupled clipper; Clamping operation, clamping circuits using diode with different inputs, Clamping circuit theorem, practical clamping circuits, effect of diode characteristics on clamping voltage, Transfer characteristics of clampers.

UNIT III

SWITCHING CHARACTERISTICS OF DEVICES : Diode as a switch, piecewise linear diode characteristics, Design and analysis of Transistor as a switch, Break down voltage consideration of transistor, saturation parameters of Transistor and their variation with temperature, Design of transistor switch, transistor-switching times.

Bistable Multivibrator: Analysis And Design of Fixed Bias, Self Bias Bistable Multi Vibrator, Collector Catching Diodes, Commutating Capacitors, Triggering of Binary Circuits, Emitter Coupled Bistable Multivibrator (Schmitt Trigger).

UNIT IV

Monostable Multivibrator: Analysis and Design of Collector Coupled Monostable Multi vibrator, Triggering of Monostable Multivibrator, Applications of Monostable Multivibrator.

Astable Multivibrator: Analysis and Design of Collector Coupled Astable Multivibrator, Application of Astable Multivibrator as a Voltage to Frequency Converter.

UNIT V

VOLTAGE TIME BASE GENERATORS:

General features of a time base signal, Methods of generating time base waveform Exponential Sweep Circuits, Negative Resistance Switches, basic principles in Miller and Bootstrap time base generators, Transistor Miller time base generator, Transistor Bootstrap time base generator.

UNIT VI

LOGIC FAMILIES & SAMPLING GATES:

LOGIC FAMILIES: Diode Logic, Transistor Logic, Diode-Transistor Logic, Transistor-Transistor Logic, Emitter Coupled Logic, AOI Logic, Comparison of Logic Families.

SAMPLING GATES: Basic Operating Principles of Sampling Gates, Diode Unidirectional Sampling Gate and Two-Diode Bi-Directional Sampling Gate, Four-Diode gates, Six-Diode Gates, Reduction of Pedestal in Sampling Gates, Applications of Sampling Gates.

TEXT BOOKS:

1. Pulse, Digital and Switching Waveforms - J. Millman and H. Taub, McGraw-Hill
2. Pulse and Digital Circuits – A. Anand Kumar, PHI, 2005

REFERENCES :

1. Pulse, Digital and Switching Waveforms - J. Millman and H. Taub, Mothiki S Prakash Rao McGraw-Hill, Second Edition, 2007.
2. Solid State Pulse circuits - David A. Bell, PHI, 4th Edn., 2002
3. Pulse & Digital Circuits by Venkata Rao, K, Ramasudha K, Manmadha Rao, G., Pearson, 2010

OUTCOMES

After going through this course the student will be able to

- Design linear and non-linear wave shaping circuits.
- Apply the fundamental concepts of wave shaping for various switching and signal generating circuits.
- Design different multivibrators and time base generators.
- Utilize the non sinusoidal signals in many experimental research areas.

POWER ELECTRONICS**Preamble:**

The usage of power electronics in day to day life has increased in recent years. It is important for student to understand the fundamental principles behind all these converters. This course covers characteristics of semiconductor devices, ac/dc, dc/dc, ac/ac and dc/ac converters. The importance of using pulse width modulated techniques to obtain high quality power supply (dc/ac converter) is also discussed in detail in this course.

Learning Objectives:

- To study the characteristics of various power semiconductor devices and to design firing circuits for SCR.
- To understand the operation of single phase full-wave converters and analyze harmonics in the input current.
- To study the operation of three phase full-wave converters.
- To understand the operation of different types of DC-DC converters.
- To understand the operation of inverters and application of PWM techniques for voltage control and harmonic mitigation.
- To analyze the operation of AC-AC regulators.

UNIT-I:**Power Semi-Conductor Devices**

Thyristors–Silicon controlled rectifiers (SCR's) –Characteristics of power MOSFET and power IGBT– Basic theory of operation of SCR–Static characteristics– Turn on and turn off methods–Dynamic characteristics of SCR– Snubber circuit design– Basic requirements of gating circuits for SCR, IGBT and MOSFET.

UNIT-II:**AC-DC Single-Phase Converters**

1-phase half wave controlled rectifiers – R load and RL load with and without freewheeling diode – 1-phase full wave controlled rectifiers – center tapped configuration and bridge configuration- R load and RL load with and without freewheeling diode – continuous and discontinuous conduction – Effect of source inductance in 1-phase fully controlled bridge rectifier with continuous conduction.

UNIT-III:**AC-DC 3-Phase Converters**

3-phase half wave and Full wave uncontrolled rectifier – 3-phase half wave controlled rectifier with R and RL load – 3-phase fully controlled rectifier with R and RL load – 3-phase semi controlled rectifier with R and RL load.

UNIT-IV:**DC-DC Converters**

Analysis of Buck, boost and buck, buck-boost converters in Continuous Conduction Mode (CCM) and Discontinuous Conduction Modes (DCM) – Output voltage equations using volt-sec balance in CCM & DCM output voltage ripple & inductor current, ripple for CCM only – Principle operation of forward and fly back converters in CCM.

UNIT – V:

DC–AC Converters

1- phase halfbridge and full bridge inverters with R and RL loads – 3-phase square wave inverters – 120° conduction and 180° conduction modes of operation – PWM inverters – Quasi-square wave pulse width modulation – Sinusoidal pulse width modulation – Prevention of shoot through fault in Voltage Source Inverter (VSI) – Current Source Inverter (CSI) – Introduction to Auto Sequential Commutated Current Source Inverter (ASCCSI) .

UNIT – VI:

AC – AC Regulators.

Static V-I characteristics of TRIAC and modes of operation – 1-phase AC-AC regulator phase angle control and integrated cycle control with R and RL load – For continuous and discontinuous conduction- 3-Phase AC-AC regulators with R load only – Transformer tap changing using antiparallel Thyristors.

Learning Outcomes:

Student should be able to

- Explain the characteristics of various power semiconductor devices and analyze the static and dynamic characteristics of SCR's.
- Design firing circuits for SCR.
- Explain the operation of single phase full-wave converters and analyze harmonics in the input current.
- Explain the operation of three phase full-wave converters.
- Analyze the operation of different types of DC-DC converters.
- Explain the operation of inverters and application of PWM techniques for voltage control and harmonic mitigation.
- Analyze the operation of AC-AC regulators.

Text Books:

1. Power Electronics: Circuits, Devices and Applications – by M. H. Rashid, Prentice Hall of India, 2nd edition, 1998
2. Power Electronics: Essentials & Applications by L.Umanand, Wiley, Pvt. Limited, India, 2009

Reference Books:

1. Elements of Power Electronics–Philip T.Krein.oxford.
2. Power Electronics – by P.S.Bhimbra, Khanna Publishers.
3. Thyristorised Power Controllers – by G. K. Dubey, S. R. Doradla, A. Joshi and R. M. K.Sinha, New Age International (P) Limited Publishers, 1996.
4. Power Electronics handbook by Muhammad H.Rashid, Elsevier.
5. Power Electronics: converters, applications & design -by Nedmohan, Tore M. Undeland, Robbins by Wiley India Pvt. Ltd.
6. Power Converter Circuits -by William Shepherd, Li zhang, CRC Taylor & Francis Group.

**ELECTRICAL MACHINES – II
LABORATORY**

Learning objectives:

- To control the speed of three phase induction motors.
- To determine /predetermine the performance three phase and single phase induction motors.
- To improve the power factor of single phase induction motor .
- To predetermine the regulation of three–phase alternator by various methods, find X_d/X_q ratio of alternator and asses the performance of three–phase synchronous motor.

The following experiments are required to be conducted as compulsory experiments:

1. Brake test on three phase Induction Motor
2. No–load & Blocked rotor tests on three phase Induction motor
3. Regulation of a three –phase alternator by synchronous impedance & m.m.f. Methods
4. Regulation of three–phase alternator by Potier triangle method
5. V and Inverted V curves of a three—phase synchronous motor.
6. Determination of X_d and X_q of a salient pole synchronous machine
7. Equivalent circuit of single phase induction motor
8. Speed control of induction motor by V/f method.
9. Determination of efficiency of three phase alternator by loading with three phase induction motor.
10. Power factor improvement of single phase induction motor by using capacitors and load test on single phase induction motor.

Learning outcomes:

- Able to assess the performance of single phase and three phase induction motors.
- Able to control the speed of three phase induction motor.
- Able to predetermine the regulation of three–phase alternator by various methods.
- Able to find the X_d/X_q ratio of alternator and asses the performance of three–phase synchronous motor.

CONTROL SYSTEMS LAB

Learning Objectives:

- To impart hands on experience to understand the performance of basic control system components such as magnetic amplifiers, D.C. servo motors, A.C. Servo motors, stepper motor and potentiometer.
- To understand time and frequency responses of control system with and without controllers and compensators.

Any 10 of the following experiments are to be conducted:

1. Time response of Second order system
2. Characteristics of Synchronos
3. Programmable logic controller – characteristics of stepper motor
4. Effect of feedback on DC servo motor
5. Effect of P, PD, PI, PID Controller on a second order systems
6. Lag and lead compensation – Magnitude and phase plot
7. DC position control system
8. Transfer function of DC motor
9. Temperature controller using PID
10. Characteristics of magnetic amplifiers
11. Characteristics of AC servo motor
12. Characteristics of DC servo motor
13. Potentiometer as an error detector

Learning Outcomes

- Able to analyze the performance and working Magnetic amplifier, D.C and A.C. servo motors and synchronous motors.
- Able to design P,PI,PD and PID controllers
- Able to design lag, lead and lag–lead compensators
- Able to control the temperature using PID controller
- Able to determine the transfer function of D.C.motor
- Able to control the position of D.C servo motor performance

**ELECTRICAL MEASUREMENTS
LABORATORY**

Learning Objectives:

- To understand the correct function of electrical parameters and calibration of voltage, current, single phase and three phase power and energy, and measurement of electrical characteristics of resistance, inductance and capacitance of a circuits through appropriate methods.
- To understand testing of transformer oil.

Any 10 of the following experiments are to be conducted

1. Calibration and Testing of single phase energy Meter
2. Calibration of dynamometer wattmeter using phantom loading
3. Calibration of PMMC ammeter and voltmeter using Crompton D.C. Potentiometer
4. Measurement of resistance and Determination of Tolerance using Kelvin's double Bridge.
5. Capacitance Measurement using Schering bridge.
6. Inductance Measurement using Anderson bridge.
7. Measurement of 3 phase reactive power with single phase wattmeter for balanced loading.
8. Calibration of LPF wattmeter by direct loading.
9. Measurement of 3 phase power with single watt meter and using two C.Ts.
10. Testing of C.T. using mutual inductance method.
11. Testing of P.T. using absolute null method.
12. Dielectric oil testing using H.T test Kit.
13. Calibration of AC voltmeter and measurement of choke parameters using AC Potentiometer in polarform.
14. Measurement of Power by 3 Voltmeter and 3 Ammeter method.

Learning Outcomes:

- To be able to measure the electrical parameters voltage, current, power, energy and electrical characteristics of resistance, inductance and capacitance.
- To be able to test transformer oil for its effectiveness.
- To be able to measure the parameters of inductive coil.

INTELLECTUAL PROPERTY RIGHTS AND PATENTS

Objectives:

***To know the importance of Intellectual property rights, which plays a vital role in advanced Technical and Scientific disciplines.**

***Imparting IPR protections and regulations for further advancement, so that the students can familiarize with the latest developments.**

Unit I: Introduction to Intellectual Property Rights (IPR)

Concept of Property - Introduction to IPR – International Instruments and IPR - WIPO - TRIPS – WTO -Laws Relating to IPR - IPR Tool Kit - Protection and Regulation - Copyrights and Neighboring Rights – Industrial Property – Patents - Agencies for IPR Registration – Traditional Knowledge –Emerging Areas of IPR - Layout Designs and Integrated Circuits – Use and Misuse of Intellectual Property Rights.

Unit II: Copyrights and Neighboring Rights

Introduction to Copyrights – Principles of Copyright Protection – Law Relating to Copyrights - Subject Matters of Copyright – Copyright Ownership – Transfer and Duration – Right to Prepare Derivative Works –Rights of Distribution – Rights of Performers – Copyright Registration – Limitations – Infringement of Copyright – Relief and Remedy – Case Law - Semiconductor Chip Protection Act.

Unit III: Patents

Introduction to Patents - Laws Relating to Patents in India – Patent Requirements – Product Patent and Process Patent - Patent Search - Patent Registration and Granting of Patent - Exclusive Rights – Limitations - Ownership and Transfer — Revocation of Patent – Patent Appellate Board - Infringement of Patent – Compulsory Licensing — Patent Cooperation Treaty – New developments in Patents – Software Protection and Computer related Innovations.

Unit IV: Trademarks

Introduction to Trademarks – Laws Relating to Trademarks – Functions of Trademark – Distinction between Trademark and Property Mark – Marks Covered under Trademark Law - Trade Mark Registration – Trade Mark Maintenance – Transfer of rights - Deceptive Similarities - Likelihood of Confusion - Dilution of Ownership – Trademarks Claims and Infringement – Remedies – Passing Off Action.

Unit V: Trade Secrets

Introduction to Trade Secrets – General Principles - Laws Relating to Trade Secrets - Maintaining Trade Secret – Physical Security – Employee Access Limitation – Employee Confidentiality Agreements – Breach of Contract –Law of Unfair Competition – Trade Secret Litigation – Applying State Law.

Unit VI: Cyber Law and Cyber Crime

Introduction to Cyber Law – Information Technology Act 2000 - Protection of Online and Computer Transactions - E-commerce - Data Security – Authentication and Confidentiality - Privacy - Digital Signatures – Certifying Authorities - Cyber Crimes - Prevention and Punishment – Liability of Network Providers.

- Relevant Cases Shall be dealt where ever necessary.

Outcome:

*** IPR Laws and patents pave the way for innovative ideas which are instrumental for inventions to seek Patents.**

***Student get an insight on Copyrights, Patents and Software patents which are instrumental for further advancements.**

References:

1. Intellectual Property Rights (Patents & Cyber Law), Dr. A. Srinivas. Oxford University Press, New Delhi.
2. Deborah E.Bouchoux: Intellectual Property, Cengage Learning, New Delhi.
3. PrabhuddhaGanguli: Intellectual Property Rights, Tata Mc-Graw –Hill, New Delhi
4. Richard Stim: Intellectual Property, Cengage Learning, New Delhi.
5. Kompal Bansal &Parishit Bansal Fundamentals of IPR for Engineers, B. S. Publications (Press).
6. Cyber Law - Texts & Cases, South-Western's Special Topics Collections.
7. R.Radha Krishnan, S.Balasubramanian: Intellectual Property Rights, Excel Books. New Delhi.
8. M.Ashok Kumar and MohdIqbal Ali: Intellectual Property Rights, Serials Pub.

POWER ELECTRONIC CONTROLLERS & DRIVES

Preamble:

This course is an extension of power electronics applications to electric drives. This course covers in detail the basic and advanced speed control techniques using power electronic converters that are used in industry. It is equally important to understand the four quadrant operation of electric drives and slip power recovery schemes in induction motors.

Learning Objectives:

- To learn the fundamentals of electric drive and different electric braking methods.
- To analyze the operation of three phase converter controlled dc motors and four quadrant operation of dc motors using dual converters.
- To discuss the converter control of dc motors in various quadrants.
- To understand the concept of speed control of induction motor by using AC voltage controllers and voltage source inverters.
- To learn the principles of static rotor resistance control and various slip power recovery schemes.
- To understand the speed control mechanism of synchronous motors

UNIT-I:

Fundamentals of Electric Drives

Electric drive – Fundamental torque equation – Load torque components – Nature and classification of load torques – Steady state stability – Load equalization– Four quadrant operation of drive (hoist control) – Braking methods: Dynamic – Plugging – Regenerative methods.

UNIT-II:

Controlled Converter Fed DC Motor Drives

1-phase half and fully controlled converter fed separately and self-excited DC motor drive – Output voltage and current waveforms – Speed-torque expressions – Speed-torque characteristics — Principle of operation of dual converters and dual converter fed DC motor drives -Numerical problems.

UNIT-III:

DC-DC Converters Fed DC Motor Drives

Single quadrant – Two quadrant and four quadrant DC-DC converter fed separately excited and self-excited DC motors – Continuous current operation– Output voltage and current waveforms – Speed–torque expressions – Speed–torque characteristics –Four quadrant operation – Closed loop operation (qualitative treatment only).

UNIT-IV:

Stator side control of 3-phase Induction motor Drive

Stator voltage control using 3-phase AC voltage regulators – Waveforms –Speed torque characteristics– Variable Voltage Variable Frequency control of induction motor byPWMvoltage source inverter – Closed loop v/f control of induction motor drives (qualitative treatment only).

UNIT-V:**Rotor side control of 3-phase Induction motor Drive**

Static rotor resistance control – Slip power recovery schemes – Static Scherbius drive – Static Kramer drive – Performance and speed torque characteristics – Advantages –Applications.

UNIT-VI:**Control of Synchronous Motor Drives**

Separate control & self-control of synchronous motors – Operation of self-controlled synchronous motors by VSI– Closed Loop control operation of synchronous motor drives (qualitative treatment only).–Variable frequency control–Pulse width modulation.

Learning Outcomes:

After completion of the course, students will be able to:

- Explain the fundamentals of electric drive and different electric braking methods.
- Analyze the operation of three phase converter fed dc motors and four quadrant operations of dc motors using dual converters.
- Describe the converter control of dc motors in various quadrants of operation
- Know the concept of speed control of induction motor by using AC voltage controllers and voltage source inverters.
- Differentiate the stator side control and rotor side control of three phase induction motor..
- Explain the speed control mechanism of synchronous motors

Text Books:

1. Fundamentals of Electric Drives – by G K Dubey Narosa Publications
2. Power Semiconductor Drives, by S.B.Dewan, G.R.Slemon, A.Straughen, Wiley-India Edition.

Reference Books:

1. Electric Motors and Drives Fundamentals, Types and Applications, by Austin Hughes and Bill Drury, Newnes.
2. Thyristor Control of Electric drives – Vedam Subramanyam Tata McGraw Hill Publications.
3. Power Electronic Circuits, Devices and applications by M.H.Rashid, PHI
4. Power Electronics handbook by Muhammad H.Rashid, Elsevier.

POWER SYSTEM ANALYSIS**Preamble:**

The course is designed to give students the required knowledge for the design and analysis of electrical power grids. Calculation of power flow in a power system network using various techniques, formation of Z_{bus} and its importance are covered in this course. It also deals with short circuit analysis and analysis of power system for steady state and transient stability.

Learning Objectives:

- To development the impedance diagram (p.u) and formation of Y_{bus}
- To study the different load flow methods.
- To study the concept of the Z_{bus} building algorithm.
- To study short circuit calculation for symmetrical faults
- To study the effect of unsymmetrical faults and their effects.
- To study the rotor angle stability of power systems.

UNIT –I:**Per Unit Representation & Topology**

Per Unit Quantities–Single line diagram– Impedance diagram of a power system–Graph theory definition – Formation of element node incidence and bus incidence matrices – Primitive network representation – Formation of Y–bus matrix by singular transformation and direct inspection methods.

UNIT –II:**Power Flow Studies**

Necessity of power flow studies – Derivation of static power flow equations – Power flow solution using Gauss-Seidel Method – Newton Raphson Method (Rectangular and polar coordinates form) –Decoupled and Fast Decoupled methods – Algorithmic approach – Problems on 3–bus system only.

UNIT –III:**Z–Bus formulation**

Formation of Z–Bus: Partial network– Algorithm for the Modification of Z_{bus} Matrix for addition element for the following cases: Addition of element from a new bus to reference– Addition of element from a new bus to an old bus– Addition of element between an old bus to reference and Addition of element between two old busses (Derivations and Numerical Problems).– Modification of Z–Bus for the changes in network (Problems).

UNIT – IV:**Symmetrical Fault Analysis**

Transients on a Transmission line-Short circuit of synchronous machine(on no-load) - 3–Phase short circuit currents and reactances of synchronous machine–Short circuit MVA calculations -Series reactors – selection of reactors.

UNIT –V:

Symmetrical Components & Fault analysis

Definition of symmetrical components - symmetrical components of unbalanced three phase systems – Power in symmetrical components – Sequence impedances – Synchronous generator – Transmission line and transformers – Sequence networks –Various types of faults LG– LL– LLG and LLL on unloaded alternator–unsymmetrical faults on power system.

UNIT – VI:

Power System Stability Analysis

Elementary concepts of Steady state– Dynamic and Transient Stabilities– Description of Steady State Stability Power Limit–Transfer Reactance–Synchronizing Power Coefficient – Power Angle Curve and Determination of Steady State Stability –Derivation of Swing Equation–Determination of Transient Stability by Equal Area Criterion–Applications of Equal Area Criterion–Methods to improve steady state and transient stability.

Learning Outcomes:

- Able to draw impedance diagram for a power system network and to understand per unit quantities.
- Able to form a Y_{bus} and Z_{bus} for a power system networks.
- Able to understand the load flow solution of a power system using different methods.
- Able to find the fault currents for all types faults to provide data for the design of protective devices.
- Able to find the sequence components of currents for unbalanced power system network.
- Able to analyze the steady state, transient and dynamic stability concepts of a power system.

Text Books:

1. Power System Analysis by Grainger and Stevenson, Tata McGraw Hill.
2. Modern Power system Analysis – by I.J.Nagrath & D.P.Kothari: Tata McGraw–Hill Publishing Company, 2nd edition.

Reference Books:

1. Power System Analysis – by A.R.Bergen, Prentice Hall, Inc.
2. Power System Analysis by Hadi Saadat – TMH Edition.
3. Power System Analysis by B.R.Gupta, Wheeler Publications.
4. Power System Analysis and Design by J.Duncan Glover, M.S.Sarma, T.J.Overbye – Cengage Learning publications.

**MICROPROCESSORS AND
MICROCONTROLLERS**

Preamble:

Microprocessor and microcontroller have become important building blocks in digital electronics design. It is important for student to understand the architecture of a microprocessor and its interfacing with various modules. 8086 microprocessor architecture, programming, and interfacing is dealt in detail in this course. Interfacing, PIC, architecture, programming in C.

Learning objectives:

- To understand the organization and architecture of Micro Processor
- To understand addressing modes to access memory
- To understand 8051 micro controller architecture
- To understand the programming principles for 8086 and 8051
- To understand the interfacing of MP with IO as well as other devices
- To understand how to develop cyber physical systems

UNIT-I:

Introduction to Microprocessor Architecture

Introduction and evolution of Microprocessors– Architecture of 8086–Register Organization of 8086–Memory organization of 8086– General bus operation of 8086–Introduction to 80286–80386 and 80486 and Pentium.

UNIT-II:

Minimum and Maximum Mode Operations

Instruction set, Addressing modes– Minimum and Maximum mode operations of 8086–8086 Control signal interfacing–Read and write cycle timing diagrams.

UNIT-III:

I/O Interface

8255 PPI– Architecture of 8255–Modes of operation– Interfacing I/O devices to 8086 using 8255–Interfacing A to D converters– Interfacing D to A converters– Stepper motor interfacing– Static memory interfacing with 8086–DMA controller (8257)–Architecture– Interfacing 8257 DMA controller– Programmable Interrupt Controller (8259)–Command words and operating modes of 8259– Interfacing of 8259–Keyboard/display controller (8279)–Architecture–Modes of operation–Command words of 8279– Interfacing of 8279.

UNIT-IV:

Introduction to 8051 Micro Controller

Overview of 8051 Micro Controller– Architecture– Register set–I/O ports and Memory Organization– Interrupts–Timers and Counters–Serial Communication.

UNIT- V:

PIC Architecture

Block diagram of basic PIC 18 micro controller, registers I/O ports.

UNIT– VI:

Programming in C for PIC

Data types, I/O programming, logical operations, data conversion

Learning Outcomes:

- To be able to understand the microprocessor capability in general and explore the evaluation of microprocessors.
- To be able to understand the addressing modes of microprocessors
- To be able to understand the micro controller capability
- To be able to program mp and mc
- To be able to interface mp and mc with other electronic devices
- To be able to develop cyber physical systems

Text Books:

1. Kenneth J Ayala, “The 8051 Micro Controller Architecture, Programming and Applications”, Thomson Publishers, 2nd Edition.
2. PIC Microcontroller and Embedded Systems using Assembly and C for PIC 18, - Muhammad Ali Mazidi, RolindD.Mckinay , Danny causey -Pearson Publisher 21st Impression.

Reference Books:

1. R.S. Kaler, “ A Text book of Microprocessors and Micro Controllers”, I.K. International Publishing House Pvt. Ltd.
2. Ajay V. Deshmukh, “Microcontrollers – Theory and Applications”, Tata McGraw–Hill Companies –2005.
3. Ajit Pal, “Microcontrollers – Principles and Applications”, PHI Learning Pvt Ltd, 2011.
4. Microprocessors and Interfacing, Douglas V Hall, Mc–Graw Hill, 2nd Edition.
5. Ray and Burchandi, “Advanced Micro Processors and Interfacing”, Tata McGraw–Hill.

DATA STRUCTURES THROUGH C++**OBJECTIVES:**

- To be familiar with basic techniques of object oriented principles and exception handling using C++
- To be familiar with the concepts like Inheritance, Polymorphism
- Solve problems using data structures such as linear lists, stacks, queues, hash tables
- Be familiar with advanced data structures such as balanced search trees, AVL Trees, and B Trees.

UNIT-I: ARRAYS

Abstract Data Types and the C++ Class, An Introduction to C++ Class- Data Abstraction and Encapsulation in C++- Declaring Class Objects and Invoking Member Functions- Special Class Operations- Miscellaneous Topics- ADTs and C++Classes, The Array as an Abstract Data Type, The Polynomial Abstract Data type- Polynomial Representation- Polynomial Addition. Sparse Matrices, Introduction- Sparse Matrix Representation- Transposing a Matrix- Matrix Multiplication, Representation of Arrays.

UNIT-II: STACKS AND QUEUES

Templates in C++, Template Functions- Using Templates to Represent Container Classes, The Stack Abstract Data Type, The Queue Abstract Data Type, Subtyping and Inheritance in C++, Evaluation of Expressions, Expression- Postfix Notation- Infix to Postfix.

UNIT-III: LINKED LISTS

Single Linked List and Chains, Representing Chains in C++, Defining a Node in C++- Designing a Chain Class in C++- Pointer manipulation in C++- Chain Manipulation Operations, The Template Class Chain, Implementing Chains with Templates- Chain Iterators- Chain Operations- Reusing a Class, Circular Lists, Available Space Lists, Linked Stacks and Queues, Polynomials, Polynomial Representation- Adding Polynomials- Circular List Representation of Polynomials, Equivalence Classes, Sparse Matrices, Sparse Matrix Representation- Sparse Matrix Input- Deleting a Sparse Matrix, Doubly Linked Lists, Generalized Lists, Representation of Generalized Lists- Recursive Algorithms for Lists- Reference Counts, Shared and Recursive Lists

UNIT-IV: TREES

Introduction, Terminology, Representation of Trees, Binary Trees, The Abstract Data Type, Properties of Binary Trees, Binary Tree Representations, Binary Tree Traversal and Tree Iterators, Introduction, Inorder Traversal Preorder Traversal, Postorder Traversal, Threaded Binary Trees, Threads, Inorder Traversal of a Threaded Binary Tree, Inserting a Node into a Threaded Binary Tree, Heaps, Priority Queues, Definition of a Max Heap, Insertion into a Max Heap, Deletion from a Max Heap, Binary Search Trees, Definition, Searching a Binary Search Tree, Insertion into a Binary Search Tree, Deletion from a Binary Search Tree, Height of Binary Search Tree.

UNIT-V: GRAPHS

The Graph Abstract Data Type, Introduction, Definition, Graph Representation, Elementary Graph Operation, Depth First Search, Breadth First Search, Connected Components, Spanning Trees, Biconnected Components, Minimum Cost Spanning Trees, Kruskal S Algorithm, Prim s Algorithm Sollin' s Algorithm, Shortest Paths and Transitive Closure, Single Source/All Destination: Nonnegative Edge Cost, Single Source/All Destination: General Weights, All-Pairs Shortest Path, Transitive Closure.

UNIT-VI: SORTING

Insertion Sort, Quick Sort, Merge Sort Merging, Iterative Merge Sort, Recursive Merge Sort, Heap Sort.

OUTCOMES:

- Distinguish between procedures and object oriented programming.
- Apply advanced data structure strategies for exploring complex data structures.
- Compare and contrast various data structures and design techniques in the area of Performance.
- Implement data structure algorithms through C++. • Incorporate data structures into the applications such as binary search trees, AVL and B Trees
- Implement all data structures like stacks, queues, trees, lists and graphs and compare their Performance and trade offs

TEXT BOOKS:

1. Data structures, Algorithms and Applications in C++, S.Sahni, University Press (India) Pvt.Ltd, 2nd edition, Universities Press, Pvt. Ltd.
2. Data structures and Algorithm Analysis in C++, Mark Allen Weiss, Pearson Education. Ltd.Second, Edition.
3. Data structures and Algorithms in C++, Michael T.Goodrich, R.Tamassia and .Mount, Wiley student edition, John Wiley and Sons.

REFERENCE BOOKS:

- 1.Data structures and algorithms in C++, 3rd Edition, Adam Drozdek, Thomson
- 2.Data structures using C and C++, Langsam, Augenstein and Tanenbaum, PHI.
3. Problem solving with C++, The OOP, Fourth edition, W.Savitch, Pearson education.

UNIX AND SHELL PROGRAMMIN OPEN ELECTIVE

OBJECTIVES:

- Written technical communication and effective use of concepts and terminology.
- Facility with UNIX command syntax and semantics.
- Ability to read and understand specifications, scripts and programs.
- Individual capability in problem solving using the tools presented within the class. Students will demonstrate a mastery of the course materials and concepts within in class discussions.

UNIT-I

Introduction to unix-Brief History-What is Unix-Unix Components-Using Unix-Commands in Unix-Some Basic Commands-Command Substitution-Giving Multiple Commands.

UNIT-II

The File system –The Basics of Files-What’s in a File-Directories and File Names-Permissions-I Nodes-The Directory Hierarchy, File Attributes and Permissions-The File Command knowing the File Type-The Chmod Command Changing File Permissions-The Chown Command Changing the Owner of a File-The Chgrp Command Changing the Group of a File.

UNIT-III

Using the Shell-Command Line Structure-Met characters-Creating New Commands-Command Arguments and Parameters-Program Output as Arguments-Shell Variables- -More on I/O Redirection-Looping in Shell Programs.

UNIT-IV

Filters-The Grep Family-Other Filters-The Stream Editor Sed-The AWK Pattern Scanning and processing Language-Good Files and Good Filters.

UNIT-V

Shell Programming-Shell Variables-The Export Command-The Profile File a Script Run During Starting-The First Shell Script-The read Command-Positional parameters-The \$? Variable knowing the exit Status-More about the Set Command-The Exit Command-Branching Control Structures-Loop Control Structures-The Continue and Break Statement-The Expr Command: Performing Integer Arithmetic-Real Arithmetic in Shell Programs-The here Document(<<)-The Sleep Command-Debugging Scripts-The Script Command-The Eval Command-The Exec Command.

UNIT-VI

The Process-The Meaning-Parent and Child Processes-Types of Processes-More about Foreground and Background processes-Internal and External Commands-Process Creation-The Trap Command-The Stty Command-The Kill Command-Job Control.

OUTCOMES:

- Documentation will demonstrate good organization and readability.
- File processing projects will require data organization, problem solving and research.
- Scripts and programs will demonstrate simple effective user interfaces.
- Scripts and programs will demonstrate effective use of structured programming.
- Scripts and programs will be accompanied by printed output demonstrating completion of a test plan.
- Testing will demonstrate both black and glass box testing strategies.
- Project work will involve group participation.

TEXT BOOKS:

1. Introduction to Unix Shell Programming by M.G.Venkateshmurthy, Parson.
2. Unix programming environment by Brian W. Kernighan & Rob Pike, Pearson.

REFERENCE BOOKS:

1. Unix and shell programming by B.M. Harwani, OXFORD university press.

OOPs through Java

OBJECTIVE:

- To strengthen their problem solving ability by applying the characteristics of an object-oriented approach.
- To introduce object-oriented concepts in C++ and Java.

Programming:

1. Write a Programme that computes the simple interest and compound interest payable on principal amount (in Rs.) of loan borrowed by the customer from a bank for a given period of time (in years) at specific rate of interest. Further determine whether the bank will benefit by charging simple interest or compound interest
2. Write a Programme to calculate the fare for the passengers traveling in a bus. When a Passenger enters the bus, the conductor asks "What distance will you travel?" On knowing distance from passenger (as an approximate integer), the conductor mentions the fare to the passenger according to following criteria.
3. Write a C++ Program to illustrate Enumeration and Function Overloading
4. Write a C++ Program to illustrate Scope and Storage class
5. Implementation of ADT such as Stack and Queues
6. Write a C++ Program to illustrate the use of Constructors and Destructors and Constructor Overloading
7. Write a Program to illustrate Static member and methods
8. Write a Program to illustrate Bit fields
9. Write a Program to overload as binary operator, friend and member function
10. Write a Program to overload unary operator in Postfix and Prefix form as member and friend function
11. Write a C++ Program to illustrate Iterators and Containers
12. Write a C++ Program to illustrate function templates
13. Write a C++ Program to illustrate template class
14. Write C++ Programs and incorporating various forms of Inheritance
15. Write a C++ Program to illustrate Virtual functions
16. To write a C++ program to find the sum for the given variables using function with default arguments.
17. To write a C++ program to find the value of a number raised to its power that demonstrates a function using call by value.
18. To write a C++ program and to implement the concept of Call by Address

19. To write a program in C++ to prepare a student Record using class and object
20. To implement the concept of unary operator overloading by creating a C++ program.
21. Write a C++ program for swapping two values using function templates
22. Write a C++ program to implement a file handling concept using sequential access.

OUTCOMES:

- Explain what constitutes an object-oriented approach to programming and identify potential benefits of object-oriented programming over other approaches.
- Apply an object-oriented approach to developing applications of varying complexities

VLSI DESIGN

Objectives:

The main objectives of this course are:

- Basic characteristics of MOS transistor and examines various possibilities for configuring inverter circuits and aspects of latch-up are considered.
- Design processes are aided by simple concepts such as stick and symbolic diagrams but the key element is a set of design rules, which are explained clearly.
- Basic circuit concepts are introduced for MOS processes we can set out approximate circuit parameters which greatly ease the design process.

Outcomes:

At the end of this course the student can able to:

- Understand the properties of MOS active devices and simple circuits configured when using them and the reason for such encumbrances as ratio rules by which circuits can be interconnected in silicon.
- Know three sets of design rules with which nMOS and CMOS designs may be fabricated.
- Understand the scaling factors determining the characteristics and performance of MOS circuits in silicon.

Syllabus:

Unit-I:

Introduction and Basic Electrical Properties of MOS Circuits: Introduction to IC technology, Fabrication process: nMOS, pMOS and CMOS. I_{ds} versus V_{ds} Relationships, Aspects of MOS transistor Threshold Voltage, MOS transistor Trans, Output Conductance and Figure of Merit. nMOS Inverter, Pull-up to Pull-down Ratio for nMOS inverter driven by another nMOS inverter, and through one or more pass transistors. Alternative forms of pull-up, The CMOS Inverter, Latch-up in CMOS circuits, Bi-CMOS Inverter, Comparison between CMOS and BiCMOS technology. **(Text Book-1)**

Unit-II:

MOS and Bi-CMOS Circuit Design Processes: MOS Layers, Stick Diagrams, Design Rules and Layout, General observations on the Design rules, $2\mu\text{m}$ Double Metal, Double Poly, CMOS/BiCMOS rules, $1.2\mu\text{m}$ Double Metal, Double Poly CMOS rules, Layout Diagrams of NAND and NOR gates and CMOS inverter, Symbolic Diagrams-Translation to Mask Form.

(Text Book-1)

Unit-III:

Basic Circuit Concepts: Sheet Resistance, Sheet Resistance concept applied to MOS transistors and Inverters, Area Capacitance of Layers, Standard unit of capacitance, Some area Capacitance Calculations, The Delay Unit, Inverter Delays, Driving large capacitive loads, Propagation Delays, Wiring Capacitances, Choice of layers.

Scaling of MOS Circuits: Scaling models and scaling factors, Scaling factors for device parameters, Limitations of scaling, Limits due to sub threshold currents, Limits on logic levels and supply voltage due to noise and current density. Switch logic, Gate logic.

(Text Book-1)

Unit-IV:

Chip Input and Output circuits: ESD Protection, Input Circuits, Output Circuits and L(di/dt) Noise, On-Chip clock Generation and Distribution.

Design for Testability: Fault types and Models, Controllability and Observability, Ad Hoc Testable Design Techniques, Scan Based Techniques and Built-In Self Test techniques.

(Text Book-2)

Unit-V:

FPGA Design: FPGA design flow, Basic FPGA architecture, FPGA Technologies, FPGA families- Altera Flex 8000FPGA, Altera Flex 10FPGA, Xilinx XC4000 series FPGA, Xilinx Spartan XL FPGA, Xilinx Spartan II FPGAs, Xilinx Vertex FPGA. Case studies: FPGA Implementation of Half adder and full adder.

Introduction to synthesis: Logic synthesis, RTL synthesis, High level Synthesis.

(Reference Text Book-1)

Unit-VI:

Introduction to Low Power VLSI Design: Introduction to Deep submicron digital IC design, Low Power CMOS Logic Circuits: Overview of power consumption, Low –power design through voltage scaling, Estimation and optimisation of switching activity, Reduction of switching capacitance. Interconnect Design, Power Grid and Clock Design.

(Text Book-2)

Text Books:

1. Essentials of VLSI Circuits and Systems - Kamran Eshraghian, Douglas and A. Pucknell and Sholeh Eshraghian, Prentice-Hall of India Private Limited, 2005 Edition.
2. CMOS Digital Integrated Circuits Analysis and Design- [Sung-Mo Kang](#), [Yusuf Leblebici](#), Tata McGraw-Hill Education, 2003.

References:

1. Advanced Digital Design with the Verilog HDL, Michael D.Ciletti, Xilinx Design Series, Pearson Education
2. Analysis and Design of Digital Integrated Circuits in Deep submicron Technology, 3rd edition, David Hodges.

ROBOTICS

(Open Elective)

OBJECTIVES:

- To introduce the basic concepts, parts of robots and types of robots.
- To make the student familiar with the various drive systems for robot, sensors and their applications in robots and programming of robots.
- To discuss about the various applications of robots, justification and implementation of robot.

UNIT- I:

Introduction

Specifications of Robots- Classifications of robots – Work envelope - Flexible automation versus Robotic technology – Applications of Robots **ROBOT KINEMATICS AND DYNAMICS** Positions,

UNIT-II:

Orientations and frames, Mappings

Changing descriptions from frame to frame, Operators: Translations, Rotations and Transformations - Transformation Arithmetic - D-H Representation - Forward and inverse Kinematics Of Six Degree of Freedom Robot Arm – Robot Arm dynamics

UNIT- III:

Robot Drives and Power Transmission Systems

Robot drive mechanisms, hydraulic – electric – servomotor- stepper motor - pneumatic drives, Mechanical transmission method - Gear transmission, Belt drives, cables, Roller chains, Link - Rod systems - Rotary-to-Rotary motion conversion, Rotary-to-Linear motion conversion, Rack and Pinion drives, Lead screws, Ball Bearing screws,

UNIT -IV:

Manipulators

Construction of Manipulators, Manipulator Dynamic and Force Control, Electronic and Pneumatic manipulators

UNIT- V:

Robot End Effectors

Classification of End effectors – Tools as end effectors. Drive system for grippers- Mechanical adhesive-vacuum-magnetic-grippers. Hooks&scoops. Gripper force analysis and gripper design. Active and passive grippers.

UNIT -VI:

Path planning & Programming

Trajectory planning and avoidance of obstacles, path planning, skew motion, joint integrated motion – straight line motion-Robot languages-computer control and Robot software.

OUTCOMES:

- The Student must be able to design automatic manufacturing cells with robotic control using
- The principle behind robotic drive system, end effectors, sensor, machine vision robot Kinematics and programming.

TEXT BOOKS:

1. Deb S. R. and Deb S., "Robotics Technology and Flexible Automation", Tata McGraw Hill Education Pvt. Ltd, 2010.
2. John J. Craig, "Introduction to Robotics", Pearson, 2009.
3. Mikell P. Groover et al., "Industrial Robots - Technology, Programming and Applications", McGraw Hill, New York, 2008.

REFERENCE BOOKS:

- 1. Richard D Klafter, Thomas A Chmielewski, Michael Negin, "Robotics Engineering An Integrated Approach", Eastern Economy Edition, Prentice Hall of India Pvt. Ltd., 2006.
2. Fu K S, Gonzalez R C, Lee C.S.G, "Robotics: Control, Sensing, Vision and Intelligence", McGraw Hill, 1987

NEURAL NETWORKS AND FUZZY LOGIC

(Open Elective)

Preamble:

This course introduces the basics of Neural Networks and essentials of Artificial Neural Networks with Single Layer and Multilayer Feed Forward Networks. Also deals with Associate Memories and introduces Fuzzy sets and Fuzzy Logic system components. The Neural Network and Fuzzy Network system application to Electrical Engineering is also presented. This subject is very important and useful for doing Project Work.

Learning Objectives:

- To understand artificial neuron models.
- To understand learning methods of ANN.
- To utilize different algorithms of ANN.
- To distinguish between classical and fuzzy sets.
- To understand different modules of fuzzy controller.
- To understand applications of neural networks and fuzzy logic.

Unit – I: Introduction to Neural Networks

Introduction, Humans and Computers, Organization of the Brain, Biological Neuron, Biological and Artificial Neuron Models, Hodgkin-Huxley Neuron Model, Integrate-and-Fire Neuron Model, Spiking Neuron Model, Characteristics of ANN, McCulloch-Pitts Model, Historical Developments, Potential, Applications of ANN.

Unit- II: Essentials of Artificial Neural Networks

Artificial Neuron Model, Operations of Artificial Neuron, Types of Neuron Activation Function, ANN Architectures, Classification Taxonomy of ANN – Connectivity, Neural Dynamics (Activation and Synaptic), Learning Strategy (Supervised, Unsupervised, Reinforcement), Learning Rules, Types of Application

Unit–III:

Multilayer feed forward Neural Networks

Credit Assignment Problem, Generalized Delta Rule, Derivation of Back propagation (BP) Training, Summary of Backpropagation Algorithm, Kolmogorov Theorem, Learning Difficulties and Improvements, Radial Basis Function (RBF) Neural Network – Kohonen Self Organising feature Map (KSOM).

Associative Memories

Bidirectional Associative Memories (BAM)-Architecture of Hopfield Network: Discrete and Continuous versions, Storage and Recall Algorithm, Stability Analysis, Capacity of the Hopfield Network, Summary and Discussion of Instance/Memory Based Learning Algorithms, Applications.

Unit – IV: Classical & Fuzzy Sets

Introduction to classical sets - properties, Operations and relations; Fuzzy sets, Membership, Uncertainty, Operations, properties, fuzzy relations, cardinalities, membership functions.

UNIT V: Fuzzy Logic Modules

Fuzzification, Membership value assignment, development of rule base and decision making system, Defuzzification to crisp sets, Defuzzification methods.

UNIT VI: Applications

Neural network applications: Process identification, control, fault diagnosis and load forecasting.

Fuzzy logic applications: Load frequency control and Fuzzy classification.

Learning Outcomes:

Students should able to:

- Know different models of artificial neuron.
- Use learning methods of ANN.
- Use different paradigms of ANN.
- Classify between classical and fuzzy sets.
- Use different modules of Fuzzy logic controller.
- Apply Neural Networks and fuzzy logic for real-time applications.

Text Book:

1. Neural Networks, Fuzzy logic, Genetic algorithms: synthesis and applications by RajasekharanandRai – PHI Publication.
2. Introduction to Neural Networks using MATLAB 6.0 - S.N.Sivanandam, S.Sumathi, S.N.Deepa, TMH,2006

Reference Book:

1. Neural Networks – James A Freeman and Davis Skapura, Pearson Education, 2002.
2. Neural Networks – Simon Hakens , Pearson Education
3. Neural Engineering by C.Eliasmith and CH.Anderson, PHI
4. Neural Networks and Fuzzy Logic System by Bart Kosko, PHI Publications.

ENERGY AUDIT, CONSERVATION & MANAGEMENT (Open Elective)

Preamble:

This is an open elective course developed to cater the current needs of the industry. This course covers topics such as energy conservation act and energy conservation. It also covers energy efficient lighting design. The student will learn power factor improvement techniques, energy efficiency in HVAC systems. In addition The economic aspects such as payback period calculations, life cycle costing analysis is covered in this course.

Learning Objectives:

- To understand energy efficiency, scope, conservation and technologies.
- To design energy efficient lighting systems.
- To estimate/calculate power factor of systems and propose suitable compensation techniques.
- To understand energy conservation in HVAC systems.
- To calculate life cycle costing analysis and return on investment on energy efficient technologies.

Unit-I:

Basic Principles of Energy Audit and management

Energy audit – Definitions – Concept – Types of audit – Energy index – Cost index – Pie charts – Sankey diagrams – Load profiles – Energy conservation schemes and energy saving potential – Numerical problems – Principles of energy management – Initiating, planning, controlling, promoting, monitoring, reporting – Energy manager – Qualities and functions – Language – Questionnaire – Check list for top management.

Unit-II:

Lighting

Modification of existing systems – Replacement of existing systems – Priorities: Definition of terms and units – Luminous efficiency – Polar curve – Calculation of illumination level – Illumination of inclined surface to beam – Luminance or brightness – Types of lamps – Types of lighting – Electric lighting fittings (luminaries) – Flood lighting – White light LED and conducting Polymers – Energy conservation measures.

Unit-III:

Power Factor and energy instruments

Power factor – Methods of improvement – Location of capacitors – Power factor with non linear loads – Effect of harmonics on Power factor – Numerical problems. Energy Instruments – Watt-hour meter – Data loggers – Thermocouples – Pyrometers – Lux meters – Tong testers – Power analyzer.

Unit-IV:

Space Heating and Ventilation

Ventilation – Air-Conditioning (HVAC) and Water Heating: Introduction – Heating of buildings – Transfer of Heat-Space heating methods – Ventilation and air-conditioning – Insulation-Cooling load – Electric water heating systems – Energy conservation methods.

Unit-V

Economic Aspects and Financial Analysis

Understanding energy cost - Economics Analysis – Depreciation Methods – Time value of money – Rate of return – Present worth method – Replacement analysis – Life cycle costing analysis – Energy efficient motors (basic concepts) – Economics of energy efficient motors and systems.

Unit–VI:

Computation of Economic Aspects

Need of investment, appraisal and criteria - Calculation of simple payback period–Return on investment – Net present value – Internal rate of return – numerical examples – Power factor correction – Lighting – Applications of life cycle costing analysis – Return on investment – Numerical examples.

Learning Outcomes:

Student will be able to

- Explain energy efficiency, conservation and various technologies.
- Design energy efficient lighting systems.
- Calculate power factor of systems and propose suitable compensation techniques.
- Explain energy conservation in HVAC systems.
- Calculate life cycle costing analysis and return on investment on energy efficient technologies.

Text Books:

1. Hand Book of Energy Audit by Sonal Desai- Tata McGraw hill
2. Energy efficient electric motors by John .C. Andreas, Marcel Dekker Inc Ltd–2nd edition, 1995

Reference Books:

1. Energy management by W.R. Murphy & G. McKay Butter worth, Elsevier publications. 2012
2. Electric Energy Utilization and Conservation by S C Tripathy, Tata McGraw hill publishing company Ltd. New Delhi.
3. Energy management by Paul o' Callaghan, Mc–Graw Hill Book company–1st edition, 1998.
4. Energy management hand book by W.C.Turner, John wiley and sons.
5. Energy management and conservation –k v Sharma and pvenkataseshaiiah-I K International Publishing House pvt.ltd,2011.
6. http://www.energymanagertraining.com/download/Gazette_of_IndiaPartIIsecI-37_25-08-2010.pdf

III Year – II SEMESTER

L	T	P	C
0	0	3	2

POWER ELECTRONICS LAB

Learning objectives:

- To study the characteristics of various power electronic devices and analyze firing circuits and commutation circuits of SCR.
- To analyze the performance of single-phase and three-phase full-wave bridge converters with both resistive and inductive loads.
- To understand the operation of AC voltage regulator with resistive and inductive loads.
- To understand the working of Buck converter, Boost converter and inverters.

Any 10 of the Following Experiments are to be conducted

1. Study of Characteristics of Thyristor, MOSFET & IGBT.
2. Design and development of a firing circuit for Thyristor.
3. Design and development of gate drive circuits for IGBT.
4. Single -Phase Half controlled converter with R and RL load
5. Single -Phase fully controlled bridge converter with R and RL loads
6. Single -Phase AC Voltage Regulator with R and RL Loads
7. Single -Phase square wave bridge inverter with R and RL Loads
8. Three- Phase fully controlled converter with RL-load.
9. Design and verification of voltages gain of Boost converter in Continuous Conduction Mode(CCM) and Discontinuous Conduction Mode(DCM).
10. Design and verification of voltages ripple in buck converter in CCM operation.
11. Single -phase PWM inverter with sine triangle PWM technique.
12. 3-phase AC-AC voltage regulator with R-load.

Learning outcomes:

- Able to study the characteristics of various power electronic devices and analyze gate drive circuits of IGBT.
- Able to analyze the performance of single-phase and three-phase full-wave bridge converters with both resistive and inductive loads.
- Able to understand the operation of single phase AC voltage regulator with resistive and inductive loads.
- Able to understand the working of Buck converter, Boost converter, single-phase square wave inverter and PWM inverter.

MICRO MPROCESSORS AND MICRO CONTROLLERS LAB

Learning Objectives:

- To study programming based on 8086 microprocessor and 8051 microcontroller.
- To study 8086 microprocessor based ALP using arithmetic, logical and shift operations.
- To study to interface 8086 with I/O and other devices.
- To study parallel and serial communication using 8051 & PIC 18 micro controllers.

Any 10 of the following experiments are to be conducted:

I. Microprocessor 8086 & Microcontroller 8051

Introduction to MASM/TASM.

1. Arithmetic operation – Multi byte addition and subtraction, multiplication and division – Signed and unsigned arithmetic operation, ASCII – Arithmetic operation.
2. Logic operations – Shift and rotate – Converting packed BCD to unpacked BCD, BCD to ASCII conversion.
3. By using string operation and Instruction prefix: Move block, Reverse string Sorting, Inserting, Deleting, Length of the string, String comparison.
4. Interfacing 8255–PPI
5. Interfacing 8259 – Interrupt Controller.
6. Interfacing 8279 – Keyboard Display.
7. Stepper motor control using 8253/8255.
8. Reading and Writing on a parallel port using 8051
9. Timer in different modes using 8051
10. Serial communication implementation using 8051
11. Understanding three memory areas of 00 – FF Using 8051 external interrupts.
12. Interface PIC 18 with an optoisolator
13. Interface PIC 18 with a DC motor

Learning Outcomes:

- Will be able to write assembly language program using 8086 micro based on arithmetic, logical, and shift operations.
- Will be able to interface 8086 with I/O and other devices.
- Will be able to do parallel and serial communication using 8051 & PIC 18 micro controllers.

DATASTRUCTURES THROUGH C LAB

OBJECTIVES:

- To develop skills to design and analyze simple linear and non linear data structures
- To Strengthen the ability to identify and apply the suitable data structure for the given real world problem
- To Gain knowledge in practical applications of data structures

List of Experiments:

1. Implementation of Singly linked list.
2. Implementation of Doubly linked list.
3. Implementation of Multistack in a Single Array.
4. Implementation of Circular Queue
5. Implementation of Binary Search trees.
6. Implementation of Hash table.
7. Implementation of Heaps.
8. Implementation of Breadth First Search Techniques.
9. Implementation of Depth First Search Techniques.
10. Implementation of Prim's Algorithm.
11. Implementation of Dijkstra's Algorithm.
12. Implementation of Kruskal's Algorithm
13. Implementation of MergeSort
14. Implementation of Quick Sort
15. Implementation of Data Searching using divides and conquers technique

OUTCOMES:

At the end of this lab session, the student will

- Be able to design and analyze the time and space efficiency of the data structure
- Be capable to identify the appropriate data structure for given problem
- Have practical knowledge on the application of data structures

III Year - II Semester

L	T	P	C
0	3	0	0

PROFESSIONAL ETHICS AND HUMAN VALUES

Course Objectives:

***To give basic insights and inputs to the student to inculcate Human values to grow as a responsible human beings with proper personality.**

***Professional Ethics instills the student to maintain ethical conduct and discharge their professional duties.**

UNIT I: Human Values:

Morals, Values and Ethics – Integrity – Trustworthiness - Work Ethics – Service Learning – Civic Virtue – Respect for others – Living Peacefully – Caring – Sharing – Honesty – Courage – Value Time – Co-operation – Commitment – Empathy – Self-confidence – Spirituality- Character.

UNIT II: Principles for Harmony:

Truthfulness – Customs and Traditions -Value Education – Human Dignity – Human Rights – Fundamental Duties - Aspirations and Harmony (I, We & Nature) – Gender Bias - Emotional Intelligence – Salovey – Mayer Model – Emotional Competencies – Conscientiousness.

UNIT III: Engineering Ethics and Social Experimentation:

History of Ethics - Need of Engineering Ethics - Senses of Engineering Ethics- Profession and Professionalism —Self Interest - Moral Autonomy – Utilitarianism – Virtue Theory - Uses of Ethical Theories - Deontology- Types of Inquiry –Kohlberg’s Theory - Gilligan’s Argument –Heinz’s Dilemma - Comparison with Standard Experiments — Learning from the Past –Engineers as Managers – Consultants and Leaders – Balanced Outlook on Law - Role of Codes – Codes and Experimental Nature of Engineering.

UNIT IV: Engineers’ Responsibilities towards Safety and Risk:

Concept of Safety - Safety and Risk – Types of Risks – Voluntary v/sInvoluntary Risk – Consequences - Risk Assessment – Accountability – Liability - Reversible Effects - Threshold Levels of Risk - Delayed v/sImmediate Risk - Safety and the Engineer – Designing for Safety – Risk-Benefit Analysis-Accidents.

UNIT V: Engineers’ Duties and Rights:

Concept of Duty - Professional Duties – Collegiality - Techniques for Achieving Collegiality – Senses of Loyalty - Consensus and Controversy - Professional and Individual Rights – Confidential and Proprietary Information - Conflict of Interest-Ethical egoism - Collective Bargaining – Confidentiality - Gifts and Bribes - Problem solving-Occupational Crimes-Industrial Espionage- Price Fixing-Whistle Blowing.

UNIT VI: Global Issues:

Globalization and MNCs –Cross Culture Issues - Business Ethics – Media Ethics - Environmental Ethics – Endangering Lives - Bio Ethics - Computer Ethics - War Ethics – Research Ethics -Intellectual Property Rights.

- Related Cases Shall be dealt where ever necessary.

Outcome:

***It gives a comprehensive understanding of a variety issues that are encountered by every professional in discharging professional duties.**

***It provides the student the sensitivity and global outlook in the contemporary world to fulfill the professional obligations effectively.**

References:

1. Professional Ethics by R. Subramaniam – Oxford Publications, New Delhi.
2. Ethics in Engineering by Mike W. Martin and Roland Schinzinger - Tata McGraw-Hill – 2003.
3. Professional Ethics and Morals by Prof.A.R.Aryasri, DharanikotaSuyodhana - Maruthi Publications.
4. Engineering Ethics by Harris, Pritchard and Rabins, Cengage Learning, New Delhi.
5. Human Values & Professional Ethics by S. B. Gogate, Vikas Publishing House Pvt. Ltd., Noida.
6. Engineering Ethics & Human Values by M.Govindarajan, S.Natarajan and V.S.SenthilKumar-PHI Learning Pvt. Ltd – 2009.
7. Professional Ethics and Human Values by A. Alavudeen, R.Kalil Rahman and M. Jayakumaran – University Science Press.
8. Professional Ethics and Human Values by Prof.D.R.Kiran-Tata McGraw-Hill - 2013
9. Human Values And Professional Ethics by Jayshree Suresh and B. S. Raghavan, S.Chand Publications

UTILIZATION OF ELECTRICAL ENERGY

Preamble:

This course primarily deals with utilization of electrical energy generated from various sources. It is important to understand the technical reasons behind selection of motors for electric drives based on the characteristics of loads. Electric heating, welding and illumination are some important loads in the industry in addition to motor/drives. Another major share of loads is taken by Electric Traction. Utilization of electrical energy in all the above loads is discussed in detail in this course. Demand side management concepts are also introduced as a part of this course.

Learning objectives:

- To understand the operating principles and characteristics of traction motors with respect to speed, temperature, loading conditions.
- To acquaint with the different types of heating and welding techniques.
- To study the basic principles of illumination and its measurement.
- To understand different types of lightning system including design.
- To understand the basic principle of electric traction including speed–time curves of different traction services.
- To understand the method of calculation of various traction system for braking, acceleration and other related parameters, including demand side management of energy.

UNIT – I:

Selection of Motors

Choice of motor, type of electric drives, starting and running characteristics–Speed control–Temperature rise–Applications of electric drives–Types of industrial loads–continuous–Intermittent and variable loads–Load equalization.

UNIT – II:

Electric Heating

Advantages and methods of electric heating–Resistance heating induction heating and dielectric heating – Arc furnaces – Direct and indirect arc furnaces

Electric Welding

Electric welding–Resistance and arc welding–Electric welding equipment–Comparison between AC and DC Welding

UNIT – III:

Illumination fundamentals

Introduction, terms used in illumination–Laws of illumination–Polar curves–Integrating sphere–Lux meter–Discharge lamps, MV and SV lamps – Lumen or flux method of calculation - Sources of light.

UNIT – IV:

Various Illumination Methods

Comparison between tungsten filament lamps and fluorescent tubes–Basic principles of light control– Types and design of lighting and flood lighting–LED lighting, principle of operation, street lighting and domestic lighting – Conservation of energy.

UNIT – V:

Electric Traction – I

System of electric traction and track electrification– Review of existing electric traction systems in India– Special features of traction motor– Mechanics of train movement–Speed–time curves for different services – Trapezoidal and quadrilateral speed time curves-High speed transportation trains.

UNIT – VI:

Electric Traction – II

Calculations of tractive effort– power –Specific energy consumption for given run–Effect of varying acceleration and braking retardation–Adhesive weight and braking, retardation adhesive weight and coefficient of adhesion–Principles of energy efficient motors-Modern traction motors.

Learning Outcomes:

- Able to identify a suitable motor for electric drives and industrial applications
- Able to identify most appropriate heating or welding techniques for suitable applications.
- Able to understand various level of illuminosity produced by different illuminating sources.
- Able to estimate the illumination levels produced by various sources and recommend the most efficient illuminating sources and should be able to design different lighting systems by taking inputs and constraints in view.
- Able to determine the speed/time characteristics of different types of traction motors.
- Able to estimate energy consumption levels at various modes of operation.

Text Books:

1. Utilization of Electric Energy – by E. Openshaw Taylor, Orient Longman.
2. Art & Science of Utilization of electrical Energy – by Partab, DhanpatRai& Sons.

Reference Books:

1. Utilization of Electrical Power including Electric drives and Electric traction – by N.V.Suryanarayana, New Age International (P) Limited, Publishers, 1996.
2. Generation, Distribution and Utilization of electrical Energy – by C.L. Wadhwa, New Age International (P) Limited, Publishers, 1997.

LINEAR IC APPLICATIONS**OBJECTIVES**

- To understand the basic operation & performance parameters of differential amplifiers.
- To understand & learn the measuring techniques of performance parameters of OP-AMP
- To learn the linear and non-linear applications of operational amplifiers.
- To understand the analysis & design of different types of active filters using opamps
- To learn the internal structure, operation and applications of different analog ICs
- To Acquire skills required for designing and testing integrated circuits

UNIT I

INTEGRATED CIRCUITS: Differential Amplifier- DC and AC analysis of Dual input Balanced output Configuration, Properties of other differential amplifier configuration (Dual Input Unbalanced Output, Single Ended Input – Balanced/ Unbalanced Output), DC Coupling and Cascade Differential Amplifier Stages, Level translator.

UNIT II

Characteristics of OP-Amps, Integrated circuits-Types, Classification, Package Types and Temperature ranges, Power supplies, Op-amp Block Diagram, ideal and practical Op-amp Specifications, DC and AC characteristics, 741 op-amp & its features, Op-Amp parameters & Measurement, Input & Out put Off set voltages & currents, slew rate, CMRR, PSRR, drift, Frequency Compensation techniques.

UNIT III

LINEAR and NON-LINEAR APPLICATIONS OF OP-AMPS: Inverting and Non-inverting amplifier, Integrator and differentiator, Difference amplifier, Instrumentation amplifier, AC amplifier, V to I, I to V converters, Buffers. Non- Linear function generation, Comparators, Multivibrators, Triangular and Square wave generators, Log and Anti log Amplifiers, Precision rectifiers.

UNIT IV

ACTIVE FILTERS, ANALOG MULTIPLIERS AND MODULATORS: Design & Analysis of Butterworth active filters – 1st order, 2nd order LPF, HPF filters. Band pass, Band reject and all pass filters.
Four Quadrant Multiplier, IC 1496, Sample & Hold circuits.

UNIT V

TIMERS & PHASE LOCKED LOOPS: Introduction to 555 timer, functional diagram, Monostable and Astable operations and applications, Schmitt Trigger; PLL - introduction, block schematic, principles and description of individual blocks, 565 PLL, Applications of PLL – frequency multiplication, frequency translation, AM, FM & FSK demodulators. Applications of VCO (566).

UNIT VI

DIGITAL TO ANALOG AND ANALOG TO DIGITAL CONVERTERS: Introduction, basic DAC techniques, weighted resistor DAC, R-2R ladder DAC, inverted R-2R DAC, and IC 1408 DAC, Different types of ADCs – parallel Comparator type ADC, counter type ADC, successive approximation ADC and dual slope ADC. DAC and ADC Specifications, Specifications AD 574 (12 bit ADC).

TEXT BOOKS:

1. Linear Integrated Circuits – D. Roy Choudhury, New Age International (p) Ltd, 2nd Edition,2003.
2. Op-Amps & Linear ICs - Ramakanth A. Gayakwad, PHI,1987.
- 3.Operational Amplifiers–C.G. Clayton, Butterworth & Company Publ. Ltd./Elsevier, 1971

REFERENCES :

1. Operational Amplifiers & Linear Integrated Circuits –Sanjay Sharma ;SK Kataria &Sons;2nd Edition,2010
2. Design with Operational Amplifiers & Analog Integrated Circuits – Sergio Franco, McGraw Hill, 1988.
3. OP AMPS and Linear Integrated Circuits concepts and Applications, James M Fiore, Cenage Learning India Ltd.
4. Operational Amplifiers & Linear Integrated Circuits–R.F.Coughlin & Fredrick Driscoll, PHI, 6th Edition.
5. Operational Amplifiers & Linear ICs – David A Bell, Oxford Uni. Press, 3rd Edition

OUTCOMES

- Design circuits using operational amplifiers for various applications.
- Analyze and design amplifiers and active filters using Op-amp.
- Diagnose and trouble-shoot linear electronic circuits.
- Understand the gain-bandwidth concept and frequency response of the amplifier configurations.
- Understand thoroughly the operational amplifiers with linear integrated circuits.

POWER SYSTEM OPERATION AND CONTROL**Preamble:**

This subject deals with Economic operation of Power Systems, Hydrothermal scheduling and modeling of turbines, generators and automatic controllers. It emphasizes on single area and two area load frequency control and reactive power control.

Learning Objectives:

- To understand optimal dispatch of generation with and without losses.
- To study the optimal scheduling of hydro thermal systems.
- To study the optimal unit commitment problem.
- To study the load frequency control for single area system with and without controllers
- .To study the load frequency control for two area system with and without controllers
- To understand the reactive power control and compensation of transmission lines.

UNIT-I:**Economic Operation of Power Systems**

Optimal operation of Generators in Thermal power stations, – Heat rate curve – Cost Curve – Incremental fuel and Production costs – Input–output characteristics – Optimum generation allocation with line losses neglected – Optimum generation allocation including the effect of transmission line losses – Loss Coefficients – General transmission line loss formula.

UNIT-II:**Hydrothermal Scheduling**

Optimal scheduling of Hydrothermal System: Hydroelectric power plant models – Scheduling problems – Short term hydrothermal scheduling problem.

UNIT-III:**Unit Commitment**

Optimal unit commitment problem – Need for unit commitment – Constraints in unit commitment – Cost function formulation – Solution methods – Priority ordering – Dynamic programming.

UNIT-IV:**Load Frequency Control-I**

Modeling of steam turbine – Generator – Mathematical modeling of speed governing system – Transfer function – Modeling of Hydro turbine –Necessity of keeping frequency constant – Definitions of Control area – Single area control system – Block diagram representation of an isolated power system – Steady state analysis – Dynamic response – Uncontrolled case. Proportional plus Integral control of single area and its block diagram representation – Steady state response.

UNIT-V:**Load Frequency Control-II**

Block diagram development of Load Frequency Control of two area system uncontrolled case and controlled case. Tie-line bias control. Load Frequency Control and Economic dispatch control.

UNIT–VI:

Reactive Power Control

Overview of Reactive Power control – Reactive Power compensation in transmission systems – Advantages and disadvantages of different types of compensating equipment for transmission systems – Load compensation – Specifications of load compensator – Uncompensated and compensated transmission lines: Shunt and series compensation – Need for FACTS controllers.

Learning Outcomes:

- Able to compute optimal scheduling of Generators.
- Able to understand hydrothermal scheduling.
- Understand the unit commitment problem.
- Able to understand importance of the frequency.
- Understand importance of PID controllers in single area and two area systems.
- Will understand reactive power control and compensation for transmission line.

Text Books:

1. Electric Energy systems Theory – by O.I.Elgerd, Tata McGraw–hill Publishing Company Ltd., Second edition.
2. Modern Power System Analysis – by I.J.Nagrath&D.P.Kothari Tata McGraw Hill Publishing Company Ltd, 2nd edition.

Reference Books:

1. Power System Analysis and Design by J.Duncan Glover and M.S.Sarma., Thompson, 3rdEdition.
2. Power System Analysis by Grainger and Stevenson, Tata McGraw Hill.
3. Power System Analysis by HadiSaadat – TMH Edition.
4. Power System stability & control, PrabhaKundur, TMH

SWITCHGEAR AND PROTECTION

Preamble:

In order to supply power from generating end to receiving end several equipments are connected in to the system. In order to protect the equipments and components against various operating conditions and over voltages protective devices are required to be installed in the system. Topics specified in this subject deal with various types of protective equipments and their working principle including limitations etc.

Learning objectives:

- To provide the basic principles and operation of various types of circuit breakers.
- To study the classification, operation and application of different types of electromagnetic protective relays.
- To explain protective schemes, for generator and transformers.
- To impart knowledge of various protective schemes used for feeders and bus bars.
- To explain the principle and operation of different types of static relays.
- To study different types of over voltages in a power system and principles of different protective schemes for insulation co-ordination.

UNIT-I:

Circuit Breakers

Miniature Circuit Breaker(MCB)– Elementary principles of arc interruption– Restriking Voltage and Recovery voltages– Restriking phenomenon - RRRV– Average and Max. RRRV– Current chopping and Resistance switching– Introduction to oil circuit breakers– Description and operation of Air Blast– Vacuum and SF₆ circuit breakers– CB ratings and specifications– Concept of Auto reclosing.

UNIT-II:

Electromagnetic Protection

Relay connection – Balanced beam type attracted armature relay - induction disc and induction cup relays–Torque equation - Relays classification–Instantaneous– DMT and IDMT types– Applications of relays: Over current and under voltage relays– Directional relays– Differential relays and percentage differential relays– Universal torque equation– Distance relays: Impedance– Reactance– Mho and offset mho relays– Characteristics of distance relays and comparison.

UNIT-III:

Generator Protection

Protection of generators against stator faults– Rotor faults and abnormal conditions– restricted earth fault and inter turn fault protection– Numerical examples.

Transformer Protection

Protection of transformers: Percentage differential protection– Design of CT's ratio– Buchholz relay protection–Numerical examples.

UNIT-IV:

Feeder and Bus bar Protection

Protection of lines: Over current Protection schemes – PSM,TMS - Numerical examples - Carrier current and three zone distance relay using impedance relays–Protection of bus bars by using Differential protection.

UNIT-V:**Static and Digital Relays**

Static relays: Static relay components– Static over current relays– Static distance relay– Micro processor based digital relays

UNIT-VI:**Protection against over voltage and grounding**

Generation of over voltages in power systems– Protection against lightning over voltages– Valve type and zinc oxide lightning arresters– Insulation coordination– BIL– impulse ratio– Standard impulse test wave– volt-time characteristics– Grounded and ungrounded neutral systems–Effects of ungrounded neutral on system performance– Methods of neutral grounding: Solid–resistance–Reactance–Arcing grounds and grounding Practices.

Learning Outcomes:

- Able to understand the principles of arc interruption for application to high voltage circuit breakers of air, oil, vacuum, SF₆ gas type.
- Ability to understand the working principle and operation of different types of electromagnetic protective relays.
- Students acquire knowledge of faults and protective schemes for high power generator and transformers.
- Improves the ability to understand various types of protective schemes used for feeders and bus bar protection.
- Able to understand different types of static relays and their applications.
- Able to understand different types of over voltages and protective schemes required for insulation co-ordination.

Text Books:

1. Power System Protection and Switchgear by Badari Ram and D.N Viswakarma, TMH Publications
2. Power system protection- Static Relays with microprocessor applications.by T.S.MadhavaRao, TMH

Reference Books:

1. Fundamentals of Power System Protection by Paithankar and S.R. Bhide., PHI, 2003.
2. Art & Science of Protective Relaying – by C R Mason, Wiley Eastern Ltd.
3. Protection and SwitchGear by Bhavesh Bhalja, R.P. Maheshwari, Nilesh G. Chothani, Oxford University Press, 2013

IV Year – I SEMESTER

L	T	P	C
4	0	0	3

**ELECTRICAL MACHINE MODELING
& ANALYSIS
(Elective-I)**

Preamble:

Electrical Motor is one of the main components of electrical drive. So, in order to develop control strategies for electrical motor drives, it is very essential to have complete knowledge on modeling of electrical machines.

Learning Objectives

- Establish unified theory of rotating machines.
- To understand the concept of phase transformation.
- Analyze different electrical machines for improved performance through modification of their characteristics.
- Develop concepts on mathematical modeling of electrical machines.

UNIT – I

Basic concepts of Modeling

Basic Two-pole Machine representation of Commutator machines, 3-phase synchronous machine with and without damper bars and 3-phase induction machine, Kron's primitive Machine-voltage, current and Torque equations.

UNIT – II

DC Machine Modeling

Mathematical model of separately excited D.C motor – Steady State analysis-Transient State analysis-Sudden application of Inertia Load-Transfer function of Separately excited D.C Motor- Mathematical model of D.C Series motor, Shunt motor-Linearization Techniques for small perturbations.

UNIT- III

Reference frame theory & Modeling of single phase Induction Machines

Linear transformation-Phase transformation - three phase to two phase transformation (abc to dq0) and two phase to three phase transformation dq0 to abc -Power equivalence- Mathematical modeling of single phase induction machines.

UNIT – IV

Modeling of three phase Induction Machine

Generalized model in arbitrary reference frame-Electromagnetic torque-Derivation of commonly used Induction machine models- Stator reference frame model-Rotor reference frame model-Synchronously rotating reference frame model-state space model with flux linkages as variables.

UNIT – V

Modeling of Synchronous Machine

Synchronous machine inductances-voltage equations in the rotor's dq0 reference frame-electromagnetic torque-current in terms of flux linkages-three synchronous machine model.

UNIT –IV

Modeling of Special Machines

Modeling of PM Synchronous motor, modeling of BLDC motor, modeling of Switched Reluctance motor.

Learning Outcomes:

After completion of this course, students will be able to

- Develop modeling of dc machine
- Apply mathematical modeling concepts to 3-phase Induction machines
- Design control strategies based on dynamic modeling of 3-ph Induction machines and 3-phase synchronous machine.
- Analyze BLDC Machine and switched reluctance machine based on mathematical modeling of BLDCM and SRM.

Text Books:

1. Generalized theory of Electrical Machinery –P.S.Bimbra- Khanna Publishers.
2. Electric Motor Drives - Modeling, Analysis& control -R.Krishnan- Pearson Publications- 1st edition -2002.

Reference Books:

1. Analysis of Electrical Machinery and Drive systems – P.C.Krause, OlegWasynczuk, Scott D.Sudhoff – Second Edition-IEEE Press.
2. Dynamic simulation of Electric machinery using Matlab / Simulink –CheeMunOng-PHI.
3. Modern Power Electronics and AC Drives-B.K. Bose - PHI

ADVANCED CONTROL SYSTEMS

Preamble:

This subject aims to study state space, describing function, phase plane and stability analysis including controllability and observability. It also deals with modern control and optimal control systems.

Learning Objectives:

- Review of the state space representation of a control system: Formulation of different models from the signal flow graph, diagonalization.
- To introduce the concept of controllability and observability. Design by pole placement technique.
- Analysis of a nonlinear system using Describing function approach and Phase plane analysis.
- The Lyapunov's method of stability analysis of a system.
- Formulation of Euler Lagrange equation for the optimization of typical functionals and solutions.
- Formulation of linear quadratic optimal regulator (LQR) problem by parameter adjustment and solving Riccati equation.

UNIT – I:

State space analysis

State Space Representation – Solution of state equation – State transition matrix, –Canonical forms – Controllable canonical form – Observable canonical form, Jordan Canonical Form.

UNIT – II:

Controllability, observability and design of pole placement

Tests for controllability and observability for continuous time systems – Time varying case – Minimum energy control – Time invariant case – Principle of duality – Controllability and observability from Jordan canonical form and other canonical forms – Effect of state feedback on controllability and observability – Design of state feedback control through pole placement.

UNIT – III:

Describing function analysis

Introduction to nonlinear systems, Types of nonlinearities, describing functions, Introduction to phase–plane analysis.

UNIT–IV:

Stability analysis

Stability in the sense of Lyapunov – Lyapunov's stability and Lyapunov's instability theorems – Direct method of Lyapunov for the linear and nonlinear continuous time autonomous systems.

UNIT–V:

Calculus of variations

Minimization of functional of single function – Constrained minimization – Minimum principle – Control variable inequality constraints – Control and state variable inequality constraints – Euler Lagrange equation.

UNIT –VI:

Optimal control

Linear Quadratic Optimal Regulator (LQR) problem formulation – Optimal regulator design by parameter adjustment (Lyapunov method) – Optimal regulator design by Continuous Time Algebraic Riccati equation (CARE) - Optimal controller design using LQG framework.

Learning Outcomes:

- State space representation of control system and formulation of different state models are reviewed.
- Able to design of control system using the pole placement technique is given after introducing the concept of controllability and observability.
- Able to analyse of nonlinear system using the describing function technique and phase plane analysis.
- Able to analyse the stability analysis using Lyapunov method.
- Minimization of functionals using calculus of variation studied.
- Able to formulate and solve the LQR problem and Riccati equation.

Text Books:

1. Modern Control Engineering – by K. Ogata, Prentice Hall of India, 3rd edition, 1998
2. Automatic Control Systems by B.C. Kuo, Prentice Hall Publication

Reference Books:

1. Modern Control System Theory – by M. Gopal, New Age International Publishers, 2nd edition, 1996
2. Control Systems Engineering by I.J. Nagarath and M.Gopal, New Age International (P) Ltd.
3. Digital Control and State Variable Methods – by M. Gopal, Tata McGraw–Hill Companies, 1997.
4. Systems and Control by Stanislaw H. Zak , Oxford Press, 2003.
5. Optimal control theory: an Introduction by Donald E.Kirk by Dover publications.

PROGRAMMABLE LOGIC CONTROLLERS & APPLICATIONS

Preamble: IN most of the industry applications, computer control is gaining importance, PLC is a industry computer, hence this course PLC makes the students to acquire knowledge required for industry.

Learning Objectives:

- To have knowledge on PLC.
- To acquire the knowledge on programming of PLC.
- To understand different PLC registers and their description.
- To have knowledge on data handling functions of PLC.
- To know how to handle analog signal and converting of A/D in PLC.

Unit I:

Introduction

PLC Basics: PLC system, I/O modules and interfacing, CPU processor, programming equipment, programming formats, construction of PLC ladder diagrams, devices connected to I/O modules.

Unit II:

PLC Programming

PLC Programming: Input instructions, outputs, operational procedures, programming examples using contacts and coils. Digital logic gates, programming in the Boolean algebra system, conversion examples. Ladder diagrams and sequence listings, ladder diagram construction.

Unit III:

Programmable Timers and Counters

Timer instructions – On delay time instruction – Off delay timer instruction – Retentive timer – Counter instructions – Up counter – Down counter - Cascading counters - Incremental encoder – Counter applications – Combining counter and timer functions.

Unit IV:

Program Control Instructions

Master control reset instruction – Jump instructions and sub routines – Immediate input and output instructions.

Unit V:

Other Instructions

Data manipulation – Data transfer operation – Data compare instruction – Data manipulation programs – Numerical data I/O interfaces – Math instructions – Addition, subtraction, multiplication & division instruction – Sequential instructions – Sequence programs – Shift registers – Word shift registers.

Unit VI:

Applications

Control of water level indicator – Alarm monitor - Conveyor motor control – Parking garage – Ladder diagram for process control – PID controller.

Learning Outcomes: After completion of the course, students are able to:

- Understand the PLCs and their I/O modules.
- Develop control algorithms to PLC using ladder logic.
- Manage PLC registers for effective utilization in different applications.
- Design PID controller with PLC.

Text Books:

1. Programmable logic controllers by Frank D. Petruzella- McGraw Hill – 3rd Edition.
2. Programmable Logic Controllers – Principle and Applications by John W. Webb and Ronald A. Reiss, Fifth Edition, PHI

Reference Books:

1. Programmable Logic Controllers – Programming Method and Applications by JR. Hackworth and F.D Hackworth Jr. – Pearson, 2004.
2. Introduction to Programmable Logic Controllers- Gary Dunning-Cengage Learning.
3. Programmable Logic Controllers –W.Bolton-Elsevier publisher

INSTRUMENTATION

(Elective – I)

Preamble:

Electrical and Electronic Instrumentation plays a key role in the industry. With the advancement of technology day to day manual maintenance is replaced by simply monitoring using various instruments. Thus this course plays very important role in overall maintenance of the industry.

Learning Objectives:

- To study various types of signals and their representation.
- To study various types of transducers: Electrical, Mechanical, Electromechanical, Optical etc.
- To study and measure the various types of Non–electrical quantities.
- To study various types of digital voltmeters
- To study the working principles of various types of oscilloscopes and their applications.
- To study various types of signal analyzers.

UNIT–I:

Signals and their representation

Measuring Systems, Performance Characteristics, – Static characteristics – Dynamic Characteristics – Errors in Measurement – Gross Errors – Systematic Errors – Statistical analysis of random errors – Signal and their representation – Standard test, periodic, aperiodic, modulated signal – Sampled data pulse modulation and pulse code modulation.

UNIT–II:

Transducers

Definition of transducers – Classification of transducers – Advantages of Electrical transducers – Characteristics and choice of transducers – Principle operation of resistor, inductor, LVDT and capacitor transducers – LVDT Applications – Strain gauge and its principle of operation – Gauge factor – Thermistors – Thermocouples – Synchros – Piezo electric transducers – Photo diodes.

UNIT–III:

Measurement of Non–Electrical Quantities

Measurement of strain – Gauge Sensitivity – Displacement – Velocity – Angular Velocity – Acceleration – Force – Torque – Measurement of Temperature, Pressure, Vacuum, Flow, Liquid level.

UNIT–IV:

Digital Voltmeters

Digital voltmeters – Successive approximation, ramp, dual–Slope integration continuous balance type – Microprocessor based ramp type – DVM digital frequency meter – Digital phase angle meter.

UNIT–V:

Oscilloscope

Cathode ray oscilloscope – Time base generator – Horizontal and vertical amplifiers – Measurement of phase and frequency – Lissajous patterns – Sampling oscilloscope – Analog and digital type data logger – Transient recorder.

UNIT–VI:

Signal Analyzers

Wave Analyzers – Frequency selective analyzers – Heterodyne – Application of Wave analyzers – Harmonic Analyzers – Total Harmonic distortion – Spectrum analyzers – Basic spectrum analyzers – Spectral displays – Vector impedance meter – Q meter – Peak reading and RMS voltmeters.

Learning Outcomes:

- Able to represent various types of signals .
- Acquire proper knowledge to use various types of Transducers.
- Able to monitor and measure various parameters such as strain, velocity, temperature, pressure etc.
- Acquire proper knowledge and working principle of various types of digital voltmeters.
- Able to measure various parameter like phase and frequency of a signal with the help of CRO.
- Acquire proper knowledge and able to handle various types of signal analyzers.

Text Books:

1. Electronic Instrumentation–by H.S.Kalsi Tata MCGraw–Hill Edition, 1995.
2. A course in Electrical and Electronic Measurements and Instrumentation, A.K. Sawhney, Dhanpatrai& Co.

Reference Books:

1. Measurement and Instrumentation theory and application, Alan S.Morris and Reza Langari, Elsevier
2. Measurements Systems, Applications and Design – by D O Doebelin
3. Principles of Measurement and Instrumentation – by A.S Morris, Pearson/Prentice Hall ofIndia
4. Modern Electronic Instrumentation and Measurement techniques – by A.D HelfrickandW.D.Cooper, Pearson/Prentice Hall of India.
4. Transducers and Instrumentation by D.V.S Murthy, Prentice Hall of India.

IV Year – I
SEMESTER

L	T	P	C
4	0	0	3

OPTIMIZATION TECHNIQUES
(Elective – II)

Preamble:

Optimization techniques have gained importance to solve many engineering design problems by developing linear and nonlinear mathematical models. The aim of this course is to educate the student to develop a mathematical model by defining an objective function and constraints in terms of design variables and then apply a particular mathematical programming technique. This course covers classical optimization techniques, linear programming, nonlinear programming and Genetic & Partial Swarm Optimization algorithms.

Learning Objectives:

- To define an objective function and constraint functions in terms of design variables, and then state the optimization problem.
- To state single variable and multi variable optimization problems, without and with constraints.
- To explain linear programming technique to an optimization problem, define slack and surplus variables, by using Simplex method.
- To study and explain nonlinear programming techniques, unconstrained or constrained, and define exterior and interior penalty functions for optimization problems.
- To introduce evolutionary programming techniques.
- To introduce basic principles of Genetic Algorithms and Partial Swarm Optimization methods.

UNIT – I:

Introduction and Classical Optimization Techniques:

Statement of an Optimization problem – design vector – design constraints – constraint surface – objective function – objective function surfaces – classification of Optimization problems.

UNIT – II:

Classical Optimization Techniques

Single variable Optimization – multi variable Optimization without constraints – necessary and sufficient conditions for minimum/maximum – multivariable Optimization with equality constraints. Solution by method of Lagrange multipliers – multivariable Optimization with inequality constraints – Kuhn – Tucker conditions.

UNIT – III:

Linear Programming

Standard form of a linear programming problem – geometry of linear programming problems – definitions and theorems – solution of a system of linear simultaneous equations – pivotal reduction of a general system of equations – motivation to the simplex method – simplex algorithm - Duality in Linear Programming – Dual Simplex method.

UNIT – IV:

Nonlinear Programming:

Unconstrained cases - One – dimensional minimization methods: Classification, Fibonacci method and Quadratic interpolation method - Univariate method, Powell’s method and steepest descent method.

Constrained cases - Characteristics of a constrained problem, Classification, Basic approach of Penalty Function method; Basic approaches of Interior and Exterior penalty function methods. Introduction to convex Programming Problem.

UNIT – V:

Introduction to Evolutionary Methods:

Evolutionary programming methods - Introduction to Genetic Algorithms (GA)– Control parameters –Number of generation, population size, selection, reproduction, crossover and mutation – Operator selection criteria – Simple mapping of objective function to fitness function – constraints – Genetic algorithm steps – Stopping criteria –Simple examples.

UNIT – VI:

Introduction to Swarm Intelligence Systems:

Swarm intelligence programming methods - Basic Particle Swarm Optimization – Method – Characteristic features of PSO procedure of the global version – Parameters of PSO (Simple PSO algorithm – Operators selection criteria – Fitness function constraints) – Comparison with other evolutionary techniques – Engineering applications of PSO.

Learning Outcomes:

The student should be able to:

- State and formulate the optimization problem, without and with constraints, by using design variables from an engineering design problem.
- Apply classical optimization techniques to minimize or maximize a multi-variable objective function, without or with constraints, and arrive at an optimal solution.
- Formulate a mathematical model and apply linear programming technique by using Simplex method. Also extend the concept of dual Simplex method for optimal solutions.
- Apply gradient and non-gradient methods to nonlinear optimization problems and use interior or exterior penalty functions for the constraints to derive the optimal solutions.
- Able to apply Genetic algorithms for simple electrical problems.
- Able to solve practical problems using PSO.

Text Books

1. “Engineering optimization: Theory and practice”-by S. S.Rao, New Age International (P) Limited, 3rd edition, 1998.
2. Soft Computing with Matlab Programming by N.P.Padhy&S.P.Simson, Oxford University Press – 2015

Reference Books:

1. “Optimization methods in operations Research and Systems Analysis” by K.V.Mital and C.Mohan, New Age International (P) Limited, Publishers, 3rd edition, 1996.
2. Genetic Algorithms in search, optimization, and Machine Learning by David E.Goldberg,ISBN:978-81-7758-829-3, Pearsonby Dorling Kindersley (India) Pvt. Ltd.
3. “Operations Research: An Introduction” by H.A.Taha, PHI pvt. Ltd., 6th edition.
4. Linear Programming by G.Hadley.

ELECTRIC POWER QUALITY

Preamble:

Power quality is a major problem for utilities and customers. Customers using sensitive critical loads need quality power for proper operation of the electrical equipment. It is important for the student to learn the power quality issues and improvement measures provided by the utility companies. This course covers the topics on voltage and current imperfections, harmonics, voltage regulation, power factor improvement, distributed generation, power quality monitoring and measurement equipment.

Learning Objectives:

- To learn different types of power quality phenomena.
- To identify sources for voltage sag, voltage swell, interruptions, transients, long duration over voltages and harmonics in a power system.
- To describe power quality terms and study power quality standards.
- To learn the principle of voltage regulation and power factor improvement methods.
- To explain the relationship between distributed generation and power quality.
- To understand the power quality monitoring concepts and the usage of measuring instruments.

Unit-I:Introduction

Overview of power quality – Concern about the power quality – General classes of power quality and voltage quality problems – Transients – Long-duration voltage variations – Short-duration voltage variations – Voltage unbalance – Waveform distortion – Voltage fluctuation – Power frequency variations.

Unit-II:Voltage imperfections in power systems

Power quality terms – Voltage sags – Voltage swells and interruptions – Sources of voltage sag, swell and interruptions – Nonlinear loads – IEEE and IEC standards. Source of transient over voltages – Principles of over voltage protection – Devices for over voltage protection – Utility capacitor switching transients.

Unit-III: Voltage Regulation and power factor improvement:

Principles of regulating the voltage – Device for voltage regulation – Utility voltage regulator application – Capacitor for voltage regulation – End-user capacitor application – Regulating utility voltage with distributed resources – Flicker – Power factor penalty – Static VAR compensations for power factor improvement.

Unit- IV: Harmonic distortion and solutions

Voltage distortion vs. Current distortion – Harmonics vs. Transients – Harmonic indices – Sources of harmonics – Effect of harmonic distortion – Impact of capacitors, transformers, motors and meters – Point of common coupling – Passive and active filtering – Numerical problems.

Unit-V: Distributed Generation and Power Quality

Resurgence of distributed generation – DG technologies – Interface to the utility system – Power quality issues and operating conflicts – DG on low voltage distribution networks.

Unit-VI :Monitoring and Instrumentation

Power quality monitoring and considerations – Historical perspective of PQ measuring instruments – PQ measurement equipment – Assessment of PQ measuring data – Application of intelligent systems – PQ monitoring standards.

Learning Outcomes:

At the end of this course the student should be able to

- Differentiate between different types of power quality problems.
- Explain the sources of voltage sag, voltage swell, interruptions, transients, long duration over voltages and harmonics in a power system.
- Analyze power quality terms and power quality standards.
- Explain the principle of voltage regulation and power factor improvement methods.
- Demonstrate the relationship between distributed generation and power quality.
- Explain the power quality monitoring concepts and the usage of measuring instruments.

Textbooks:

1. Electrical Power Systems Quality, Dugan R C, McGranaghan M F, Santoso S, and Beaty H W, Second Edition, McGraw–Hill, 2012, 3rd edition.
2. Electric power quality problems –M.H.J.Bollen IEEE series-Wiley India publications,2011.

Reference Books:

1. Power Quality Primer, Kennedy B W, First Edition, McGraw–Hill, 2000.
2. Understanding Power Quality Problems: Voltage Sags and Interruptions, Bollen M HJ, First Edition, IEEE Press; 2000.
3. Power System Harmonics, Arrillaga J and Watson N R, Second Edition, John Wiley & Sons, 2003.
4. Electric Power Quality control Techniques, W. E. Kazibwe and M. H. Sendaula, Van Nostrand Reinhold, New York.
5. Power Quality c.shankaran, CRC Press, 2001
6. Harmonics and Power Systems –Franciso C.DE LA Rosa–CRC Press (Taylor & Francis)
7. Power Quality in Power systems and Electrical Machines–EwaldF.fuchs, Mohammad A.S. Masoum–Elsevier.

SPECIAL ELECTRICAL MACHINES

Preamble:

This is an advanced course on electrical machines. Students will be exposed to various special machines which are gaining importance in industry. This course covers topics related to principles, performance and applications of these special machines including switched reluctance motors, stepper motors, permanent magnet dc motors and linear motors.

Learning Objective:

- To explain theory of operation and control of switched reluctance motor.
- To explain the performance and control of stepper motors, and their applications.
- To describe the operation and characteristics of permanent magnet dc motor.
- To distinguish between brush dc motor and brush less dc motor.
- To explain the theory of travelling magnetic field and applications of linear motors.

Unit I:

Permanent magnet materials and PMDC motors

Introduction-classification of permanent magnet materials used in electrical machines-minor hysteresis loop and recoil line-Stator frames of conventional dc machines-Development of electronically commutated dc motor from conventional dc motor-Permanent-magnet materials and characteristics-B-H loop and demagnetization characteristics-Temperature effects: reversible and irreversible losses-high temperature effects-reversible losses-Irreversible losses recoverable by magnetization-Mechanical properties, handling and magnetization-Application of permanent magnets in motors-power density-operating temperature range-severity of operation duty.

Unit II:

Stepper Motors

Classification of stepper motors – Hybrid and Variable Reluctance Motor (VRM) - Construction and principle of hybrid type synchronous stepper motor – Different configuration for switching the phase windings control circuits for stepper motors – Open loop and closed loop control of 2-phase hybrid stepping motor.

Construction and principle of operation of Variable Reluctance Motor (VRM) – Single stack and multiple stack – Open loop control of 3- phase VR Stepper Motor- Applications.

Unit III:

Switched Reluctance Motors

Construction – Comparison of conventional and switched reluctance motors – Design of stator and rotor pole arcs – Torque producing principle and torque expression – Different converter configurations for SRM – Drive and power circuits for SRM – Position sensing of rotor – Applications of SRM.

Unit IV:

Square Wave Permanent Magnet Brushless DC Motor

Types of constructions – Surface mounted and interior type permanent magnet – Principle of operation of BLDC motor. Torque and EMF equations – Torque speed characteristics – Performance and efficiency- Square wave brushless motors with 120° and 180° magnetic areas commutation.

Unit V:**Sine wave Permanent Magnet Brushless Motor**

Torque and EMF equations – Phasor Diagram – Circle diagram – Torque/speed characteristics – Comparison between square wave and sine wave permanent magnet motors - Applications.

Unit VI:**Linear Induction Motors (LIM)**

Construction– principle of operation–Double sided LIM from rotating type Induction Motor – Schematic of LIM drive for traction – Development of one sided LIM with back iron-equivalent circuit of LIM.

Learning Outcomes:

The student should be able to

- Distinguish between brush dc motor and brush less dc motor.
- Explain the performance and control of stepper motors, and their applications.
- Explain theory of operation and control of switched reluctance motor.
- Explain the theory of travelling magnetic field and applications of linear motors.
- Understand the significance of electrical motors for traction drives.

Text Books:

1. Brushless Permanent magnet and reluctance motor drives, Clarendon press, T.J.E. Miller, 1989, Oxford.
2. Special electrical Machines, K.VenkataRatnam, University press, 2009, New Delhi.

ELECTRICAL SIMULATION LAB**Learning objectives:**

- To simulate integrator circuit, differentiator circuit, Boost converter, Buck converter, full convertor and PWM inverter.
- To simulate transmission line by incorporating line, load and transformer models.
- To perform transient analysis of RLC circuit and single machine connected to infinite bus(SMIB).

Following experiments are to be conducted:

1. Simulation of transient response of RLC circuits
 - a. Response to pulse input
 - b. Response to step input
 - c. Response to sinusoidal input
2. Analysis of three phase circuit representing the generator transmission line and load. Plot three phase currents & neutral current .
3. Simulation of single–phase full converter using RLE loads and single phase AC voltage controller using RL loads
4. Plotting of Bode plots, root locus and nyquist plots for the transfer functions of systems up to 5th order
5. Simulation of Boost and Buck converters.
6. Integrator & Differentiator circuits using op–amp.
7. Simulation of D.C separately excited motor using transfer function approach.

Any 2 of the following experiments are to be conducted:

1. Modeling of transformer and simulation of lossy transmission line.
2. Simulation of single phase inverter with PWM control.
3. Simulation of three phase full converter using MOSFET and IGBTs.
4. Transient analysis of single machine connected to infinite bus(SMIB).

Learning outcomes:

- Able to simulate integrator circuit, differentiator circuit, Boost converter, Buck converter, full convertor and PWM inverter.
- Able to simulate transmission line by incorporating line, load and transformer models.
- Able to perform transient analysis of RLC circuit and single machine connected to infinite bus(SMIB).

Reference Books:

1. “Simulation of Power Electronic Circuit“,byM.B.patil, V.Ramanarayan, V.T.Ranganathan.Narosha,2009.
2. Pspice for circuits and electronics using PSPICE – by M.H.Rashid, M/s PHI Publications
3. Pspice A/D user`s manual – Microsim, USA
4. Pspice reference guide – Microsim, USA
5. MATLAB user`s manual – Mathworks, USA
6. MATLAB – control system tool box – Mathworks, USA
7. SIMULINK user`s manual – Mathworks, USA
8. EMTP User`s Manual.
9. SEQUEL– A public domain circuit simulator available at www.ee.iitb.ac.in/~sequel

POWER SYSTEMS LAB**Learning Objectives:**

To impart the practical knowledge of functioning of various power system components and determination of various parameters and simulation of load flows, transient stability, LFC and Economic dispatch.

Any 10 of the Following experiments are to be conducted:

1. Sequence impedances of 3 phase Transformer.
2. Sequence impedances of 3 phase Alternator by Fault Analysis.
3. Sequence impedances of 3 phase Alternator by Direct method.
4. ABCD parameters of Transmission line.
5. Power Angle Characteristics of 3phase Alternator with infinite bus bars.
6. Dielectric strength of Transformer oil.
7. Calibration of Tong Tester.
- 8 Load flow studies using Gauss-seidel method
9. Load flow studies using N-R method..
10. Transient Stability Analysis
11. Load frequency control with &without control
12. Load frequency control with control
13. Economic load dispatch with & without losses
14. Economic load dispatch with losses.

Learning Outcomes:

The student is able to determine the parameters of various power system components which are frequently occur in power system studies and he can execute energy management systems functions at load dispatch center.

DIGITAL CONTROL SYSTEMS**Preamble:**

In recent years digital controllers have become popular due to their capability of accurately performing complex computations at high speeds and versatility in leading nonlinear control systems. In this context, this course focuses on the analysis and design of digital control systems.

Learning objectives:

- To understand the concepts of digital control systems and assemble various components associated with it. Advantages compared to the analog type.
- The theory of z-transformations and application for the mathematical analysis of digital control systems.
- To represent the discrete-time systems in state-space model and evaluation of state transition matrix.
- To examine the stability of the system using different tests.
- To study the conventional method of analyzing digital control systems in the w-plane.
- To study the design of state feedback control by “the pole placement method.”

UNIT – I:**Introduction and signal processing**

Introduction to analog and digital control systems – Advantages of digital systems – Typical examples – Signals and processing – Sample and hold devices – Sampling theorem and data reconstruction – Frequency domain characteristics of zero order hold.

UNIT-II:**z-transformations**

z-Transforms – Theorems – Finding inverse z-transforms – Formulation of difference equations and solving – Block diagram representation – Pulse transfer functions and finding open loop and closed loop responses.

UNIT-III:**State space analysis and the concepts of Controllability and observability**

State space representation of discrete time systems – State transition matrix and methods of evaluation – Discretization of continuous – Time state equations – Concepts of controllability and observability – Tests(without proof).

UNIT – IV:**Stability analysis**

Mapping between the s-Plane and the z-Plane – Primary strips and Complementary strips – Stability criterion – Modified Routh’s stability criterion and Jury’s stability test.

UNIT – V:**Design of discrete-time control systems by conventional methods**

Transient and steady state specifications – Design using frequency response in the w-plane for lag and lead compensators – Root locus technique in the z-plane.

UNIT – VI:

State feedback controllers:

Design of state feedback controller through pole placement – Necessary and sufficient conditions – Ackerman's formula.

Learning outcomes:

- The students learn the advantages of discrete time control systems and the “know how” of various associated accessories.
- The learner understand z-transformations and their role in the mathematical analysis of different systems (like Laplace transforms in analog systems).
- The stability criterion for digital systems and methods adopted for testing the same are explained.
- Finally, the conventional and state space methods of design are also introduced.

Text Book:

1. Discrete-Time Control systems – K. Ogata, Pearson Education/PHI, 2nd Edition.
2. Digital Control and State Variable Methods by M.Gopal, TMH, 4th Edition.

Reference Books:

1. Digital Control Systems, Kuo, Oxford University Press, 2nd Edition, 2003.

H.V.D.C. TRANSMISSION**Preamble:**

This subject deals with the importance of HVDC transmission, analysis of HVDC converters, Faults and protections, Harmonics and Filters. It also deals with Reactive power control and Power factor improvements of the system.

Learning Objectives:

- To Understand basic concepts of HVDC Transmission.
- To analyze the converter configuration.
- To Know the control of converter and HVDC Transmission.
- To Understand the significance of reactive power control and AC/Dc load flow.
- To Know different converter faults, protection and effect of harmonics.
- To leave low pass and high pass filters.

UNIT – I**Basic Concepts**

Economics & Terminal equipment of HVDC transmission systems: Types of HVDC Links – Apparatus required for HVDC Systems – Comparison of AC & DC Transmission, Application of DC Transmission System – Planning & Modern trends in D.C. Transmission.

UNIT – II**Analysis of HVDC Converters**

Choice of converter configuration – analysis of Graetz – characteristics of 6 pulse & 12 pulse converters – Cases of two 3 phase converters in star – star mode – their performance.

UNIT – III**Converter & HVDC System Control**

Principal of DC Link Control – Converters Control Characteristics – Firing angle control – Current and extinction angle control – Effect of source inductance on the system - Starting and stopping of DC link - Power Control.

UNIT-IV**Reactive Power Control in HVDC**

Reactive Power Requirements in steady state-Conventional control strategies-Alternate control strategies-sources of reactive power-AC Filters – shunt capacitors-synchronous condensers.

Power Flow Analysis In AC/DC Systems

Modelling of DC Links-DC Network-DC Converter-Controller Equations-Solution of DC loadflow –solution of AC-DC Power flow-Simultaneous method-Sequential method.

UNIT-V**Converter Fault & Protection**

Converter faults – protection against over current and over voltage in converter station – surge arresters –smoothing reactors – DC breakers –Audible noise-space charge field-corona effects on DC lines-Radio interference.

Harmonics

Generation of Harmonics –Characteristics harmonics, calculation of AC Harmonics, Non-Characteristics harmonics, adverse effects of harmonics – Calculation of voltage & Current harmonics – Effect of Pulse number on harmonics.

UNIT-VI

Filters

Types of AC filters, Design of Single tuned filters – Design of High pass filters.

Learning Outcomes:

The Student shall be able to

- Learn different types of HVDC levels and basic concepts
- Know the operation of converters
- Acquire control concept of reactive power control and AC/DC load flow.
- Understand converter faults, protection and harmonic effects
- Design low pass and high pass filters

Text Books:

1. HVDC Power Transmission Systems: Technology and system Interactions – by K.R.Padiyar, New Age International (P) Limited, and Publishers.
2. HVDC Transmission by S.Kamakshaiah and V.Kamaraju-Tata McGraw-Hill

Reference Books:

1. HVDC Transmission – J.Arrillaga.
2. Direct Current Transmission – by E.W.Kimbark, John Wiley & Sons.
3. Power Transmission by Direct Current – by E.Uhlmann, B.S.Publications.

ELECTRICAL DISTRIBUTION SYSTEMS

Preamble:

This subject deals with the general concept of distribution system, substations and feeders as well as discusses distribution system analysis, protection and coordination, voltage control and power factor improvement.

Learning Objectives

- To study different factors of Distribution system.
- To study and design the substations and distribution systems.
- To study the concepts of voltage drop and power loss.
- To study the distribution system protection and its coordination.
- To study the effect of compensation for power factor improvement.
- To study the effect of voltage control on distribution system.

UNIT – I:

General Concepts

Introduction to distribution systems, Load modeling and characteristics – Coincidence factor – Contribution factor loss factor – Relationship between the load factor and loss factor – Classification of loads (Residential, commercial, Agricultural and Industrial).

UNIT – II:

Substations

Location of substations: Rating of distribution substation – Service area with 'n' primary feeders – Benefits and methods of optimal location of substations..

Distribution Feeders

Design Considerations of distribution feeders: Radial and loop types of primary feeders – Voltage levels – Feeder loading – Basic design practice of the secondary distribution system.

UNIT – III:

System Analysis

Voltage drop and power-loss calculations: Derivation for voltage drop and power loss in lines – Uniformly distributed loads and non-uniformly distributed loads – Numerical problems - Three phase balanced primary lines.

UNIT – IV:

Protection

Objectives of distribution system protection – Types of common faults and procedure for fault calculations for distribution system – Protective devices: Principle of operation of fuses – Circuit reclosures – Line sectionalizes and circuit breakers.

Coordination

Coordination of protective devices: General coordination procedure – Various types of coordinated operation of protective devices - Residual Current Circuit Breaker

UNIT – V:

Compensation for Power Factor Improvement

Capacitive compensation for powerfactor control – Different types of power capacitors – shunt and series capacitors – Effect of shunt capacitors (Fixed and switched) – Power factor correction – Capacitor allocation – Economic justification – Procedure to determine the best capacitor location – Numerical problems.

UNIT – VI:

Voltage Control

Voltage Control: Equipment for voltage control – Effect of series capacitors – Effect of AVB/AVR – Line drop compensation – Numerical problems.

Learning Outcomes:

- Able to understand various factors of distribution system.
- Able to design the substation and feeders.
- Able to determine the voltage drop and power loss
- Able to understand the protection and its coordination.
- Able to understand the effect of compensation for p.f improvement.
- Able to understand the effect of voltage control.

Text Book:

1. “Electric Power Distribution system, Engineering” – by TuranGonen, McGraw–hill Book Company.

Reference Books:

1. Electrical Distribution Systems by Dale R.Patrick and Stephen W.Fardo, CRC press
2. Electric Power Distribution – by A.S. Pabla, Tata McGraw–hill Publishing company, 4th edition, 1997.
3. Electrical Power Distribution Systems by V.Kamaraju, Right Publishers.

HIGH VOLTAGE ENGINEERING (ELECTIVE – III)

Preamble:

With the growth of power, HV power transmission has become an important subject. The performance of generating equipment requires knowledge of different phenomena occurring at higher voltage. Thus evaluations of various insulating materials are required for protection of HV equipments. Keeping this in view the course is designed to understand various phenomena related to breakdown study and withstand characteristics of insulating materials. The course also describes the generation and measurement of DC, AC and Impulse voltages as well various testing techniques.

Learning Objectives:

- To understand electric field distribution and computation in different configuration of electrode systems.
- To understand HV breakdown phenomena in gases, liquids and solids dielectrics.
- To acquaint with the generating principle of operation and design of HVDC, AC and Impulse voltages and currents.
- To understand various techniques of AC, DC and Impulse measurement of high voltages and currents.
- To understand the insulating characteristics of dielectric materials.
- To understand the various testing techniques of HV equipments.

UNIT-I:

Introduction to High Voltage Technology

Electric Field Stresses – Uniform and non-uniform field configuration of electrodes – Estimation and control of electric Stress – Numerical methods for electric field computation.

UNIT-II:

Break down phenomenon in gaseous, liquid and solid insulation

Gases as insulating media – Collision process – Ionization process – Townsend's criteria of breakdown in gases – Paschen's law – Liquid as Insulator – Pure and commercial liquids – Breakdown in pure and commercial liquid – Intrinsic breakdown – Electromechanical breakdown – Thermal breakdown – Breakdown of solid dielectrics, composite dielectrics used in practice.

UNIT-III:

Generation of High voltages and High currents

Generation of high DC voltages – Generation of high alternating voltages – Generation of impulse voltages and currents – Tripping and control of impulse generators.

UNIT-IV:

Measurement of high voltages and High currents

Measurement of high AC, DC and Impulse voltages – Voltages and measurement of high currents – Direct, alternating and Impulse.

UNIT-V:

Non-destructive testing of material and electrical apparatus

Measurement of DC resistivity – Measurement of dielectric constant and loss factor – Partial discharge measurements.

UNIT-VI:

High voltage testing of electrical apparatus

Testing of insulators and bushings – Testing of isolators and circuit breakers – Testing of cables – Testing of transformers – Testing of surge arresters – Radio interference measurements.

Learning Outcomes:

- To be acquainted with the performance of high voltages with regard to different configurations of electrode systems.
- To be able to understand theory of breakdown and withstand phenomena of all types of dielectric materials.
- To acquaint with the techniques of generation of AC,DC and Impulse voltages.
- To be able to apply knowledge for measurement of high voltage and high current AC,DC and Impulse.
- To be in a position to measure dielectric property of material used for HV equipment.
- To know the techniques of testing various equipment's used in HV engineering.

Text Books:

1. High Voltage Engineering: Fundamentals by E.Kuffel, W.S.Zaengl, J.Kuffel by Elsevier, 2nd Edition.
2. High Voltage Engineering and Technology by Ryan, IET Publishers.

Reference Books:

1. High Voltage Engineering by M.S.Naidu and V. Kamaraju – TMH Publications, 3rd Edition
2. High Voltage Engineering by C.L.Wadhwa, New Age Internationals (P) Limited, 1997.
3. High Voltage Insulation Engineering by RavindraArora, Wolfgang Mosch, New Age International (P)Limited,1995.

FLEXIBLE ALTERNATING CURRENT TRANSMISSION SYSTEMS

Preamble:

Flexible Alternating Current Transmission System controllers have become a part of modern power system. It is important for the student to understand the principle of operation of series and shunt compensators by using power electronics. As the heart of many power electronic controllers is a voltage source converter (VSC), the student should be acquainted with the operation and control of VSC. Two modern power electronic controllers are also introduced.

Learning Objectives:

- To learn the basics of power flow control in transmission lines using FACTS controllers
- To explain operation and control of voltage source converter.
- To understand compensation methods to improve stability and reduce power oscillations of a power system.
- To learn the method of shunt compensation using static VAR compensators.
- To learn the methods of compensation using series compensators
- To explain operation of Unified Power Flow Controller (UPFC).

Unit-I:

Introduction to FACTS

Power flow in an AC System – Loading capability limits – Dynamic stability considerations – Importance of controllable parameters – Basic types of FACTS controllers – Benefits from FACTS controllers – Requirements and characteristics of high power devices – Voltage and current rating – Losses and speed of switching – Parameter trade-off devices.

Unit-II:

Voltage source and Current source converters

Concept of voltage source converter(VSC) – Single phase bridge converter – Square-wave voltage harmonics for a single-phase bridge converter – Three-phase full wave bridge converter– Three-phase current source converter – Comparison of current source converter with voltage source converter.

Unit-III:

Shunt Compensators-1

Objectives of shunt compensation – Mid-point voltage regulation for line segmentation – End of line voltage support to prevent voltage instability – Improvement of transient stability – Power oscillation damping.

Unit-IV:

Shunt Compensators-2

Thyristor Switched Capacitor(TSC)–Thyristor Switched Capacitor – Thyristor Switched Reactor (TSC–TCR). Static VAR compensator(SVC) and Static Compensator(STATCOM): The regulation and slope transfer function and dynamic performance – Transient stability enhancement and power oscillation damping– Operating point control and summary of compensation control.

Unit V:**Series Compensators**

Static series compensators: Concept of series capacitive compensation – Improvement of transient stability – Power oscillation damping – Functional requirements. GTO thyristor controlled Series Capacitor (GSC) – Thyristor Switched Series Capacitor (TSSC) and Thyristor Controlled Series Capacitor (TCSC).

Unit–VI:**Combined Controllers**

Schematic and basic operating principles of Unified Power Flow Controller (UPFC).– Application on transmission lines.

Learning Outcomes:

The student should be able to

- Understand power flow control in transmission lines using FACTS controllers.
- Explain operation and control of voltage source converter.
- Analyze compensation methods to improve stability and reduce power oscillations in the transmission lines.
- Explain the method of shunt compensation using static VAR compensators.
- Understand the methods of compensations using series compensators.
- Explain operation of Unified Power Flow Controller (UPFC).

Text Books:

1. “Understanding FACTS” N.G.Hingorani and L.Guygi, IEEE Press.Indian Edition is available:—Standard Publications, 2001.

Reference Books:

1. “Flexible ac transmission system (FACTS)” Edited by Yong Hue Song and Allan T Johns, Institution of Electrical Engineers, London.
2. Thyristor-based FACTS Controllers for Electrical Transmission Systems, by R.MohanMathur and Rajiv k.Varma, Wiley

POWER SYSTEM REFORMS (Elective III)

Preamble:

This course introduces the concepts and issues of power system reforms and aims at computation of Available Transfer Capability (ATC), Congestion Management, Electricity Pricing, Ancillary services Management and Power system operation in competitive environment

Learning Objectives:

- To study fundamentals of power system deregulation and restructuring.
- To study available transfer capability.
- To study congestion management
- To study various electricity pricing methods.
- To study operation of power system in deregulated environment.
- To study importance of Ancillary services management.

UNIT-I

Over view of key issues in electric utilities

Introduction – Restructuring models – Independent system operator (ISO) – Power Exchange – Market operations – Market Power – Standard cost – Transmission Pricing – Congestion Pricing – Management of Inter zonal/Intra zonal Congestion.

UNIT-II

Available Transfer Capability (ATC)

Structure of OASIS – Processing of Information – Transfer capability on OASIS – Definitions Transfer Capability Issues – ATC – TTC – TRM – CBM calculations – Methodologies to calculate ATC.

UNIT-III

Congestion Management

Introduction to congestion management – Methods to relieve congestion

UNIT-IV

Electricity Pricing:

Introduction – Electricity price volatility electricity price indexes – Challenges to electricity pricing – Construction of forward price curves – Short-time price forecasting.

UNIT-V

Power system operation in competitive environment:

Introduction – Operational planning activities of ISO – The ISO in pool markets – The ISO in bilateral markets – Operational planning activities of a GENCO.

UNIT-VI

Ancillary Services Management:

Introduction – Reactive power as an ancillary service – A review – Synchronous generators as ancillary service providers.

Learning Outcomes:

- Will understand importance of power system deregulation and restructuring.
- Able to compute Available Transfer Capability.
- Will understand transmission congestion management.
- Able to compute electricity pricing in deregulated environment.
- Will be able to understand power system operation in deregulated environment.
- Will understand importance of ancillary services.

Text Books:

1. Kankar Bhattacharya, Math H.J. Boller, JaapE.Daalder, 'Operation of Restructured Power System' Kluwer Academic Publisher – 2001.
2. Mohammad Shahidehpour, and Muwaffaqalomoush, – “Restructured electrical Power systems” Marcel Dekker, Inc. 2001

Reference Books:

1. Loi Lei Lai; “Power system Restructuring and Deregulation”, Jhon Wiley & Sons Ltd., England.
2. Electrical Power Distribution Case studies from Distribution reform, upgrades and Management (DRUM) Program, by USAID/India, TMH


**ACADEMIC REGULATIONS
COURSE STRUCTURE
AND
DETAILED SYLLABUS**

**ELECTRICAL AND
ELECTRONICS
ENGINEERING**

For

B.Tech., FOUR YEAR DEGREE COURSE

(Applicable for the batches admitted from 2013-14)



**JAWAHARLAL NEHRU TECHNOLOGICAL
UNIVERSITY KAKINADA
KAKINADA – 533003, ANDHRA PRADESH, INDIA.**

Academic Regulations (R13) for B. Tech. (Regular)

Applicable for the students of B. Tech. (Regular) from the Academic Year 2013-14 onwards

1. Award of B. Tech. Degree

A student will be declared eligible for the award of B. Tech. Degree if he fulfils the following academic regulations :

1. A student shall be declared eligible for the award of the B. Tech Degree, if he pursues a course of study in not less than four and not more than eight academic years.
2. The candidate shall register for 180 credits and secure all the 180 credits.

2. Courses of study

The following courses of study are offered at present as specializations for the B. Tech. Courses :

S.No.	Branch
01	Electronics and Communication Engineering
02	Electrical and Electronics Engineering
03	Civil Engineering
04	Mechanical Engineering
05	Computer Science and Engineering
06	Petro Chemical Engineering
07	Information Technology
08	Chemical Engineering
09	Electronics and Instrumentation Engineering
10	Bio-Medical Engineering
11	Aeronautical Engineering
12	Automobile Engineering
13	Bio Technology
14	Electronics and Computer Engineering
15	Mining Engineering
16	Petroleum Engineering
17	Metallurgical Engineering
18	Agricultural Engineering

3. **Distribution and Weightage of Marks**

- (i) The performance of a student in each semester shall be evaluated subject – wise with a maximum of 100 marks for theory subject and 75 marks for practical subject. The project work shall be evaluated for 200 marks.
- (ii) For theory subjects the distribution shall be 30 marks for Internal Evaluation and 70 marks for the End - Examinations.
- (iii) For theory subjects, during the semester there shall be 2 tests. The weightage of Internal marks for 30 consists of Descriptive – 15, Assignment - 05 (Theory, Design, Analysis, Simulation, Algorithms, Drawing, etc. as the case may be) Objective -10 (Conducted at College level with 20 Multiple choice question with a weightage of ½ Mark each). The objective examination is for 20 minutes duration. The subjective examination is for 90 minutes duration conducted for 15 marks. Each subjective type test question paper shall contain **3 questions** and all questions need to be answered. The Objective examination conducted for 10 marks and subjective examination conducted for 15 marks are to be added to the assignment marks of 5 for finalizing internal marks for 30. The best of the two tests will be taken for internal marks. As the syllabus is framed for 6 units, the 1st mid examination (both Objective and Subjective) is conducted in 1-3 units and second test in 4-6 units of each subject in a semester.
- (iv) The end semester examination is conducted covering the topics of all Units for 70 marks. Part – A contains a mandatory question (Brainstorming / Thought provoking / case study) for 22 marks. Part – B has 6 questions (One from each Unit). The student has to answer 3 out of 6 questions in Part – B and carries a weightage of 16 marks each.
- (v) For practical subjects there shall be continuous evaluation during the semester for 25 internal marks and 50 end examination marks. The internal 25 marks shall be awarded as follows: day to day work - 10 marks, Record-5 marks and the remaining 10 marks to be awarded by conducting an internal laboratory test. The end examination shall be conducted by the teacher concerned and external examiner.
- (vi) For the subject having design and / or drawing, (such as Engineering Graphics, Engineering Drawing, Machine Drawing) and estimation, the distribution shall be 30 marks for internal evaluation (20 marks for day – to – day work, and 10 marks for internal tests) and 70 marks for end examination. There shall be two internal tests in a Semester and the better of the two shall be considered for the award of marks for internal tests.

- (vii) For the seminar, the student shall collect the information on a specialized topic and prepare a technical report, showing his understanding over the topic, and submit to the department, which shall be evaluated by the Departmental committee consisting of Head of the department, seminar supervisor and a senior faculty member. The seminar report shall be evaluated for 50 marks. There shall be no external examination for seminar.
- (viii) Out of a total of 200 marks for the project work, 60 marks shall be for Internal Evaluation and 140 marks for the End Semester Examination. The End Semester Examination (Viva – Voce) shall be conducted by the committee. The committee consists of an external examiner, Head of the Department and Supervisor of the Project. The evaluation of project work shall be conducted at the end of the IV year. The Internal Evaluation shall be on the basis of two seminars given by each student on the topic of his project and evaluated by an internal committee.
- (ix) Laboratory marks and the internal marks awarded by the College are not final. The marks are subject to scrutiny and scaling by the University wherever felt desirable. The internal and laboratory marks awarded by the College will be referred to a Committee. The Committee shall arrive at a scaling factor and the marks will be scaled as per the scaling factor. The recommendations of the Committee are final and binding. The laboratory records and internal test papers shall be preserved in the respective departments as per the University norms and shall be produced to the Committees of the University as and when they ask for.

4. **Attendance Requirements**

1. A student is eligible to write the University examinations if he acquires a minimum of 75% of attendance in aggregate of all the subjects.
2. Condonation of shortage of attendance in aggregate up to 10% (65% and above and below 75%) in each semester may be granted by the College Academic Committee.
3. Shortage of Attendance below 65% in aggregate shall not be condoned.
4. A student who is short of attendance in semester may seek re-admission into that semester when offered within 4 weeks from the date of the commencement of class work.
5. Students whose shortage of attendance is not condoned in any semester are not eligible to write their end semester examination of that class.

6. A stipulated fee shall be payable towards condonation of shortage of attendance.
7. A student will be promoted to the next semester if he satisfies the (i) attendance requirement of the present semester and (ii) credits.
8. If any candidate fulfills the attendance requirement in the present semester, he shall not be eligible for readmission into the same class.

5. Minimum Academic Requirements

The following academic requirements have to be satisfied in addition to the attendance requirements mentioned in item no. 4.

- 5.1 A student is deemed to have satisfied the minimum academic requirements if he has **earned the credits allotted to each theory/practical design/drawing subject/project and secures not less than 35% of marks in the end semester exam, and minimum 40% of marks in the sum total of the internal marks and end semester examination marks.**
- 5.2 A student shall be promoted from first year to second year if he fulfills the minimum attendance requirement.
- 5.3 A student will be **promoted from II year to III year** if he fulfills the academic requirement of **40% of the credits up to II year I semester from all the examinations, whether or not the candidate takes the examinations and secures prescribed minimum attendance in II year II semester.**
- 5.4 A student shall be **promoted from III year to IV year** if he fulfills the academic requirements of **40% of the credits up to III year I semester from all the examinations, whether or not the candidate takes the examinations and secures prescribed minimum attendance in III year II semester.**
- 5.5 A student shall register and put up minimum attendance in all 180 credits and earn all 180 credits. **Marks obtained in all the 180 credits shall be considered for the calculation of percentage of marks.**

6. Course pattern

1. The entire course of study is for four academic years, all the years are on semester pattern.
2. A student eligible to appear for the end semester examination in a subject, but absent from it or has failed in the end semester examination, may write the exam in that subject when conducted next.

3. When a student is detained for lack of credits / shortage of attendance, he may be re-admitted into the same semester / year in which he has been detained. However, the academic regulations under which he was first admitted shall continue to be applicable to him.

7. **Award of Class**

After a student has satisfied the requirements prescribed for the completion of the program and is eligible for the award of B. Tech. Degree, he shall be placed in one of the following four classes:

Class Awarded	% of marks to be secured	From the aggregate marks secured from 180 Credits.
First Class with Distinction	70% and above	
First Class	Below 70 but not less than 60%	
Second Class	Below 60% but not less than 50%	
Pass Class	Below 50% but not less than 40%	

The marks obtained in internal evaluation and end semester examination shall be shown separately in the memorandum of marks.

8. **Minimum Instruction Days**

The minimum instruction days for each semester shall be 90 working days.

9. There shall be no branch transfers after the completion of the admission process.

10. There shall be no transfer from one college/stream to another within the Constituent Colleges and Units of Jawaharlal Nehru Technological University Kakinada.

11. **WITHHOLDING OF RESULTS**

If the student has not paid the dues, if any, to the university or if any case of indiscipline is pending against him, the result of the student will be withheld. His degree will be withheld in such cases.

12. TRANSITORY REGULATIONS

1. Discontinued or detained candidates are eligible for readmission as and when next offered.
2. In case of transferred students from other Universities, the credits shall be transferred to JNTUK as per the academic regulations and course structure of the JNTUK.

13. General

1. Wherever the words “he”, “him”, “his”, occur in the regulations, they include “she”, “her”, “hers”.
2. The academic regulation should be read as a whole for the purpose of any interpretation.
3. In case of any doubt or ambiguity in the interpretation of the above rules, the decision of the Vice-Chancellor is final.
4. The University may change or amend the academic regulations or syllabi at any time and the changes or amendments made shall be applicable to all the students with effect from the dates notified by the University.
5. The students seeking transfer to colleges affiliated to JNTUK from various other Universities/ Institutions have to pass the failed subjects which are equivalent to the subjects of JNTUK, and also pass the subjects of JNTUK on their own without the right to sessional marks which the candidates have not studied at the earlier Institution.

* * * *

Academic Regulations (R13) for B. Tech. (Lateral entry Scheme)

Applicable for the students admitted into II year B. Tech. from the Academic Year 2014-15 onwards

1 **Award of B. Tech. Degree**

A student will be declared eligible for the award of B. Tech. Degree if he fulfils the following academic regulations:

- 1.1 A student shall be declared eligible for the award of the B. Tech Degree, if he pursues a course of study in not less than three academic years and not more than six academic years.
- 1.2 The candidate shall register for 132 credits and secure all the 132 credits.

2. The attendance regulations of B. Tech. (Regular) shall be applicable to B.Tech.

3. **Promotion Rule**

A student shall be promoted from second year to third year if he fulfills the minimum attendance requirement.

A student shall be promoted from III year to IV year if he fulfils the academic requirements of 40% of the credits up to III year I semester from all the examinations, whether or not the candidate takes the examinations and secures prescribed minimum attendance in III year II semester.

4. **Award of Class**

After a student has satisfied the requirement prescribed for the completion of the program and is eligible for the award of B. Tech. Degree, he shall be placed in one of the following four classes:

Class Awarded	% of marks to be secured	From the aggregate marks secured from 132 Credits from II year to IV year.
First Class with Distinction	70% and above	
First Class	Below 70% but not less than 60%	
Second Class	Below 60% but not less than 50%	
Pass Class	Below 50% but not less than 40%	

The marks obtained in the internal evaluation and the end semester examination shall be shown separately in the marks memorandum.

5. All the other regulations as applicable to **B. Tech. 4-year degree course (Regular) will hold good for B. Tech. (Lateral Entry Scheme).**

MALPRACTICES RULES

Disciplinary Action for / Improper Conduct in Examinations

	Nature of Malpractices / Improper conduct	Punishment
	<i>If the candidate:</i>	
1. (a)	Possesses or keeps accessible in examination hall, any paper, note book, programmable calculators, Cell phones, pager, palm computers or any other form of material concerned with or related to the subject of the examination (theory or practical) in which he is appearing but has not made use of (material shall include any marks on the body of the candidate which can be used as an aid in the subject of the examination)	Expulsion from the examination hall and cancellation of the performance in that subject only.
(b)	Gives assistance or guidance or receives it from any other candidate orally or by any other body language methods or communicates through cell phones with any candidate or persons in or outside the exam hall in respect of any matter.	Expulsion from the examination hall and cancellation of the performance in that subject only of all the candidates involved. In case of an outsider, he will be handed over to the police and a case is registered against him.
2.	Has copied in the examination hall from any paper, book, programmable calculators, palm computers or any other form of material relevant to the subject of the examination (theory or practical) in which the candidate is appearing.	Expulsion from the examination hall and cancellation of the performance in that subject and all other subjects the candidate has already appeared including practical examinations and project work and shall not be permitted to appear for the remaining examinations of the subjects of that Semester/year. The Hall Ticket of the candidate is to be cancelled and sent to the University.
3.	Impersonates any other candidate in connection with the examination.	The candidate who has impersonated shall be expelled from examination hall. The candidate is also debarred and forfeits the seat. The performance of the original candidate who has been impersonated, shall be cancelled in all the subjects of the

		examination (including practicals and project work) already appeared and shall not be allowed to appear for examinations of the remaining subjects of that semester/year. The candidate is also debarred for two consecutive semesters from class work and all University examinations. The continuation of the course by the candidate is subject to the academic regulations in connection with forfeiture of seat. If the imposter is an outsider, he will be handed over to the police and a case is registered against him.
4.	Smuggles in the Answer book or additional sheet or takes out or arranges to send out the question paper during the examination or answer book or additional sheet, during or after the examination.	Expulsion from the examination hall and cancellation of performance in that subject and all the other subjects the candidate has already appeared including practical examinations and project work and shall not be permitted for the remaining examinations of the subjects of that semester/year. The candidate is also debarred for two consecutive semesters from class work and all University examinations. The continuation of the course by the candidate is subject to the academic regulations in connection with forfeiture of seat.
5.	Uses objectionable, abusive or offensive language in the answer paper or in letters to the examiners or writes to the examiner requesting him to award pass marks.	Cancellation of the performance in that subject.
6.	Refuses to obey the orders of the Chief Superintendent/Assistant – Superintendent / any officer on duty or misbehaves or creates disturbance of any kind in and around the examination hall or organizes a walk out or instigates others to walk out, or threatens the officer-in charge or any person on duty in or outside the	In case of students of the college, they shall be expelled from examination halls and cancellation of their performance in that subject and all other subjects the candidate(s) has (have) already appeared and shall not be permitted to appear for the remaining examinations of the subjects of that

	<p>examination hall of any injury to his person or to any of his relations whether by words, either spoken or written or by signs or by visible representation, assaults the officer-in-charge, or any person on duty in or outside the examination hall or any of his relations, or indulges in any other act of misconduct or mischief which result in damage to or destruction of property in the examination hall or any part of the College campus or engages in any other act which in the opinion of the officer on duty amounts to use of unfair means or misconduct or has the tendency to disrupt the orderly conduct of the examination.</p>	<p>semester/year. The candidates also are debarred and forfeit their seats. In case of outsiders, they will be handed over to the police and a police case is registered against them.</p>
7.	<p>Leaves the exam hall taking away answer script or intentionally tears of the script or any part thereof inside or outside the examination hall.</p>	<p>Expulsion from the examination hall and cancellation of performance in that subject and all the other subjects the candidate has already appeared including practical examinations and project work and shall not be permitted for the remaining examinations of the subjects of that semester/year. The candidate is also debarred for two consecutive semesters from class work and all University examinations. The continuation of the course by the candidate is subject to the academic regulations in connection with forfeiture of seat.</p>
8.	<p>Possess any lethal weapon or firearm in the examination hall.</p>	<p>Expulsion from the examination hall and cancellation of the performance in that subject and all other subjects the candidate has already appeared including practical examinations and project work and shall not be permitted for the remaining examinations of the subjects of that semester/year. The candidate is also debarred and forfeits the seat.</p>

9.	If student of the college, who is not a candidate for the particular examination or any person not connected with the college indulges in any malpractice or improper conduct mentioned in clause 6 to 8.	Student of the colleges expulsion from the examination hall and cancellation of the performance in that subject and all other subjects the candidate has already appeared including practical examinations and project work and shall not be permitted for the remaining examinations of the subjects of that semester/year. The candidate is also debarred and forfeits the seat. Person(s) who do not belong to the College will be handed over to police and, a police case will be registered against them.
10.	Comes in a drunken condition to the examination hall.	Expulsion from the examination hall and cancellation of the performance in that subject and all other subjects the candidate has already appeared including practical examinations and project work and shall not be permitted for the remaining examinations of the subjects of that semester/year.
11.	Copying detected on the basis of internal evidence, such as, during valuation or during special scrutiny.	Cancellation of the performance in that subject and all other subjects the candidate has appeared including practical examinations and project work of that semester/year examinations.
12.	If any malpractice is detected which is not covered in the above clauses 1 to 11 shall be reported to the University for further action to award suitable punishment.	

Malpractices identified by squad or special invigilators

1. Punishments to the candidates as per the above guidelines.
2. Punishment for institutions : (if the squad reports that the college is also involved in encouraging malpractices).
 - (i) A show cause notice shall be issued to the college.
 - (ii) Impose a suitable fine on the college.
 - (iii) Shifting the examination centre from the college to another college for a specific period of not less than one year.

* * * * *








**JAWAHARLAL NEHRU TECHNOLOGICAL
UNIVERSITY: KAKINADA**
KAKINADA-533003, Andhra Pradesh (India)
For Constituent Colleges and Affiliated Colleges of JNTUK

Ragging

Prohibition of ragging in educational institutions Act 26 of 1997

Salient Features

- ⇒ Ragging within or outside any educational institution is prohibited.
- ⇒ Ragging means doing an act which causes or is likely to cause Insult or Annoyance of Fear or Apprehension or Threat or Intimidation or outrage of modesty or Injury to a student.

	Imprisonment upto		Fine Upto
Teasing, Embarrassing & Humiliation	 6 Months	+	Rs. 1,000/-
Assaulting or Using Criminal force or Criminal intimidation	 1 Year	+	Rs. 2,000/-
Wrongfully restraining or confining or causing hurt	 2 Years	+	Rs. 5,000/-
Causing grievous hurt, kidnapping or Abducts or rape or committing unnatural offence	 5 Years	+	Rs. 10,000/-
Causing death or abetting suicide	 10 Months	+	Rs. 50,000/-

In Case of Emergency CALL TOLL FREE No. : 1800 - 425 - 1288

LET US MAKE JNTUK A RAGGING FREE UNIVERSITY



JAWAHARLAL NEHRU TECHNOLOGICAL UNIVERSITY: KAKINADA

KAKINADA-533003, Andhra Pradesh (India)

For Constituent Colleges and Affiliated Colleges of JNTUK

Ragging

ABSOLUTELY NOT TO RAGGING

1. Ragging is prohibited as per Act 26 of A.P. Legislative Assembly, 1997.
2. Ragging entails heavy fines and/or imprisonment.
3. Ragging invokes suspension and dismissal from the College.
4. Outsiders are prohibited from entering the College and Hostel without permission.
5. Girl students must be in their hostel rooms by 7.00 p.m.
6. All the students must carry their Identity Cards and show them when demanded.
7. The Principal and the Wardens may visit the Hostels and inspect the rooms any time.



Jawaharlal Nehru Technological University Kakinada

For Constituent Colleges and Affiliated Colleges of JNTUK

In Case of Emergency CALL TOLL FREE No. : 1800 - 425 - 1288

LET US MAKE JNTUK A RAGGING FREE UNIVERSITY

COURSE STRUCTURE

I Year – I SEMESTER

S. No.	Subject	T	P	Credits
1	English - I	3+1	--	3
2	Mathematics - I	3+1	--	3
3	Mathematics – II (Mathematical Methods)	3+1	--	3
4	Engineering Physics	3+1	--	3
5	Professional Ethics and Human Values	3+1	--	3
6	Engineering Drawing	3+1	--	3
7	English – Communication Skills Lab - I	--	3	2
8	Engineering Physics Laboratory	--	3	2
9	Engineering Physics – Virtual Labs - Assignments	--	2	--
10	Engineering Workshop & IT Workshop	--	3	2
Total Credits				24

I Year – II SEMESTER

S. No.	Subject	T	P	Credits
1	English – II	3+1	--	3
2	Mathematics – III	3+1	--	3
3	Engineering Chemistry	3+1	--	3
4	Engineering Mechanics	3+1	--	3
5	Electrical Circuit Analysis - I	3+1	--	3
6	Computer Programming	3+1	--	3
7	Engineering Chemistry Lab	--	3	2
8	English – Communication Skills Lab - II	--	3	2
9	C Programming lab	--	3	2
Total Credits				24

II Year – I SEMESTER

S. No.	Subject	T	P	Credits
1	Electrical Circuit Analysis-II	3+1	--	3
2	Thermal and Hydro Prime movers	3+1	--	3
3	Basic Electronics And Devices	3+1	--	3

4	Complex Variables and Statistical Methods	3+1	--	3
5	Electro Magnetic Fields	3+1	--	3
6	Electrical Machines-I	3+1	--	3
7	Thermal and Hydro Lab	--	3	2
8	Electrical Circuits Lab	--	3	2
Total Credits				22

II Year – II SEMESTER

S. No.	Subject	T	P	Credits
1	Environmental studies	3+1	--	3
2	Switching Theory and Logic Design	3+1	--	3
3	Pulse & Digital Circuits	3+1	--	3
4	Power Systems-I	3+1	--	3
5	Electrical Machines-II	3+1	--	3
6	Control Systems	3+1	--	3
7	Electrical Machines -I Lab	--	3	2
8	Electronic Devices & Circuits Lab	--	3	2
Total Credits				22

III Year – I SEMESTER

S. No.	Subject	T	P	Credits
1	Managerial Economics and Financial Analysis	3+1	--	3
2	Electrical Measurements	3+1	--	3
3	Power Systems-II	3+1	--	3
4	Electrical Machines-III	3+1	--	3
5	Power Electronics	3+1	--	3
6	Linear & Digital IC Applications	3+1	--	3
7	Electrical Machines-II Lab	--	3	2
8	Control Systems Lab	--	3	2
9	IPR & Patents	3+1		2
Total Credits				24

III Year – II SEMESTER

S. No.	Subject	T	P	Credits
1	Switchgear and Protection	3+1	--	3

2	Microprocessors & Microcontrollers	3+1	--	3
3	Utilization of Electrical Energy	3+1	--	3
4	Power System Analysis	3+1	--	3
5	Power Semiconductor Drives	3+1	--	3
6	Management Science	3+1	--	3
7	Power Electronics Lab	--	3	2
8	Electrical Measurements Lab	--	3	2
Total Credits				22

IV Year – I SEMESTER

S. No.	Subject	T	P	Credits
1	Renewable Energy Sources and Systems	3+1	-	3
2	HVAC & DC Transmission	3+1	-	3
3	Power System Operation & Control	3+1	-	3
4	Open Elective	3+1	-	3
5	Elective – I	3+1	-	3
6	Microprocessors & Microcontrollers Lab	-	3	2
7	Electrical Simulation Lab	-	3	2
8	Power systems lab		3	2
Total Credits				21

IV Year – II SEMESTER

S. No.	Subject	T	P	Credits
1	Digital Control Systems	3+1	-	3
2	Elective – II	3+1	-	3
3	Elective – III	3+1	-	3
4	Elective – IV	3+1	-	3
5	Project	-	-	9
Total Credits				21

Open Elective:

1. Energy Audit, Conservation and Management
2. Instrumentation
3. Non Conventional Sources of Energy
4. Optimization Techniques

Elective – I:

1. VLSI Design
2. Electrical Distribution Systems
3. Optimization Techniques

Elective – II:

1. Advanced Control Systems
2. Extra High Voltage Transmission
3. Special Electrical Machines

Elective – III:

1. Electric Power Quality
2. Digital Signal Processing
3. FACTS: Flexible Alternating Current Transmission Systems.

Elective-IV:

1. OOPS Through Java
2. UNIX and Shell Programming
3. AI Techniques
4. Power System Reforms
5. Systems Engineering

SYLLABUS**I Year – I SEMESTER****T P C**
3+1 0 3**ENGLISH –I****(Common to All Branches)****DETAILED TEXT-I English Essentials : Recommended Topics :****1. IN LONDON: M.K.GANDHI**

OBJECTIVE: To apprise the learner how Gandhi spent a period of three years in London as a student.

OUTCOME: The learner will understand how Gandhi grew in introspection and maturity.

2. THE KNOWLEDGE SOCIETY- APJ KALAM

OBJECTIVE: To make the learners rediscover India as a land of Knowledge.

OUTCOME: The learners will achieve a higher quality of life, strength and sovereignty of a developed nation.

3. THE SCIENTIFIC POINT OF VIEW- J.B.S. HALDANE

OBJECTIVE: This essay discusses how scientific point of view seeks to arrive at the truth without being biased by emotion.

OUTCOME: This develops in the student the scientific attitude to solve many problems which we find difficult to tackle.

4. PRINCIPLES OF GOOD WRITING:

OBJECTIVE: To inform the learners how to write clearly and logically.

OUTCOME: The learner will be able to think clearly and logically and write clearly and logically.

5. MAN’S PERIL

OBJECTIVE: To inform the learner that all men are in peril.

OUTCOME: The learner will understand that all men can come together and avert the peril.

6. THE DYING SUN—SIR JAMES JEANS

OBJECTIVE: This excerpt from the book “The Mysterious Universe” presents the mysterious nature of the Universe and the stars which present numerous problems to the scientific mind. Sir James Jeans uses a poetic approach to discuss the scientific phenomena.

OUTCOME: This provides the students to think about the scientific phenomena from a different angle and also exposes the readers to poetic expressions.

7. LUCK—MARK TWAIN

OBJECTIVE: This is a short story about a man's public image and his true nature. The theme of the story is that luck can be a factor of life, so that even if one is incompetent but lucky, one can still succeed.

OUTCOME: The story is humourous in that it contains a lot of irony. Thus this develops in the learner understand humourous texts and use of words for irony.

Text Book : 'English Essentials' by Ravindra Publications

NON-DETAILED TEXT:

(From Modern Trailblazers of Orient Blackswan)
(Common single Text book for two semesters)

1. G.D.Naidu

OBJECTIVE: To inspire the learners by G.D.Naidu's example of inventions and contributions.

OUTCOME: The learner will be in a position to emulate G.D.Naidu and take to practical applications.

2. G.R.Gopinath

OBJECTIVE: To inspire the learners by his example of inventions.

OUTCOME: Like G.R.Gopinath, the learners will be able to achieve much at a low cost and help the common man.

3. Sudhamurthy

OBJECTIVE: To inspire the learners by the unique interests and contributions of Sudha Murthy.

OUTCOME: The learner will take interest in multiple fields of knowledge and make life worthwhile through social service.

4. Vijay Bhatkar

OBJECTIVE: To inspire the learner by his work and studies in different fields of engineering and science.

OUTCOME: The learner will emulate him and produce memorable things.

Text Book : 'Trail Blazers' by Orient Black Swan Pvt. Ltd. Publishers

I Year – I SEMESTER

T	P	C
3+1	0	3

MATHEMATICS – I (DIFFERENTIAL EQUATIONS)**(Common to All Branches)****UNIT I: Differential equations of first order and first degree:**

Linear-Bernoulli-Exact-Reducible to exact.

Applications : Newton's Law of cooling-Law of natural growth and decay-orthogonal trajectories.

Subject Category

ABET Learning Objectives a d e

ABET internal assessments 1 2 6

JNTUK External Evaluation A B E

UNIT II: Linear differential equations of higher order:Non-homogeneous equations of higher order with constant coefficients with RHS term of the type e^{ax} , $\sin ax$, $\cos ax$, polynomials in x , $e^{ax} V(x)$, $xV(x)$.

Applications: LCR circuit, Simple Harmonic motion

Subject Category

ABET Learning Objectives a d e

ABET internal assessments 1 2 6

JNTUK External Evaluation A B E

UNIT III Laplace transforms:

Laplace transforms of standard functions-Shifting Theorems, Transforms of derivatives and integrals – Unit step function –Dirac's delta function- Inverse Laplace transforms– Convolution theorem (with out proof).

Application: Solutions of ordinary differential equations using Laplace transforms.

Subject Category

ABET Learning Objectives a e

ABET internal assessments 1 2 6

JNTUK External Evaluation A B E

UNIT IV Partial differentiation:

Introduction- Total derivative-Chain rule-Generalized Mean Value theorem for single variable (without proof)-Taylors and Mc Laurent's series for two variables– Functional dependence- Jacobian.

Applications: Maxima and Minima of functions of two variables with constraints and without constraints.

Subject Category

ABET Learning Objectives a c e

ABET internal assessments 1 2 6

JNTUK External Evaluation A B E

UNIT V First order Partial differential equations:

Formation of partial differential equations by elimination of arbitrary constants and arbitrary functions –solutions of first order linear (Lagrange) equation and nonlinear (standard type) equations

Subject Category

ABET Learning Objectives a e

ABET internal assessments 1 2 6

JNTUK External Evaluation A B E

UNIT VI Higher order Partial differential equations:

Solutions of Linear Partial differential equations with constant coefficients-Method of separation of Variables.

Applications: One- dimensional Wave, Heat equations - two-dimensional Laplace Equation.

Subject Category

ABET Learning Objectives a e

ABET internal assessments 1 2 6

JNTUK External Evaluation B E

Books:

1. **B.S.GREWAL**, Higher Engineering Mathematics, 42nd Edition, Khanna Publishers.
2. **ERWIN KREYSZIG**, Advanced Engineering Mathematics, 9th Edition, Wiley-India.
3. **GREENBERG**, Advanced Engineering Mathematics, 2nd edition, Pearson edn.
4. **DEAN G. DUFFY**, Advanced engineering mathematics with MATLAB, CRC Press.
5. **PETER O'NEIL**, advanced Engineering Mathematics, Cengage Learning.

Subject Category	ABET Learning Objectives	ABET Internal Assessments	JNTUK External Evaluation	Remarks
Theory Design Analysis Algorithms Drawing Others	a) Apply knowledge of math, science, & engineering b) Design & conduct experiments, analyze & interpret data c) Design a system/process to meet desired needs within economic, social, political, ethical, health/safety, manufacturability, & sustainability constraints d) Function on multidisciplinary teams e) Identify, formulate, & solve engineering problems f) Understand professional & ethical responsibilities g) Communicate effectively h) Understand impact of engineering solutions in global, economic, environmental, & societal context i) Recognize need for & be able to engage in lifelong learning j) Know contemporary issues k) Use techniques, skills, modern tools for engineering practices	1. Objective tests 2. Essay questions tests 3. Peer tutoring based 4. Simulation based 5. Design oriented 6. Problem based 7. Experiential (project based) based 8. Lab work or field work based 9. Presentation based 10. Case Studies based 11. Role-play based 12. Portfolio based	A. Questions should have: B. Definitions, Principles of operation or philosophy of concept. C. Mathematical treatment, derivations, analysis, synthesis, numerical problems with inference. D. Design oriented problems E. Troubleshooting type of questions F. Applications related questions G. Brain storming questions	

I Year – I SEMESTER**T P C**
3+1 0 3**MATHEMATICS – II**
(MATHEMATICAL METHODS)

(Common to All Branches)

UNIT I Solution of Algebraic and Transcendental Equations:

Introduction- Bisection Method – Method of False Position – Iteration Method – Newton-Raphson Method (One variable and Simultaneous Equations).

Subject Category

ABET Learning Objectives a e k

ABET internal assessments 1 2 4 6

JNTUK External Evaluation A B E

UNIT II Interpolation:

Introduction- Errors in Polynomial Interpolation – Finite differences- Forward Differences- Backward differences –Central differences – Symbolic relations and separation of symbols-Differences of a polynomial-Newton's formulae for interpolation – Interpolation with unevenly spaced points – Lagrange's Interpolation formula.

Subject Category

ABET Learning Objectives a e

ABET internal assessments 1 2 4 6

JNTUK External Evaluation A B E

UNIT III Numerical solution of Ordinary Differential equations:

Solution by Taylor's series-Picard's Method of successive Approximations-Euler's Method-Runge-Kutta Methods.

Subject Category

ABET Learning Objectives a e

ABET internal assessments 1 2 4 6

JNTUK External Evaluation A B E

UNIT IV Fourier Series:

Introduction- Determination of Fourier coefficients – even and odd functions –change of interval– Half-range sine and cosine series.

Application: Amplitude, spectrum of a periodic function

Subject Category

ABET Learning Objectives a e d

ABET internal assessments 1 2 6

JNTUK External Evaluation A B E

UNIT V Fourier Transforms:

Fourier integral theorem (only statement) – Fourier sine and cosine integrals – sine and cosine transforms – properties – inverse transforms – Finite Fourier transforms.

Subject Category

ABET Learning Objectives a d e k

ABET internal assessments 1 2 6

JNTUK External Evaluation A B E

UNIT VI Z-transform:

Introduction– properties – Damping rule – Shifting rule – Initial and final value theorems –Inverse z transform- -Convolution theorem – Solution of difference equation by Z –transforms.

Subject Category

ABET Learning Objectives a b e k

ABET internal assessments 1 2 6

JNTUK External Evaluation A B E

BOOKS:

1. **B.S. GREWAL**, Higher Engineering Mathematics, 42nd Edition, Khanna Publishers.
2. **DEAN G. DUFFY**, Advanced Engineering Mathematics with MATLAB, CRC Press.
3. **V. RAVINDRANATH and P. VIJAYALAXMI**, Mathematical Methods, Himalaya Publishing House.
4. **ERWYN KREYSZIG**, Advanced Engineering Mathematics, 9th Edition, Wiley-India.

Subject Category	ABET Learning Objectives	ABET Internal Assessments	JNTUK External Evaluation	Remarks
	a) Apply knowledge of math, science, & engineering b) Design & conduct	1. Objective tests 2. Essay questions	A. Questions should have: B. Definitions,	

<p>Theory Design Analysis Algorithms Drawing Others</p>	<p>experiments, analyze & interpret data</p> <p>c) Design a system/process to meet desired needs within economic, social, political, ethical, health/safety, manufacturability, & sustainability constraints</p> <p>d) Function on multidisciplinary teams</p> <p>e) Identify, formulate, & solve engineering problems</p> <p>f) Understand professional & ethical responsibilities</p> <p>g) Communicate effectively</p> <p>h) Understand impact of engineering solutions in global, economic, environmental, & societal context</p> <p>i) Recognize need for & be able to engage in lifelong learning</p> <p>j) Know contemporary issues</p> <p>k) Use techniques, skills, modern tools for engineering practices</p>	<p>tests</p> <p>3. Peer tutoring based</p> <p>4. Simulation based</p> <p>5. Design oriented</p> <p>6. Problem based</p> <p>7. Experiential (project based) based</p> <p>8. Lab work or field work based</p> <p>9. Presentation based</p> <p>10. Case Studies based</p> <p>11. Role-play based</p> <p>12. Portfolio based</p>	<p>Principle of operation or philosophy of concept.</p> <p>C. Mathematical treatment, derivations, analysis, synthesis, numerical problems with inference.</p> <p>D. Design oriented problems</p> <p>E. Troubleshooting type of questions</p> <p>F. Applications related questions</p> <p>G. Brain storming questions</p>
-----------------------------------------------------------------------------	-------------------------------------------------------------------------------------------------------------------------------------------------------------------------------------------------------------------------------------------------------------------------------------------------------------------------------------------------------------------------------------------------------------------------------------------------------------------------------------------------------------------------------------------------------------------------------------------------------------------------------------------------------------------------------------------------------------------------------------------------	------------------------------------------------------------------------------------------------------------------------------------------------------------------------------------------------------------------------------------------------------------------------------------------------------------------------------	---------------------------------------------------------------------------------------------------------------------------------------------------------------------------------------------------------------------------------------------------------------------------------------------------------------------------

I Year – I SEMESTER**T P C**
3+1 0 3**ENGINEERING PHYSICS****UNIT-I****PHYSICAL OPTICS FOR INSTRUMENTS**

“Objective Designing an instrument and enhancing the resolution for its operation would be effective as achieved through study of applicational aspects of physical Optics”.

INTERFACE : Introduction – Interference in thin films by reflection – Newton’s rings.

DIFFRACTION : Introduction – Fraunhofer diffraction - Fraunhofer diffraction at double slit (qualitative) – Diffraction grating – Grating spectrum – Resolving power of a grating – Rayleigh’s criterion for resolving power.

POLARIZATION : Introduction – Types of Polarization – Double refraction – Quarter wave plate ad Half Wave plate.

UNIT-II**COHERENT OPTICS – COMMUNICATIONS AND STRUCTURE OF MATERIALS**

Objectives while lasers are trusted Non-linear coherent sources established for the fitness of instrumentation, establishing a structure property relationship for materials requires allotment of an equivalent footing in convening the physics knowledge base.

LASERS: Introduction – coherent sources – Characteristics of lasers – Spontaneous and Stimulated emission of radiation – Einstein’s coefficients – Population inversion – Three and Four level pumping schemes – Ruby laser – Helium Neon laser.

FIBER OPTICS : Introduction – Principle of Optical Fiber – Acceptance angle and acceptance cone – Numerical aperture.

CRYSTALLOGRAPHY : Introduction – Space lattice – Basis – Unit Cell – Lattice parameters – Bravais lattices – Crystal systems – Structures and packing fractions of SC, BCC and FCC.

X-RAY DIFFRACTION TECHNIQUES : Directions and planes in crystals – Miller indices – Separation between successive [h k l] planes – Bragg’s law.

UNIT-III

MAGNETIC, ELECTRIC FIELD RESPONSE OF MATERIALS & SUPERCONDUCTIVITY

“Objective many of the Electrical or Electronic gadgets are designed basing on the response of naturally abundant and artificially made materials, while their response to E- or H- fields controls their performance.

MAGNETIC PROPERTIES : Magnetic permeability – Magnetization – Organ or magnetic moment – Classification of Magnetic materials – Dir, para, Ferro, anti ferro and ferri-magnetism – Hysteresis curve.

DIELECTRIC PROPERTIES : Introduction – Dielectric constant – Electronic, ionic and orientational polarization – internal fields – Clausius – Mossotti equation – Dielectric loss, Breakdown and Strength.

SUPERCONDUCTIVITY : General properties – Meissner effect – Type I and Type II superconductors – BCS Theory Flux quantization London’s equations – Penetration depth – DC and AC Josephson effects – SQUIDS.

UNIT – IV

ACOUSTICS AND EM – FIELDS:

Objective: The utility and nuances of ever pervading SHM and its consequences would be the first hand-on to as it clearly conveyed through the detailed studies of Acoustics of Buildings, while vectorial concepts of EM fields paves the student to gear – up for a deeper understanding.

ACOUSTICS: __ Sound absorption, absorption coefficient and its measurements, Reverberations time – Sabine’s formula, Eyring’s formula.

ELECTRO-MAGNETIC FIELDS: Gauss and stokes theorems (qualitative) – Fundamental laws of electromagnetism – Maxwell’s Electromagnetic Equations (Calculus approach).

UNIT – V

QUANTUM MECHANICS FOR ELECTRONIC TRANSPORT

Objective: The discrepancy between classical estimates and laboratory observations of physical properties exhibited by materials would be lifted out through the understanding quantum picture of sub-atomic world dominated by electron and its presence.

QUANTUM MECHANICS: Introduction to matter waves – Schrodinger Time Independent and Time Dependent wave equations – Particle in a box.

FREE ELECTRON THEORY: Classical free electron theory – electrical conductivity – Mean free path – Relaxation time and drift velocity – Quantum free electron theory – Fermi – Dirac (analytical) and its dependence on temperature – Fermi energy – density of states – derivations for current density.

BAND THEORY OF SOLIDS: Bloch theorem (qualitative) – Kronig – Penney model – Origin of energy band formation in solids – Classification of materials into conductors, semi – conductors & insulators – Concepts of effective mass of electron - concept of hole.

UNIT – VI

SEMICONDUCTOR PHYSICS:

Objective: In the wake of ever increasing demand for the space and power the watch word “small is beautiful”, understanding the physics of electronic transport as underlying mechanism for appliances would provide a knowledge base.

Introduction – Intrinsic semiconductor and carrier concentration – Equation for conductivity – Extrinsic semiconductor and carrier concentration – Drift and diffusion – Einstein’s equation – Hall Effect – direct & indirect band gap semiconductors – Electronic transport Mechanism for LEDs, Photo conductors and solar cells.

TEXT BOOKS

1. Solid state Physics by A.J. Dekker (Mc Millan India Ltd.) .
2. A text book of Engineering Physics by M.N. Avadhanulu & P.G. Kshirasagar (S. Chand publications).
3. Engineering Physics b;y M.R. Srinivasan (New Age international publishers).

REFERENCE BOOKS

1. ‘Introduction to solid state physics’ by Charles Kittel (Willey India Pvt. Ltd).
2. ‘Applied Physics’ by T. Bhimasenkaram (BSP BH Publications)
3. ‘Applied Physics’ by M.Arumugam (Anuradha Agencies).
4. ‘Engineering Physics’ by Palanisamy (Scitech Publishers).
5. ‘Engineering Physics’ by D.K.Bhattacharya (Oxford University press).
6. ‘Engineering Physics’ by Mani Naidu S (Pearson Publications)
7. ‘Engineering Physics’ by Sanjay D Jain and Girish G Sahasrabudhe (University Press).
8. ‘Engineering Physics’ by B.K.Pandey & S. Chaturvedi (Cengage Learning).

I Year – I SEMESTER

T	P	C
3+1	0	3

Professional Ethics and Human Values**UNIT I : Human Values:**

Morals, Values and Ethics – Integrity – Work Ethics – Service Learning – Civic Virtue – Respect for others – Living Peacefully – Caring – Sharing – Honesty – Courage – Value time – Co-operation – Commitment – Empathy – Self-confidence – Spirituality- Character.

UNIT II : Engineering Ethics:

The History of Ethics-Purposes for Engineering Ethics-Engineering Ethics-Consensus and Controversy –Professional and Professionalism –Professional Roles to be played by an Engineer –Self Interest, Customs and Religion-Uses of Ethical Theories-Professional Ethics-Types of Inquiry – Engineering and Ethics-Kohlberg’s Theory – Gilligan’s Argument –Heinz’s Dilemma.

UNIT III : Engineering as Social Experimentation:

Comparison with Standard Experiments – Knowledge gained – Conscientiousness – Relevant Information – Learning from the Past – Engineers as Managers, Consultants, and Leaders – Accountability – Role of Codes – Codes and Experimental Nature of Engineering.

UNIT IV : Engineers’ Responsibility for Safety and Risk:

Safety and Risk, Concept of Safety – Types of Risks – Voluntary v/s Involuntary Risk- Short term v/s Long term Consequences- Expected Probability- Reversible Effects- Threshold Levels for Risk- Delayed v/s Immediate Risk- Safety and the Engineer – Designing for Safety – Risk-Benefit Analysis-Accidents.

UNIT V : Engineers’ Responsibilities and Rights:

Collegiality-Techniques for Achieving Collegiality –Two Senses of Loyalty-obligations of Loyalty-misguided Loyalty – professionalism and Loyalty-Professional Rights –Professional Responsibilities – confidential and proprietary information-Conflict of Interest-solving conflict problems – Self-interest, Customs and Religion- Ethical egoism-Collective bargaining-Confidentiality-Acceptance of Bribes/Gifts-when is a Gift and a Bribe-examples of Gifts v/s Bribes-problem solving-interests in other companies-Occupational Crimes-industrial espionage-price fixing-endangering lives-

Whistle Blowing-types of whistle blowing-when should it be attempted-preventing whistle blowing.

UNIT VI : Global Issues:

Globalization- Cross-culture Issues-Environmental Ethics-Computer Ethics-computers as the instrument of Unethical behaviour-computers as the object of Unethical Acts-autonomous computers-computer codes of Ethics-Weapons Development-Ethics and Research-Analysing Ethical Problems in Research-Intellectual Property Rights.

Text Books:

1. “Engineering Ethics & Human Values” by M.Govindarajan, S.Natarajan and V.S.SenthilKumar-PHI Learning Pvt. Ltd-2009.
2. “Professional Ethics and Morals” by Prof.A.R.Aryasri, Dharanikota Suyodhana-Maruthi Publications.
3. “Professional Ethics and Human Values” by A.Alavudeen, R.Kalil Rahman and M. Jayakumaran- Laxmi Publications
4. “Professional Ethics and Human Values” by Prof. D.R. Kiran.
5. “Indian Culture, Values and Professional Ethics” by PSR Murthy-BS Publication.
6. “Ethics in Engineering” by Mike W. Martin and Roland Schinzinger – Tata McGraw-Hill – 2003.
7. “Engineering Ethics” by Harris, Pritchard and Rabins, CENGAGE Learning, India Edition, 2009.

I Year – I SEMESTER

T	P	C
3+1	0	3

ENGINEERING DRAWING**Objective:**

Engineering drawing being the principle method of communication for engineers, the objective to introduce the students, the techniques of constructing the various types of polygons, curves and scales. The objective is also to visualize and represent the 3D objects in 2D planes with proper dimensioning, scaling etc.

UNIT I

Objective: The objective is to introduce the use and the application of drawing instruments and to make the students construct the polygons, curves and various types of scales. The student will be able to understand the need to enlarge or reduce the size of objects in representing them.

Polygons, Construction of regular polygons using given length of a side; Ellipse, arcs of circles and Oblong methods; Scales – Vernier and Diagonal scales.

UNIT II

Objective: The objective is to introduce orthographic projections and to project the points and lines parallel to one plane and inclined to other.

Introduction to orthographic projections; projections of points; projections of straight lines parallel to both the planes; projections of straight lines – parallel to one plane and inclined to the other plane.

UNIT III

Objective: The objective is to make the students draw the projections of the lines inclined to both the planes.

Projections of straight lines inclined to both the planes, determination of true lengths, angle of inclinations and traces.

UNIT IV

Objective: The objective is to make the students draw the projections of the plane inclined to both the planes.

Projections of planes: regular planes perpendicular/parallel to one plane and inclined to the other reference plane; inclined to both the reference planes.

UNIT V

Objective: The objective is to make the students draw the projections of the various types of solids in different positions inclined to one of the planes.

Projections of Solids – Prisms, Pyramids, Cones and Cylinders with the axis inclined to one of the planes.

UNIT VI

Objective: The objective is to represent the object in 3D view through isometric views. The student will be able to represent and convert the isometric view to orthographic view and vice versa.

Conversion of isometric views to orthographic views; Conversion of orthographic views to isometric views.

TEXT BOOKS:

1. Engineering Drawing by N.D. Butt, Chariot Publications.
2. Engineering Drawing by K.L.Narayana & P. Kannaiah, Scitech Publishers.
3. Engineering Graphics by PI Varghese, McGrawHill Publishers.

REFERENCE BOOKS:

1. Engineering Graphics for Degree by K.C. John, PHI Publishers.
2. Engineering Drawing by Agarwal & Agarwal, Tata McGraw Hill Publishers.
3. Engineering Drawing + AutoCad – K Venugopal, V. Prabhu Raja, New Age.

I Year – I SEMESTER**T P C**
0 3 2**ENGLISH – COMMUNICATION SKILLS LAB – I****Suggested Lab Manuals:**

OBJECTIVE: To impart to the learner the skills of grammar as well as communication through listening, speaking, reading, and writing including soft, that is life skills.

BASIC COMMUNICATION SKILLS

- | | |
|--------|---------------------------------------------------------|
| UNIT 1 | A. Greeting and Introductions
B. Pure Vowels |
| UNIT 2 | A. Asking for information and Requests
B. Diphthongs |
| UNIT 3 | A. Invitations
B. Consonants |
| UNIT 4 | A. Commands and Instructions
B. Accent and Rhythm |
| UNIT 5 | A. Suggestions and Opinions
B. Intonation |

Text Book:

‘Strengthen your Communication Skills’ Part-A by Maruthi Publications.

Reference Books:

1. INFOTECH English (Maruthi Publications).
2. Personality Development and Soft Skills (Oxford University Press, New Delhi).

I Year – I SEMESTER**T P C**
0 3 2**ENGINEERING PHYSICS LAB****List of Experiments**

1. Determination of wavelength of a source-Diffraction Grating-Normal incidence.
2. Newton's rings –Radius of Curvature of Plano_Convex Lens.
3. Determination of thickness of a thin object using parallel interference fringes.
4. Determination of Rigidity modulus of a material- Torsional Pendulum.
5. Determination of Acceleration due to Gravity and Radius of Gyration- Compound Pendulum.
6. Melde's experiment – Transverse and Longitudinal modes.
7. Verification of laws of stretched string – Sonometer.
8. Determination of velocity of sound – Volume resonator.
9. L C R Senes Resonance Circuit
10. Study of I/V Characteristics of Semiconductor diode.
11. I/V characteristics of Zener diode.
12. Thermistor characteristics – Temperature Coefficient.
13. Magnetic field along the axis of a current carrying coil – Stewart and Gee's apparatus.
14. Energy Band gap of a Semiconductor p.n junction.
15. Hall Effect for semiconductor.

REFERENCE:

1. Engineering Physics Lab Manual by Dr.Y. Aparna & Dr.K.Venkateswarao (V.G.S.Book links).
2. Physics practical manual, Lorven Publications.

I Year – I SEMESTER

T	P	C
0	3	2

**Engineering Physics
Virtual Labs - Assignments****List of Experiments**

1. Hall Effect
2. Crystal Structure
3. Hysteresis
4. Brewster's angle
5. Magnetic Levitation / SQUID
6. Numerical Aperture of Optical fiber
7. Photoelectric Effect
8. Simple Harmonic Motion
9. Damped Harmonic Motion
10. LASER – Beam Divergence and Spot size

URL: WWW.vlab.co.in

I Year – I SEMESTER**T P C**
0 3 2**ENGINEERING WORKSHOP & IT WORKSHOP****ENGINEERING WORKSHOP:**

Course Objective: To impart hands-on practice on basic engineering trades and skills.

Note: At least two exercises to be done from each trade.

Trade:

- | | |
|---------------------|-----------------------------------------------------------------------------------------------------------------------------------------------------------------------------------------------------------|
| Carpentry | <ol style="list-style-type: none">1. T-Lap Joint2. Cross Lap Joint3. Dovetail Joint4. Mortise and Tennon Joint |
| Fitting | <ol style="list-style-type: none">1. Vee Fit2. Square Fit3. Half Round Fit4. Dovetail Fit |
| Black Smithy | <ol style="list-style-type: none">1. Round rod to Square2. S-Hook3. Round Rod to Flat Ring4. Round Rod to Square headed bolt |
| House Wiring | <ol style="list-style-type: none">1. Parallel / Series Connection of three bulbs2. Stair Case wiring3. Florescent Lamp Fitting4. Measurement of Earth Resistance |
| Tin Smithy | <ol style="list-style-type: none">1. Taper Tray2. Square Box without lid3. Open Scoop4. Funnel |

IT WORKSHOP:

Objectives: Enabling the student to understand basic hardware and software tools through practical exposure.

PC Hardware:

Identification of basic peripherals, assembling a PC, installation of system software like MS Windows, device drivers. Troubleshooting Hardware and software _ some tips and tricks.

Internet & World Wide Web:

Different ways of hooking the PC on to the internet from home and workplace and effectively usage of the internet, web browsers, email, newsgroups and discussion forums .Awareness of cyber hygiene(protecting the personal computer from getting infected with the viruses), worms and other cyber attacks .

Productivity tools Crafting professional word documents; excel spread sheets, power point presentations and personal web sites using the Microsoft suite of office tools

(Note: Student should be thoroughly exposed to minimum of 12 Tasks)

PC Hardware**Task 1: Identification of the peripherals of a computer.**

To prepare a report containing the block diagram of the CPU along with the configuration of each peripheral and its functions. Description of various I/O Devices.

Task 2 (Optional) : A practice on disassembling the components of a PC and assembling them to back to working condition.

Task 3: Examples of Operating systems- DOS, MS Windows, Installation of MS windows on a PC.

Task 4: Introduction to Memory and Storage Devices , I/O Port, Device Drivers, Assemblers, Compilers, Interpreters , Linkers, Loaders.

Task 5:**Hardware Troubleshooting (Demonstration):**

Identification of a problem and fixing a defective PC(improper assembly or defective peripherals).

Software Troubleshooting (Demonstration):. Identification of a problem and fixing the PC for any software issues.

Internet & Networking Infrastructure

Task 6: Demonstrating Importance of Networking, Transmission Media, Networking Devices- Gateway, Routers, Hub, Bridge, NIC ,Bluetooth Technology, Wireless Technology, Modem, DSL, Dialup Connection.

Orientation & Connectivity Boot Camp and web browsing: Students are trained to configure the network settings to connect to the Internet. They are

trained to demonstrate the same through web browsing (including all tool bar options) and email access.

Task 7: Search Engines & Netiquette:

Students are enabled to use search engines for simple search, academic search and any other context based search (Bing, Google etc). Students are acquainted to the principles of micro-blogging, wiki, collaboration using social networks, participating in online technology forums.

Task 8: Cyber Hygiene (Demonstration): Awareness of various threats on the internet. Importance of security patch updates and anti-virus solutions. Ethical Hacking, Firewalls, Multi-factor authentication techniques including Smartcard, Biometrics are also practiced.

Word

Task 9 : MS Word Orientation:

Accessing, overview of toolbars, saving files, Using help and resources, rulers, formatting ,Drop Cap , Applying Text effects, Using Character Spacing, OLE in Word, using templates, Borders and Colors, Inserting Header and Footer, Using Date and Time option, security features in word, converting documents while saving.

Task 10: Creating project : Abstract Features to be covered:-Formatting Styles, Inserting table, Bullets and Numbering, Changing Text Direction, Cell alignment, Footnote, Hyperlink, Symbols, Spell Check , Track Changes, Images from files and clipart, Drawing toolbar and Word Art, Formatting Images, Textboxes and Paragraphs.

Excel

Task 11: Using spread sheet features of EXCEL including the macros, formulae, pivot tables, graphical representations.

Creating a Scheduler - Features to be covered:- Gridlines, Format Cells, Summation, auto fill, Formatting Text.

LOOKUP/VLOOKUP

Task 12: Performance Analysis - Features to be covered:- Split cells, freeze panes, group and outline, Sorting, Boolean and logical operators, Conditional formatting.

Power Point

Task 13: Students will be working on basic power point utilities and tools which help them create basic power point presentation. Topic covered during this week includes :- PPT Orientation, Slide Layouts, Inserting Text, Word

Art, Formatting Text, Bullets and Numbering, Auto Shapes, Lines and Arrows, Hyperlinks, Inserting –Images, Clip Art, Tables and Charts in Powerpoint.

Task 14: Focusing on the power and potential of Microsoft power point. Helps them learn best practices in designing and preparing power point presentation. Topic covered during this week includes: - Master Layouts (slide, template, and notes), Types of views (basic, presentation, slide slotter, notes etc), Inserting – Background, textures, Design Templates, Hidden slides, OLE in PPT.

TEXT BOOK:

Faculty to consolidate the workshop manuals using the following references

1. Computer Fundamentals, Anita Goel, Pearson.
2. Scott Mueller's Upgrading and Repairing PCs, 18/e, Scott. Mueller, QUE, Pearson, 2008.
3. Information Technology Workshop, 3e, G Praveen Babu, MV Narayana BS Publications.
4. Comdex Information Technology, Vikas Gupta, dreamtech.

REFERENCE BOOK:

1. Essential Computer and IT Fundamentals for Engineering and Science Students, Dr. N.B. Venkateswarlu.

I Year – II SEMESTER

T P C
3+1 0 3

ENGLISH –II
(Common to All Branches)

DETAILED TEXT-II :

Sure Outcomes: English for Engineers and Technologists

Recommended Topics :

1. TECHNOLOGY WITH A HUMAN FACE

OBJECTIVE: To make the learner understand how modern life has been shaped by technology.

OUTCOME: The proposed technology is people's technology. It serves the human person instead of making him the servant of machines.

2. CLIMATE CHANGE AND HUMAN STRATEGY

OBJECTIVE: To make the learner understand how the unequal heating of earth's surface by the Sun, an atmospheric circulation pattern is developed and maintained.

OUTCOME: The learner's understand that climate must be preserved.

3. EMERGING TECHNOLOGIES

OBJECTIVE: To introduce the technologies of the 20th century and 21st centuries to the learners.

OUTCOME: The learner will adopt the applications of modern technologies such as nanotechnology.

4. WATER- THE ELIXIR OF LIFE

OBJECTIVE: To inform the learner of the various advantages and characteristics of water.

OUTCOME: The learners will understand that water is the elixir of life.

5. THE SECRET OF WORK

OBJECTIVE:: In this lesson, Swami Vivekananda highlights the importance of work for any development.

OUTCOME: The students will learn to work hard with devotion and dedication.

6. WORK BRINGS SOLACE

OBJECTIVE: In this lesson Abdul Kalam highlights the advantage of work.

OUTCOME: The students will understand the advantages of work. They will overcome their personal problems and address themselves to national and other problems.

Text Book : 'Sure Outcomes' by Orient Black Swan Pvt. Ltd. Publishers

NON-DETAILED TEXT:

(From Modern Trailblazers of Orient Blackswan)
(Common single Text book for two semesters)

1. J.C. Bose

OBJECTIVE: To apprise of J.C.Bose's original contributions.

OUTCOME: The learner will be inspired by Bose's achievements so that he may start his own original work.

2. Homi Jehangir Bhabha

OBJECTIVE: To show Bhabha as the originator of nuclear experiments in India.

OUTCOME: The learner will be inspired by Bhabha's achievements so as to make his own experiments.

3. Vikram Sarabhai

OBJECTIVE: To inform the learner of the pioneering experiments conducted by Sarabhai in nuclear energy and relevance of space programmes.

OUTCOME: The learner will realize that development is impossible without scientific research.

4. A Shadow- R.K.Narayan

OBJECTIVE: To expose the reader to the pleasure of the humorous story.

OUTCOME: The learner will be in a position to appreciate the art of writing a short story and try his hand at it.

Text Book : 'Trail Blazers' by Orient Black Swan Pvt. Ltd. Publishers

I Year – II SEMESTER**T P C**
3+1 0 3**MATHEMATICS – III**
(LINEAR ALGEBRA & VECTOR CALCULUS)**(Common to All Branches)****UNIT I Linear systems of equations:**

Rank-Echelon form, Normal form – Solution of Linear Systems – Direct Methods- Gauss Elimination - Gauss Jordon and Gauss Seidal Methods.

Application: Finding the current in a electrical circuit.

Subject Category

ABET Learning Objectives a e k

ABET internal assessments 1 2 6 4

JNTUK External Evaluation A B E

UNIT II Eigen values - Eigen vectors and Quadratic forms:

Eigen values - Eigen vectors– Properties – Cayley-Hamilton Theorem - Inverse and powers of a matrix by using Cayley-Hamilton theorem- Quadratic forms- Reduction of quadratic form to canonical form – Rank - Positive, negative definite - semi definite - index – signature.

Application: Free vibration of a two-mass system.

Subject Category

ABET Learning Objectives a d e k

ABET internal assessments 1 2 4 6

JNTUK External Evaluation A B E

UNIT III Multiple integrals:

Review concepts of Curve tracing (Cartesian - Polar and Parametric curves)- Applications of Integration to Lengths, Volumes and Surface areas of revolution in Cartesian and Polar Coordinates.

Multiple integrals - double and triple integrals – change of variables – Change of order of Integration

Application: Moments of inertia

Subject Category

ABET Learning Objectives a e d

ABET internal assessments 1 2 6

JNTUK External Evaluation A B E

UNIT IV Special functions:

Beta and Gamma functions- Properties - Relation between Beta and Gamma functions- Evaluation of improper integrals.

Application: Evaluation of integrals

Subject Category

ABET Learning Objectives a e

ABET internal assessments 1 2 6

JNTUK External Evaluation A B E

UNIT V Vector Differentiation:

Gradient- Divergence- Curl - Laplacian and second order operators -Vector identities.

Application: Equation of continuity, potential surfaces

Subject Category

ABET Learning Objectives a e

ABET internal assessments 1 2 6

JNTUK External Evaluation A B E

UNIT VI Vector Integration:

Line integral – work done – Potential function – area- surface and volume integrals Vector integral theorems: Greens, Stokes and Gauss Divergence Theorems (Without proof) and related problems.

Application : work done, Force

Subject Category

ABET Learning Objectives a e

ABET internal assessments 1 2 6

JNTUK External Evaluation A B E

BOOKS:

1. **GREENBERG**, Advanced Engineering Mathematics, 9th Edition, Wiley-India.
2. **B.V. RAMANA**, Higher Engineering Mathematics, Tata Mc Grawhill.
3. **ERWIN KREYSZIG**, Advanced Engineering Mathematics, 9th Edition, Wiley-India.
4. **PETER O'NEIL**, Advanced Engineering Mathematics, Cengage Learning.
5. **D.W. JORDAN AND T. SMITH**, Mathematical Techniques, Oxford University Press.

Subject Category	ABET Learning Objectives	ABET Internal Assessments	JNTUK External Evaluation	Remarks
Theory Design Analysis Algorithms Drawing Others	a) Apply knowledge of math, science, & engineering b) Design & conduct experiments, analyze & interpret data c) Design a system/process to meet desired needs within economic, social, political, ethical, health/safety, manufacturability, & sustainability constraints d) Function on multidisciplinary teams e) Identify, formulate, & solve engineering problems f) Understand professional & ethical responsibilities g) Communicate effectively h) Understand impact of engineering solutions in global, economic, environmental, & societal context i) Recognize need for & be able to engage in lifelong learning j) Know contemporary issues k) Use techniques, skills, modern tools for engineering practices	1. Objective tests 2. Essay questions tests 3. Peer tutoring based 4. Simulation based 5. Design oriented 6. Problem based 7. Experiential (project based) based 8. Lab work or field work based 9. Presentation based 10. Case Studies based 11. Role-play based 12. Portfolio based	A. Questions should have: B. Definitions, Principle of operation or philosophy of concept. C. Mathematical treatment, derivations, analysis, synthesis, numerical problems with inference. D. Design oriented problems E. Trouble shooting type of questions F. Applications related questions G. Brain storming questions	

I Year – II SEMESTER**T P C**
3+1 0 3**ENGINEERING CHEMISTRY****UNIT-I: WATER TECHNOLOGY**

Hard Water – Estimation of hardness by EDTA method – Potable water- Sterilization and Disinfection – Boiler feed water – Boiler troubles – Priming and foaming, scale formation, corrosion, caustic embrittlement, turbine deposits – Softening of water – Lime soda, Zeolite processes – Reverse osmosis – Electro Dialysis, Ion exchange process.

Objectives : For prospective engineers knowledge about water used in industries (boilers etc.) and for drinking purposes is useful; hence chemistry of hard water, boiler troubles and modern methods of softening hard water is introduced.

UNIT-II : ELECTROCHEMISTRY

Concept of Ionic conductance – Ionic Mobilities – Applications of Kohlrausch law – Conductometric titrations – Galvanic cells – Electrode potentials – Nernst equation – Electrochemical series – Potentiometric titrations – Concentration cells – Ion selective electrode –Glass electrodes – Fluoride electrode; Batteries and Fuel cells.

Objectives : Knowledge of galvanic cells, electrode potentials, concentration cells is necessary for engineers to understand corrosion problem and its control ; also this knowledge helps in understanding modern bio-sensors, fuel cells and improve them.

UNIT-III : CORROSION

Causes and effects of corrosion – theories of corrosion (dry, chemical and electrochemical corrosion) – Factors affecting corrosion – Corrosion control methods – Cathodic protection –Sacrificial Anodic, Impressed current methods – Surface coatings – Methods of application on metals (Hot dipping, Galvanizing, tinning, Cladding, Electroplating, Electroless plating) – Organic surface coatings – Paints – Their constituents and their functions.

Objectives : the problems associated with corrosion are well known and the engineers must be aware of these problems and also how to counter them.

UNIT-IV : HIGH POLYMERS

Types of Polymerization – Stereo regular Polymers – Physical and Mechanical properties of polymers – Plastics – Thermoplastics and thermo

setting plastics – Compounding and Fabrication of plastics – Preparation and properties of Polyethylene, PVC and Bakelite – Elastomers – Rubber and Vulcanization – Synthetic rubbers – Styrene butadiene rubber – Thiokol – applications.

Objectives : Plastics are materials used very widely as engineering materials. An understanding of properties particularly physical and mechanical properties of polymers / plastics / elastomers helps in selecting suitable materials for different purposes.

UNIT-V : FUELS

Coal – Proximate and ultimate analysis – Numerical problems based on analysis – Calorific value – HCV and LCV – Problems based on calorific values; petroleum – Refining – Cracking – Petrol – Diesel knocking; Gaseous fuels – Natural gas – LPG, CNG – Combustion – Problems on air requirements.

Objectives : A board understanding of the more important fuels employed on a large scale is necessary for all engineer to understand energy – related problems and solve them.

UNIT-VI : CHEMISTRY OF ADVANCED MATERIALS

Nanomaterials (Preparation of carbon nanotubes and fullerenes – Properties of nanomaterials – Engineering applications) – Liquid crystals (Types – Application in LCD and Engineering Applications) – Fiber reinforced plastics – Biodegradable polymers – Conducting polymers – Solar cells (Solar heaters – Photo voltaic cells – Solar reflectors – Green house concepts – Green chemistry (Methods for green synthesis and Applications) – Cement – Hardening and setting – Deterioration of cement concrete.

Objectives : With the knowledge available now, future engineers should know at least some of the advanced materials that are becoming available. Hence some of them are introduced here.

TEXT BOOKSS

1. Jain and Jain (Latest Edition), Engineering Chemistry, Dhanpat Rai Publishing company Ltd.
2. N.Y.S.Murthy, V.Anuradha, KRamaRao “A Text Book of Engineering Chemistry”, Maruthi Publications.
3. C.Parameswara Murthy, C.V.Agarwal, Adhra Naidu (2006) Text Book of Engineering Chemistry, B.S.Publications.
4. B.Sivasankar (2010), Engineering Chemistry, McGraw-Hill companies.

5. Ch.Venkata Ramana Reddy and Ramadevi (2013), Engineering Chemistry, Cengage Learning.

REFERENCES

1. S.S. Dara (2013) Text Book of Engineering Chemistry, S.Chand Technical Series.
2. K.Sesha Maheswaramma and Mridula Chugh (2013), Engineering Chemistry, Pearson Publications.
3. R.Gopalan, D.Venkatappayya, Sulochana Nagarajan (2011), Text Book of Engineering Chemistry, Vikas Publications.
4. B.Viswanathan and M.Aulice Scibioh (2009), Fuel Cells, Principals and applications, University Press.

I Year – II SEMESTER

T	P	C
3+1	0	3

ENGINEERING MECHANICS**Objectives:**

The students completing this course are expected to understand the concepts of forces and its resolution in different planes, resultant of force system, Forces acting on a body, their free body diagrams using graphical methods. They are required to understand the concepts of centre of gravity and moments of inertia and their application, Analysis of frames and trusses, different types of motion, friction and application of work - energy method.

UNIT – I

Objectives: The students are to be exposed to the concepts of force and friction, direction and its application.

Introduction to Engg. Mechanics – Basic Concepts.

Systems of Forces : Coplanar Concurrent Forces – Components in Space – Resultant – Moment of Force and its Application – Couples and Resultant of Force Systems. Introduction, limiting friction and impending motion, coulomb's laws of dry friction, coefficient of friction, cone of friction.

UNIT II

Objectives: The students are to be exposed to application of free body diagrams. Solution to problems using graphical methods and law of triangle of forces.

Equilibrium of Systems of Forces : Free Body Diagrams, Equations of Equilibrium of Coplanar Systems, Spatial Systems for concurrent forces. Lamis Theorm, Graphical method for the equilibrium of coplanar forces, Converse of the law of Triangle of forces, converse of the law of polygon of forces condition of equilibrium.

UNIT – III

Objectives : The students are to be exposed to concepts of centre of gravity.

Centroid : Centroids of simple figures (from basic principles) – Centroids of Composite Figures.

Centre of Gravity : Centre of gravity of simple body (from basis principles), centre of gravity of composite bodies, pappus theorem.

UNIT IV

Objective: The students are to be exposed to concepts of moment of inertia and polar moment of inertia including transfer methods and their applications.

Area moments of Inertia : Definition – Polar Moment of Inertia, Transfer Theorem, Moments of Inertia of Composite Figures, Products of Inertia, Transfer Formula for Product of Inertia. **Mass Moment of Inertia :** Moment of Inertia of Masses, Transfer Formula for Mass Moments of Inertia, mass moment of inertia of composite bodies.

UNIT – V

Objectives : The students are to be exposed to motion in straight line and in curvilinear paths, its velocity and acceleration computation and methods of representing plane motion.

Kinematics : Rectilinear and Curvelinear motions – Velocity and Acceleration – Motion of Rigid Body – Types and their Analysis in Planar Motion. **Kinetics :** Analysis as a Particle and Analysis as a Rigid Body in Translation – Central Force Motion – Equations of Plane Motion – Fixed Axis Rotation – Rolling Bodies.

UNIT – VI

Objectives: The students are to be exposed to concepts of work, energy and particle motion

Work – Energy Method : Equations for Translation, Work-Energy Applications to Particle Motion, Connected System-Fixed Axis Rotation and Plane Motion. Impulse momentum method.

TEXT BOOKS:

1. Engg. Mechanics - S.Timoshenko & D.H.Young., 4th Edn - , Mc Graw Hill publications.
2. Engineering Mechanics: Statics and Dynamics 3rd edition, Andrew Pytel and Jaan Kiusalaas; Cengage Learning publishers.

REFERENCES:

1. Engineering Mechanics statics and dynamics – R.C.Hibbeler, 11th Edn – Pearson Publ.
2. Engineering Mechanics , statics – J.L.Meriam, 6th Edn – Wiley India Pvt. Ltd.

3. Engineering Mechanics, dynamics – J.L.Meriam, 6th Edn – Wiley India Pvt. Ltd.
4. Engineering Mechanics, statics and dynamics – I.H.Shames, – Pearson Publ.
5. Mechanics For Engineers, statics - F.P.Beer & E.R.Johnston – 5th Edn Mc Graw Hill Publ.
6. Mechanics For Engineers, dynamics - F.P.Beer & E.R.Johnston – 5th Edn Mc Graw Hill Publ.
7. Theory & Problems of engineering mechanics, statics & dynamics – E.W.Nelson, C.L.Best & W.G. McLean, 5th Edn – Schaum's outline series - Mc Graw Hill Publ.
8. Engineering Mechanics, Ferdinand. L. Singer, Harper – Collins.
9. Engineering Mechanics statics and dynamics, A Nelson, Mc Graw Hill publications.
10. Engineering Mechanics, Tayal. Umesh Publ.

I Year – II SEMESTER

T	P	C
3+1	0	3

ELECTRICAL CIRCUIT ANALYSIS – I**Preamble:**

This course introduces the basic concepts of circuit analysis which is the foundation for all subjects of the Electrical Engineering discipline. The emphasis of this course is laid on the basic analysis of circuits which includes single phase circuits, magnetic circuits, network theorems, transient analysis and network topology.

Objectives:

- i. To study the concepts of passive elements, types of sources and various network reduction techniques.
- ii. To understand the behaviour of RLC networks for sinusoidal excitations.
- iii. To study the performance of R-L, R-C and R-L-C circuits with variation of one of the parameters and to understand the concept of resonance.
- iv. To study the concept of magnetic coupled circuit.
- v. To understand the applications of network topology to electrical circuits.
- vi. To understand the applications of network theorems for analysis of electrical networks.

UNIT-I**Introduction to Electrical Circuits**

Passive components and their V-I relations. Sources (dependent and independent) - Kirchoff's laws, Network reduction techniques(series, parallel, series - parallel, star-to-delta and delta-to-star transformation). source transformation technique, nodal analysis and mesh analysis.

UNIT-II**Single Phase A.C Systems**

Periodic waveforms (determination of rms, average value and form factor). Concept of phase angle and phase difference.

Complex and polar forms of representations, steady state analysis of R, L and C circuits.

Power Factor and its significance – Real, Reactive power and apparent Power.

UNIT-III

Resonance

Locus diagrams for various combination of R, L and C. Resonance, concept of band width and Quality factor.

UNIT-IV

Magnetic Circuit

Basic definition of MMF, flux and reluctance. Analogy between electrical and magnetic circuits.

Faraday's laws of electromagnetic induction Concept of self and mutual inductance.

Dot convention-coefficient of coupling and composite magnetic circuit. Analysis of series and parallel magnetic circuits.

UNIT-V

Network topology

Definitions of Graph and Tree. Basic cutset and tieset matrices for planar networks. Loop and nodal methods of analysis of networks with dependent and independent voltage and current sources. Duality and Dual networks.

UNIT-VI

Network theorems (DC & AC Excitations)

Superposition theorem, Thevenin's theorem, Norton's theorem, Maximum Power Transfer theorem, Reciprocity theorem, Millman's theorem and compensation theorem.

Outcomes:

Students are able to solve

- i. Various electrical networks in presence of active and passive elements.
- ii. Any R, L, C network with sinusoidal excitation.
- iii. Any R, L, C network with variation of any one of the parameters i.e R, L, C. and f.
- iv. Any magnetic circuit with various dot conventions.
- v. Electrical networks with network topology concepts.
- vi. Electrical networks by using principles of network theorems.

TEXT BOOKS:

1. Engineering Circuit Analysis by William Hayt and Jack E. Kemmerly, Mc Graw Hill Company, 6th edition.
2. Network Analysis: Van Valkenburg; Prentice-Hall of India Private Ltd.

REFERENCE BOOKS:

1. Introduction to Circuit Analysis and Design by Tildon Glisson. Jr, Springer Publications.
2. Electric Circuit Analysis by K.S. Suresh Kumar, Pearson publications
3. Electric Circuits by David A. Bell, Oxford publications.
4. Introductory Circuit Analysis by Robert L Boylestad, Pearson Publications.
5. Circuit Theory (Analysis and Synthesis) by A. Chakrabarti, Dhanpat Rai & Co.

I Year – II SEMESTER

T P C
3+1 0 3

COMPUTER PROGRAMMING

Objectives: Formulating algorithmic solutions to problems and implementing algorithms in C.

UNIT I:

Unit objective: Notion of Operation of a CPU, Notion of an algorithm and computational procedure, editing and executing programs in Linux

Introduction: Computer systems, Hardware and Software Concepts,

Problem Solving: Algorithm / Pseudo code, flowchart, program development steps, computer languages: machine, symbolic and highlevel languages, Creating and Running Programs: Writing, Editing (vi/emacs editor), Compiling (gcc), Linking and Executing in under Linux.

BASICS OF C: Structure of a C program, identifiers, basic data types and sizes. Constants, Variables, Arithmetic, relational and logical operators, increment and decrement operators, conditional operator, assignment operator, expressions, type conversions, Conditional Expressions, precedence and order of evaluation, Sample Programs.

UNIT II:

Unit objective: understanding branching, iteration and data representation using arrays

SELECTION – MAKING DECISION: TWO WAY SELECTION: if-else, null else, nested if, examples, Multi-way selection: switch, else-if, examples.

ITERATIVE: loops- while, do-while and for statements , break, continue, initialization and updating, event and counter controlled loops, Looping applications: Summation, powers, smallest and largest.

ARRAYS: Arrays- concepts, declaration, definition, accessing elements, storing elements, Strings and String Manipulations, 1-D arrays, 2-D arrays and character arrays, string manipulations, Multidimensional arrays, array applications: Matrix operations, checking the symmetricity of a Matrix.

STRINGS: concepts, c strings.

UNIT III:

Objective: Modular programming and recursive solution formulation

FUNCTIONS- MODULAR PROGRAMMING: functions, basics, parameter passing, storage classes extern, auto, register, static, scope rules,

block structure, user defined functions, standard library functions, recursive functions, Recursive solutions for fibonacci series, towers of Hanoi, header files, C Preprocessor, example c programs, Passing 1-D arrays, 2-D arrays to functions.

UNIT IV:

Objective: Understanding pointers and dynamic memory allocation

POINTERS: pointers- concepts, initialization of pointer variables, pointers and function arguments, passing by address- dangling memory, address arithmetic, character pointers and functions, pointers to pointers, pointers and multi-dimensional arrays, dynamic memory management functions, command line arguments.

UNIT V:

Objective: Understanding miscellaneous aspects of C

ENUMERATED, STRUCTURE AND UNION TYPES: Derived types- structures- declaration, definition and initialization of structures, accessing structures, nested structures, arrays of structures, structures and functions, pointers to structures, self referential structures, unions, typedef, bit-fields, program applications.

BIT-WISE OPERATORS: logical, shift, rotation, masks.

UNIT VI:

Objective: Comprehension of file operations

FILE HANDLING: Input and output- concept of a file, text files and binary files, Formatted I/O, File I/O operations, example programs.

Text Books:

1. Problem Solving and Program Design in C, Hanly, Koffman, 7th ed, PEARSON.
2. Programming in C, Second Edition Pradip Dey and Manas Ghosh, OXFORD Higher Education.
3. Programming in C, A practical approach Ajay Mittal PEARSON.
4. The C programming Language by Dennis Richie and Brian Kernighan
5. Programming in C, B. L. Juneja, Anith Seth, Cengage Learning.

Reference Books and web links:

1. C Programming, A Problem Solving Approach, Forouzan, Gilberg, Prasad, CENGAGE.
2. Programming with C, Bichkar, Universities Press.
3. Programming in C, Reema Thareja, OXFORD.
4. C by Example, Noel Kalicharan, Cambridge.

I Year – II SEMESTER

T	P	C
0	3	2

ENGINEERING CHEMISTRY LABORATORY**List of Experiments**

1. Introduction to chemistry laboratory – Molarity, Normality, Primary, Secondary standard solutions, Volumetric titrations, Quantitative analysis, Quantitative analysis etc.
2. Trial experiment – Estimation of HCl using standard Na_2CO_3 solutions
3. Estimation of KMnO_4 using standard Oxalic acid solution.
4. Estimation of Ferric iron using standard $\text{K}_2\text{Cr}_2\text{O}_7$ solution.
5. Estimation of Copper using standard $\text{K}_2\text{Cr}_2\text{O}_7$ solution.
6. Estimation of Total Hardness water using standard EDTA solution.
7. Estimation of Copper using standard EDTA solution.
8. Estimation of Copper using Colorimeter
9. Estimation of pH of the given sample solution using pH meter.
10. Conductometric Titrations between strong acid and strong base
11. Conductometric Titrations between strong acid and Weak base
12. Potentiometric Titrations between strong acid and strong base
13. Potentiometric Titrations between strong acid and Weak base
14. Estimation of Zinc using standard potassium ferrocyanide solution
15. Estimation of Vitamin – C

TEXT BOOKS

1. Dr.Jyotsna Cherukuis(2012)Laboratory Manual of Engineering Chemistry-II, VGS Techno Series.
2. Chemistry Practical Manual, Lorven Publications.
3. K. Mukkanti (2009) Practical Engineering Chemistry, B.S.Publication.

I Year – II SEMESTER**T P C**
0 3 2**ENGLISH – COMMUNICATION SKILLS LAB – II****Suggested Lab Manuals:**

OBJECTIVE: To impart to the learner the skills of grammar as well as communication through listening, speaking, reading, and writing including soft, that is life skills.

ADVANCED COMMUNICATION SKILLS

UNIT 6	Body language
UNIT 7	Dialogues
UNIT 8	Interviews and Telephonic Interviews
UNIT 9	Group Discussions
UNIT 10	Presentation Skills
UNIT 11	Debates

Text Book:

‘Strengthen your Communication Skills’ Part-B by Maruthi Publications

Reference Books:

1. INFOTECH English (Maruthi Publications).
2. Personality Development and Soft Skills (Oxford University Press, New Delhi).

I Year – II SEMESTER

T	P	C
0	3	2

C PROGRAMMING LAB**Exercise 1**

- Write a C Program to calculate the area of triangle using the formula $\text{area} = (s(s-a)(s-b)(s-c))^{1/2}$ where $s = (a+b+c)/2$
- Write a C program to find the largest of three numbers using ternary operator.
- Write a C Program to swap two numbers without using a temporary variable.

Exercise 2

- 2's complement of a number is obtained by scanning it from right to left and complementing all the bits after the first appearance of a 1. Thus 2's complement of 11100 is 00100. Write a C program to find the 2's complement of a binary number.
- Write a C program to find the roots of a quadratic equation.
- Write a C program, which takes two integer operands and one operator from the user, performs the operation and then prints the result. (Consider the operators +, -, *, /, % and use Switch Statement).

Exercise 3

- Write a C program to find the sum of individual digits of a positive integer and find the reverse of the given number.
- A Fibonacci sequence is defined as follows: the first and second terms in the sequence are 0 and 1. Subsequent terms are found by adding the preceding two terms in the sequence. Write a C program to generate the first n terms of the sequence.
- Write a C program to generate all the prime numbers between 1 and n, where n is a value supplied by the user.

Exercise 4

- Write a C Program to print the multiplication table of a given number n up to a given value, where n is entered by the user.
- Write a C Program to enter a decimal number, and calculate and display the binary equivalent of that number.
- Write a C Program to check whether the given number is Armstrong number or not.

Exercise 5

- a) Write a C program to interchange the largest and smallest numbers in the array.
- b) Write a C program to implement a liner search.
- c) Write a C program to implement binary search

Exercise 6

- a) Write a C program to implement sorting of an array of elements .
- b) Write a C program to input two $m \times n$ matrices, check the compatibility and perform addition and multiplication of them.

Exercise 7

Write a C program that uses functions to perform the following operations:

- i. To insert a sub-string in to given main string from a given position.
- ii. To delete n Characters from a given position in a given string.
- iii. To replace a character of string either from beginning or ending or at a specified location.

Exercise 8

Write a C program that uses functions to perform the following operations using Structure:

- i) Reading a complex number
- ii) Writing a complex number
- iii) Addition of two complex numbers
- iv) Multiplication of two complex numbers

Exercise 9

Write C Programs for the following string operations without using the built in functions.

- to concatenate two strings
- to append a string to another string
- to compare two strings

Exercise 10

Write C Programs for the following string operations without using the built in functions.

- to find t he length of a string
- to find whether a given string is palindrome or not

Exercise 11

- a) Write a C functions to find both the largest and smallest number of an array of integers.
- b) Write C programs illustrating call by value and call by reference concepts.

Exercise 12

Write C programs that use both recursive and non-recursive functions for the following

- i) To find the factorial of a given integer.
- ii) To find the GCD (greatest common divisor) of two given integers.
- iii) To find Fibonacci sequence

Exercise 13

- a) Write C Program to reverse a string using pointers
- b) Write a C Program to compare two arrays using pointers

Exercise 14

- a) Write a C program consisting of Pointer based function to exchange value of two integers using passing by address.
- b) Write a C program to swap two numbers using pointers.

Exercise 15

Examples which explores the use of structures, union and other user defined variables.

Exercise 16

- a) Write a C program which copies one file to another.
- b) Write a C program to count the number of characters and number of lines in a file.
- c) Write a C Program to merge two files into a third file. The names of the files must be entered using command line arguments.

II Year – I SEMESTER

T	P	C
3+1	0	3

ELECTRICAL CIRCUIT ANALYSIS-II**Preamble :**

This course aims at study of three phase systems, transient analysis, network synthesis and fourier analysis for the future study and analysis of power systems.

Objectives:

- i. To study the concepts of balanced three-phase circuits.
- ii. To study the concepts of unbalanced three-phase circuits.
- iii. To study the transient behaviour of electrical networks with DC, pulse and AC excitations.
- iv. To study the performance of a network based on input and output excitation/response.
- v. To understand the realization of electrical network function into electrical equivalent passive elements.
- vi. To understand the application of fourier series and fourier transforms for analysis of electrical circuits.

UNIT-I Balanced Three phase circuits

Phase sequence- star and delta connection - relation between line and phase voltages and currents in balanced systems - analysis of balanced three phase circuits - measurement of active and reactive power in balanced three phase systems.

UNIT-II Unbalanced Three phase circuits

Analysis of three phase unbalanced circuits: Loop method – Star-Delta transformation technique, Two wattmeter methods for measurement of three phase power.

UNIT-III Transient Analysis in DC and AC circuits

Transient response of R-L, R-C, R-L-C circuits for DC and AC excitations, Solution using differential equations and Laplace transforms.

UNIT-IV Two Port Networks

Two port network parameters – Z, Y, ABCD and hybrid parameters and their relations, Cascaded networks - poles and zeros of network functions.

UNIT-V Network synthesis

Positive real function - basic synthesis procedure - LC immittance functions - RC impedance functions and RL admittance function - RL impedance function and RC admittance function - Foster and Cauer methods.

UNIT-VI Fourier analysis and Transforms

Fourier theorem- Trigonometric form and exponential form of Fourier series, Conditions of symmetry- line spectra and phase angle spectra, Analysis of electrical circuits to non sinusoidal periodic waveforms.

Fourier integrals and Fourier transforms – properties of Fourier transforms and application to electrical circuits.

Outcomes:

- i. Students are able to solve three- phase circuits under balanced condition.
- ii. Students are able to solve three- phase circuits under unbalanced condition.
- iii. Students are able find out transient response of electrical networks with different types of excitations.
- iv. Students are able to estimate the different types of two port network parameters.
- v. Students are able to represent electrical equivalent network for a given network transfer function.
- vi. Students are able to extract different harmonics components from the response of a electrical network.

Text Books:

1. Engineering Circuit Analysis by William Hayt and Jack E.Kemmerley, Mc Graw Hill Company, 6th edition.
2. Network synthesis: Van Valkenburg; Prentice-Hall of India Private Ltd.

Reference Books:

1. Introduction to circuit analysis and design by Tildon Glisson. Jr, Springer Publications.
2. Circuits by A.Bruce Carlson , Cengage Learning Publications.
3. Network Theory Analysis and Synthesis by Smarajit Ghosh, PHI publications.
4. Networks and Systems by D. Roy Choudhury, New Age International publishers.
5. Electric Circuits by David A. Bell, Oxford publications.
6. Circuit Theory (Analysis and Synthesis) by A.chakrabarthy, Dhanpat Rai&co.

II Year – I SEMESTER

T	P	C
3+1	0	3

THERMAL AND HYDRO PRIME MOVERS**Part-A: Thermal prime movers**

Course Objectives: To make the student understand the types of prime movers, which can be connected to generators for power production and should obtain the skills of performing the necessary calculations with respect to the functioning of the prime movers.

UNIT I:

Objectives: To make the student learn about the constructional features, operational details of various types of internal combustion engines through the details of several engine systems and the basic air standard cycles, that govern the engines. Further, the student shall be able to calculate the performance of different types of internal combustion engines.

I.C Engines: Classification, working principles – valve and port timing diagrams – air standard cycles – Engine systems line fuel injection, carburetion, ignition, cooling and lubrication – Engine performance evaluation.

UNIT II:

Objectives: To train the student in the aspects of steam formation and its utilities through the standard steam data tables and charts. To make the student correlate between the air standard cycles and the actual cycles that govern the steam turbines. To train the student to calculate the performance of steam turbines using velocity diagrams.

Properties of Steam and use of Steam Tables- T-S and H-S Diagrams. Analysis of Various Thermodynamic Processes undergone by Steam.

Vapor Power Cycles: Carnot Cycle-Rankine Cycle- Thermodynamic Variables Effecting Efficiency and output of Rankine Cycle-. Analysis of simple Rankine Cycle and Re-heat cycle.

Steam Turbines: Schematic layout of steam power plant Classification of Steam Turbines- Impulse Turbine and Reaction Turbine- Compounding in Turbines- Velocity Diagrams for simple Impulse and Reaction Turbines- Work done & efficiency.

UNIT III:

Objectives: To impart the knowledge of gas turbine fundamentals, the governing cycles and the methods to improve the efficiency of gas turbines.

Gas Turbines: Simple gas turbine plant-ideal cycle, closed cycle -open cycle-. Efficiency, Work ratio and optimum pressure ratio for simple gas turbine cycle. Actual cycle, analysis of simple cycles & cycles with inter cooling, reheating and Regeneration.

Part-B: Hydro prime movers**UNIT IV:**

Objectives: To teach the student about the fundamental of fluid dynamic equations and its applications fluid jets. To impart the knowledge of various types of pumps, their constructional features, working and performance.

IMPACT OF JETS AND PUMPS: Impulse momentum equation, Impact of Jet on stationary and moving vanes (flat and curved). Pumps: Types of pumps, Centrifugal pumps: Main components, Working principle, Multi stage pumps, Performance and characteristic curves.

UNIT V:

Objectives: To make the student learn about the constructional features, operational details of various types of hydraulic turbines. Further, the student shall be able to calculate the performance of hydraulic turbines.

HYDRAULIC TURBINES: Classification of turbines; Working principle, Efficiency calculation and Design principles for Pelton Wheel, Francis and for Kaplan turbines; Governing of turbines; Performance and characteristic curves.

UNIT VI:

Objectives: To train the student in the areas of types of hydro electric power plants, estimation and calculation of different loads by considering various factors.

HYDRO POWER: Components of Hydro electric power plant: pumped storage systems, Estimation of water power potential; Estimation of load on turbines: load curve, load factor, capacity factor, utilization factor, diversity factor, load – duration curve, firm power, secondary power, prediction of load.

Text Books:

1. Thermal Engineering by Rajput, Lakshmi publications
2. Thermal engineering by M.L.Mathur and F.S.Mehta, Jain Brothers.
3. “Hydraulics & Fluid Mechanics”, P.N. Modi and S.M. Seth, TEXT BOOKS House, Delhi
4. “Fluid Mechanics & Hydraulic Machinery” A.K.Jain, , Khanna Publishers, Delhi.

Reference Books:

1. “Fluid Mechanics” by Victor. L. Streeter.
2. “Introduction to Fluid Mechanics” Edward .J. Shaughnessy Jr.
3. “Fluid Mechanics & Its Applications”, Vijay Gupta, Santhosh. K.Gupta.
4. “Fluid Mechanics & Fluid power Engineering, Dr D.S. Kumar.
5. “Water Power Engineering” M.M Desumukh.

II Year – I SEMESTER**T P C**
3+1 0 3**BASIC ELECTRONICS AND DEVICES**

Preamble: This course introduces the concepts of semi-conductor physics and operation of various semi-conductor devices. Realization of rectifiers, amplifiers and oscillators using semi-conductor devices and their analysis is also introduced in this course.

Unit-I:

Objective: To learn the basics of semiconductor physics.

Review of Semi Conductor Physics: Insulators, Semi conductors, and Metals classification using Energy Band Diagrams, Mobility and Conductivity, Electrons and holes in Intrinsic Semi conductors, Extrinsic Semi Conductor, (P and N Type semiconductor) Hall effect, Generation and Recombination of Charges, Diffusion, Continuity Equation, Injected Minority Carriers, Law of Junction, Introduction to fermi level in Intrinsic, Extrinsic semi conductors with necessary mathematics.

Outcome:

Students are able to understand the basic concepts of semiconductor physics, which are useful to understand the operation of diodes and transistors.

Unit-II:**Objective:**

To study the construction details, operation and characteristics of various semiconductor diodes.

Junction Diode Characteristics

Operation and characteristics of p-n junction diode. Current components in p-n diode, diode equation. Temperature dependence on V-I characteristic, diffusion capacitance and diode resistance (static and dynamic), energy band diagram of p-n diode.

Special Diodes: Avalanche and Zener break down, Zener characteristics, tunnel diode, characteristics with the help of energy band diagrams, Varactor diode, LED, PIN diode, Photo diode.

Outcome:

Students are able to explain the operation and characteristics of PN junction diode and special diodes.

Unit-III:**Objective:**

To understand the operation and analysis of rectifiers with and without filters. Further study the operation of series and shunt regulators using zener diodes.

Rectifiers and Regulators

Half wave rectifier, ripple factor, full wave rectifier (with and without transformer), harmonic components in a rectifier circuit, inductor filter, capacitor filter, L-section filter, Π - section filter, and comparison of various filter circuits in terms of ripple factors. Simple circuit of a regulator using Zener diode. Types of regulators-series and shunt voltage regulators, over load voltage protection.

Outcome:

Ability to understand operation and design aspects of rectifiers and regulators.

Unit-IV:**Objective:**

To study the characteristics of different bipolar junction transistors and their biasing stabilization and compensation techniques. To analyze transistor amplifiers using h-parameters.

Transistors

Junction transistor, transistor current components, transistor as an amplifier and switch. Characteristics of transistor (CE, CB and CC configurations). Transistor biasing and thermal stabilization (to fixed bias, collector to base bias, self bias). Compensation against variation in base emitter voltage and collector current. Thermal runaway. Hybrid model of transistor. Analysis of transistor amplifier using h-parameters

Outcome:

Students are able to understand the characteristics of various transistor configurations. They become familiar with different biasing, stabilization and compensation techniques used in transistor circuits.

Unit- V:**Objective:**

To understand the basics of FET,Thyristors, Power IGBTs and Power MOSFETs.

Power semiconductor devices

Principle of operation and characteristics of Thyristors, Silicon control

rectifiers, power IGBT and power MOSFET their ratings. Comparison of power devices.

FET: JFET Characteristics (Qualitative explanation), MOFET Characteristics–static and Transfer (enhancement and depletion mode), low frequency model of FET, FET as an amplifier.

Outcome:

Students are able to understand the operation and characteristics of FET, Thyristors, Power IGBTs and Power MOSFETs.

Unit VI :

Objective:

To understand the concepts of positive and negative feedbacks and their role in amplifiers and oscillators.

Amplifiers and oscillators

Feedback Amplifiers -classification, feedback concept, transfer gain and general characteristics of negative feedback amplifiers, effect of feedback on input and output resistances. Methods of analysis of feedback amplifiers.

Power Amplifiers – Classification, push-pull amplifiers, Introduction to harmonics (distortion factor).

Oscillators – Condition for oscillation, RC-phase shift oscillator. Wein bridge oscillator, Crystal oscillator. Frequency and amplitude stability of oscillators.

Outcome:

Students are able to understand the merits and demerits of positive and negative feedback and the role of feedback in oscillators and amplifiers.

TEXT BOOKS:

1. Electronic Devices and Circuits – J. Millman, C.C. Halkias, Tata Mc-Graw Hill.
2. Electronics devices and circuits by Atul P. Godse, Uday, Bakshi, Technical Publication.

REFERENCE BOOKS:

1. Electronic Devices and Circuits by David A. Bell, Oxford University Press.
2. Electronic Devices and Circuits – Salivahanan, Kumar, Vallavaraj, TATA Mc Graw Hill, Second Edition.
3. Electronic Devices and Circuits – R.L. Boylestad and Louis Nashelsky, Pearson/Prentice Hall, 9th Edition, 2006.

II Year – I SEMESTER

T	P	C
3+1	0	3

COMPLEX VARIABLE AND STATISTICAL METHODS**UNIT-I Functions of a complex variable:**

Introduction – Continuity – Differentiability – Analyticity – Properties – Cauchy-Riemann equations in Cartesian and polar coordinates. Harmonic and conjugate harmonic functions – Milne – Thompson method.

Subject Category

ABET Learning Objectives a e

ABET internal assessments 1 2 6

JNTUK External Evaluation A B E

UNIT-II Integration and Series Expansions

Complex integration: Line integral – Cauchy's integral theorem, Cauchy's integral formula, Generalized integral formula (all without proofs)- Radius of convergence – Expansion in Taylor's series, Maclaurin's series and Laurent series.

Subject Category

ABET Learning Objectives a e k

ABET internal assessments 1 2 6

JNTUK External Evaluation A B E

UNIT III Integration using Residues:

Types of Singularities: Isolated, pole of order m, essential - Residues – Residue theorem(without proof) - Evaluation of real integrals of type (a) (b) (c)

Subject Category

ABET Learning Objectives a e

ABET internal assessments 1 2 6

JNTUK External Evaluation A B E

UNIT IV Conformal Mapping:

Transformation by $\exp z$, $\ln z$, z^2 , z^n (n positive integer), $\sin z$, $\cos z$, $z + a/z$ - Translation, rotation, inversion and bilinear transformation – fixed point – cross ratio – properties – invariance of circles.

Subject Category

ABET Learning Objectives a e k

ABET internal assessments 1 2 6

JNTUK External Evaluation A B E

UNIT V Sampling Distributions:

Review of Normal distribution - Population and samples - Sampling distribution of mean (with known and unknown variance), proportion, variances - Sampling distribution of sums and differences - Point and interval estimators for means, variances, proportions.

Subject Category

ABET Learning Objectives a e k

ABET internal assessments 1 2 6

JNTUK External Evaluation A B E

UNIT VI Tests of Hypothesis

Type I and Type II errors -Maximum error- One tail, two-tail tests - Tests concerning one mean and proportion, two means- Proportions and their differences using Z-test, Student's t-test - F-test and Chi -square test.

Subject Category

ABET Learning Objectives a b d e h k

ABET internal assessments 1 2 6 7 10

JNTUK External Evaluation A B E F D

Books:

1. Advanced Engineering Mathematics: Erwin Kreyszig, Wiley India Edition.
2. Advanced Engineering Mathematics: Michael Greenberg, Pearson.
3. Advanced Engineering Mathematics: BS Grewal , Khanna Publishers (42nd Ed).
4. Probability and Statistics for Engineers: Miller and John E. Freund, Prentice Hall of India.
5. Probability and Statistics for Engineers and Scientists: Ronald E. Walpole, Sharon L. Mayers and Keying Ye: Pearson.

Subject Category	ABET Learning Objectives	ABET Internal Assessments	JNTUK External Evaluation	Remarks
Theory Design Analysis Algorithms Drawing Others	a) Apply knowledge of math, science, & engineering b) Design & conduct experiments, analyze & interpret data c) Design a system/process to meet desired needs within economic, social, political, ethical, health/safety, manufacturability, & sustainability constraints d) Function on multidisciplinary teams e) Identify, formulate, & solve engineering problems f) Understand professional & ethical responsibilities g) Communicate effectively h) Understand impact of engineering solutions in global, economic, environmental, & societal context i) Recognize need for & be able to engage in lifelong learning j) Know contemporary issues k) Use techniques, skills, modern tools for engineering practices	1. Objective tests 2. Essay questions tests 3. Peer tutoring based 4. Simulation based 5. Design oriented 6. Problem based 7. Experiential (project based) based 8. Lab work or field work based 9. Presentation based 10. Case Studies based 11. Role-play based 12. Portfolio based	A. Questions should have: B. Definitions, Principle of operation or philosophy of concept. C. Mathematical treatment, derivations, analysis, synthesis, numerical problems with inference. D. Design oriented problems E. Troubleshooting type of questions F. Applications related questions G. Brain storming questions	

II Year – I SEMESTER

T	P	C
3+1	0	3

ELECTROMAGNETIC FIELDS

Electromagnetic fields is the foremost pre-requisite course for most of the subjects in Electrical Engineering. Either in the enunciation of basics of electrical elements R, L and C that are the building blocks of any electrical device or in the illustration of Energy transfer from mechanical to electrical and vice versa its role is crucial. This course also includes the famous works of Coulomb, Ampere, Faraday, Maxwell etc. to the field of Electrical Engineering.

UNIT – I Electrostatics:**Objective:**

To study the production of electric field and potentials due to different configurations of static charges.

Electrostatic Fields – Coulomb's Law – Electric Field Intensity (EFI) – EFI due to a line and a surface charge – Work done in moving a point charge in an electrostatic field – Electric Potential – Properties of potential function – Potential gradient – Guass's law — Maxwell's first law, $\text{div}(\mathbf{D}) = \rho_v$ Laplace's and Poisson's equations and Solution of Laplace's equation in one variable.

Outcome: Ability to calculate electric field and potentials using guass's law or solving Laplace's or Poission's equations.

UNIT – II Conductors – Dielectrics and Capacitance:**Objective :**

To study the properties of conductors and dielectrics, calculate the capacitance of different config-various and understand the concept of conduction and convection current densities.

Electric dipole – Dipole moment – potential and EFI due to an electric dipole – Torque on an Electric dipole in an electric field – Behaviour of conductors in an electric field – Conductors and Insulators

Polarization – Boundary conditions between conduction to Dielectric and dielectric to dielectrics capacitance – capacitance of parallel plates, spherical and coaxial cables with composite dielectrics –Energy stored and energy density in a static electric field – Current density – conduction and Convection current densities – Ohm's law in point form – Equation of continuity.

Outcome: Learn how to calculate capacitance, energy stored in dielectrics and get's the concept of conduction and convection currents.

UNIT – III Magneto statics and Ampere's Law:

Objective:

To study the magnetic fields produced by currents in different configurations, application of ampere's law and the Maxwell's second and third equations.

Static magnetic fields – Biot-Savart's law – Oesterd's experiment - Magnetic field intensity (MFI) – MFI due to a straight current carrying filament – MFI due to circular, square and solenoid current – Carrying wire – Relation between magnetic flux, magnetic flux density and MFI – Maxwell's second Equation, $\text{div}(\mathbf{B})=0$ –Ampere's circuital law and its applications viz. MFI due to an infinite sheet of current and a long filament carrying conductor – Point form of Ampere's circuital law –Field due to a circular loop, rectangular and square loops, Maxwell's third equation, $\text{Curl}(\mathbf{H})=\mathbf{J}$.

Outcome:

Ability to find magnetic field intensity due to current, the application of ampere's law and the Maxwell's second and third equations.

UNIT – IV Force in Magnetic fields:

Objective :

To study the magnetic force and torque through Lorentz force equation in magnetic field environment like conductors and other current loops.

Magnetic force - Moving charges in a Magnetic field – Lorentz force equation – force on a current element in a magnetic field – Force on a straight and a long current carrying conductor in a magnetic field – Force between two straight long and parallel current carrying conductors – Magnetic dipole and dipole moment – a differential current loop as a magnetic dipole – Torque on a current loop placed in a magnetic field.

Outcome:

Students can calculate the magnetic forces and torque produced by currents in magnetic field.

UNIT – V Self and Mutual inductance:

Objective :

To develop the concept of self and mutual inductances and the energy stored.

Self and Mutual inductance – determination of self-inductance of a solenoid and toroid and mutual inductance between a straight long wire and a square loop wire in the same plane – energy stored and density in a magnetic field.

Outcome:

Will be able to calculate self and mutual inductances and the energy stored in the magnetic field.

UNIT – VI Time Varying Fields:

Objective :

To study time varying and Maxwell's equations in different forms and Maxwell's fourth equation for the induced Emf.

Time varying fields – Faraday's laws of electromagnetic induction – Its integral and point forms – Maxwell's fourth equation, $\text{Curl}(\mathbf{E}) = -\partial\mathbf{B}/\partial t$ – Statically and Dynamically induced EMFs – Simple problems -Modification of Maxwell's equations for time varying fields – Displacement current – Poynting Theorem and Poynting vector.

Outcome:

Students will gain knowledge on time varying fields and get ability to calculate induced Emf. Concepts of displacement current and Poynting vector and associated problems are solved.

TEXT BOOKS:

1. "Engineering Electromagnetics" by William H. Hayt & John. A. Buck Mc. Graw-Hill Companies, 7th Edition. 2006.

REFERENCE BOOKS

1. "Principles of Electro Magnetics" by Sadiku, Oxford Publications, 4th edition.
2. "Introduction to Electro Dynamics" by D J Griffiths, Prentice-Hall of India Pvt. Ltd., 2nd edition.
3. "Electromagnetic Field Theory" by Yaduvir Singh, Pearson.
4. Fundamentals of Engineering Electromagnetics by Sunil Bhooshan, Oxford higher education.
5. Electro magnetism : Problems with solutions by Ashutosh Pramanik, PHI Publications.

II Year – I SEMESTER

T	P	C
3+1	0	3

ELECTRICAL MACHINES – I**Preamble:**

This is a basic course on rotating electrical machines. This course covers the topics related to principles, performance, applications and design considerations of dc machines.

Learning objectives:

- i. Appreciate the principles of electromagnetic energy conversion and understand the construction details of DC machine.
- ii. Understand the principle of operation and performance of DC generators.
- iii. Learn the characteristics and performance of DC generators.
- iv. Learn the characteristics and performance of DC motors.
- v. Learn the speed control and testing methods of DC motors.
- vi. Learn the basic ideas of design of DC machines.

UNIT-I:**Electromechanical Energy Conversion**

Introduction to S.I Units - principles of electromechanical energy conversion – forces and torque in magnetic field systems – energy balance- singly excited machine- magnetic force - co-energy – multi excited magnetic field system-construction features of conventional and modern DC machines.

UNIT-II:**D.C. Generators – I**

Principle of operation – E.M.F equation- armature windings – lap and wave windings – armature reaction –cross magnetizing and de-magnetizing AT/pole –commutation process – methods of improving commutation – compensating windings – Interpoles.

UNIT-III:**D.C. Generators – II**

Methods of excitation- self excited and separately excited-types of generators build-up of emf - open circuit characteristics-critical field resistance-critical speed-causes for failure to self excitation-remedial measures – Internal and

external characteristics of separately excited, shunt, series, compound generators-applications, losses and efficiency.

UNIT-IV:

D.C. Motors

Principle of operation – back E.M.F - torque equation –characteristics of shunt, series and compound motors – armature reaction and commutation - losses and efficiency- speed torque characteristics-applications of dc motors.

Starting by 3 point and 4 point starters – protective devices.

UNIT-V:

Speed Control and Testing of D.C. Machines

Speed control by armature voltage and field flux control – testing of DC machines - brake test, Swinburne’s method – principle of regenerative or Hopkinson’s method - retardation test -- separation of losses – methods of electrical braking: plugging, dynamic and regenerative.

UNIT-VI:

Design of D.C. Machines

Design concept - output equation - choice of specific electric and magnetic loadings – separation of D and L - estimation of number of conductors/ turns - coils - armature slots – conductor dimension – slot dimension - choice of number of poles – length of air gap.

Learning outcomes:

- i. Able to explain the concepts of electromagnetic energy conversion.
- ii. Able to explain the operation of dc generator, armature reaction and commutation.
- iii. Able to analyze the characteristics and performance of dc generators.
- iv. Able to explain the torque developed and performance of dc motors.
- v. Able to analyze the speed control and testing methods of dc motors.
- vi. Able to propose design aspects of a dc machine.

TEXT BOOKS:

- 1 Electrical Machines – P.S. Bhimbra, Khanna Publishers
2. Electric Machinery by A.E.Fitzgerald, Charles kingsley, Stephen D.Umans, TMH

REFERENCE BOOKS:

1. Theory & Performance of Electrical Machines by J.B.Guptha. S.K.Kataria & Sons.
2. Electrical Machines by R.K. Rajput, Lakshmi publications, 5th edition.
3. The Performance and Design of DC machines - Albert E. Clayton.
4. Electrical Machine Design by A.K. Sawhney, Dhanpat Rai & Sons publications.
5. Electric Machines by Mulukutla S.Sarma&Mukesh K.Pathak, CENGAGE Learning.

II Year – I SEMESTER

T	P	C
0	3	2

THERMAL AND HYDRO LAB**Course Objective:**

To impart practical knowledge on the performance evaluation methods of various internal combustion engines, flow measuring equipment and hydraulic turbines and pumps.

NOTE: To conduct a minimum of 12 experiments by conducting a minimum of six from each section.

SECTION A - THERMAL ENGINEERING LAB

1. I.C. Engines valve / port timing diagrams.
2. I.C. Engines performance test on 4 -stroke Diesel engine.
3. I.C. Engines performance test on 2-stroke petrol engine.
4. Evaluation of engine friction by conducting Morse test on 4-stroke multi cylinder petrol engine
5. Determination of FHP by retardation and motoring test on IC engine
6. I.C. Engines heat balance on petrol / Diesel engines.
7. Economical speed test of an IC engine
8. Study of boilers

SECTION B – HYDRAULIC MACHINES LAB

1. Impact of jets on Vanes.
2. Performance Test on Pelton Wheel.
3. Performance Test on Francis Turbine.
4. Performance Test on Kaplan Turbine.
5. Performance Test on Single Stage Centrifugal Pump.
6. Performance Test on Reciprocating Pump.
7. Calibration of Venturimeter.
8. Calibration of Orifice meter.
9. Determination of loss of head due to sudden contraction in a pipeline.

II Year – I SEMESTER

T	P	C
0	3	2

ELECTRICAL CIRCUITS LAB

Any 10 of the following experiments are to be conducted:

- 1) Verification of Thevenin's and Norton's Theorems.
- 2) Verification of Superposition theorem and Maximum Power Transfer Theorem.
- 3) Verification of Compensation Theorem.
- 4) Verification of Reciprocity, Millmann's Theorems.
- 5) Locus Diagrams of RL and RC Series Circuits.
- 6) Series and Parallel Resonance
- 7) Determination of Self, Mutual Inductances and Coefficient of coupling.
- 8) Z and Y Parameters
- 9) Transmission and hybrid parameters
- 10) Measurement of Active Power for Star and Delta connected balanced loads.
- 11) Measurement of Reactive Power for Star and Delta connected balanced loads.
- 12) Measurement of 3-phase Power by two Wattmeter Method for unbalanced loads.

II Year – II SEMESTER**T P C**
3+1 0 3**ENVIRONMENTAL STUDIES****Course Learning Objectives:**

The objectives of the course is to impart

1. Overall understanding of the natural resources.
2. Basic understanding of the ecosystem and its diversity.
3. Acquaintance on various environmental challenges induced due to unplanned anthropogenic activities.
4. An understanding of the environmental impact of developmental activities.
5. Awareness on the social issues, environmental legislation and global treaties.

Course Outcomes:

The student should have knowledge on

1. The natural resources and their importance for the sustenance of the life and recognise the need to conserve the natural resources.
2. The concepts of the ecosystem and its function in the environment. The need for protecting the producers and consumers in various ecosystems and their role in the food web.
3. The biodiversity of India and the threats to biodiversity, and conservation practices to protect the biodiversity.
4. Various attributes of the pollution and their impacts and measures to reduce or control the pollution along with waste management practices.
5. Social issues both rural and urban environment and the possible means to combat the challenges.
6. The environmental legislations of India and the first global initiatives towards sustainable development.
7. About environmental assessment and the stages involved in EIA and the environmental audit.

Syllabus:**UNIT - I**

Multidisciplinary nature of Environmental Studies: Definition, Scope and Importance –Sustainability: Stockholm and Rio Summit–Global Environmental Challenges: Global warming and climate change, acid rains, ozone layer depletion, population growth and explosion, effects. Role of information Technology in Environment and human health.

Ecosystems: Concept of an ecosystem. - Structure and function of an ecosystem. - Producers, consumers and decomposers. - Energy flow in the ecosystem - Ecological succession. - Food chains, food webs and ecological pyramids. - Introduction, types, characteristic features, structure and function of Forest ecosystem, Grassland ecosystem, Desert ecosystem, Aquatic ecosystems.

UNIT - II

Natural Resources: Natural resources and associated problems

Forest resources – Use and over – exploitation, deforestation – Timber extraction – Mining, dams and other effects on forest and tribal people.

Water resources – Use and over utilization of surface and ground water – Floods, drought, conflicts over water, dams – benefits and problems.

Mineral resources: Use and exploitation, environmental effects of extracting and using mineral resources.

Food resources: World food problems, changes caused by non-agriculture activities-effects of modern agriculture, fertilizer-pesticide problems, water logging, salinity.

Energy resources: Growing energy needs, renewable and non-renewable energy sources use of alternate energy sources.

Land resources: Land as a resource, land degradation, Wasteland reclamation, man induced landslides, soil erosion and desertification. Role of an individual in conservation of natural resources. Equitable use of resources for sustainable lifestyles.

UNIT - III

Biodiversity and its conservation: Definition: genetic, species and ecosystem diversity- classification - Value of biodiversity: consumptive use, productive use, social-Biodiversity at national and local levels. India as a mega-diversity nation - Hot-spots of biodiversity - Threats to biodiversity: habitat loss, man-wildlife conflicts. - Endangered and endemic species of India – Conservation of biodiversity: conservation of biodiversity.

UNIT - IV

Environmental Pollution: Definition, Cause, effects and control measures

of Air pollution, Water pollution, Soil pollution, Noise pollution, Nuclear hazards. Role of an individual in prevention of pollution. - Pollution case studies.

Solid Waste Management: Sources, classification, effects and control measures of urban and industrial solid wastes. Consumerism and waste products.

UNIT - V

Social Issues and the Environment: Urban problems related to energy - Water conservation, rain water harvesting-Resettlement and rehabilitation of people; its problems and concerns. Environmental ethics: Issues and possible solutions. Environmental Protection Act -Air (Prevention and Control of Pollution) Act. -Water (Prevention and control of Pollution) Act -Wildlife Protection Act -Forest Conservation Act-Issues involved in enforcement of environmental legislation. - Public awareness.

UNIT - VI

Environmental Management: Impact Assessment and its significance various stages of EIA, preparation of EMP and EIS, Environmental audit. Ecotourism

The student should submit a report individually on any issues related to Environmental Studies course and make a power point presentation.

Text Books:

1. Environmental Studies by R. Rajagopalan, 2nd Edition, 2011, Oxford University Press.
2. A Textbook of Environmental Studies by Shaashi Chawla, TMH, New Delhi.
3. Environmental Studies by P.N. Palanisamy, P. Manikandan, A. Geetha, and K. Manjula Rani; Pearson Education, Chennai.

Reference:

1. Text Book of Environmental Studies by Deeshita Dave & P. Udaya Bhaskar, Cengage Learning.
2. Environmental Studies by K.V.S.G. Murali Krishna, VGS Publishers, Vijayawada.
3. Environmental Studies by Benny Joseph, Tata McGraw Hill Co, New Delhi.
4. Environmental Studies by Piyush Malaviya, Pratibha Singh, Anoop singh: Acme Learning, New Delhi.

II Year – II SEMESTER

T P C
3+1 0 3

SWITCHING THEORY AND LOGIC DESIGN

UNIT – I

REVIEW OF NUMBER OF SYSTEMS & CODES:

- i) Representation of numbers of different radix, conversion from one radix to another radix, $r-1$'s complements and r 's complements of signed members, problem solving.
- ii) 4 bit codes, BCD, Excess-3, 2421, 84-2-1 9 's complement code etc.,
- iii) Logic operations and error detection & correction codes; Basic logic operations -NOT, OR, AND, Universal building blocks, EX-OR, EX-NOR - Gates, Standard SOP and POS, Forms, Gray code, error detection, error correction codes (parity checking, even parity, odd parity, Hamming code) NAND-NAND and NOR-NOR realizations.

UNIT – II

MINIMIZATION TECHNIQUES:

Boolean theorems, principle of complementation & duality, De-morgan theorems, minimization of logic functions using Boolean theorems, minimization of switching functions using K-Map up to 6 variables, tabular minimization, problem solving (code-converters using K-Map etc..).

UNIT – III

COMBINATIONAL LOGIC CIRCUITS DESIGN :

Design of Half adder, full adder, half subtractor, full subtractor, applications of full adders, 4-bit binary subtractor, adder-subtractor circuit, BCD adder circuit, Excess 3 adder circuit, look-a-head adder circuit, Design of decoder, demultiplexer, 7 segment decoder, higher order demultiplexing, encoder, multiplexer, higher order multiplexing, realization of Boolean functions using decoders and multiplexers, priority encoder, 4-bit digital comparator.

UNIT – IV

INTRODUCTION OF PLD's :

PROM, PAL, PLA-Basics structures, realization of Boolean function with PLDs, programming tables of PLDs, merits & demerits of PROM, PAL, PLA comparison, realization of Boolean functions using PROM, PAL, PLA, programming tables of PROM, PAL, PLA.

UNIT – V**SEQUENTIAL CIRCUITS I:**

Classification of sequential circuits (synchronous and asynchronous); basic flip-flops, truth tables and excitation tables (nand RS latch, nor RS latch, RS flip-flop, JK flip-flop, T flip-flop, D flip-flop with reset and clear terminals). Conversion from one flip-flop to flip-flop. Design of ripple counters, design of synchronous counters, Johnson counter, ring counter. Design of registers - Buffer register, control buffer register, shift register, bi-directional shift register, universal shift register.

UNIT – VI**SEQUENTIAL CIRCUITS II :**

Finite state machine; Analysis of clocked sequential circuits, state diagrams, state tables, reduction of state tables and state assignment, design procedures. Realization of circuits using various flip-flops. Meelay to Moore conversion and vice-versa.

TEXT BOOKS:

1. Switching Theory and Logic Design by Hill and Peterson Mc-Graw Hill TMH edition.
2. Switching Theory and Logic Design by A. Anand Kumar.
3. Digital Design by Mano PHI.

REFERENCE BOOKS:

1. Modern Digital Electronics by RP Jain, TMH.
2. Fundamentals of Logic Design by Charles H. Roth Jr, Jaico Publishers.
3. Micro electronics by Milliman MH edition.

	T	P	C
II Year – II SEMESTER	3+1	0	3

PULSE & DIGITAL CIRCUITS

UNIT-I

Linear Wave Shaping: High pass, low pass RC circuits-response to sinusoidal, step, pulse, square and ramp inputs. RC circuit as differentiator and integrator.

Attenuators: Basic attenuator circuit and compensated attenuator circuit.

Switching characteristics of devices: Diode as a switch, transistor as a switch-transistor at cutoff, the reverse collector saturation current I_{CBO} , Its variation with the junction temperature. The transistor switch in saturation. Design of transistor switch.

UNIT-II

Non linear wave shaping: Diode clippers, Transistor clipper, clippers at two independent levels-transfer characteristics of clippers-emitter coupled clipper, clamping operation, diode clamping circuits with source resistance and diode resistance -transient and steady state response for a square wave input, clamping circuit theorem-practical clamping circuit.

UNIT-III

Multi vibrators:

Bistable multi vibrators:

A basic binary circuit-explanation. Fixed-bias transistor binary, self-biased transistor binary, binary with commutating capacitors-analysis. Non saturated binary-symmetrical triggering, Schmitt trigger circuit-emitter coupled binary circuit.

Monostable multi vibrator:

Basic circuit-collector coupled monostable multivibrator- emitter coupled monostable multivibrator-triggering of monostable multivibrator.

Astable multi vibrator:

The Astable collector coupled multivibrator, the Astable emitter coupled multivibrator.

UNIT-IV

Digital logic circuits: Introduction, positive and negative logic, Diode OR gate, Diode AND gate, An inverter circuit with transistor, DTL, TTL, ECL,

AOI logic, NMOS logic, PMOS logic, CMOS logic-analysis and problem solving.

NIT-V

Time base generators:

Voltage time base generators-Introduction, definitions of sweep speed error, displacement error, transmission error, various methods of generating time- base waveforms, UJT time base generator, transistor constant current sweep.

Miller time base generators: General considerations, The miller sweep-general considerations of bootstrap time base generator-basic principles, transistor bootstrap time base generator.

UNIT-VI

Synchronization and frequency division:

Pulse synchronization of relaxation devices, frequency division of the sweep circuit-synchronization of Astable multi, Monostable multivibrator, synchronization of sweep circuit with symmetrical signals-sine wave frequency division with a sweep circuit.

Sampling Gates: Basic operating principle, Unidirectional diode gate circuits, bi-directional gates using transistors. A bidirectional diode gate, Four- diode gate.

Text books:

1. "Pulse, Digital and switching wave forms" by Milliman and Taub Mc Graw Hill.
2. Micro electronics by MilliMan –Mc Graw Hill .

References:

1. MS PrakashRao "Pulse and Digital Circuits" Tata McGraw Hill.
2. David J.Comer, "Digital Logical State Machine Design", Oxford university press, 2008, third edition.
3. Venkatrao, K.Ramasudha, K.Manmadharao. G, "Pulse and Digital Circuits", pearson education, 2010.
4. Pulse and digital circuitsby Anandkumar, PHI.

II Year – II SEMESTER

T	P	C
3+1	0	3

POWER SYSTEMS-I**Preamble :**

Electrical Power plays significant role in day to day life of entire mankind. The aim of this course is to allow the students to understand the concepts of the generation and distribution of power along with economic aspects.

Learning objectives :

- i. To study the principle of operation and function of different components of a thermal power station.
- ii. To study the principle of operation and function of different components of a Nuclear power station.
- iii. To study the concepts of DC and AC distribution systems along with voltage drop calculations.
- iv. To study the constructional details, principle of operation and function of different components of an Air and Gas Insulated substations.
- v. To study the constructional details and classification of cables with necessary numerical calculations.
- vi. To study the concepts of different types of load curves and types of tariffs applicable to consumers.

UNIT-I Thermal Power Stations

Selection of site, general layout of a thermal power plant showing paths of coal, steam, water, air, ash and flue gasses, ash handling system, Brief description of components: Boilers, Super heaters, Economizers, electrostatic precipitators steam Turbines : Impulse and reaction turbines, Condensers, feed water circuit, Cooling towers and Chimney.

UNIT-II Nuclear Power Stations

Location of nuclear power plant, Working principle, Nuclear fission, Nuclear fuels, Nuclear chain reaction, nuclear reactor Components : Moderators, Control rods, Reflectors and Coolants. Types of Nuclear reactors and brief description of PWR, BWR and FBR. Radiation: Radiation hazards and Shielding, nuclear waste disposal.

UNIT-III Distribution Systems

Classification of distribution systems, design features of distribution systems, radial distribution, ring main distribution, voltage drop calculations: DC distributors for following cases - radial DC distributor fed at one end and at both ends (equal / unequal voltages), ring main distributor, stepped distributor and AC distribution, comparison of DC and AC distribution.

UNIT-IV Substations

Classification of substations: **Air Insulated Substations** - Indoor & Outdoor substations, Substations layouts of 33/11 kV showing the location of all the substation equipment.

Bus bar arrangements in the Sub-Stations: Simple arrangements like single bus bar, sectionalized single bus bar, double bus bar with one and two circuit breakers, main and transfer bus bar system with relevant diagrams.

Gas Insulated Substations (GIS) – Advantages of Gas insulated substations, different types of gas insulated substations, single line diagram of gas insulated substations, constructional aspects of GIS, Installation and maintenance of GIS, Comparison of Air insulated substations and Gas insulated substations.

UNIT-V Underground Cables

Types of Cables, Construction, Types of insulating materials, Calculation of insulation resistance, stress in insulation and power factor of cable, Numerical Problems.

Capacitance of single and 3-Core belted Cables, Numerical Problems. Grading of Cables-Capacitance grading and Intersheath grading, Numerical Problems.

UNIT-VI Economic Aspects of Power Generation & Tariff

Economic Aspects - Load curve, load duration and integrated load duration curves, discussion on economic aspects: connected load, maximum demand, demand factor, load factor, diversity factor, power capacity factor and plant use factor, Base and peak load plants, Numerical problems.

Tariff Methods - Costs of Generation and their division into Fixed, Semi-fixed and Running Costs, Desirable Characteristics of a Tariff Method, Tariff Methods: Simple rate, Flat Rate, Block-Rate, two-part, three-part, and power factor tariff methods, Numerical problems.

Learning Outcomes:

- i. Students are able to identify the different components of thermal power plants.

- ii. Students are able to identify the different components of nuclear Power plants.
- iii. Students are able to distinguish between AC & DC distribution systems and also estimate voltage drops in both types of distribution systems.
- iv. Students are able to locate the different components of an air and gas insulated substations.
- v. Students are able to identify single core and multi core cables with different insulating materials.
- vi. Students are able to analyse the effect of load factor, demand factor and diversity factor on the cost of generation of electrical power and also able to identify the types of tariff applicable to consumers based on their load demand.

TEXT BOOKS:

1. A Text Book on Power System Engineering by M.L.Soni, P.V.Gupta, U.S.Bhatnagar and A. Chakrabarti, Dhanpat Rai & Co. Pvt. Ltd.
2. Generation, Distribution and Utilization of Electric Energy by C.L.Wadhawa New age International (P) Limited, Publishers.

REFERENCE BOOKS:

1. Electrical Power Distribution Systems by - V. Kamaraju, Tata Mc Graw Hill, New Delhi.
2. Elements of Electrical Power Station Design by – M V Deshpande, PHI, New Delhi.

II Year – II SEMESTER**T P C**
3+1 0 3**ELECTRICAL MACHINES – II****Preamble:**

This course covers the topics on single-phase transformers, three-phase transformers and 3-phase induction motor which have wide application in power systems. The main aim of the course is to provide detail concepts, operation and performance of transformers and 3-phase induction motors. A complete design procedure for the design of transformers and 3-phase induction motors can be developed based on basic concepts discussed in unit-VI.

Learning objectives:

- i. Appreciate the concept of operation and performance of single-phase transformers.
- ii. Understand the methods of testing of single-phase transformer.
- iii. Distinguish between single-phase and three-phase transformers.
- iv. Understand the concept of operation and performance of 3-phase induction motor.
- v. Appreciate the relation between torque and slip, performance of induction motor and induction generator.
- vi. Understand the basic concepts of design of transformers and 3-phase induction motors.

UNIT-I**Single-phase Transformers**

Types and constructional details - principle of operation - emf equation - operation on no load and on load – lagging, leading and unity power factors loads - phasor diagrams of transformers – equivalent circuit – regulation – losses and efficiency – effect of variation of frequency and supply voltage on losses – All day efficiency.

UNIT-II**Single-phase Transformers Testing**

Tests on single phase transformers – open circuit and short circuit tests – Sumpner's test – separation of losses – parallel operation with equal voltage

ratios – auto transformer - equivalent circuit – comparison with two winding transformers.

UNIT-III

3-Phase Transformers

Polyphase connections - Y/Y, Y/ Δ , Δ /Y, Δ / Δ and open Δ -- Third harmonics in phase voltages - three winding transformers: determination of Z_p , Z_s and Z_t -- transients in switching - off load and on load tap changers -- Scott connection.

UNIT-IV

3-phase Induction Motors

construction details of cage and wound rotor machines - production of a rotating magnetic field - principle of operation - rotor emf and rotor frequency - rotor current and pf at standstill and during running conditions - rotor power input, rotor copper loss and mechanical power developed and their inter relationship – equivalent circuit – phasor diagram.

UNIT-V

Characteristics, starting and testing methods of Induction Motors

Torque equation - expressions for maximum torque and starting torque - torque slip characteristic - double cage and deep bar rotors - crawling and cogging - no load and blocked rotor tests - circle diagram for predetermination of performance - methods of starting – starting current and torque calculations – induction generator operation.

UNIT-VI

Design of transformer and 3-phase induction motor

Transformer: Design concept – output equation – choice of windings – calculation of number of turns – length of mean turn of winding - calculation of resistance and leakage reactance.

Three phase induction motor: Design concept – choice of specific electric and magnetic loadings – output equation – stator design – number of slots – conductor dimensions – type of winding – number of rotor slots – conductor dimensions.

Learning outcomes:

- i. Able to explain the operation and performance of single phase transformer.
- ii. Able to explain the regulation losses and efficiency of single phase transformer.

- iii. Able to explain types of three phase transformer connection, tap changing methods and 3-phase to 2-phase transformation.
- iv. Able to explain the operation and performance of three phase induction motor.
- v. Able to analyze the torque-speed relation, performance of induction motor and induction generator.
- vi. Able to explain design procedure for transformers and three phase induction motors.

TEXT BOOKS:

1. The performance and design of alternating current machines – M.G. Say, CBS publishers & distributors, New Delhi.
2. Electrical Machines – P.S. Bimbra, Khanna Publishers.

REFERENCE BOOKS:

1. Electrical Machines by J.B.Guptha, S.K.Kataria & Sons.
2. Electrical Machines by D. P.Kothari, I. J. Nagarth, Mc Graw Hill Publications, 4th edition.
3. Electrical Machines by R.K.Rajput, Lakshmi publications, Fifth edition.
4. Electrical Machine Design by Sawhney, Dhanpath Rai Publications.
5. Electrical Machines by Smarajit Ghosh, Pearson Publications.

II Year – II SEMESTER

T	P	C
3+1	0	3

CONTROL SYSTEMS**Preamble :**

This course introduces the elements of linear control systems and their analysis. Classical methods of design using frequency response are included. The state space approach for modeling and analysis is the added feature of this course.

UNIT – I:**Learning Objective:**

To learn the mathematical modeling of physical systems and to use block diagram algebra and signal flow graph to determine overall transfer function.

MATHEMATICAL MODELING OF CONTROL SYSTEMS

Open Loop and closed loop control systems and their differences, Classification of control systems, Feed-Back Characteristics, transfer function of linear system, Differential equations of electrical networks, Translational and Rotational mechanical systems, Transfer Function of DC Servo motor - AC Servo motor- Synchro-transmitter and Receiver, Block diagram algebra – Representation by Signal flow graph - Reduction using Mason's gain formula.

Outcome:

Ability to derive the transfer function of physical systems and determination of overall transfer function using block diagram algebra and signal flow graphs.

UNIT-II:**Learning Objective:**

To analyze the time response of first and second order systems and improvement of performance by proportional plus derivative and proportional plus integral controllers.

TIME RESPONSE ANALYSIS

Standard test signals - Time response of first order systems –Time response of second order systems - Time domain specifications - Steady state errors and error constants – Effects of proportional derivative, proportional integral systems.

Outcome:

Capability to determine time response specifications of second order systems and to determine error constants.

UNIT – III:**Learning Objective :**

To investigate the stability of closed loop systems using Routh's stability criterion and the analysis by root locus method.

STABILITY AND ROOTLOCUS TECHNIQUE

The concept of stability – Routh's stability criterion –limitations of Routh's stability – The root locus concept - construction of root loci (Simple problems).

Outcome:

Acquires the skill to analyze absolute and relative stability of LTI systems using Routh's stability criterion and the root locus method.

UNIT-IV:**Learning Objective :**

To present the Frequency Response approaches for the analysis of linear time invariant (LTI) systems using Bode plots, polar plots and Nyquist stability criterion.

FREQUENCY RESPONSE ANALYSIS

Introduction, Frequency domain specifications-Bode diagrams- transfer function from the Bode Diagram-Phase margin and Gain margin-Stability Analysis from Bode Plots, Polar Plots, Nyquist Stability criterion.

Outcome:

Capable to analyze the stability of LTI systems using frequency response methods.

UNIT-V:**Learning Objective :**

To discuss basic aspects of design and compensation of linear control systems using Bode plots.

CLASSICAL CONTROL DESIGN TECHNIQUES

Lag, Lead, Lag-Lead compensators, design of compensators – using Bode plots.

Outcome:

Able to design Lag, Lead, Lag-Lead compensators to improve system performance from Bode diagrams.

UNIT–VI:**Learning Objective:**

Ability to formulate state models and analyze the systems. To present the concepts of Controllability and Observability.

STATE SPACE ANALYSIS OF CONTINUOUS SYSTEMS

Concepts of state, state variables and state model, state space representation of transfer function, Diagonalization- Solving the Time invariant state Equations- State Transition Matrix and it's Properties – Concepts of Controllability and Observability.

Outcome:

Ability to represent physical systems as state models and determine the response. Understanding the concepts of controllability and observability.

TEXT BOOKS:

1. Modern Control Engineering, Kotsuhiko Ogata, Prentice Hall of India.
2. Automatic control systems, Benjamin C.Kuo, Prentice Hall of India, 2nd Edition

REFERENCE BOOKS:

1. Control Systems, Manik Dhanesh N, Cengage publications .
2. Control Systems principles and design, M.Gopal, Tata Mc Graw Hill education Pvt Ltd., 4th Edition.
3. Control Systems Engineering, S.Palani, Tata Mc Graw Hill Publications.

II Year – II SEMESTER

T	P	C
0	3	2

ELECTRICAL MACHINES – I LAB

Any 10 of the following experiments are to be conducted:

1. Magnetization characteristics of DC shunt generator. Determination of critical field resistance and critical speed.
2. Load test on DC shunt generator. Determination of characteristics.
3. Brake test on DC shunt motor. Determination of performance curves.
4. Load test on DC compound generator. Determination of characteristics.
5. Hopkinson's test on DC shunt machines. Predetermination of efficiency.
6. Fields test on DC series machines. Determination of efficiency.
7. Swinburne's test and Predetermination of efficiencies as Generator and Motor.
8. Speed control of DC shunt motor by Field and armature Control.
9. Brake test on DC compound motor. Determination of performance curves.
10. Load test on DC series generator. Determination of characteristics.
11. Retardation test on DC shunt motor. Determination of losses at rated speed.
12. Separation of losses in DC shunt motor.

II Year – II SEMESTER**T P C**
0 3 2**ELECTRONIC DEVICES & CIRCUITS LAB****PART A: Electronic Workshop Practice**

1. Identification, Specifications, Testing of R, L, C Components (Colour Codes), Potentiometers, Coils, Gang Condensers, Relays, Bread Boards.
2. Identification, Specifications and Testing of active devices, Diodes, BJTs, JFETs, LEDs, LCDs, SCR, UJT.
3. Soldering Practice- Simple circuits using active and passive components.
4. Study and operation of Ammeters, Voltmeters, Transformers, Analog and Digital Multimeter, Function Generator, Regulated Power Supply and CRO.

PART B: List of Experiments**(For Laboratory Examination-Minimum of Ten Experiments)**

1. P-N Junction Diode Characteristics
Part A: Germanium Diode (Forward bias & Reverse bias)
Part B: Silicon Diode (Forward Bias only)
2. Zener Diode Characteristics
Part A: V-I Characteristics
Part B: Zener Diode as Voltage Regulator
3. Rectifiers (without and with c-filter)
Part A: Half-wave Rectifier
Part B: Full-wave Rectifier
4. BJT Characteristics (CE Configuration)
Part A: Input Characteristics
Part B: Output Characteristics
5. FET Characteristics (CS Configuration)
Part A: Drain Characteristics
Part B: Transfer Characteristics
6. SCR Characteristics
7. UJT Characteristics
8. Transistor Biasing

9. CRO Operation and its Measurements
10. BJT-CE Amplifier
11. Emitter Follower-CC Amplifier
12. FET-CS Amplifier

PART C: Equipment required for Laboratory

1. Boxes
2. Ammeters (Analog or Digital)
3. Voltmeters (Analog or Digital)
4. Active & Passive Electronic Components
5. Regulated Power supplies
6. Analog/Digital Storage Oscilloscopes
7. Analog/Digital Function Generators
8. Digital Multimeters
9. Decade Résistance Boxes/Rheostats
10. Decade Capacitance

III Year – I SEMESTER

T P C
3+1 0 3

MANAGERIAL ECONOMICS AND FINANCIAL ANALYSIS

Unit – I:

(*The Learning objective of this Unit is to understand the concept and nature of Managerial Economics and its relationship with other disciplines, Concept of Demand and Demand forecasting)

Introduction to Managerial Economics and demand Analysis:

Definition of Managerial Economics and Scope-Managerial Economics and its relation with other subjects-Concepts of Demand-Types-Determents-Law of Demand its Exception-Elasticity of Demand-Types and Measurement-Demand forecasting and its Methods.

(**The Learner is equipped with the knowledge of estimating the Demand for a product and the relationship between Price and Demand)

Unit – II:

(*The Learning objective of this Unit is to understand the concept of Production function, Input Output relationship, different Cost Concepts and Concept of Cost-Volume-Profit Analysis)

Production and Cost Analyses:

Production function-Isoquants and Isocosts-Law of Variable proportions-Cobb-Douglas Production function-Economics of Sale-Cost Concepts-Opportunity Cost-Fixed vs Variable Costs-Explicit Costs vs Implicit Costs-Out of Pocket Costs vs Imputed Costs-Cost Volume Profit analysis-Determination of Break-Even Point (Simple Problem).

(**One should understand the Cost Concepts for decision making and to estimate the least cost combination of inputs).

Unit – III:

(*The Learning Objective of this Unit is to understand the Nature of Competition, Characteristics of Pricing in the different market structure and significance of various pricing methods)

Introduction to Markets, Theories of the Firm & Pricing Policies:

Market Structures: Perfect Competition, Monopoly and Monopolistic and Oligopoly – Features – Price, Output Determination – Managerial Theories of firm: Maris and Williamson's models – Methods of Pricing: Limit Pricing, Market Skimming Pricing, Internet Pricing: Flat Rate Pricing, Usage sensitive, Transaction based pricing, Priority Pricing.

(** One has to understand the nature of different markets and Price Output determination under various market conditions)

Unit – IV:

(***The Learning objective of this Unit is to know the different forms of Business organization and their Merits and Demerits both public & private Enterprises and the concepts of Business Cycles**)

Types of Business Organization and Business Cycles:

Features and Evaluation of Sole Trader – Partnership – Joint Stock Company – State/Public Enterprises and their forms – Business Cycles – Meaning and Features – Phases of Business Cycle.

(**One should equipped with the knowledge of different Business Units)

Unit – V:

(***The Learning objective of this Unit is to understand the different Accounting Systems preparation of Financial Statements and uses of different tools for performance evaluation**)

Introduction to Accounting & Financing Analysis:

Introduction to Double Entry Systems – Preparation of Financial Statements-Analysis and Interpretation of Financial Statements-Ratio Analysis – Preparation of Funds flow cash flow statements (Simple Problems)

(**The Learner is able to prepare Financial Statements and the usage of various Accounting tools for Analysis)

Unit – VI:

(*The Learning objective of this Unit is to understand the concept of Capital, Capitalization, Capital Budgeting and to know the techniques used to evaluate Capital Budgeting proposals by using different methods)

Capital and Capital Budgeting: Capital Budgeting: Meaning of Capital-Capitalization-Meaning of Capital Budgeting-Need for Capital Budgeting-Techniques of Capital Budgeting-Traditional and Modern Methods.

(**The Learner is able to evaluate various investment project proposals with the help of capital budgeting techniques for decision making)

Note: *Learning Objective

** Learning Assessment

TEXT BOOKS

1. Dr. N. Appa Rao, Dr. P. Vijay Kumar: ‘Managerial Economics and Financial Analysis’, Cengage Publications, New Delhi – 2011.

2. Dr. A. R. Aryasri – Managerial Economics and Financial Analysis, TMH 2011.
3. Prof. J.V.Prabhakara Rao, Prof. P. Venkatarao. ‘Managerial Economics and Financial Analysis’, Ravindra Publication.

REFERENCES:

1. V. Maheswari : Managerial Economics, Sultan Chand.
2. Suma Damodaran : Managerial Economics, Oxford 2011.
3. Dr. B. Kuberudu and Dr. T. V. Ramana : Managerial Economics & Financial Analysis, Himalaya Publishing House 2011.
4. Vanitha Agarwal : Managerial Economics, Pearson Publications 2011.
5. Sanjay Dhameja : Financial Accounting for Managers, Pearson.
6. Maheswari : Financial Accounting, Vikas Publications.
7. S. A. Siddiqui & A. S. Siddiqui : Managerial Economics and Financial Analysis, New Age International Publishers, 2012.

III Year – I SEMESTER

T	P	C
3+1	0	3

ELECTRICAL MEASUREMENTS**Preamble:**

This course introduces principle of operation of basic analog and digital measuring instruments for measurement of current, voltage, power, energy etc. Measurement of resistance, inductance and capacitance by using bridge circuits will be discussed in detail. It is expected that student will be thorough with various measuring techniques that are required for an electrical engineer.

Learning Objectives:

- To study the principle of operation and working of different types of instruments. Measurement of voltage and current.
- To study the working principle of operation of different types of instruments for measurement of power and energy.
- To understand the principle of operation and working of dc and ac potentiometers.
- To understand the principle of operation and working of various types of bridges for measurement of parameters –resistance, inductance, capacitance and frequency.
- To study the principle of operation and working of various types of magnetic measuring instruments.
- To study the applications of CRO for measurement of frequency, phase difference and hysteresis loop using Lissajous patterns.

UNIT-I:**Measuring Instruments**

Classification – Deflecting, control and damping torques – Ammeters and Voltmeters – PMMC, moving iron type, dynamometer and electrostatic instruments – Expression for the deflecting torque and control torque – Errors and compensations– Extension of range using shunts and series resistance – CT and PT: Ratio and phase angle errors – Design considerations.

UNIT –II:**Measurement of Power and Energy**

Single phase and three phase dynamometer wattmeter – LPF and UPF – Expression for deflecting and control torques – Extension of range of wattmeter using instrument transformers – Measurement of active and reactive powers in balanced and unbalanced systems – Type of P.F. Meters – Single phase and three phase dynamometer and moving iron type Single phase induction type energy meter – Driving and braking.

torques – errors and compensations –Testing by phantom loading using R.S.S. meter– Three phase energy meter – Tri vector meter – Maximum demand meters– Electrical resonance type frequency meter and Weston type synchroscope.

UNIT – III:**Potentiometers**

Principle and operation of D.C. Crompton's potentiometer – Standardization – Measurement of unknown resistance – Current – Voltage – AC Potentiometers: polar and coordinate types –Standardization – Applications.

UNIT – IV:**Measurements of Parameters**

Method of measuring low, medium and high resistance – Sensitivity of Wheat stone's bridge – Carey Foster's bridge– Kelvin's double bridge for measuring low resistance– Loss of charge method for measurement of high resistance – Megger– Measurement of earth resistance – Measurement of inductance – Quality Factor – Maxwell's bridge–Hay's bridge – Anderson's bridge–Measurement of capacitance and loss angle – Desautybridge – Schering Bridge–Wagner's earthing device–Wien's bridge.

UNIT – V:**Magnetic Measurements**

Ballistic galvanometer – Equation of motion – Flux meter – Constructional details–Determination of B–H Loop methods of reversals six point method – AC testing – Iron loss of bar samples– Core loss measurements by bridges and potentiometers.

UNIT – VI:**Digital Meters**

Digital Voltmeter–Successive approximation – Measurement of phase difference – Frequency – Hysteresis loop using lissajious patterns in CRO –

Ramp and integrating type–Digital frequency meter–Digital multimeter–Digital Tachometer.

Learning Outcomes:

- Able to choose right type of instrument for measurement of voltage and current for ac and dc.
- Able to choose right type of instrument for measurement of power and energy – able to calibrate energy meter by suitable method
- Able to calibrate ammeter and potentiometer.
- Able to select suitable bridge for measurement of electrical parameters
- Able to use the ballistic galvanometer and flux meter for magnetic measuring instruments
- Able to measure frequency and phase difference between signals using CRO. Able to use digital instruments in electrical measurements.

Text Books:

1. Electrical Measurements and measuring Instruments – by E.W. Golding and F.C.Widdis, fifth Edition, Wheeler Publishing.
2. Modern Electronic Instrumentation and Measurement Techniques – A.D. Helfrick and W.D. Cooper, PHI, 5th Edition, 2002.
3. Electrical and Electronic Measurements and instrumentation by R.K.Rajput, S.Chand

Reference Books:

1. Electrical & Electronic Measurement & Instruments by A.K.Sawhney Dhanpat Rai & Co. Publications.
2. Electrical Measurements – by Buckingham and Price, Prentice – Hall
3. Electrical Measurements by Forest K. Harris. John Wiley and Sons
4. Electrical Measurements: Fundamentals, Concepts, Applications – by Reissland, M.U, New Age International (P) Limited, Publishers.
5. Electrical and Electronic Measurements –by G.K.Banerjee, PHI Learning Private Ltd., New Delhi–2012.

III Year – I SEMESTER

T	P	C
3+1	0	3

POWER SYSTEMS–II**Preamble:**

This course is an extension of power systems–I course. It deals with basic theory of transmission lines modeling and their performance analysis. Transient in power system, improvement of power factor and voltage control are discussed in detail. It is important for the student to understand the mechanical design aspects of transmission lines, cables, insulators. These aspects are also covered in detail in this course.

Learning Objectives:

- To compute inductance and capacitance of transmission lines and to understand the concepts of GMD, GMR.
- To study short and medium length transmission lines, their models and performance computation.
- To study the performance and modeling of long transmission lines.
- To study the transient on transmission lines.
- To study the factors affecting the performance of transmission lines and power factor improvement methods.
- To discuss sag and tension computation of transmission lines as well as to study the over head insulators.

UNIT–I:**Transmission Line Parameters**

Types of conductors – Calculation of resistance for solid conductors – Calculation of inductance for single phase and three phase– Single and double circuit lines– Concept of GMR and GMD–Symmetrical and asymmetrical conductor configuration with and without transposition– Numerical Problems–Calculation of capacitance for 2 wire and 3 wire systems – Effect of ground on capacitance – Capacitance calculations for symmetrical and asymmetrical single and three phase–Single and double circuit lines–Numerical Problems.

UNIT–II:**Performance of Short and Medium Length Transmission Lines**

Classification of Transmission Lines – Short, medium, long line and their model representations –Nominal-T–Nominal-Pie and A, B, C, D Constants

for symmetrical and Asymmetrical Networks– Numerical Problems– Mathematical Solutions to estimate regulation and efficiency of all types of lines – Numerical Problems.

UNIT–III:

Performance of Long Transmission Lines

Long Transmission Line–Rigorous Solution – Evaluation of A,B,C,D Constants–Interpretation of the Long Line Equations – Incident, Reflected and Refracted Waves –Surge Impedance and SIL of Long Lines–Wave Length and Velocity of Propagation of Waves – Representation of Long Lines – Equivalent-T and Equivalent Pie network models (Numerical Problems).

UNIT – IV:

Power System Transients

Types of System Transients – Travelling or Propagation of Surges – Attenuation–Distortion – Reflection and Refraction Coefficients – Termination of lines with different types of conditions – Open Circuited Line–Short Circuited Line – T-Junction– Lumped Reactive Junctions (Numerical Problems).

UNIT–V:

Various Factors Governing the Performance of Transmission line

Skin and Proximity effects – Description and effect on Resistance of Solid Conductors –Ferranti effect – Charging Current – Effect on Regulation of the Transmission Line–Shunt Compensation –Corona – Description of the phenomenon–Factors affecting corona–Critical voltages and power loss – Radio Interference –Power factor improvement methods.

UNIT–VI:

Sag and Tension Calculations and Overhead Line Insulators

Sag and Tension calculations with equal and unequal heights of towers– Effect of Wind and Ice on weight of Conductor–Numerical Problems – Stringing chart and sag template and its applications–Types of Insulators – String efficiency and Methods for improvement–Numerical Problems – Voltage distribution–Calculation of string efficiency–Capacitance grading and Static Shielding.

Learning Outcomes:

- Able to understand parameters of various types of transmission lines for using calculation and behavior during different operating conditions.

- Able to understand the insight into specific transmission lines short and medium type which would have application in medium and high voltage power transmission systems.
- Student will be able to understand the surge propagation, reflection and refraction in transmission lines. such output will be useful in protecting transmission line insulators and designing level of insulation coordination at various high voltages.
- Will be able to utilize it for understanding the surge behaviour of transmission line for protection of connects equipments,viz.power transformer and system connected shunt reactors.
- Will be able to understand various phenomenon related to charged line transmitting different level of power.
- Will be able to understand physical and geometrical parameters of transmission line for safe and efficient performance during operating condition of voltage and power.

Text Books:

1. Electrical power systems – by C.L. Wadhwa, New Age International (P) Limited, Publishers, 1998.
2. Modern Power System Analysis by I.J. Nagarith and D.P.Kothari, Tata Mc Graw Hill, 2nd Edition.
3. Electrical Power Systems by P.S.R. Murthy, B.S. Publications.

Reference Books:

1. Power system Analysis–by John J Grainger William D Stevenson, TMC Companies, 4th edition
2. Power System Analysis and Design by B.R. Gupta, Wheeler Publishing.
3. A Text Book on Power System Engineering by M.L.Soni, P.V.Gupta, U.S. Bhatnagar A .Chakrabarthy, DhanpatRai& Co Pvt. Ltd.

III Year – I SEMESTER

T P C
3+1 0 3

ELECTRICAL MACHINES – III

Preamble:

This course essentially covers ac machines. It covers topics related to principle of operation, constructional features and starting of single phase induction motors and three phase synchronous motors. In addition, it also covers voltage regulation and parallel operation of synchronous generators.

Learning Objectives:

- To study the application of “Double revolving field” theory for single – phase induction motor and appreciate the function and application of a.c series motor.
- To discuss e.m.f generation principle of synchronous generator and armature reaction effect.
- To study the effect of load at different power factors, methods of predetermination of regulation for non– salient and salient pole generators.
- To study the parallel operation and the concepts of transfer of real and reactive powers.
- To understand the operation and performance of synchronous motor.
- To study the power circle diagrams and methods of starting of synchronous motor.

UNIT – I:

Single Phase Motors

Single phase induction motors – Constructional features and the problem of starting–Double revolving field theory–AC Series motor–Compensation.

UNIT-II:

Synchronous generator construction and operation

Constructional features of non–salient and salient pole type – Armature windings –Distributed and concentrated windings – Distribution– Pitch and winding factors –E.M.F equation–Improvements of waveform and armature reaction– Numerical problems.

UNIT – III:**Voltage regulation of synchronous generator**

Voltage regulation by synchronous impedance method– MMF method and Potier triangle method–Phasor diagrams– Two reaction analysis of salient pole machines and phasor diagram– Numerical problems.

UNIT –IV:**Parallel operation of synchronous generators**

Parallel operation with infinite bus and other alternators – Synchronizing power – Load sharing –Transfer of real and reactive power– Numerical problems.

UNIT–V:**Synchronous motor – operation**

Synchronous Motor principle and theory of operation– Phasor diagram – Starting torque–Variation of current and power factor with excitation – Synchronous condenser – Mathematical analysis for power developed– Numerical problems.

UNIT – VI:**Synchronous motor performance and starting**

Excitation and power circles – Hunting and its suppression – Methods of starting – Synchronous induction motor.

Learning outcomes:

At the end of the course the student should be able to

- Analyze the performance of single phase induction and ac series motors.
- Explain the structure of synchronous machines and design the windings.
- Develop solutions for regulation of both non salient pole and salient pole synchronous generators.
- Explain the role of synchronous generators operation when connected to an infinite bus or when operating in parallel.
- Analyze the performance of synchronous motor for development of torque and power factor correction.
- Explain hunting phenomenon and methods of starting of synchronous motor.

Text Books:

1. Electrical Machines – by P.S. Bhimbra, Khanna Publishers.
2. The Performance and Design of AC Machines – by M.G.Say, ELBS and Ptiman & Sons.

Reference Books:

1. Electric Machinery – by A.E. Fitzgerald, C. Kingsley and S.Umans- by Mc Graw–Hill Companies, 5th edition, 1990.
2. Theory of Alternating Current Machinery by Langsdorf, Tata Mc Graw–Hill, 2nd edition.
3. Analysis of Electric Machinery and Drive systems – by Paul C. Krause, Oleg Wasynczuk and Scott D.Sudhoff, wiley publications, 2nd edition Publishers.

III Year – I SEMESTER

T	P	C
3+1	0	3

POWER ELECTRONICS**Preamble:**

The usage of power electronics in day to day life has increased in recent years. It is important for student to understand the fundamental principles behind all these converters. This course covers characteristics of semi conductor devices, ac/dc, dc/dc, ac/ac and dc/ac converters. The importance of using pulse width modulated techniques to obtain high quality power supply (dc/ac converter) is also discussed in detail in this course.

Learning Objectives:

- To study the characteristics of various power semiconductor derive and analyze the operation of diode bridge rectifier.
- To design firing circuits for SCR. Analyze the operation of AC voltage controller and half-wave phase controlled rectifiers.
- To understand the operation of single phase full-wave converters and analyze harmonics in the input current.
- To study the operation of three phase full-wave converters and dual converter.
- To analyze the operation of single phase cyclo converters and high frequency dc-dc converters.
- To understand the working of inverters and application of PWM techniques for voltage control and harmonic mitigation.

UNIT-I:**Power Semi Conductor Devices**

Thyristors–Silicon controlled rectifiers (SCR’s) –Characteristics of power MOSFET and power IGBT– Basic theory of operation of SCR–Static characteristics– Turn on and turn off methods–Dynamic characteristics of SCR– Snubber circuit design–Numerical problems–Diode bridge rectifier with R-load and capacitive filter–Output voltage and input current waveforms.

UNIT-II:**Phase Controlled Converters – Single Phase**

Firing circuits for SCR– Line commutation principle– Single phase AC voltage controller with R and RL load–Half wave converters with R, RL and RLE loads– Derivation of average load voltage and current–Effect of freewheeling diode for RL load.

UNIT-III:**Single Phase Bridge Converter and Harmonic Analysis Fully controlled converters**

Operation with R, RL and RLE loads–Derivation of average voltage and current – Effect of source Inductance.

Semi Converters (Half Controlled):

Operation with R, RL and RLE loads – Harmonic analysis for input current waveform in a system with a large load inductance –Calculation of input power factor.

UNIT-IV:**Three Phase AC–DC Bridge Converters**

Full converter with R and RL loads–Semi converter (Half Controlled) with R and RL loads– Derivation of load voltage–Line commutated Inverter operation–Dual converters with non–circulating and circulating currents.

UNIT – V:**AC–AC and DC–DC Converters**

Single phase Bridge type cyclo converter with R and RL load (Principle of operation) –High frequency DC–DC converters: Buck Converter operation–Time ratio control and current limit control strategies–Voltage and current waveforms–Derivation of output voltage–Boost converter operation–Voltage and current waveforms–Derivation of output voltage – Buck-Boost converter operation –Voltage and current waveforms.

UNIT – VI:**DC–AC Inverters****Inverters**

Single phase inverters–Unipolar and bipolar switching–Three phase Inverters (120° and 180° modes of operation) –PWM techniques– Sine triangular PWM technique– amplitude and frequency modulation Indices –Harmonic analysis.

Learning Outcomes:

Student should be able to

- Explain the characteristics of various power semiconductor derive and analyze the operation of diode bridge rectifier.
- Design firing circuits for SCR. Analyze the operation of AC voltage controller and half-wave phase controlled rectifiers.
- Explain the operation of single phase full-wave converters and analyze harmonics in the input current.
- Explain the operation of three phase full-wave converters and dual converter.
- Analyze the operation of single phase cyclo converters and high frequency dc-dc converters.
- Explain the working of inverters and application of PWM techniques for voltage control and harmonic mitigation.

Text Books:

1. Power Electronics: Circuits, Devices and Applications – by M. H. Rashid, Prentice Hall of India, 2nd edition, 1998
2. Power Electronics: converters, applications & design -by Nedmohan, Tore M. Undeland, Robbins by Wiley India Pvt. Ltd.
3. Power Converter Circuits -by William Shepherd, Li zhang, CRC Taylor & Francis Group.

Reference Books:

1. Elements of Power Electronics–Philip T.Krein.oxford.
2. Power Electronics – by P.S.Bhimbra, Khanna Publishers.
3. Thyristorised Power Controllers – by G. K. Dubey, S. R. Doradla, A. Joshi and R. M. K.Sinha, New Age International (P) Limited Publishers, 1996.
4. Power Electronics handbook by Muhammad H. Rashid, Elsevier.

III Year – I SEMESTER

T P C
3+1 0 3

LINEAR & Digital IC APPLICATIONS

Preamble:

All Electronic devices developed in circuit Concepts. Thus all analog circuits developed on circuit Concept basis. But the advancement of Technology in Fabrication Field gain prominence and all discrete components are fabricated using I.C Technology. On a Single chip millions of transistors are fabricated using Very Large Scale IC. In This context Operational Amplifiers which is an analog device plays an important role for Analog IC Design.

Operational Amplifiers performs Algebraic operations, Logarithmic Operations, Trigonometric Operations etc. Therefore these Operational Amplifiers design goes into System design instead of circuit design. So Linear IC applications plays vital role in the electronic field Starting from home appliances to Super computers.

Learning Objectives:

After completion of this course, the reader should be able to

- Draw a block diagram representing a typical op-amp with various definitions.
- Draw and explain the open-loop configuration and feedback configuration and can determine Voltage gain, the input resistance, the output resistance.
- Differentiate between Ideal and Non-Ideal Op-Amp, Determination of closed loop voltage gain, the input resistance, the output resistance for Non-Ideal Op-Amp Circuits.
- Perform various mathematical Operations, Trigonometric & Logarithmic Operations, and Instrumentation Amplifier with relevant Circuits.
- Design waveform generators (Astable, Monostable, Schmitt Trigger) using Single Op-Amp.
- Study of 555 timer & its applications using Astable and Monostable Operations.
- Can design various types of Active Filters such as LPF, HPF, BPF, BRF, NBPF, Notch Filter, ALL pass filters.
- Study the operation & applications of PLA.
- Explain the operation of A/D and D/A Converters.

UNIT-I:**Introduction To Operational Amplifier**

Block diagram of Typical Op-Amp With Various Stages– BJT Differential Amplifier With R_E DC Analysis– AC Analysis –BJT differential amplifier with constant current source – Analysis Different input/output configurations dual input balanced output–Dual input unbalanced output–Signal input balanced output–Signal input unbalanced output–AC analysis with r-parameters –Current repeater circuits–Current mirror circuits–Analysis–Level translator – Cascade differential amplifier– FET differential amplifier.

UNIT-II:**OP-AMP Parameter**

Input offset voltage – Input off-set current–Input bias current–Differential input resistance–Common mode rejection ratio–Slew ratio–PSRR–Large signal voltage gain–Output voltage swing transients response–definitions and explanations. Measurement of bias current–Measurement of offset currents–Measurement of offset voltage –Measurement of slew rate – Output offset voltage balancing circuits–Bias current compensations circuit–Dual power suppliers with shunt capacitance filter–Fix voltages Regulators 78XX–79XX series and as current sources– Dual power supply using 78XX and 79XX series.

UNIT-III**Ideal Operational Amplifier Theory and Basic Circuits**

Ideal operational amplifier properties–Ideal assumptions–Basic circuits such as non inverting type comparator–Inverting type comparator–Voltage follower– Inverting amplifier–Non–inverting amplifier–Summing amplifier–Non–inverting summing amplifier–sub-tractor– Differentiator–Integrator–Scale changer–Instrumentation amplifier– V to I and I to V converters–Log and Anti–log amplifiers–Zero crossing detector–Schmitt-trigger peak detector– Half-wave and full-wave rectifiers– Precision diode– Non-ideal operational amplifier non–inverting amplifier– inverting amplifier– closed-loop gain–Input and output resistance equivalent circuits.

UNIT-IV:

Wave form generator in angular waveform generator using op-amps and PLL Design of Astable multivibrator –Monostable multivibrator using signal op-amp–Trigging waveform generator 555 timer:Introduction–Pindigram–Functional diagram for 8pin DIP–Design of Astable and monostable multi– Astable applicatio–Monostable applications– PLL: Introduction,basic blockdiagram– Functions of each block–566 VCO– 565 PLL block diagram –Function of each block–Applications of PLL–Frequency

multiplier role of each pin frequency translation– AM–FM and FSK demodulators.

UNIT–V:

Active filters

Introduction– Merits and demerits of active filters–Over passive filters– First order low pass Butter–Worth filter –Design and frequency response–Second order LPF design and frequency response – First order HPF design and frequency response– Second order HPF design and frequency response– Higher-order filters– BPF wide band–pass and narrow band–pass filter–Wide band reject filter–Notch filter–All-pass filter.

UNIT–VI:

D to A and A to D Convertors

Digital to Analog Convertors(D to A) – Introduction–Specifications–Basic DAC techniques– Weighted resistor DAC– R–2R ladder DAC–Inverted R–2R –Output expression for each type.

Analog to Digital Convertors

Introduction–Specifications–Parallel comparator type–Counter type–Dual slope–Successive approximation type ADCs– Merits and demerits of each type, Comparison of different types.

Learning Outcomes:

- After completion of this course student can able to differentiate “Analog Circuits & Digital Circuits”.
- The course content gives an insight in to the fundamentals so that one can design the “Linear Circuits” with their own innovative skills.
- Those who are taken this course can specialize in this subject in their Post Graduation. It is a challenging task for the individual to exhibit his logical skills & Analytical ability.
- They can design their own circuits which may be useful for current industry needs.

Text Books:

1. OP–AMPS and liner integrator circuits by Ramakanth A Gayakwad (PHI).
2. Linear Integrated Circuits by D.Roy chowdary, New age international.

3. Op-amp and linear integrated circuits by sanjay sharma, S.K.Kataria & son's New Delhi.

Reference Books:

1. Micro Electronics– Mclliman Mc Graw Hill.
2. Analog Electronics– L.K.Maheswari, PHI.
3. Linear Integrated circuits by S.Salivahan, TMH.

III Year – I SEMESTER

T	P	C
0	3	2

ELECTRICAL MACHINES – II LAB**Learning objectives:**

- To predetermine the efficiency and regulation of transformers and assess their performance.
- To predetermine the regulation of three-phase alternator by various methods, find X_d / X_q ratio of alternator and assess the performance of three-phase synchronous motor.
- To perform various tests on Induction motor for assessing its performance.

The following experiments are required to be conducted as compulsory experiments:

1. O.C. & S.C. Tests on Single phase Transformer
2. Sumpner's test on single phase transformers
3. Scott connection of transformers
4. No-load & Blocked rotor tests on three phase Induction motor
5. Regulation of a three –phase alternator by synchronous impedance & M.M.F. Methods.
6. V and Inverted V curves of a three—phase synchronous motor.
7. Equivalent Circuit of a single phase induction motor
8. Determination of X_d and X_q of a salient pole synchronous machine

In addition to the above eight experiments, at least any two of the following experiments are required to be conducted from the following list:

1. Parallel operation of Single phase Transformers
2. Separation of core losses of a single phase transformer
3. Brake test on three phase Induction Motor
4. Regulation of three-phase alternator by Potier triangle method.
5. Efficiency of a three–phase alternator

6. Heat run test on a bank of 3 Nos. of single phase Delta connected transformers.
7. Measurement of sequence impedance of a three-phase alternator.

Learning outcomes:

- Able to predetermine the efficiency and regulation of transformers and assess their performance.
- Able to predetermine the regulation of three-phase alternator by various methods, find X_d / X_q ratio of alternator and assess the performance of three-phase synchronous motor.
- Able to perform various tests on Induction motor for assessing its performance.

III Year – I SEMESTER

T	P	C
0	3	2

CONTROL SYSTEMS LAB**Learning Objectives:**

- To impart hands on experience to understand the performance of basic control system components such as magnetic amplifiers, D.C. servo motors, A.C. Servo motors, stepper motor and potentiometer.
- To understand time and frequency responses of control system with and without controllers and compensators.

Any 10 of the following experiments are to be conducted:

1. Time response of Second order system
2. Characteristics of Synchros
3. Programmable logic controller – characteristics of stepper motor
4. Effect of feedback on DC servo motor
5. Effect of P, PD, PI, PID Controller on a second order systems
6. Lag and lead compensation – Magnitude and phase plot
7. DC position control system
8. Transfer function of DC motor
9. Temperature controller using PID
10. Characteristics of magnetic amplifiers
11. Characteristics of AC servo motor
12. Characteristics of DC servo motor
13. Potentiometer as an error detector

Learning Outcomes

- Able to analyze the performance and working Magnetic amplifier, D.C. servo motors, A.C. Servo motors and synchronous motors.
- Able to design P,PI,PD and PID controllers
- Able to design lag, lead and lag-lead compensators
- Able to control the temperature using PID controller
- Able to determine the transfer function of D.C.motor
- Able to control the position of D.C servo motor performance

III Year – I SEMESTER

T	P	C
3+1	0	2

INTELLECTUAL PROPERTY RIGHTS AND PATENTS**UNIT I**

Introduction to Intellectual Property Law – Evolutionary past – Intellectual Property Law Basics - Types of Intellectual Property - Innovations and Inventions of Trade related Intellectual Property Rights – Agencies Responsible for Intellectual Property Registration – Infringement - Regulatory – Over use or Misuse of Intellectual Property Rights - Compliance and Liability Issues.

UNIT II

Introduction to Copyrights – Principles of Copyright – Subject Matters of Copyright – Rights Afforded by Copyright Law –Copyright Ownership – Transfer and Duration – Right to Prepare Derivative Works –Rights of Distribution – Rights of performers – Copyright Formalities and Registration – Limitations – Infringement of Copyright – International Copyright Law-Semiconductor Chip Protection Act.

UNIT III

Introduction to Patent Law – Rights and Limitations – Rights under Patent Law – Patent Requirements – Ownership and Transfer – Patent Application Process and Granting of Patent – Patent Infringement and Litigation – International Patent Law – Double Patenting – Patent Searching – Patent Cooperation Treaty – New developments in Patent Law- Invention Developers and Promoters.

UNIT IV

Introduction to Trade Mark – Trade Mark Registration Process – Post registration procedures – Trade Mark maintenance – Transfer of rights – Inter parties Proceedings – Infringement – Dilution of Ownership of Trade Mark – Likelihood of confusion – Trade Mark claims – Trade Marks Litigation – International Trade Mark Law.

UNIT V

Introduction to Trade Secrets – Maintaining Trade Secret – Physical Security – Employee Access Limitation – Employee Confidentiality Agreement –

Trade Secret Law – Unfair Competition – Trade Secret Litigation – Breach of Contract – Applying State Law.

UNIT VI

Introduction to Cyber Law – Information Technology Act - Cyber Crime and E-commerce – Data Security – Confidentiality – Privacy - International aspects of Computer and Online Crime.

REFERENCE BOOKS:

1. Deborah E.Bouchoux: “Intellectual Property”. Cengage learning , New Delhi
2. Kompal Bansal & Parishit Bansal "Fundamentals of IPR for Engineers", BS Publications (Press)
3. Cyber Law. Texts & Cases, South-Western’s Special Topics Collections
4. Prabhuddha Ganguli: ‘ Intellectual Property Rights’ Tata Mc-Graw – Hill, New Delhi
5. Richard Stim: "Intellectual Property", Cengage Learning, New Delhi.
6. R. Radha Krishnan, S. Balasubramanian: "Intellectual Property Rights", Excel Books. New Delhi.
7. M. Ashok Kumar and Mohd. Iqbal Ali: “Intellectual Property Right” Serials Pub.

III Year – II SEMESTER

T	P	C
3+1	0	3

SWITCHGEAR AND PROTECTION**Preamble:**

In order to supply power from generating end to receiving end several equipments are connected in to the system. In order to protect the equipments and components against various operating conditions and over voltages protective devices are required to be installed in the system. Topics specified in this subject deal with various types of protective equipments and their working principle including limitations etc.

Learning objectives:

- To provide the basic principles of arc interruption, circuit breaking principles, operation of various types of circuit breakers.
- To study the classification, operation, construction and application of different types of electromagnetic protective relays.
- To explain various types of faults in generators and transformers and different types of protective schemes.
- To impart knowledge of various protective schemes used for feeders and bus bars.
- To explain the principles and operations of different types of static relays.
- To study different types of over voltages in a power system and principles of different protective schemes for insulation co-ordination.

UNIT-I:**Circuit Breakers**

Miniature Circuit Breaker(MCB)– Elementary principles of arc interruption– Restrike Voltage and Recovery voltages– Restrike phenomenon– Average and Max. RRRV– Current chopping and Resistance switching– Introduction to oil circuit breakers– Description and operation of Air Blast– Vacuum and SF6 circuit breakers– CB ratings and specifications– Auto reclosing.

UNIT-II:**Electromagnetic Protection**

Principle of operation and construction of attracted armature– Balanced beam– induction disc and induction cup relays– Relays classification– Instantaneous– DMT and IDMT types– Applications of relays: Over current/under voltage relays– Directional relays– Differential relays and percentage differential relays– Universal torque equation– Distance relays: Impedance– Reactance– Mho and offset mho relays– Characteristics of distance relays and comparison.

UNIT-III:**Generator Protection**

Protection of generators against stator faults– Rotor faults and abnormal conditions– restricted earth fault and inter turn fault protection– Numerical examples.

Transformer Protection

Protection of transformers: Percentage differential protection– Design of CT's ratio– Buchholz relay protection–Numerical examples.

UNIT-IV:**Feeder and Bus bar Protection**

Protection of lines: Over current– Carrier current and three zone distance relay using impedance relays–Translay relay–Protection of bus bars– Differential protection.

UNIT-V:**Static and Digital Relays**

Static relays: Static relay components– Static over current relay– Static distance relay– Micro processor based digital relays.

UNIT-VI:**Protection against over voltage and grounding**

Generation of over voltages in power systems– Protection against lightning over voltages– Valve type and zinc–Oxide lightning arresters– Insulation coordination– BIL– impulse ratio– Standard impulse test wave– volt–time characteristics– Grounded and ungrounded neutral systems–Effects of ungrounded neutral on system performance– Methods of neutral grounding: Solid–resistance–Reactance–Arcing grounds and grounding Practices.

Learning Outcomes:

- To be able to understand the principles of arc interruption for application to high voltage circuit breakers of air, oil, vacuum, SF₆ gas type.
- Ability to understand the working principle and constructional features of different types of electromagnetic protective relays.
- Students acquire in depth knowledge of faults that is observed to occur in high power generator and transformers and protective schemes used for all protections.
- Improves the ability to understand various types of protective schemes used for feeders and bus bar protection.
- Generates understanding of different types of static relays with a view to application in the system.
- To be able to understand the different types of over voltages appearing in the system, including existing protective schemes required for insulation co-ordination.

Text Books:

1. Protection and SwitchGear by BhaveshBhalja, R.P. Maheshwari, NileshG. Chothani, Oxford University Press, 2013
2. Power system protection- Static Relays with microprocessor applications. by T.S. Madhava Rao, TMH
3. Electrical Power System Protection by C. CHRISTOPOULOS and A. Wright, Springer publications

Reference Books:

1. Power System Protection and Switchgear by Badari Ram, D.N Viswakarma, TMH Publications.
2. Fundamentals of Power System Protection by Paithankar and S.R. Bhide, PHI, 2003.
3. Art & Science of Protective Relaying – by C R Mason, Wiley Eastern Ltd.

III Year – II SEMESTER

T	P	C
3+1	0	3

MICROPROCESSORS AND MICROCONTROLLERS**Preamble:**

Microprocessor and microcontroller have become important building blocks in digital electronics design. It is important for student to understand the architecture of a microprocessor and its interfacing with various modules. 8086 microprocessor architecture, programming, and interfacing is dealt in detail in this course. Interfacing, assembly language programming and interfacing of 8051 microcontroller and its application in industry are also covered in this course.

Learning objectives:

- To understand the organization and architecture of Micro Processor
- To understand addressing modes to access memory
- To understand 8051 micro controller architecture
- To understand the programming principles for 8086 and 8051
- To understand the interfacing of MP with IO as well as other devices.
- To understand how to develop cyber physical systems

UNIT-I:**Introduction to Microprocessor Architecture**

Introduction and evolution of Microprocessors– Architecture of 8086– Register Organization of 8086–Memory organization of 8086– General bus operation of 8086–Introduction to 80286–80386 and 80486 and Pentium.

UNIT-II:**Minimum and Maximum Mode Operations**

Instruction set, Addressing modes– Minimum and Maximum mode operations of 8086–8086 Control signal interfacing–Read and write cycle timing diagrams.

UNIT-III:**Assembly Language Programming**

Assembly Directives–Macro’s– Algorithms for Implementation of FOR Loop–WHILE–REPEAT and IF-THEN-ELSE Features–Addressing modes and Instruction set of 8051–Assembly language programming of 8051–Development systems and tools.

UNIT-IV:**I/O Interface**

8255 PPI– Architecture of 8255–Modes of operation– Interfacing I/O devices to 8086 using 8255–Interfacing A to D converters– Interfacing D to A converters– Stepper motor interfacing– Static memory interfacing with 8086–DMA controller (8257)–Architecture–Interfacing 8257 DMA controller–Programmable Interrupt Controller (8259)–Command words and operating modes of 8259– Interfacing of 8259–Keyboard/display controller (8279)–Architecture–Modes of operation–Command words of 8279– Interfacing of 8279.

UNIT-V:**Introduction to 8051 Micro Controller**

Overview of 8051 Micro Controller– Architecture– Register set–I/O ports and Memory Organization– Interrupts–Timers and Counters–Serial Communication.

UNIT- VI:**Cyber physical systems and industrial applications of 8051**

Applications of Micro Controllers– Interfacing 8051 to LED’s–Push button–Relay’s and Latch Connections– Keyboard Interfacing– Interfacing Seven Segment Display–ADC and DAC Interfacing.

Learning Outcomes:

- To be able to understand the microprocessor capability in general and explore the evaluation of microprocessors.
- To be able to understand the addressing modes of microprocessors
- To be able to understand the micro controller capability

- To be able to program mp and mc
- To be able to interface mp and mc with other electronic devices
- To be able to develop cyber physical systems

Text Books:

1. Microprocessors and Interfacing, Douglas V Hall, Mc-Graw Hill, 2nd Edition.
2. Kenneth J Ayala, “The 8051 Micro Controller Architecture, Programming and Applications”, Thomson Publishers, 2nd Edition.
3. Ray and Burchandi, “Advanced Micro Processors and Interfacing”, Tata McGraw-Hill.

Reference Books:

1. R.S. Kaler, “ A Text book of Microprocessors and Micro Controllers”, I.K. International Publishing House Pvt. Ltd.
2. Ajay V. Deshmukh, “Microcontrollers – Theory and Applications”, Tata McGraw-Hill Companies –2005.
3. Ajit Pal, “Microcontrollers – Principles and Applications”, PHI Learning Pvt Ltd, 2011.

III Year – II SEMESTER

T	P	C
3+1	0	3

UTILIZATION OF ELECTRICAL ENERGY**Preamble:**

This course primarily deals with utilization of electrical energy generated from various sources. It is important to understand the technical reasons behind selection of motors for electric drives based on the characteristics of loads. Electric heating, welding and illumination are some important loads in the industry in addition to motor/drives. Another major share of loads is taken by Electric Traction. Utilization of electrical energy in all the above loads is discussed in detail in this course. Demand side management concepts are also introduced as a part of this course.

Learning objectives:

- To understand the operating principles and characteristics of traction motors with respect to speed, temperature ,loading conditions.
- To acquaint with the different types of heating and welding techniques.
- To study the basic principles of illumination and its measurement.
- To understand different types of lightning system including design.
- To understand the basic principle of electric traction including speed–time curves of different traction services.
- To understand the method of calculation of various traction system for braking, acceleration and other related parameters, including demand side management of energy.

UNIT – I:**Selection of Motors**

Choice of motor, type of electric drives, starting and running characteristics–Speed control–Temperature rise–Applications of electric drives–Types of industrial loads–continuous–Intermittent and variable loads–Load equalization.

UNIT – II:**Electric Heating**

Advantages and methods of electric heating–Resistance heating induction heating and dielectric heating.

Electric Welding

Electric welding–Resistance and arc welding–Electric welding equipment–Comparison between AC and DC Welding

UNIT – III:**Illumination fundamentals**

Introduction, terms used in illumination–Laws of illumination–Polar curves–Integrating sphere–Lux meter–Sources of light

UNIT – IV:**Various Illumination Methods**

Discharge lamps, MV and SV lamps – Comparison between tungsten filament lamps and fluorescent tubes–Basic principles of light control– Types and design of lighting and flood lighting–LED lighting.

UNIT – V:**Electric Traction – I**

System of electric traction and track electrification– Review of existing electric traction systems in India– Special features of traction motor–Mechanics of train movement–Speed–time curves for different services – Trapezoidal and quadrilateral speed time curves.

UNIT – VI:**Electric Traction – II**

Calculations of tractive effort– power –Specific energy consumption for given run–Effect of varying acceleration and braking retardation–Adhesive weight and braking retardation adhesive weight and coefficient of adhesion–Principles of energy efficient motors.

Learning Outcomes:

- Able to identify a suitable motor for electric drives and industrial applications
- Able to identify most appropriate heating or welding techniques for suitable applications.
- Able to understand various level of illuminosity produced by different illuminating sources.
- Able to estimate the illumination levels produced by various sources and recommend the most efficient illuminating sources and should be able to design different lighting systems by taking inputs and constraints in view.

- Able to determine the speed/time characteristics of different types of traction motors.
- Able to estimate energy consumption levels at various modes of operation.

Text Books:

1. Utilization of Electric Energy – by E. Openshaw Taylor, Orient Longman.
2. Art & Science of Utilization of electrical Energy – by Partab, DhanpatRai & Sons.

Reference Books:

1. Utilization of Electrical Power including Electric drives and Electric traction – by N.V.Suryanarayana, New Age International (P) Limited, Publishers, 1996.
2. Generation, Distribution and Utilization of electrical Energy – by C.L. Wadhwa, New Age International (P) Limited, Publishers, 1997.

III Year – II SEMESTER

T	P	C
3+1	0	3

POWER SYSTEM ANALYSIS**Preamble:**

The course is designed to give students the required knowledge for the design and analysis of electrical power grids. Calculation of power flow in a power system network using various techniques, formation of Z_{bus} and its importance are covered in this course. It also deals with short circuit analysis and analysis of power system for steady state and transient stability.

Learning Objectives:

- To study the development of impedance diagram (p.u) and formation of Y_{bus}
- To study the Gauss Seidel, Newton raphson, decoupled and fast decoupled load flow methods.
- To study the concept of the Z_{bus} building algorithm.
- To study short circuit calculation for symmetrical faults,
- To study the effect of unsymmetrical faults.
- To study the rotor angle stability analysis of power systems.

UNIT –I:**Per Unit Representation & Topology**

Per Unit Quantities–Single line diagram– Impedance diagram of a power system – Graph theory definition – Formation of element node incidence and bus incidence matrices – Primitive network representation – Formation of Y –bus matrix by singular transformation and direct inspection methods.

UNIT –II:**Power Flow Studies**

Necessity of power flow studies – Derivation of static power flow equations – Power flow solution using Gauss-Seidel Method – Newton Raphson Method (Rectangular and polar coordinates form) –Decoupled and Fast Decoupled methods (Algorithmic approach) – Problems on 3–bus system only.

UNIT –III:**Z–Bus formulation**

Formation of Z–Bus: Partial network– Algorithm for the Modification of Z_{bus} Matrix for addition element for the following cases: Addition of element from a new bus to reference– Addition of element from a new bus to an old bus– Addition of element between an old bus to reference and Addition of element between two old busses (Derivations and Numerical Problems).– Modification of Z–Bus for the changes in network (Problems).

UNIT – IV:**Symmetrical Fault Analysis**

3–Phase short circuit currents and reactances of synchronous machine–Short circuit MVA calculations.

UNIT –V:**Symmetrical Components & Fault analysis**

Synthesis of unsymmetrical phasor from their symmetrical components– Symmetrical components of unsymmetrical phasor–Phase - shift of symmetrical components in Y– Δ –Power in terms of symmetrical components – Sequence networks – Positive, negative and zero sequence networks– Various types of faults LG– LL– LLG and LLL on unloaded alternator– unsymmetrical faults on power system.

UNIT – VI:**Power System Stability Analysis**

Elementary concepts of Steady state– Dynamic and Transient Stabilities– Description of Steady State Stability Power Limit–Transfer Reactance– Synchronizing Power Coefficient –Power Angle Curve and Determination of Steady State Stability –Derivation of Swing Equation–Determination of Transient Stability by Equal Area Criterion–Application of Equal Area Criterion–Methods to improve steady state and transient stability.

- Able to draw an impedance diagram for a power system network.
- Able to form a Y_{bus} matrix for a power system network with or without mutual couplings.
- Able to find out the load flow solution of a power system network using different types of load flow methods.
- Able to formulate the Z_{bus} for a power system network.
- Able to find out the fault currents for all types faults with a view to provide data for the design of protective devices.

- Able to find out the sequence components of currents for any unbalanced power system network.
- Able to analyze the steady state, transient and dynamic stability concepts of a power system.

Text Books:

1. Power System Analysis by Grainger and Stevenson, Tata McGraw Hill.
2. Electrical Power Systems by P.S.R.Murthy, B.S.Publications
3. Modern Power system Analysis – by I.J.Nagrath&D.P.Kothari: Tata Mc Graw–Hill Publishing Company, 2nd edition.
4. Power System Analysis and Design by J.Duncan Glover, M.S.Sarma, T.J. Overbye – CengageLearning publications.

Reference Books:

1. Power System Analysis – by A.R.Bergen, Prentice Hall, Inc.
2. Power System Analysis by HadiSaadat – TMH Edition.
3. Power System Analysis by B.R.Gupta, Wheeler Publications.

III Year – II SEMESTER

T	P	C
3+1	0	3

POWER SEMICONDUCTOR DRIVES**Preamble:**

This course is an extension of power electronics applications to electric drives. This course covers in detail the basic and advanced speed control techniques using power electronic converters that are used in industry. It is equally important to understand the four quadrant operation of electric drives and slip power recovery schemes in induction motors.

Learning Objectives:

- To learn the fundamentals of electric drive and different electric braking methods.
- To analyze the operation of three phase converter controlled dc motors and four quadrant operation of dc motors using dual converters.
- To discuss the converter control of dc motors in various quadrants.
- To understand the concept of speed control of induction motor by using AC voltage controllers and voltage source inverters.
- To learn the principles of static rotor resistance control and various slip power recovery schemes.
- To understand the speed control mechanism of synchronous motors

UNIT-I:**Fundamentals of Electric Drives**

Electric drive – Fundamental torque equation – Load torque components – Nature and classification of load torques – Steady state stability – Load equalization– Four quadrant operation of drive (hoist control) – Braking methods: Dynamic – Plugging – Regenerative methods.

UNIT-II:**Three phase converter controlled DC motors**

Revision of speed control techniques – Separately excited and series motors controlled by full converters – Output voltage and current waveforms – Speed-torque expressions – Speed-torque characteristics – Numerical problems – Four quadrant operation using dual converters.

UNIT-III:**Control of DC motors by DC-DC converters (Type C & Type D)**

Single quadrant – Two quadrant and four quadrant chopper fed separately excited and series excited motors – Continuous current operation– Output voltage and current waveforms – Speed–torque expressions – Speed–torque characteristics –Four quadrant operations – Closed loop operation (Block diagrams only).

UNIT-IV:**Induction motor control – Stator side**

Variable voltage characteristics–Control of Induction Motor by AC Voltage Controllers – Waveforms –Speed torque characteristics– Variable Voltage Variable Frequency control of induction motor by voltage source inverter – PWM control – Closed loop operation of induction motor drives (Block Diagram Only).

UNIT-V:**Control of Induction motor – Rotor side**

Static rotor resistance control – Slip power recovery schemes – Static Scherbius drive – Static Kramer drive – Performance and speed torque characteristics – Advantages –Applications.

UNIT-VI:**Control of Synchronous Motors**

Separate control &self control of synchronous motors – Operation of self controlled synchronous motors by VSI– Closed Loop control operation of synchronous motor drives (Block Diagram Only) –Variable frequency control–Pulse width modulation.

Learning Outcomes:

Student should be able to

- Explain the fundamentals of electric drive and different electric braking methods.
- Analyze the operation of three phase converter controlled dc motors and four quadrant operation of dc motors using dual converters.
- Explain the converter control of dc motors in various quadrants.
- Explain the concept of speed control of induction motor by using AC voltage controllers and voltage source inverters.
- Explain the principles of static rotor resistance control and various slip power recovery schemes.

- Explain the speed control mechanism of synchronous motors

Text Books:

1. Fundamentals of Electric Drives – by G K Dubey Narosa Publications
2. Power Semiconductor Drives, by S.B. Dewan, G.R.Slemon, A.Straughen, Wiley-India Edition.

Reference Books:

1. Electric Motors and Drives Fundamentals, Types and Applications, by Austin Hughes and Bill Drury, Newnes.
2. Thyristor Control of Electric drives – Vedam Subramanyam Tata McGraw Hill Publications.
3. Power Electronic Circuits, Devices and applications by M.H. Rashid, PHI.
4. Power Electronics handbook by Muhammad H.Rashid, Elsevier.

III Year – II SEMESTER

T	P	C
3+1	0	3

MANAGEMENT SCIENCE**UNIT I**

Introduction to Management: Concept –nature and importance of Management – Functions of Management – Evaluation of Management thought- Theories of Motivation – Decision making process-Designing organization structure- Principles of organization - Types of organization structure.

UNIT II

Operations Management: Principles and Types of Management – Work study- Statistical Quality Control- Control charts (P-chart, R-chart, and Cchart).

Simple problems- Material Management: Need for Inventory control- EOQ, ABC analysis (simple problems) and Types of ABC analysis (HML, SDE, VED, and FSN analysis).

UNIT III

Functional Management: Concept of HRM, HRD and PMIR- Functions of HR Manager- Wage payment plans(Simple Problems) – Job Evaluation and Merit Rating - Marketing Management- Functions of Marketing – Marketing strategies based on product Life Cycle, Channels of distributions.

UNIT IV

Project Management: (PERT/CPM): Development of Network – Difference between PERT and CPM Identifying Critical Path- Probability- Project Crashing (Simple Problems).

UNIT V

Strategic Management: Vision, Mission, Goals, Strategy – Elements of Corporate Planning Process – Environmental Scanning – SWOT analysis-Steps in Strategy Formulation and Implementation, Generic Strategy alternatives.

UNIT VI

Contemporary Management Practice: Basic concepts of MIS, MRP, Justin- Time (JIT) system, Total Quality Management (TQM), Six sigma and Capability Maturity Model (CMM) Levies, Supply Chain Management,

Enterprise Resource Planning (ERP), Business Process outsourcing (BPO), Business process Re-engineering and Bench Marking, Balanced Score Card.

Text Books

1. Dr. P. Vijaya Kumar & Dr. N. Appa Rao, '*Management Science*' Cengage, Delhi, 2012.
2. Dr. A. R. Aryasri, '*Management Science*' TMH 2011.

References

1. Koontz & Wehrich: '*Essentials of management*' TMH 2011.
2. Seth & Rastogi: *Global Management Systems*, Cengage learning, Delhi, 2011.
3. Robbins: *Organizational Behaviour*, Pearson publications, 2011.
4. Kanishka Bedi: *Production & Operations Management*, Oxford Publications, 2011.
5. Philip Kotler & Armstrong: *Principles of Marketing*, Pearson publications.
6. Biswajit Patnaik: *Human Resource Management*, PHI, 2011.
7. Hitt and Vijaya Kumar: *Starategic Management*, Cengage learning.

Objective:

To familiarize with the process of management and to provide basic insights into select contemporary management practices.

Codes/ Tables:

Normal Distribution Function Tables need to be permitted into the examination Halls.

III Year – II SEMESTER

T	P	C
0	3	2

POWER ELECTRONICS LAB**Learning objectives:**

- To study the characteristics of various power electronic devices and analyze firing circuits and commutation circuits of SCR.
- To analyze the performance of single-phase and three-phase full-wave bridge converters, single-phase dual converter with both resistive and inductive loads.
- To understand the operation of AC voltage controller and cyclo converter with resistive and inductive loads.
- To understand the working of Buck converter, Boost converter, single-phase bridge inverter and PWM inverter.

Any 10 of the Following Experiments are to be conducted

1. Study of Characteristics of SCR, MOSFET & IGBT
2. Gate firing circuits for SCR's
3. Single -Phase Half controlled converter with R and RL load
4. Single -Phase fully controlled bridge converter with R and RL loads
5. Single -Phase AC Voltage Controller with R and RL Loads
6. Single -Phase Cyclo-converter with R and RL loads
7. Single -Phase Bridge Inverter with R and RL Loads
8. Single -Phase dual converter with RL loads
9. Three -Phase half controlled bridge converter with RL load.
10. Three- Phase full converter with RL-load.
11. DC-DC buck converter.
12. DC-DC boost converter.
13. Single -phase PWM inverter.
14. Single -phase diode bridge rectifier with R load and capacitance filter.
15. Forced commutation circuits(Class A, Class B, Class C, Class D and Class E)

Learning outcomes:

- Able to study the characteristics of various power electronic devices and analyze firing circuits and commutation circuits of SCR.
- Able to analyze the performance of single-phase and three-phase full-wave bridge converters, single-phase dual converter with both resistive and inductive loads.
- Able to understand the operation of AC voltage controller and cyclo converter with resistive and inductive loads.
- Able to understand the working of Buck converter, Boost converter, single-phase bridge inverter and PWM inverter.

III Year – II SEMESTER

T	P	C
0	3	2

ELECTRICAL MEASUREMENTS LAB**Learning Objectives:**

- To understand the correct function of electrical parameters and calibration of voltage, current, single phase and three phase power and energy, and measurement of electrical characteristics of resistance, inductance and capacitance of a circuits through appropriate methods.
- To understand measurement of illumination of electrical lamps.
- To understand testing of transformer oil.
- To measure the parameters of choke coil.

Any 10 of the following experiments are to be conducted

1. Calibration and Testing of single phase energy Meter.
2. Calibration of dynamometer wattmeter using phantom loading UPF
3. Crompton D.C. Potentiometer – Calibration of PMMC ammeter and PMMC voltmeter.
4. Kelvin's double Bridge – Measurement of resistance – Determination of Tolerance.
5. Capacitance Measurement using Schering bridge.
6. Inductance Measurement using Anderson bridge.
7. Measurement of 3 phase reactive power with single-phase wattmeter for balanced loading.
8. Measurement of complex power with Trivector meter and verification.
9. Optical bench – Determination of polar curve measurement of MHCP of electrical lamp.
10. Calibration of LPF wattmeter – by direct loading.
11. Measurement of 3 phase power with single watt meter and 2 No's of C.T.
12. C.T. testing using mutual Inductor – Measurement of % ratio error and phase angle of given C.T. by Null method.
13. P.T. testing by comparison – V.G. as Null detector – Measurement of % ratio error and phase angle of the given P.T.
14. Dielectric oil testing using H.T. testing Kit

15. LVDT and capacitance pickup – characteristics and Calibration
16. Resistance strain gauge – strain measurements and Calibration
17. Polar curve using Lux meter, Measurement of intensity of illumination of fluorescent lamp.
18. Transformer turns ratio measurement using AC. bridge.
19. A.C. Potentiometer – Polar form/Cartesian form – Calibration of AC Voltmeter, Parameters of Choke.
20. Measurement of Power by 3 Voltmeter and 3 Ammeter methods.
21. Parameters of choke coil.

Learning Outcomes:

- To be able to measure accurately the electrical parameters voltage, current, power, energy and electrical characteristics of resistance, inductance and capacitance.
- To be able to measure illumination of electrical lamps.
- To be able to test transformer oil for its effectiveness.
- To be able to measure the parameters of inductive coil.

IV Year – I SEMESTER

T	P	C
3+1	0	3

RENEWABLE ENERGY SOURCES AND SYSTEMS**Preamble:**

This course gives a flavor of renewable sources and systems to the students. It introduces solar energy its radiation, collection, storage and its applications. This covers generation, design, efficiency and characteristics of various renewable energy sources including solar, wind, hydro, biomass, fuel cells and geothermal systems.

Learning Objectives:

- To study the solar radiation data, extra terrestrial radiation, radiation on earth's surface.
- To study solar thermal collections.
- To study solar photo voltaic systems.
- To study maximum power point techniques in solar pv and wind.
- To study wind energy conversion systems, Betz coefficient, tip speed ratio.
- To study basic principle and working of hydro, tidal, biomass, fuel cell and geothermal systems.

UNIT-I:**Fundamentals of Energy Systems**

Energy conservation principle – Energy scenario (world and India) – Solar radiation: Outside earth's atmosphere – Earth surface – Analysis of solar radiation data – Geometry – Radiation on tilted surfaces – Numerical problems.

UNIT-II:**Solar Thermal Systems**

Liquid flat plate collections: Performance analysis – Transmissivity – Absorptivity product collector efficiency factor – Collector heat removal factor – Numerical problems. Introduction to solar air heaters – Concentrating collectors and solar pond.

UNIT-III:**Solar Photovoltaic Systems**

Balance of systems – IV characteristics – System design: storage sizing – PV system sizing – Maximum power point techniques: Perturb and observe (P&O) technique – Hill climbing technique.

UNIT-IV:**Wind Energy**

Wind patterns – Types of turbines – Kinetic energy of wind – Betz coefficient – Tip-speed ratio – Efficiency – Power output of wind turbine – Selection of generator(synchronous, induction) – Maximum power point tracking.

UNIT-V:**Hydro and Tidal power systems**

Basic working principle – Classification of hydro systems: Large, small, micro – measurement of head and flow – Energy equation – Types of turbines – Numerical problems.

Tidal power – Basics – Kinetic energy equation – Numerical problems – Wave power – Basics – Kinetic energy equation.

UNIT-VI:**Biomass, fuel cells and geothermal systems**

Biomass Energy: Fuel classification – Pyrolysis – Direct combustion of heat – Different digesters and sizing.

Fuel cell: Classification – Efficiency – VI characteristics.

Geothermal: Classification – Dry rock and aquifer – Energy analysis.

Learning Outcomes:

Student should be able to

- Analyze solar radiation data, extraterrestrial radiation, radiation on earth's surface.
- Design solar thermal collections.
- Design solar photo voltaic systems.
- Develop maximum power point techniques in solar PV and wind.
- Explain wind energy conversion systems, Betz coefficient, tip speed ratio.
- Explain basic principle and working of hydro, tidal, biomass, fuel cell and geothermal systems.

Text Books:

1. Solar Energy: Principles of Thermal Collection and Storage, S. P. Sukhatme and J. K. Nayak, TMH, New Delhi, 3rd Edition.
2. Renewable Energy Resources, John Twidell and Tony Weir, Taylor and Francis -second edition, 2013.
3. Energy Science: Principles, Technologies and Impacts, John Andrews and Nick Jelly, Oxford.

Reference Books:

1. Renewable Energy- Edited by Godfrey Boyle-oxford university, press, 3rd edition, 2013.
2. Handbook of renewable technology Ahmed and Zobaa, Ramesh C Bansal, World scientific, Singapore.
3. Renewable Energy Technologies /Ramesh & Kumar /Narosa.
4. Renewable energy technologies – A practical guide for beginners – Chetong Singh Solanki, PHI.
5. Non conventional energy source –B.H. Khan- TMH-2nd edition.

IV Year – I SEMESTER**T P C**
3+1 0 3**HVAC & DC TRANSMISSION****Preamble:**

With the increasing power generation in the country and long distance power transmission, it is necessary that power should be transmitted at extra and ultra high voltage. The topics dealt in this subject relate to phenomena associated with transmission line at higher voltages, equipments generating high voltage and power control strategy.

Learning Objectives:

- To understand the phenomena associated with transmission line, operating at extra high voltages. The unit gives detail analysis of several phenomena viz. electrostatic field, charges, voltage gradient and conductor configuration.
- The objective is to discuss phenomena of corona, losses, audible noise, radio interference and measurement of these quantities.
- To understand the phenomena of HVDC, HVDC equipment comparison with AC and the latest state of art in HVDC transmission.
- To understand method of conversion of AC to DC, performance of various level of pulse conversion and control characteristics of conversion. It also provides knowledge of effect of source inductance as well as method of power control.
- To understand the requirements of reactive power control and filtering technique in HVDC system.
- To understand the harmonics in AC side of power line in a HVDC system and design of filters for various levels of pulse conversion.

UNIT – I:**Introduction of EHV AC transmission**

Necessity of EHV AC transmission – Advantages and problems – Power handling capacity and line losses – Mechanical considerations – Resistance of conductors – Electrostatics – Field of sphere gap – Field of line charges and properties – Charge ~ potential relations for multi-conductors – Surface voltage gradient on conductors – Bundle spacing and bundle radius –

Examples – Distribution of voltage gradient on sub conductors of bundle – Examples.

UNIT – II:

Corona effects

Power loss and audible noise (AN) – Corona loss formulae – Charge voltage diagram – Generation – Characteristics – Limits and measurements of AN – Relation between 1–phase and 3–phase AN levels – Examples – Radio interference (RI) – Corona pulses generation – Properties and limits – Frequency spectrum – Modes of propagation – Excitation function – Measurement of RI, RIV and excitation functions – Examples.

UNIT – III:

Basic Concepts of DC Transmission

Economics & Terminal equipment of HVDC transmission systems: Types of HVDC Links – Apparatus required for HVDC Systems – Comparison of AC & DC transmission – Application of DC Transmission System – Planning & Modern trends in DC transmission.

UNIT – IV:

Analysis of HVDC Converters and System Control

Choice of Converter configuration – Analysis of Graetz – Characteristics of 6 Pulse & 12 Pulse converters – Cases of two 3 phase converters in star – Star mode and their performance – Principal of DC Link Control – Converters Control Characteristics – Firing angle control – Current and extinction angle control – Effect of source inductance on the system – Starting and stopping of DC link – Power Control.

UNIT–V:

Reactive Power Control in HVDC

Reactive Power Requirements in steady state – Conventional control strategies – Alternate control strategies sources of reactive power – AC Filters – Shunt capacitors – Synchronous condensers.

UNIT – VI:

Harmonics and Filters

Generation of Harmonics – Characteristics harmonics – Calculation of AC Harmonics – Non–Characteristics harmonics – Adverse effects of harmonics – Calculation of voltage & current harmonics – Effect of Pulse number on harmonics. Types of AC filters, Design of Single tuned filters – Design of High pass filters.

Learning Outcomes:

- To be able to acquaint with HV transmission system with regard to power handling capacity, losses, conductor resistance and electrostatic field associate with HV. Further knowledge is gained in area of bundle conductor system to improve electrical and mechanical performance.
- To develop ability for determining corona, radio interference, audible noise generation and frequency spectrum for single and three phase transmission lines.
- To be able to acquire knowledge in transmission of HVDC power with regard to terminal equipments, type of HVDC connectivity and planning of HVDC system.
- To be able to develop knowledge with regard to choice of pulse conversion, control characteristic, firing angle control and effect of source impedance.
- To develop knowledge of reactive power requirements of conventional control, filters and reactive power compensation in AC. side of HVDC system.
- Able to calculate voltage and current harmonics, and design of filters for six and twelve pulse conversion.

Text Books:

1. HVDC Power Transmission Systems: Technology and system Interactions – by K.R.Padiyar, New Age International (P) Limited, and Publishers.
2. Direct Current Transmission – by E.W.Kimbark, John Wiley & Sons.
3. EHVAC Transmission Engineering by R. D. Begamudre, New Age International (P) Ltd.

Reference Books:

1. EHVAC and HVDC Transmission Engineering and Practice – S.Rao.
2. Power Transmission by Direct Current – by E.Uhlmann, B.S.Publications
3. HVDC Transmission – J. Arrillaga.

IV Year – I SEMESTER

T	P	C
3+1	0	3

POWER SYSTEM OPERATION AND CONTROL**Preamble:**

This subject deals with Economic operation of Power Systems, Hydrothermal scheduling and modeling of turbines, generators and automatic controllers. It emphasizes on single area and two area load frequency control and reactive power control.

Learning Objectives:

- To understand optimal dispatch of generation with and without losses.
- To study the optimal scheduling of hydro thermal systems.
- To study the optimal unit commitment problem.
- To study the load frequency control for single area system
- To study the PID controllers for single area system and two area system.
- To understand the reactive power control and compensation of transmission lines.

UNIT-I:**Economic Operation of Power Systems**

Optimal operation of Generators in Thermal power stations, – Heat rate curve – Cost Curve – Incremental fuel and Production costs – Input–output characteristics – Optimum generation allocation with line losses neglected – Optimum generation allocation including the effect of transmission line losses – Loss Coefficients – General transmission line loss formula.

UNIT-II:**Hydrothermal Scheduling**

Optimal scheduling of Hydrothermal System: Hydroelectric power plant models – Scheduling problems – Short term Hydrothermal scheduling problem.

UNIT-III:**Unit Commitment**

Optimal unit commitment problem – Need for unit commitment – Constraints in unit commitment – Cost function formulation – Solution methods – Priority ordering – Dynamic programming.

UNIT-IV:**Load Frequency Control**

Modeling of steam turbine – Generator – Mathematical modeling of speed governing system – Transfer function – Modeling of Hydro turbine – Necessity of keeping frequency constant – Definitions of Control area – Single area control – Block diagram representation of an isolated power system – Steady state analysis – Dynamic response – Uncontrolled case – Load frequency control of two area system – Uncontrolled case and controlled case – Tie-line bias control.

UNIT-V:**Load Frequency Controllers**

Proportional plus Integral control of single area and its block diagram representation – Steady state response – Load Frequency Control and Economic dispatch control.

UNIT-VI:**Reactive Power Control**

Overview of Reactive Power control – Reactive Power compensation in transmission systems – Advantages and disadvantages of different types of compensating equipment for transmission systems – Load compensation – Specifications of load compensator – Uncompensated and compensated transmission lines: Shunt and series compensation – Need for FACTS controllers.

Learning Outcomes:

- Able to compute optimal scheduling of Generators.
- Able to understand hydrothermal scheduling.
- Understand the unit commitment problem.
- Able to understand importance of the frequency.
- Understand importance of PID controllers in single area and two area systems.
- Will understand reactive power control and line power compensation.

Text Books:

1. Electric Energy systems Theory – by O.I.Elgerd, Tata McGraw–hill Publishing Company Ltd., Second edition.
2. Power System stability & control, Prabha Kundur, TMH
3. Modern Power System Analysis – by I.J.Nagrath & D.P.Kothari
Tata Mc Graw – Hill Publishing Company Ltd, 2nd edition.

Reference Books:

1. Power System Analysis and Design by J.Duncan Glover and M.S.Sarma, THOMPSON, 3rd Edition.
2. Power System Analysis by Grainger and Stevenson, Tata McGraw Hill.
3. Power System Analysis by Hadi Saadat – TMH Edition.

IV Year – I SEMESTER

T	P	C
3+1	0	3

Open Elective**ENERGY AUDIT, CONSERVATION & MANAGEMENT****Preamble:**

This is an open elective course developed to cater current needs of the industry. This course covers topics such as energy conservation act and energy conservation. It also covers energy efficient lighting design, student will learn power factor improvement techniques, energy efficiency in HVAC systems. In addition, economic aspects such as payback period calculations, life cycle costing analysis is covered in this course.

Learning Objectives:

- To understand energy efficiency, scope, conservation and technologies.
- To design energy efficient lighting systems.
- To estimate/calculate power factor of systems and propose suitable compensation techniques.
- To understand energy conservation in HVAC systems.
- To calculate life cycle costing analysis and return on investment on energy efficient technologies.

Unit-I:**Basic Principles of Energy Audit and management**

Energy audit – Definitions – Concept – Types of audit – Energy index – Cost index – Pie charts – Sankey diagrams – Load profiles – Energy conservation schemes and energy saving potential – Numerical problems – Principles of energy management – Initiating, planning, controlling, promoting, monitoring, reporting – Energy manager – Qualities and functions – Language – Questionnaire – Check list for top management.

Unit-II:**Lighting**

Modification of existing systems – Replacement of existing systems – Priorities: Definition of terms and units – Luminous efficiency – Polar curve – Calculation of illumination level – Illumination of inclined surface to beam

– Luminance or brightness – Types of lamps – Types of lighting – Electric lighting fittings (luminaries) – Flood lighting – White light LED and conducting Polymers – Energy conservation measures.

Unit–III:

Power Factor and energy instruments

Power factor – Methods of improvement – Location of capacitors – Power factor with non linear loads – Effect of harmonics on Power factor – Numerical problems. Energy Instruments – Watt-hour meter – Data loggers – Thermocouples – Pyrometers – Lux meters – Tong testers – Power analyzer.

Unit–IV:

Space Heating and Ventilation

Ventilation – Air–Conditioning (HVAC) and Water Heating: Introduction – Heating of buildings – Transfer of Heat–Space heating methods – Ventilation and air–conditioning – Insulation–Cooling load – Electric water heating systems – Energy conservation methods.

Unit–V

Economic Aspects and Analysis

Economics Analysis – Depreciation Methods – Time value of money – Rate of return – Present worth method – Replacement analysis – Life cycle costing analysis – Energy efficient motors (basic concepts).

Unit–VI:

Computation of Economic Aspects

Calculation of simple payback method – Net present worth method – Power factor correction – Lighting – Applications of life cycle costing analysis – Return on investment.

Learning Outcomes:

Student will be able to

- Explain energy efficiency, conservation and various technologies.
- Design energy efficient lighting systems.
- Calculate power factor of systems and propose suitable compensation techniques.
- Explain energy conservation in HVAC systems.
- Calculate life cycle costing analysis and return on investment on energy efficient technologies.

Text Books:

1. Energy management by W.R. Murphy & G. Mckay Butter worth, Elsevier publications. 2012
2. Energy efficient electric motors by John .C. Andreas, Marcel Dekker Inc Ltd–2nd edition, 1995

Reference Books:

1. Electric Energy Utilization and Conservation by S C Tripathy, Tata McGraw hill publishing company Ltd. New Delhi.
2. Energy management by Paul o' Callaghan, Mc–Graw Hill Book company–1st edition, 1998.
3. Energy management hand book by W.C.Turner, John wiley and sons.
4. Energy management and conservation –k v Sharma and pvenkata seshaiiah-I K International Publishing House pvt.ltd,2011.
5. http://www.energymanagertraining.com/download/Gazette_of_IndiaPartIIISecI-37_25-08-2010.pdf

Note : This Elective can be offered to Students of All Branches including EEE.

INSTRUMENTATION

(Open Elective)

Preamble:

Electrical and Electronic Instrumentation plays a key role in the industry. With the advancement of technology day to day manual maintenance is replaced by simply monitoring using various instruments. Thus this course plays very important role in overall maintenance of the industry.

Learning Objectives:

- To study various types of signals and their representation.
- To study various types of transducers: Electrical, Mechanical, Electromechanical, Optical etc.
- To study and measure the various types of Non-electrical quantities.
- To study various types of digital voltmeters
- To study the working principles of various types of oscilloscopes and their applications.
- To study various types of signal analyzers.

UNIT-I:

Signals and their representation

Measuring Systems, Performance Characteristics, – Static characteristics – Dynamic Characteristics – Errors in Measurement – Gross Errors – Systematic Errors – Statistical analysis of random errors – Signal and their representation – Standard test, periodic, aperiodic, modulated signal – Sampled data pulse modulation and pulse code modulation.

UNIT-II:

Transducers

Definition of transducers – Classification of transducers – Advantages of Electrical transducers – Characteristics and choice of transducers – Principle operation of resistor, inductor, LVDT and capacitor transducers – LVDT Applications – Strain gauge and its principle of operation – Gauge factor – Thermistors – Thermocouples – Synchros – Piezo electric transducers – Photo diodes.

UNIT-III:**Measurement of Non-Electrical Quantities**

Measurement of strain – Gauge Sensitivity – Displacement – Velocity – Angular Velocity – Acceleration – Force – Torque – Measurement of Temperature, Pressure, Vacuum, Flow, Liquid level.

UNIT-IV:**Digital Voltmeters**

Digital voltmeters – Successive approximation, ramp, dual-Slope integration continuous balance type – Micro processor based ramp type – DVM digital frequency meter – Digital phase angle meter.

UNIT-V:**Oscilloscope**

Cathode ray oscilloscope – Time base generator – Horizontal and vertical amplifiers – Measurement of phase and frequency – Lissajous patterns – Sampling oscilloscope – Analog and digital type data logger – Transient recorder.

UNIT-VI:**Signal Analyzers**

Wave Analyzers – Frequency selective analyzers – Heterodyne – Application of Wave analyzers – Harmonic Analyzers – Total Harmonic distortion – Spectrum analyzers – Basic spectrum analyzers – Spectral displays – Vector impedance meter – Q meter – Peak reading and RMS voltmeters.

Learning Outcomes:

- Able to represent various types of signals .
- Acquire proper knowledge to use various types of Transducers.
- Able to monitor and measure various parameters such as strain, velocity, temperature, pressure etc.
- Acquire proper knowledge and working principle of various types of digital voltmeters.
- Able to measure various parameter like phase and frequency of a signal with the help of CRO.
- Acquire proper knowledge and able to handle various types of signal analyzers.

Text Books:

1. Electronic Instrumentation–by H.S.Kalsi Tata MCGraw–Hill Edition, 1995.
2. A course in Electrical and Electronic Measurements and Instrumentation, A.K. Sawhney, Dhanpatrai& Co.

Reference Books:

1. Measurement and Instrumentation theory and application, Alan S.Morris and Reza Langari, Elsevier
2. Measurements Systems, Applications and Design – by D O Doebelin
3. Principles of Measurement and Instrumentation – by A.S Morris, Pearson / Prentice Hall ofIndia
4. Modern Electronic Instrumentation and Measurement techniques – by A.D Helfrickand W.D. Cooper, Pearson/Prentice Hall of India.
4. Transducers and Instrumentation by D.V.S Murthy, Prentice Hall of India.

Note : This Elective can be offered to Students of All Branches including EEE.

NON-CONVENTIONAL SOURCES OF ENERGY (Open Elective)

Preamble:

This course gives a flavor of non-conventional sources of energy to the students. It introduces solar energy its radiation, collection, storage and its applications. This covers generation, design, efficiency and characteristics of various non-conventional energy sources including solar, wind, hydro, biomass, fuel cells and geothermal systems.

Learning Objectives

- To study the solar radiation data, extraterrestrial radiation, radiation on earth's surface.
- To study solar thermal collections.
- To study solar photo voltaic systems.
- To study maximum power point techniques in solar pv and wind.
- To study wind energy conversion systems, Betz coefficient , tip speed ratio.
- To study basic principle and working of hydro, tidal, biomass, fuel cell and geothermal systems.

UNIT-I:

Fundamentals of Energy Systems

Energy conservation principle – Energy scenario (world and India) – Solar radiation: Outside earth's atmosphere – Earth surface – Analysis of solar radiation data – Geometry – Radiation on tilted surfaces – Numerical problems.

UNIT-II:

Solar Thermal Systems

Liquid flat plate collections: Performance analysis – Transmissivity – Absorptivity – Product collector efficiency factor – Collector heat removal factor – Numerical problems – Introduction to solar air heaters – Concentrating collectors and solar pond.

UNIT-III:

Solar Photovoltaic Systems

Balance of systems – IV characteristics – System design: Storage sizing, PV system sizing, Maximum power point techniques: Perturb and observe (P&O) technique – Hill climbing technique.

UNIT-IV:**Wind Energy**

Wind patterns – Types of turbines – Kinetic energy of wind – Betz coefficient – Tip-speed ratio – efficiency – Power output of wind turbine – Selection of generator(synchronous, induction) – Maximum power point tracking.

UNIT-V:**Hydro and Tidal power systems**

Basic working principle – Classification of hydro systems: large, small, micro – Measurement of head and flow – Energy equation – Types of turbines – Numerical problems.

Tidal power – Basics – Kinetic energy equation – Numerical problems – Wave power – Basics – Kinetic energy equation.

UNIT-VI:**Biomass, fuel cells and geothermal systems**

Biomass Energy: Fuel classification – Pyrolysis – Direct combustion of heat – Different digesters and sizing.

Fuel cell: classification – Efficiency – VI characteristics.

Geothermal: classification – Dry rock and aquifer – Energy analysis.

Learning Outcomes:

Student should be able to

- Analyze solar radiation data, extraterrestrial radiation, radiation on earth's surface.
- Design solar thermal collections.
- Design solar photo voltaic systems.
- Develop maximum power point techniques in solar PV and wind.
- Explain wind energy conversion systems, Betz coefficient , tip speed ratio.
- Explain basic principle and working of hydro, tidal, biomass ,fuel cell and geothermal systems.

Text Books:

1. Solar Energy: Principles of Thermal Collection and Storage, S. P. Sukhatme and J. K. Nayak, TMH, New Delhi, 3rd Edition.
2. Renewable Energy Resources, John Twidell and Tony Weir, Taylor and Francis.

3. Energy Science: Principles, Technologies and Impacts, John Andrews and Nick Jelly, Oxford.

Reference Books:

1. Handbook of renewable technology Ahmed and Zobaa, Ramesh C Bansal, World scientific, Singapore.
2. Renewable Energy Technologies /Ramesh & Kumar /Narosa.
3. Renewable energy technologies – A practical guide for beginners – Chetong Singh Solanki, PHI.

Note : This Elective can be offered to Students of All Branches including EEE.

OPTIMIZATION TECHNIQUES

(Open Elective)

Preamble:

Optimization techniques have gained importance to solve many engineering design problems by developing linear and nonlinear mathematical models. The aim of this course is to educate the student to develop a mathematical model by defining an objective function and constraints in terms of design variables and then apply a particular mathematical programming technique. This course covers classical optimization techniques, linear programming, nonlinear programming and dynamic programming techniques.

Learning Objectives:

1. To define an objective function and constraint functions in terms of design variables, and then state the optimization problem.
2. To state single variable and multi variable optimization problems, without and with constraints.
3. To explain linear programming technique to an optimization problem, define slack and surplus variables, by using Simplex method.
4. To state transportation and assignment problem as a linear programming problem to determine optimality conditions by using Simplex method.
5. To study and explain nonlinear programming techniques, unconstrained or constrained, and define exterior and interior penalty functions for optimization problems.
6. To explain Dynamic programming technique as a powerful tool for making a sequence of interrelated decisions.

UNIT – I:

Introduction and Classical Optimization Techniques:

Statement of an Optimization problem – design vector – design constraints – constraint surface – objective function – objective function surfaces – classification of Optimization problems.

UNIT – II:

Classical Optimization Techniques

Single variable Optimization – multi variable Optimization without constraints – necessary and sufficient conditions for minimum/maximum – multivariable Optimization with equality constraints. Solution by method of

Lagrange multipliers – multivariable Optimization with inequality constraints – Kuhn – Tucker conditions.

UNIT – III:

Linear Programming

Standard form of a linear programming problem – geometry of linear programming problems – definitions and theorems – solution of a system of linear simultaneous equations – pivotal reduction of a general system of equations – motivation to the simplex method – simplex algorithm - Duality in Linear Programming – Dual Simplex method.

UNIT – IV:

Transportation Problem

Finding initial basic feasible solution by north – west corner rule, least cost method and Vogel's approximation method – testing for optimality of balanced transportation problems – Special cases in transportation problem.

UNIT – V:

Nonlinear Programming:

Unconstrained cases - One – dimensional minimization methods: Classification, Fibonacci method and Quadratic interpolation method - Univariate method, Powell's method and steepest descent method.

Constrained cases - Characteristics of a constrained problem, Classification, Basic approach of Penalty Function method; Basic approaches of Interior and Exterior penalty function methods. Introduction to convex Programming Problem.

UNIT – VI:

Dynamic Programming:

Dynamic programming multistage decision processes – types – concept of sub optimization and the principle of optimality – computational procedure in dynamic programming – examples illustrating the calculus method of solution - examples illustrating the tabular method of solution.

Learning Outcomes:

The student should be able to:

1. State and formulate the optimization problem, without and with constraints, by using design variables from an engineering design problem.

2. Apply classical optimization techniques to minimize or maximize a multi-variable objective function, without or with constraints, and arrive at an optimal solution.
3. Formulate a mathematical model and apply linear programming technique by using Simplex method. Also extend the concept of dual Simplex method for optimal solutions.
4. Solve transportation and assignment problem by using Linear programming Simplex method.
5. Apply gradient and non-gradient methods to nonlinear optimization problems and use interior or exterior penalty functions for the constraints to derive the optimal solutions.
6. Formulate and apply Dynamic programming technique to inventory control, production planning, engineering design problems etc. to reach a final optimal solution from the current optimal solution.

Text Books:

1. “Engineering optimization: Theory and practice”-by S. S.Rao, New Age International (P) Limited, 3rd edition, 1998.
2. “Introductory Operations Research” by H.S. Kasene & K.D. Kumar, Springer (India), Pvt. LTd.

Reference Books:

1. “Optimization Methods in Operations Research and systems Analysis” – by K.V. Mital and C. Mohan, New Age International (P) Limited, Publishers, 3rd edition, 1996.
2. Operations Research – by Dr. S.D.Sharma, Kedarnath, Ramnath & Co
3. “Operations Research: An Introduction” – by H.A.Taha, PHI Pvt. Ltd., 6th edition
4. Linear Programming–by G.Hadley.

Note : This Elective can be offered to Students of All Branches except EEE.

IV Year – I SEMESTER

T	P	C
3+1	0	3

Elective – I**VLSI DESIGN****Preamble:**

In the recent times fabrication technology is revolutionized and especially LSI has become so dense that on a single IC tens and thousands of transistors are placed. Thus integrated circuits have become integrated systems and the development of fabrication technology VLSI plays very important role.

Learning Objectives:

- To provide the basic fundamentals of fabrication technology, generations of IC and speed, power consumptions of various fabrication technologies.
- To understand the knowledge of electrical properties of MOS circuits.
- To learn the design concepts of stick diagrams, layouts for various MOS technologies.
- To understand the concepts of design rules, scaling, subsystem design semiconductor IC design.
- To understand the synthesis, simulation design verification tools, CMOS testing.

UNIT –I**Introduction**

Introduction to IC technology – The IC era – MOS and related VLSI technology – Basic MOS transistors – Enhancement and depletion modes of transistor action – IC production process – MOS and CMOS fabrication process – BiCMOS technology – Comparison b/w CMOS and bipolar technologies.

UNIT – II**Basic electrical properties of MOS and BiCMOS circuits**

I_{ds} - V_{ds} relationships – Aspects of MOS transistor threshold voltage – MOS Trans-conductance and output conductance – MOS Transistor – Figure of merit – The pMOS transistor – The nMOS inverter – Determination of pull-up to pull-down ratio for nMOS inverter driven by another nMOS inverter

for an nMOS inverter driven through one or more pass Transistors – Alternative forms of pull up – The CMOS Inverter MOS transistor Circuit model – Bi-CMOS Inverters.

UNIT – III

MOS and BiCOMS circuit design processes

MOS layers – Stick diagrams – Design rules and layout – General observation on the design rules, 2 μ m double metal, double poly – CMOS/BiCMOS rules, 1.2 μ m Double metal, Double poly CMOS rules – Layout diagrams of NAND and NOR gates and CMOS inverter – Symbolic Diagrams – Translation to Mask Form.

UNIT – IV

Basic circuit concepts

Sheet resistance – Sheet resistance concept applied to MOS transistor and inverters – Area capacitance of layers – Standard unit of capacitance – Some area capacitance calculations – The delay unit – Inverter delays – Driving large capacitive loads – Propagations Delays – Wiring Capacitance – Fan-in and Fan-out characteristics – Choice of layers – Transistor switches – Realization of gates using nMOS, pMOS and CMOS technologies.

UNIT – V

Scaling of MOS circuit

Scaling models and scaling factors – Scaling factors for device parameters – Limitations of scaling – Limits due to sub threshold currents – Limits on logic level and supply voltage due to noise – Limits due to current density – Some architectural Issues – Introduction to switch logic and gate logic.

UNIT – VI

Digital design using HDL

Digital system design process – VLSI Circuit Design Process – Hardware simulation – Hardware Synthesis – History of VHDL – VHDL requirements – Levels of abstraction – Elements of VHDL – Packages – Libraries and bindings – Objects and classes – Variable assignments – Sequential statements – Usage of subprograms – Comparison of VHDL and verilog HDL.

VHDL MODELLING

Simulation – Logic Synthesis – Inside a logic synthesizer – Constraints – Technology libraries – VHDL and logic synthesis – Functional gate – Level verification – Place and route – Post layout timing simulation – Static timing

– Major net list formats for design representation – VHDL synthesis – Programming approach.

Learning Outcomes

- Ability to demonstrate the fundamentals of IC technology such as various MOS fabrication technologies.
- Ability to calculate electrical properties of MOS circuits such as I_{ds} – V_{ds} relationship, V_t , μ_n , μ_p , g_m , figure of merit, sheet resistance, area capacitance.
- Ability to demonstrate semi conductor IC design such as PLA's, PAL, FPGA, CPLD's design.
- Ability to demonstrate VHDL synthesis, simulation, design capture tools design verification tools, CMOS testing.

Text Books:

1. Essentials of VLSI Circuits and Systems–Kamran Eshraghian, Douglas and A.Pucknell and Sholeh Eshraghian, Prentice–Hall of India Private Limited, 2005 Edition.
2. VLSI Design–K. Lal Kishor and V.S.V.Prabhakar, I.K. International Publishing House Private Limited, 2009 First Edition.
3. VLSI Design–A.Shanthi and A.Kavitha, New Age International Private Limited, 2006 First Edition.

References Books:

1. VLSI Design By Debaprasad Das, Oxford University Press,2010.
2. VLSI Design By A.Albert Raj & T. Latha, PHI Learning Private Limited, 2010.

ELECTRICAL DISTRIBUTION SYSTEMS (ELECTIVE-I)

Preamble:

This subject deals with the general concept of distribution system, substations and feeders as well as discusses distribution system analysis, protection and coordination, voltage control and power factor improvement.

Learning Objectives

- To study different factors of Distribution system.
- To study and design the substations and distribution systems.
- To study the determination of voltage drop and power loss.
- To study the distribution system protection and its coordination.
- To study the effect of compensation on p.f improvement.
- To study the effect of voltage control on distribution system.

UNIT – I:

General Concepts

Introduction to distribution systems, Load modeling and characteristics – Coincidence factor – Contribution factor loss factor – Relationship between the load factor and loss factor – Classification of loads (Residential, commercial, Agricultural and Industrial) and their characteristics.

UNIT – II:

Substations

Location of substations: Rating of distribution substation – Service area within primary feeders – Benefits derived through optimal location of substations.

Distribution Feeders

Design Considerations of distribution feeders: Radial and loop types of primary feeders – Voltage levels – Feeder loading – Basic design practice of the secondary distribution system.

UNIT – III:

System Analysis

Voltage drop and power-loss calculations: Derivation for voltage drop and power loss in lines – Manual methods of solution for radial networks – Three phase balanced primary lines.

UNIT – IV:**Protection**

Objectives of distribution system protection – Types of common faults and procedure for fault calculations – Protective devices: Principle of operation of fuses – Circuit reclosures – Line sectionalizers and circuit breakers.

Coordination

Coordination of protective devices: General coordination procedure – Residual current circuit breaker RCCB (Wikipedia).

UNIT – V:**Compensation for Power Factor Improvement**

Capacitive compensation for power-factor control – Different types of power capacitors – shunt and series capacitors – Effect of shunt capacitors (Fixed and switched) – Power factor correction – Capacitor allocation – Economic justification – Procedure to determine the best capacitor location.

UNIT – VI:**Voltage Control**

Voltage Control: Equipment for voltage control – Effect of series capacitors – Effect of AVB/AVR –Line drop compensation.

Learning Outcomes:

- Able to understand the various factors of distribution system.
- Able to design the substation and feeders.
- Able to determine the voltage drop and power loss
- Able to understand the protection and its coordination.
- Able to understand the effect of compensation on p.f improvement.
- Able to understand the effect of voltage, current distribution system performance.

Text Book:

1. “Electric Power Distribution system, Engineering” – by TuranGonen, McGraw–hill Book Company.

Reference Books:

1. Electrical Distribution Systems by Dale R.Patrick and Stephen W.Fardo, CRC press
2. Electric Power Distribution – by A.S. Pabla, Tata McGraw–hill Publishing company, 4th edition, 1997.
3. Electrical Power Distribution Systems by V.Kamaraju, Right Publishers.

OPTIMIZATION TECHNIQUES

(Elective-I)

Preamble:

Optimization techniques have gained importance to solve many engineering design problems by developing linear and nonlinear mathematical models. The aim of this course is to educate the student to develop a mathematical model by defining an objective function and constraints in terms of design variables and then apply a particular mathematical programming technique. This course covers classical optimization techniques, linear programming, nonlinear programming and dynamic programming techniques.

Learning Objectives:

1. To define an objective function and constraint functions in terms of design variables, and then state the optimization problem.
2. To state single variable and multi variable optimization problems, without and with constraints.
3. To explain linear programming technique to an optimization problem, define slack and surplus variables, by using Simplex method.
4. To state transportation and assignment problem as a linear programming problem to determine optimality conditions by using Simplex method.
5. To study and explain nonlinear programming techniques, unconstrained or constrained, and define exterior and interior penalty functions for optimization problems.
6. To explain Dynamic programming technique as a powerful tool for making a sequence of interrelated decisions.

UNIT – I:

Introduction and Classical Optimization Techniques:

Statement of an Optimization problem – design vector – design constraints – constraint surface – objective function – objective function surfaces – classification of Optimization problems.

UNIT – II:

Classical Optimization Techniques

Single variable Optimization – multi variable Optimization without constraints – necessary and sufficient conditions for minimum/maximum – multivariable Optimization with equality constraints. Solution by method of

Lagrange multipliers – multivariable Optimization with inequality constraints – Kuhn – Tucker conditions.

UNIT – III:

Linear Programming

Standard form of a linear programming problem – geometry of linear programming problems – definitions and theorems – solution of a system of linear simultaneous equations – pivotal reduction of a general system of equations – motivation to the simplex method – simplex algorithm - Duality in Linear Programming – Dual Simplex method.

UNIT – IV:

Transportation Problem

Finding initial basic feasible solution by north – west corner rule, least cost method and Vogel's approximation method – testing for optimality of balanced transportation problems – Special cases in transportation problem.

UNIT – V:

Nonlinear Programming:

Unconstrained cases - One – dimensional minimization methods: Classification, Fibonacci method and Quadratic interpolation method - Univariate method, Powell's method and steepest descent method.

Constrained cases - Characteristics of a constrained problem, Classification, Basic approach of Penalty Function method; Basic approaches of Interior and Exterior penalty function methods. Introduction to convex Programming Problem.

UNIT – VI:

Dynamic Programming:

Dynamic programming multistage decision processes – types – concept of sub optimization and the principle of optimality – computational procedure in dynamic programming – examples illustrating the calculus method of solution - examples illustrating the tabular method of solution.

Learning Outcomes:

The student should be able to:

1. State and formulate the optimization problem, without and with constraints, by using design variables from an engineering design problem.

2. Apply classical optimization techniques to minimize or maximize a multi-variable objective function, without or with constraints, and arrive at an optimal solution.
3. Formulate a mathematical model and apply linear programming technique by using Simplex method. Also extend the concept of dual Simplex method for optimal solutions.
4. Solve transportation and assignment problem by using Linear programming Simplex method.
5. Apply gradient and non-gradient methods to nonlinear optimization problems and use interior or exterior penalty functions for the constraints to derive the optimal solutions.
6. Formulate and apply Dynamic programming technique to inventory control, production planning, engineering design problems etc. to reach a final optimal solution from the current optimal solution.

Text Books:

1. “Engineering optimization : Theory and practice”-by S. S.Rao, New Age International (P) Limited, 3rd edition, 1998.
2. “Introductory Operations Research” by H.S. Kasene & K.D. Kumar, Springer (India), Pvt. LTd.

Reference Books:

1. “Optimization Methods in Operations Research and systems Analysis” – by K.V. Mital and C. Mohan, New Age International (P) Limited, Publishers, 3rd edition, 1996.
2. Operations Research – by Dr. S.D.Sharma, Kedarnath, Ramnath & Co
3. “Operations Research : An Introduction” – by H.A.Taha, PHI Pvt. Ltd., 6th edition
4. Linear Programming–by G. Hadley.

IV Year – I SEMESTER**T P C**
0 3 2**MICROPROCESSORS AND
MICROCONTROLLERS LAB****Learning Objectives:**

- To study programming based on 8086 microprocessor and 8051 microcontroller.
- To study 8056 microprocessor based ALP using arithmetic, logical and shift operations.
- To study modular and Dos/Bios programming using 8086 micro processor.
- To study to interface 8086 with I/O and other devices.
- To study parallel and serial communication using 8051 micro controller.

Any 8 of the following experiments are to be conducted :**I. Microprocessor 8086 :**

Introduction to MASM/TASM.

1. Arithmetic operation – Multi byte addition and subtraction, multiplication and division – Signed and unsigned arithmetic operation, ASCII – Arithmetic operation.
2. Logic operations – Shift and rotate – Converting packed BCD to unpacked BCD, BCD to ASCII conversion.
3. By using string operation and Instruction prefix: Move block, Reverse string Sorting, Inserting, Deleting, Length of the string, String comparison.
4. Modular Program: Procedure, Near and Far implementation, Recursion.
5. Dos/BIOS programming: Reading keyboard (Buffered with and without echo) – Display characters, Strings.
6. Interfacing 8255–PPI
7. Programs using special instructions like swap, bit/byte, set/reset etc.
8. Programs based on short, page, absolute addressing.
9. Interfacing 8259 – Interrupt Controller.

10. Interfacing 8279 – Keyboard Display.
11. Stepper motor control using 8253/8255.

Any 2 of the following experiments are to be conducted:

Microcontroller 8051

12. Reading and Writing on a parallel port.
13. Timer in different modes.
14. Serial communication implementation.
15. Understanding three memory areas of 00 – FF (Programs using above areas).
Using external interrupts.

Learning Outcomes:

- Will be able to write assembly language program using 8086 micro based on arithmetic, logical, and shift operations.
- Will be able to do modular and Dos/Bios programming using 8086 micro processor.
- Will be able to interface 8086 with I/O and other devices.
- Will be able to do parallel and serial communication using 8051 micro controllers.

IV Year – I SEMESTER

T	P	C
0	3	2

ELECTRICAL SIMULATION LAB**Learning objectives:**

- To simulate integrator circuit, differentiator circuit, Boost converter, Buck converter, full convertor and PWM inverter.
- To simulate transmission line by incorporating line, load and transformer models.
- To perform transient analysis of RLC circuit and single machine connected to infinite bus (SMIB).
- To find load flow solution for a transmission network with Newton–Rampson method.

Following experiments are to be conducted:

1. Simulation of transient response of RLC circuits
 - a. Response to pulse input
 - b. Response to step input
 - c. Response to sinusoidal input
2. Analysis of three phase circuit representing the generator transmission line and load. Plot three phase currents & neutral current.
3. Simulation of single–phase full converter using RLE loads and single phase AC voltage controller using RL loads.
4. Plotting of Bode plots, root locus and nyquist plots for the transfer functions of systems up to 5th order.
5. Power system load flow using Newton–Raphson technique.
6. Simulation of Boost and Buck converters.
7. Integrator & Differentiator circuits using op–amp.
8. Simulation of D.C separately excited motor using transfer function approach.

Any 2 of the following experiments are to be conducted:

1. Modeling of transformer and simulation of lossy transmission line.
2. Simulation of single phase inverter with PWM control.
3. Simulation of three phase full converter using MOSFET and IGBTs.
4. Transient analysis of single machine connected to infinite bus (SMIB).

Learning outcomes:

- Able to simulate integrator circuit, differentiator circuit, Boost converter, Buck converter, full convertor and PWM inverter.
- Able to simulate transmission line by incorporating line, load and transformer models.
- Able to perform transient analysis of RLC circuit and single machine connected to infinite bus (SMIB).
- Able to find load flow solution for a transmission network with Newton–Rampson method.

Reference Books:

1. “Simulation of Power Electronic Circuit“, by M.B. Patil, V.Ramanarayan, V.T. Ranganathan. Narosha, 2009.
2. Pspice for circuits and electronics using PSPICE – by M.H.Rashid, M/s PHI Publications.
3. Pspice A/D user`s manual – Microsim, USA.
4. Pspice reference guide – Microsim, USA.
5. MATLAB user`s manual – Mathworks, USA.
6. MATLAB – control system tool box – Mathworks, USA.
7. SIMULINK user`s manual – Mathworks, USA.
8. EMTD User`s Manual.
9. SEQUEL– A public domain circuit simulator available at www.ee.iitb.ac.in/~sequel.

IV Year – I SEMESTER

T	P	C
0	3	2

POWER SYSTEMS LAB**Learning Objectives:**

To impart the practical knowledge of functioning of various power system components and determination of various parameters and simulation of load flows, transient stability, LFC and Economic dispatch.

Any 10 of the Following experiments are to be conducted:

1. Sequence impedances of 3 phase Transformer.
2. Sequence impedances of 3 phase Alternator by Fault Analysis.
3. Sequence impedances of 3 phase Alternator by Direct method.
4. ABCD parameters of Transmission network.
5. Power Angle Characteristics of 3phase Alternator with infinite bus bars.
6. Dielectric strength of Transformer oil.
7. Calibration of Tong Tester.
- 8&9. Load flow studies any two methods.
10. Transient Stability Analysis
11. Load frequency control without control
12. Load frequency control with control
13. Economic load dispatch without losses
14. Economic load dispatch with losses.

Learning Outcomes:

The student is able to determine the parameters of various power system components which are frequently occur in power system studies and he can execute energy management systems functions at load dispatch centre.

IV Year – II SEMESTER

T	P	C
3+1	0	3

DIGITAL CONTROL SYSTEMS**Preamble:**

In recent years digital controllers have become popular due to their capability of accurately performing complex computations at high speeds and versatility in leading non linear control systems. In this context, this course focuses on the analysis and design of digital control systems.

Learning objectives:

- To understand the concepts of digital control systems and assemble various components associated with it. Advantages compared to the analog type.
- The theory of z-transformations and application for the mathematical analysis of digital control systems.
- To represent the discrete-time systems in state-space model and evaluation of state transition matrix.
- To examine the stability of the system using different tests.
- To study the conventional method of analyzing digital control systems in the w-plane.
- To study the design of state feedback control by “the pole placement method.”

UNIT – I:**Introduction and signal processing**

Introduction to analog and digital control systems – Advantages of digital systems – Typical examples – Signals and processing – Sample and hold devices – Sampling theorem and data reconstruction – Frequency domain characteristics of zero order hold.

UNIT-II:**Z-transformations**

Z-Transforms – Theorems – Finding inverse z-transforms – Formulation of difference equations and solving – Block diagram representation – Pulse transfer functions and finding open loop and closed loop responses.

UNIT-III:**State space analysis and the concepts of Controllability and observability**

State Space Representation of discrete time systems – State transition matrix and

methods of evaluation – Discretization of continuous – Time state equations – Concepts of controllability and observability – Tests (without proof).

UNIT – IV:

Stability analysis

Mapping between the S–Plane and the Z–Plane – Primary strips and Complementary Strips – Stability criterion – Modified routh’s stability criterion and jury’s stability test.

UNIT – V:

Design of discrete–time control systems by conventional methods

Transient and steady state specifications – Design using frequency response in the w–plane for lag and led compensators – Root locus technique in the z–plane.

UNIT – VI:

State feedback controllers:

Design of state feedback controller through pole placement – Necessary and sufficient conditions – Ackerman’s formula.

Learning outcomes:

- The students learn the advantages of discrete time control systems and the “know how” of various associated accessories.
- The learner understand z–transformations and their role in the mathematical analysis of different systems(like laplace transforms in analog systems).
- The stability criterion for digital systems and methods adopted for testing the same are explained.
- Finally, the conventional and state–space methods of design are also introduced.

Text Book:

1. Discrete–Time Control systems – K. Ogata, Pearson Education/PHI, 2nd Edition

Reference Books:

1. Digital Control Systems, Kuo, Oxford University Press, 2nd Edition, 2003.
2. Digital Control and State Variable Methods by M.Gopal, TMH

IV Year – II SEMESTER**T P C**
3+1 0 3**ELECTIVE – II****ADVANCED CONTROL SYSTEMS****Preamble:**

This subject aims to study state space, describing function, phase plane and stability analysis including controllability and observability. It also deals with modern control and optimal control systems.

Learning Objectives:

- Review of the state space representation of a control system: Formulation of different models from the signal flow graph, diagonalization.
- To introduce the concept of controllability and observability. Design by pole placement technique.
- Analysis of a nonlinear system using Describing function approach and Phase plane analysis.
- The Lyapunov's method of stability analysis of a system.
- Formulation of Euler Lagrange equation for the optimization of typical functionals and solutions.
- Formulation of linear quadratic optimal regulator (LQR) problem by parameter adjustment and solving Riccati equation.

UNIT – I:**State space analysis**

State Space Representation – Solution of state equation – State transition matrix, –Canonical forms – Controllable canonical form – Observable canonical form, Jordan Canonical Form.

UNIT – II:**Controllability, observability and design of pole placement**

Tests for controllability and observability for continuous time systems – Time varying case – Minimum energy control – Time invariant case – Principle of duality – Controllability and observability form Jordan canonical form and other canonical forms – Effect of state feedback on controllability and observability – Design of state feedback control through pole placement.

UNIT – III:**Describing function analysis**

Introduction to nonlinear systems, Types of nonlinearities, describing functions, Introduction to phase–plane analysis.

UNIT–IV:**Stability analysis**

Stability in the sense of Lyapunov – Lyapunov’s stability and Lyapunov’s instability theorems – Direct method of Lyapunov for the linear and nonlinear continuous time autonomous systems.

UNIT–V:**Calculus of variations**

Minimization of functional of single function – Constrained minimization – Minimum principle – Control variable inequality constraints – Control and state variable inequality constraints – Euler lagrangine equation.

UNIT –VI:**Optimal control**

Linear quadratic optimal regulator (LQR) problem formulation – Optimal regulator design by parameter adjustment (Lyapunov method) – Optimal regulator design by continuous time algebraic riccatti equation (CARE) - Optimal controller design using LQG framework.

Learning Outcomes:

- State space representation of control system and formulation of different state models are reviewed.
- Able to design of control system using the pole placement technique is given after introducing the concept of controllability and observability.
- Able to analyse of nonlinear system using the describing function technique and phase plane analysis.
- Able to analyse the stability analysis using lypnov method.
- Minimization of functionals using calculus of variation studied.
- Able to formulate and solve the LQR problem and riccatti equation.

Text Books:

- Modern Control Engineering – by K. Ogata, Prentice Hall of India, 3rd edition, 1998
- Automatic Control Systems by B.C. Kuo, Prentice Hall Publication

Reference Books:

1. Modern Control System Theory – by M. Gopal, New Age International Publishers, 2nd edition, 1996
2. Control Systems Engineering by I.J. Nagarath and M.Gopal, New Age International (P) Ltd.
3. Digital Control and State Variable Methods – by M. Gopal, Tata Mc Graw– Hill Companies, 1997.
4. Systems and Control by Stainslaw H. Zak , Oxford Press, 2003.
5. Optimal control theory: an Introduction by Donald E.Kirk by Dover publications.

HIGH VOLTAGE ENGINEERING (ELECTIVE – II)

Preamble:

With the growth of power, HV power transmission has become an important subject. The performance of generating equipment requires knowledge of different phenomena occurring at higher voltage. Thus evaluations of various insulating materials are required for protection of HV equipments. Keeping this in view the course is designed to understand various phenomena related to breakdown study and withstand characteristics of insulating materials. The course also describes the generation and measurement of DC, AC and Impulse voltages as well various testing techniques.

Learning Objectives:

- To understand electric field distribution and computation in different configuration of electrode systems.
- To understand HV breakdown phenomena in gases, liquids and solids dielectric materials.
- To acquaint with the generating principle of operation and design of HVDC, AC and Impulse voltages and impulse currents.
- To understand various techniques of AC, DC and Impulse measurement of high voltages and currents.
- To understand the insulating characteristics of dielectric materials.
- To understand the various testing techniques of HV equipments.

UNIT-I:

Introduction to High Voltage Technology

Electric Field Stresses – Uniform and non-uniform field configuration of electrodes – Estimation and control of electric Stress – Numerical methods for electric field computation.

UNIT-II:

Break down phenomenon in gaseous, liquid and solid insulation

Gases as insulating media – Collision process – Ionization process – Townsend's criteria of breakdown in gases – Paschen's law – Liquid as Insulator – Pure and commercial liquids – Breakdown in pure and commercial liquid – Intrinsic breakdown – Electromechanical breakdown – Thermal breakdown – Breakdown of solid dielectrics in practice – Breakdown in composite dielectrics used in practice.

UNIT-III:**Generation of High voltages and High currents**

Generation of high DC voltages – Generation of high alternating voltages – Generation of impulse voltages – Generation of impulse currents – Tripping and control of impulse generators.

UNIT-IV:**Measurement of high voltages and High currents**

Measurement of high AC, DC and Impulse voltages – Voltages and measurement of high currents – Direct, alternating and Impulse.

UNIT-V:**Non-destructive testing of material and electrical apparatus**

Measurement of DC resistivity – Measurement of dielectric constant and loss factor – Partial discharge measurements.

UNIT-VI:**High voltage testing of electrical apparatus**

Testing of insulators and bushings – Testing of isolators and circuit breakers – Testing of cables – Testing of transformers – Testing of surge arresters – Radio interference measurements.

Learning Outcomes:

- To be acquainted with the performance of high voltages with regard to different configurations of electrode systems.
- To be able to understand theory of breakdown and withstand phenomena of all types of dielectric materials.
- To acquaint with the techniques of generation of AC,DC and Impulse voltages.
- To be able to apply knowledge for measurement of high voltage and high current AC,DC and Impulse.
- To be in a position to measure dielectric property of material used for HV equipment.
- To know the techniques of testing various equipment's used in HV engineering.

Text Books:

1. High Voltage Engineering by M.S.Naidu and V. Kamaraju – TMH Publications, 3rd Edition.

2. High Voltage Engineering : Fundamentals by E.Kuffel, W.S. Zaengl, J. Kuffel by Elsevier, 2nd Edition.
3. High Voltage Engineering and Technology by Ryan, IET Publishers.

Reference Books:

1. High Voltage Engineering by C.L.Wadhwa, New Age Internationals (P) Limited, 1997.
2. High Voltage Insulation Engineering by Ravindra Arora, Wolfgang Mosch, New Age International (P) Limited, 1995.

SPECIAL ELECTRICAL MACHINES

(Elective – II)

Preamble:

This is an advanced course on electrical machines. Students will be exposed to various special machines which are gaining importance in industry. This course covers topics related to principles, performance and applications of these special machines including switched reluctance motors, stepper motors, permanent magnet dc motors, linear motors and electric motors for traction drives.

Learning Objective:

- To explain theory of operation and control of switched reluctance motor.
- To explain the performance and control of stepper motors, and their applications.
- To describe the operation and characteristics of permanent magnet dc motor.
- To distinguish between brush dc motor and brush less dc motor.
- To explain the theory of travelling magnetic field and applications of linear motors.
- To understand the significance of electrical motors for traction drives.

UNIT I:

Switched Reluctance Motor

Principle of operation – Design of stator and rotor pole arc – Power converter for switched reluctance motor – Control of switched reluctance motor.

UNIT II:

Stepper Motors

Construction – Principle of operation – Theory of torque production – Hybrid stepping motor – Variable reluctance stepping motor – Open loop and closed loop control.

UNIT III:

Permanent Magnet DC Motors

Construction – Principle of working – Torque equation and equivalent circuits – Performance characteristics – Moving coil motors.

UNIT IV:**Permanent Magnet Brushless DC Motor**

Construction – Principle of operation – Theory of brushless DC motor as variable speed synchronous motor – Sensor less and sensor based control of BLDC motors.

UNIT V:**Linear motors**

Linear induction motor: Construction– principle of operation– applications.
Linear synchronous motor: Construction – principle of operation– applications.

UNIT VI:**Electric Motors for traction drives**

AC motors– DC motors –Single sided linear induction motor for traction drives – Comparison of AC and DC traction.

Learning Outcomes:

The student should be able to

- Explain theory of operation and control of switched reluctance motor.
- Explain the performance and control of stepper motors, and their applications.
- Describe the operation and characteristics of permanent magnet dc motor.
- Distinguish between brush dc motor and brush less dc motor.
- Explain the theory of travelling magnetic field and applications of linear motors.
- Understand the significance of electrical motors for traction drives.

Text Books:

1. Special electrical Machines, K.Venkata Ratnam, University press, 2009, New Delhi.
2. Brushless Permanent magnet and reluctance motor drives, Clarendon press, T.J.E. Miller, 1989, Oxford.
3. Special electrical machines, E.G. Janardhanan, PHI learning private limited, 2014.

IV Year – II SEMESTER**T P C**
3+1 0 3**ELECTIVE – III****ELECTRIC POWER QUALITY****Preamble:**

Power quality is a major problem for utilities and customers. Customers using sensitive critical loads need quality power for proper operation of the electrical equipment. It is important for the student to learn the power quality issues and improvement measures provided by the utility companies. This course covers the topics on voltage and current imperfections, harmonics, voltage regulation, power factor improvement, distributed generation, power quality monitoring and measurement equipment.

Learning Objectives:

- To learn different types of power quality phenomena.
- To identify sources for voltage sag, voltage swell, interruptions, transients, long duration over voltages and harmonics in a power system.
- To describe power quality terms and study power quality standards.
- To learn the principle of voltage regulation and power factor improvement methods.
- To explain the relationship between distributed generation and power quality.
- To understand the power quality monitoring concepts and the usage of measuring instruments.

UNIT-I:**Introduction**

Overview of power quality – Concern about the power quality – General classes of power quality and voltage quality problems – Transients – Long-duration voltage variations – Short-duration voltage variations – Voltage unbalance – Waveform distortion – Voltage fluctuation – Power frequency variations.

UNIT-II:**Voltage imperfections in power systems**

Power quality terms – Voltage sags – Voltage swells and interruptions –

Sources of voltage sag, swell and interruptions – Nonlinear loads – IEEE and IEC standards. Source of transient over voltages – Principles of over voltage protection – Devices for over voltage protection – Utility capacitor switching transients.

UNIT-III

Voltage Regulation and power factor improvement:

Principles of regulating the voltage – Device for voltage regulation – Utility voltage regulator application – Capacitor for voltage regulation – End-user capacitor application – Regulating utility voltage with distributed resources – Flicker – Power factor penalty – Static VAR compensations for power factor improvement.

UNIT- IV

Harmonic distortion and solutions

Voltage distortion vs. Current distortion – Harmonics vs. Transients – Harmonic indices – Sources of harmonics – Effect of harmonic distortion – Impact of capacitors, transformers, motors and meters – Point of common coupling – Passive and active filtering – Numerical problems.

UNIT-V

Distributed Generation and Power Quality

Resurgence of distributed generation – DG technologies – Interface to the utility system – Power quality issues and operating conflicts – DG on low voltage distribution networks.

UNIT-VI

Monitoring and Instrumentation

Power quality monitoring and considerations – Historical perspective of PQ measuring instruments – PQ measurement equipment – Assessment of PQ measuring data – Application of intelligent systems – PQ monitoring standards.

Learning Outcomes:

At the end of this course the student should be able to

- Differentiate between different types of power quality problems.
- Explain the sources of voltage sag, voltage swell, interruptions, transients, long duration over voltages and harmonics in a power system.
- Analyze power quality terms and power quality standards.

- Explain the principle of voltage regulation and power factor improvement methods.
- Demonstrate the relationship between distributed generation and power quality.
- Explain the power quality monitoring concepts and the usage of measuring instruments.

Textbooks:

1. Electrical Power Systems Quality, Dugan R C, McGranaghan M F, Santoso S, and Beaty H W, Second Edition, McGraw–Hill, 2012, 3rd edition.
2. Electric power quality problems –M.H.J. Bollen IEEE series-Wiley india publications, 2011.
3. Power Quality Primer, Kennedy B W, First Edition, McGraw–Hill, 2000.

Reference Books:

1. Understanding Power Quality Problems: Voltage Sags and Interruptions, Bollen M HJ, First Edition, IEEE Press; 2000.
2. Power System Harmonics, Arrillaga J and Watson N R, Second Edition, John Wiley & Sons, 2003.
3. Electric Power Quality control Techniques, W. E. Kazibwe and M. H. Sendaula, Van Nostrad Reinhold, New York.
4. Power Quality c.shankaran, CRC Press, 2001
5. Harmonics and Power Systems –Franciso C.DE LA Rosa–CRC Press (Taylor & Francis).
6. Power Quality in Power systems and Electrical Machines–EwaldF. fuchs, Mohammad A.S. Masoum–Elsevier.

DIGITAL SIGNAL PROCESSING (Elective – III)

Preamble:

Signals analysis is very important in daily life. Hence it is required to study the different signals (continuous and discrete) and their properties. The behavior of the signals in time and frequency domain are important in analyzing the response of the network. The tools like FFT, DFT, Z-transforms may be used in the analysis of the signals. Filters must be required to eliminate the unwanted signals. Hence digital filter design also required to be studied. Sampling of signals are required to convert continuous to discrete signals. To have knowledge on the implementation signals, DSP processors must be studied.

Learning Objectives:

- To study different types of signals and properties of systems.
- To study the application of Fourier transform to discrete time systems.
- To study the FFT and inverse FFT and its applications to discrete sequences.
- To study the realization of digital filters and their design.
- To study the multi-rate signal processing.
- To study the architecture of digital signal processors.

UNIT-I:

Introduction

Introduction to Digital Signal Processing: Discrete time signals & sequences – Linear shift invariant systems – Stability and causality – Linear constant coefficient difference equations.

UNIT-II:

Discrete Fourier Series

Properties of discrete Fourier series, DFS representation of periodic sequences, Discrete Fourier transforms: Properties of DFT, linear convolution of sequences using DFT, Computation of DFT. Relation between Z-transform and DFS.

UNIT-III:

Fast Fourier Transforms

Frequency domain representation of discrete time signals and systems – Fast

Fourier transforms (FFT) – Radix-2 decimation in time and decimation in frequency FFT Algorithms – Inverse FFT – and FFT for composite N.

UNIT-IV:

Realization of Digital Filters

Solution of difference equations of digital filters – Block diagram representation of linear constant – Coefficient difference equations – Basic structures of IIR systems – Transposed forms – Basic structures of FIR systems – System function.

IIR Digital Filters

Analog filter approximations – Butter worth and Chebyshev – Design of IIR Digital filters from analog filters – Design Examples: Analog-Digital transformations.

FIR Digital Filters

Characteristics of FIR Digital Filters – Frequency response – Design of FIR Digital Filters using Window Techniques – Frequency Sampling technique – Comparison of IIR & FIR filters.

UNIT-V:

Multirate Digital Signal Processing:

Decimation – Interpolation – Down sampling – Up sampling rate – Conversion – Implementation of sampling rate conversion.

UNIT-VI:

Introduction to Digital Signal Processors(DSP):

Introduction to programmable DSPs: Multiplier and Multiplier Accumulator (MAC) – Modified bus structures and memory access schemes in DSPs – Multiple access memory – Multiport memory – VLSI architecture – Pipelining – Special addressing modes – On-chip peripherals – Architecture of TMS 320C5X – Introduction – Bus structure – Central arithmetic logic unit – Auxiliary registrar – Index registrar – Auxiliary register compare register – Block move address register – Parallel logic unit – Memory mapped registers – Program controller – Some flags in the status registers – On-chip registers, On-chip peripherals.

Learning outcomes:

- Able to study different types of signals and properties of systems.
- Able to apply of Fourier transform to discrete time systems.
- Able to apply the FFT and inverse FFT to discrete sequences.

- Able to realize and design digital filters.
- Able to understand the multi-rate signal processing.
- Able to understand architecture of digital signal processors.

Text Books:

1. Digital Signal Processing – Alan V. Oppenheim, Ronald W. Schafer, PHI Ed., 2006
2. Digital Signal Processing, Principles, Algorithms, and Applications: John G. Proakis, Dimitris G. Manolakis, Pearson Education / PHI, 2007

Reference Books:

1. Digital Signal Processing: Andreas Antoniou, TATA McGraw Hill , 2006
2. Digital Signal Processing: MH Hayes, Schaum's Outlines, TATA Mc-Graw Hill, 2007.
3. DSP Primer – C. Britton Rorabaugh, Tata Mc Graw Hill, 2005.
4. Fundamentals of Digital Signal Processing using Matlab – Robert J. Schilling, Sandra L. Harris, Thomson, 2007.
5. Digital Signal Processors – Architecture, Programming and Applications, B.Venkataramani, M.Bhaskar, TATA McGraw Hill, 2002.

FLEXIBLE ALTERNATING CURRENT TRANSMISSION SYSTEMS (FACTS)

(Elective – III)

Preamble:

Flexible Alternating Current Transmission System controllers have become a part of modern power system. It is important for the student to understand the principle of operation of series and shunt compensators by using power electronics. As the heart of many power electronic controllers is a voltage source converter (VSC), the student should be acquainted with the operation and control of VSC. Two modern power electronic controllers are also introduced.

Learning Objectives:

- To learn the basics of power flow control in transmission lines by using FACTS controllers
- To explain the operation and control of voltage source converter.
- To discuss compensation methods to improve stability and reduce power oscillations in the transmission lines.
- To learn the method of shunt compensation by using static VAR compensators.
- To learn the methods of compensation by using series compensators
- To explain the operation of two modern power electronic controllers (Unified Power Quality Conditioner and Interline Power Flow Controller).

UNIT-I:

Introduction to FACTS

Power flow in an AC System – Loading capability limits – Dynamic stability considerations – Importance of controllable parameters – Basic types of FACTS controllers – Benefits from FACTS controllers – Requirements and characteristics of high power devices – Voltage and current rating – Losses and speed of switching – Parameter trade-off devices.

UNIT-II:

Voltage source and Current source converters

Concept of voltage source converter(VSC) – Single phase bridge converter – Square-wave voltage harmonics for a single-phase bridge converter – Three-phase full wave bridge converter – Three-phase current source

converter – Comparison of current source converter with voltage source converter.

UNIT-III:

Shunt Compensators-1

Objectives of shunt compensation – Mid-point voltage regulation for line segmentation – End of line voltage support to prevent voltage instability – Improvement of transient stability – Power oscillation damping.

Methods of controllable VAR generation

Variable impedance type static VAR generators – Thyristor Controlled Reactor (TCR) and Thyristor Switched Reactor (TSR).

UNIT-IV:

Shunt Compensators-2

Thyristor Switched Capacitor(TSC)– Thyristor Switched Capacitor – Thyristor Switched Reactor (TSC–TCR). Static VAR compensator(SVC) and Static Compensator(STATCOM): The regulation and slope transfer function and dynamic performance – Transient stability enhancement and power oscillation damping– Operating point control and summary of compensation control.

UNIT V:

Series Compensators

Static series compensators: Concept of series capacitive compensation – Improvement of transient stability – Power oscillation damping – Functional requirements. GTO thyristor controlled Series Capacitor (GSC) – Thyristor Switched Series Capacitor (TSSC) and Thyristor Controlled Series Capacitor (TCSC).

UNIT-VI:

Combined Controllers

Schematic and basic operating principles of unified power flow controller(UPFC) and Interline power flow controller(IPFC) – Application of these controllers on transmission lines.

Learning Outcomes:

The student should be able to

- Determine power flow control in transmission lines by using FACTS controllers.
- Explain operation and control of voltage source converter.

- Discuss compensation methods to improve stability and reduce power oscillations in the transmission lines.
- Explain the method of shunt compensation by using static VAR compensators.
- Appreciate the methods of compensations by using series compensators.
- Explain the operation of modern power electronic controllers (Unified Power Quality Conditioner and Interline Power Flow Controller).

Text Books:

1. “Understanding FACTS” N.G.Hingorani and L.Guygi, IEEE Press. Indian Edition is available:—Standard Publications, 2001.
2. “Flexible ac transmission system (FACTS)” Edited by Yong Hue Song and Allan T Johns, Institution of Electrical Engineers, London.
3. Thyristor-based FACTS Controllers for Electrical Transmission Systems, by R.Mohan Mathur and Rajiv K.Varma, Wiley.

IV Year – II SEMESTER

T	P	C
3+1	0	3

ELECTIVE – IV**OOPS THROUGH JAVA****Preamble:**

This course teaches students how to develop Java applications. Topics covered include the Java programming language syntax, OO programming using Java, exception handling, file input/output, threads, collection classes, and networking.

Learning Objectives:

- Focus on object oriented concepts and java program structure and its installation.
- Comprehension of java programming constructs, control structures in Java.
- Implementing Object oriented constructs such as various class hierarchies, interfaces and exception handling.
- Understanding of Thread concepts and I/O in Java.
- Being able to build dynamic user interfaces using applets and Event handling in java.
- Understanding of various components of Java AWT and Swing and writing code snippets using them.

UNIT I:**Introduction to OOP**

Introduction, Need of Object Oriented Programming, Principles of Object Oriented Languages, Procedural languages Vs OOP, Applications of OOP, History of JAVA, Java Virtual Machine, Java Features, Program structures, Installation of JDK1.6

UNIT II:**Programming Constructs**

Variables, Primitive Datatypes, Identifiers- Naming Conventions, Keywords, Literals, Operators-Binary, Unary and ternary, Expressions, Precedence rules

and Associativity, Primitive Type Conversion and Casting, Flow of control- Branching, Conditional, loops.

Classes and Objects- classes, Objects, Creating Objects, Methods, constructors-Constructor overloading, cleaning up unused objects-Garbage collector, Class variable and Methods-Static keyword, this keyword, Arrays, Command line arguments.

UNIT III:

Inheritance: Types of Inheritance, Deriving classes using extends keyword, Method overloading, super keyword, final keyword, Abstract class.

Interfaces, Packages and Enumeration: Interface-Extending interface, Interface Vs Abstract classes, Packages-Creating packages, using Packages, Access protection, java. lang package.

Exceptions & Assertions - Introduction, Exception handling techniques- try... catch, throw, throws, finally block, user defined exception, Exception Encapsulation and Enrichment, Assertions.

UNIT IV:

MultiThreading : java.lang.Thread, The main Thread, Creation of new threads, Thread priority, Multithreading- Using isAlive () and join (), Synchronization, suspending and Resuming threads, Communication between Threads

Input/Output: reading and writing data, java.io package

UNIT V:

Applets- Applet class, Applet structure, An Example Applet Program, Applet Life Cycle, paint (), update () and repaint ()

Event Handling -Introduction, Event Delegation Model, java.awt.event Description, Sources of Events, Event Listeners, Adapter classes, Inner classes.

UNIT VI:

Abstract Window Toolkit

Why AWT?, java.awt package, Components and Containers, Button, Label, Checkbox, Radio buttons, List boxes, Choice boxes, Text field and Text area, container classes, Layouts, Menu, Scroll bar

Swing:

Introduction, JFrame, JApplet, JPanel, Components in swings, Layout Managers, JList and JScroll Pane, Split Pane, JTabbedPane, Dialog Box Pluggable Look and Feel.

Learning Outcomes:

- Understand the format and use of objects.
- Understand basic input/output methods and their use.
- Understand object inheritance and its use.
- Understand development of JAVA applets vs. JAVA applications.
- Understand the use of various system libraries.

Text Books:

1. The Complete Reference Java, 8ed, Herbert Schildt, TMH
2. Programming in JAVA, Sachin Malhotra, Saurabh choudhary, Oxford.
3. JAVA for Beginners, 4e, Joyce Farrell, Ankit R. Bhavsar, Cengage Learning.
4. Object oriented programming with JAVA, Essentials and Applications, Raj Kumar Bhuyya, Selvi, Chu TMH.
5. Introduction to Java rogramming, 7th ed, Y Daniel Liang, Pearson.

Reference Books:

1. JAVA Programming, K. Rajkumar. Pearson.
2. Core JAVA, Black Book, Nageswara Rao, Wiley, Dream Tech
3. Core JAVA for Beginners, Rashmi Kanta Das, Vikas.
4. Object Oriented Programming through JAVA , P Radha Krishna, University Press.

UNIX AND SHELL PROGRAMMING

(Elective – IV)

Learning Objectives:

- to provide a comprehensive introduction to Shell Programming.
- have the fundamental skills required to write simple and complex Shell scripts to automate jobs and processes in the Unix environment.

UNIT I:

Introduction to Unix:- Architecture of Unix, Features of Unix, Unix Commands – PATH, man, echo, printf, script, passwd, uname, who, date, stty, pwd, cd, mkdir, rmdir, ls, cp, mv, rm, cat, more, wc, lp, od, tar, gzip.

UNIT II :

Unix Utilities:- Introduction to unix file system, vi editor, file handling utilities, security by file permissions, process utilities, disk utilities, networking commands, unlink, du, df, mount, umount, find, unmask, ulimit, ps, w, finger, arp, ftp, telnet, rlogin. Text processing utilities and backup utilities, detailed commands to be covered are tail, head, sort, nl, uniq, grep, egrep, fgrep, cut, paste, join, tee, pg, comm, cmp, diff, tr, awk, cpio.

UNIT III :

File Management : File Structures, System Calls for File Management – create, open, close, read, write, lseek, link, symlink, unlink, stat, fstat, lstat, chmod, chown, Directory API – opendir, readdir, closedir, mkdir, rmdir, umask.

Introduction to Shells : Unix Session, Standard Streams, Redirection, Pipes, Tee Command, Command Execution, Command- Line Editing, Quotes, Command Substitution, Job Control, Aliases, Variables, Predefined Variables, Options, Shell/Environment Customization.

Filters : Filters and Pipes, Concatenating files, Display Beginning and End of files, Cut and Paste, Sorting, Translating Characters, Files with Duplicate Lines, Count characters, Words or Lines, Comparing Files.

UNIT IV :

Grep : Operation, grep Family, Searching for File Content.

Sed : Scripts, Operation, Addresses, commands, Applications, grep and sed.

awk: Execution, Fields and Records, Scripts, Operations, Patterns, Actions, Associative Arrays, String.

Functions, String Functions, Mathematical Functions, User – Defined Functions, Using System commands, in awk, Applications, awk and grep, sed and awk.

UNIT V :

Interactive Korn Shell : Korn Shell Features, Two Special Files, Variables, Output, Input, Exit Status of a Command, eval Command, Environmental Variables, Options, Startup Scripts, Command History, Command Execution Process.

Korn Shell Programming : Basic Script concepts, Expressions, Decisions: Making Selections, Repetition, special Parameters and Variables, changing Positional Parameters, Argument Validation, Debugging Scripts, Script Examples.

UNIT VI :

Interactive C Shell : C shell features, Two Special Files, Variables, Output, Input, Exit Status of a Command, eval Command, Environmental Variables, On-Off Variables, Startup and Shutdown Scripts, Command History, Command Execution Scripts.

C Shell Programming : Basic Script concepts, Expressions, Decisions: Making Selections, Repetition, special Parameters and Variables, changing Positional Parameters, Argument Validation, Debugging Scripts, Script Examples.

Learning Outcomes:

Upon completing this course students will have skills in:

1. Use UNIX shells and commands to create powerful data processing applications.
2. Build UNIX applications using the shell command interpreter and UNIX commands.
3. Use UNIX at the command line to manage data, files, and programs.
4. Use UNIX editors and tools to create and modify data files and documents.

Text Books :

1. Unix and shell Programming Behrouz A. Forouzan, Richard F. Gilberg, Thomson.

-
2. Your Unix the ultimate guide, Sumitabha Das, TMH. 2nd Edition. 2007-2008 Page 34 of 95.

References Books:

1. Unix for programmers and users, 3rd edition, Graham Glass, King Ables, Pearson Education.
2. Unix programming environment, Kernighan and Pike, PHI. / Pearson Education.
3. The Complete Reference Unix, Rosen, Host, Klee, Farber, Rosinski, Second Edition, TMH.

AI TECHNIQUES

(Elective IV)

Preamble:

The aim of this course is to study the AI techniques such as neural networks and fuzzy systems. The course focuses on the application of AI techniques to electrical engineering.

Learning Objectives:

- To study various methods of AI
- To study the models and architecture of artificial neural networks.
- To study the ANN paradigms.
- To study the fuzzy sets and operations.
- To study the fuzzy logic systems.
- To study the applications of AI.

UNIT-I:

Introduction to AI techniques

Introduction to artificial intelligence systems– Humans and Computers – Knowledge representation – Learning process – Learning tasks – Methods of AI techniques.

UNIT-II:

Neural Networks

Organization of the Brain – Biological Neuron – Biological and Artificial neuron Models, MC Culloch-pitts neuron model, Activation functions, Learning rules, neural network architectures- Single-layer feed-forward networks: – Perceptron, Learning algorithm for perceptron- limitations of Perceptron model

UNIT-III:

ANN paradigm

Multi-layer feed-forward network (based on Back propagation algorithm)– Radial-basis function networks- Recurrent networks (Hopfield networks).

UNIT – IV:

Classical and Fuzzy Sets

Introduction to classical sets – properties – Operations and relations – Fuzzy sets – Membership – Uncertainty – Operations – Properties – Fuzzy relations – Cardinalities – Membership functions.

UNIT-V:**Fuzzy Logic System Components**

Fuzzification – Membership value assignmen – Development of rule base and decision making system – Defuzzification to crisp sets – Defuzzification methods – Basic hybrid system.

UNIT-VI:**Application of AI techniques**

Load forecasting – Load flow studies – Economic load dispatch – Load frequency control – Reactive power control – Speed control of dc and ac motors.

Text Books:

1. Neural Networks, Fuzzy logic, Genetic algorithms: synthesis and applications by S.Rajasekaran and G.A. Vijayalakshmi Pai – PHI Publication.
2. Fuzzy logic with fuzzy applications- by T.J. Ross, TMH.

Reference Books:

1. Introduction to Artificial Neural Systems – Jacek M. Zurada, Jaico Publishing House, 1997.
2. Fundamentals of Neural Networks Architectures, Algorithms and Applications - by laurene Fausett, Pearson.
3. Neural Networks, Algorithms, Applications and programming Techniques by James A. Freeman, David M. Skapura.
4. Introduction to Neural Networks using MATLAB 6.0 by S N Sivanandam, S Sumathi, S N Deepa TMGH

POWER SYSTEM REFORMS

(Elective IV)

Preamble:

This course introduces the concepts and issues of power system reforms and aims at computation of Available Transfer Capability (ATC), Congestion Management, Electricity Pricing, Ancillary services Management and Power system operation in competitive environment.

Learning Objectives:

- To study fundamentals of power system deregulation and restructuring.
- To study available transfer capability.
- To study congestion management
- To study various electricity pricing.
- To study operation of power system in deregulated environment.
- To study importance of Ancillary services management.

UNIT-I

Over view of key issues in electric utilities

Introduction – Restructuring models – Independent system operator (ISO) – Power Exchange – Market operations – Market Power – Standard cost – Transmission Pricing – Congestion Pricing – Management of Inter zonal/Intra zonal Congestion.

UNIT-II

OASIS: Open Access Same-Time Information System

Structure of OASIS – Processing of Information – Transfer capability on OASIS – Definitions Transfer Capability Issues – ATC – TTC – TRM – CBM calculations – Methodologies to calculate ATC.

UNIT-III

Congestion Management

Introduction to congestion management – Methods to relieve congestion

UNIT-IV

Electricity Pricing:

Introduction – Electricity price volatility electricity price indexes –

Challenges to electricity pricing – Construction of forward price curves – Short-time price forecasting.

UNIT-V

Power system operation in competitive environment:

Introduction – Operational planning activities of ISO – The ISO in pool markets – The ISO in bilateral markets – Operational planning activities of a Genco.

UNIT-VI

Ancillary Services Management:

Introduction – Reactive power as an ancillary service – A review – Synchronous generators as ancillary service providers.

Learning Outcomes:

- Will understand importance of power system deregulation and restructuring.
- Able to compute ATC.
- Will understand transmission congestion management.
- Able to compute electricity pricing in deregulated environment.
- Will be able to understand power system operation in deregulated environment.
- Will understand importance of ancillary services.

Text Books:

1. Kankar Bhattacharya, Math H.J. Boller, Jaap E.Daalder, ‘Operation of Restructured Power System’ Klumer Academic Publisher – 2001
2. Mohammad Shahidehpour, and Muwaffaq Alomoush, – “Restructured electrical Power systems” Marcel Dekker, Inc. 2001
3. Loi Lei Lai; “Power system Restructuring and Deregulation”, Jhon Wiley & Sons Ltd., England.
4. Electrical Power Distribution Case studies from Distribution reform, upgrades and Management (DRUM) Program, by USAID/India, TMH.

SYSTEMS ENGINEERING

(Elective IV)

Preamble:

This course is intended to introduce the student to the systems engineering process used to create multidisciplinary solutions to complex problems which have multiple, often conflicting objectives. The course will provide an overview of systems engineering in the context of large developmental programs. By focusing on the objectives, principles and practices of systems engineering, the course will enable the student to better understand the functions, capabilities and limitations of systems engineering.

Learning Objectives:

- To understand the foundations of systems Engineering.
- To understand the process of engineering systems systematically
- To understand how to deploy (put to use) the systems engineered.
- To understand the supporting systems during systems life cycle.
- To understand the application of systems engineering in product and service space.
- To understand systems engineering in perspective of related disciplines project management and software engineering.

UNIT-I:

Introduction to Systems: Systems Fundamentals – Systems Science – Systems Thinking – Modeling Systems.

UNIT –II:

Systems Engineering and Management: System life cycle models – System vision and mission – Stakeholder needs and requirements – System requirements – Logical architecture design – Physical architecture design – System analysis – System realization – System implementation – System integration – System verification – System validation.

UNIT – III:

System deployment and use – System deployment – Operation of the system – System maintenance – Logistics.

UNIT – IV:

Systems engineering management – Planning – Assessment and Control –

Risk Management – Measurement – Decision Management – Configuration Management – Information Management – Quality Management.

UNIT – V:

Applications of systems engineering – Product systems engineering – Services Systems engineering – Enterprise systems engineering

UNIT – VI:

Enabling systems engineering – People: Enabling teams and individuals – Software engineering, Project management – Case studies.

Learning Outcomes:

- To be able to appreciate and evaluate systems in general and apply to specific systems.
- Should engineer successful systems fit for intended purpose. Right from concept to development.
- Should be able to successfully deploy the new systems developed.
- Should be able to leverage the support systems for success of systems from womb to tomb.
- Should be able to apply systems engineering in engineering product and services.
- Should be able to relate systems engineering with project management and software engineering.

Text books:

1. SEBOK Guide to the Systems Engineering Body of Knowledge (SEBoK), version 1.2 – INCOSE www.sebowiki.org/wiki/incose systems engineering Hand Book.

Reference Books:

1. Systems engineering principles and practice second edition John wiley Alexander Kossiakoff etal.
2. Systems engineering with Economics, Probability and Statistics Khisty C.Jotin. 2nd edition, 2nd edition J Ross publications.

IV Year – II SEMESTER

T	P	C
0	0	9

Project



JAWAHARLAL NEHRU TECHNOLOGICAL UNIVERSITY KAKINADA
KAKINADA – 533 003, Andhra Pradesh, India

DEPARTMENT OF COMPUTER SCIENCE & ENGINEERING

COURSE STRUCTURE AND SYLLABUS

For UG –R20

B. TECH - COMPUTER SCIENCE & ENGINEERING

(Applicable for batches admitted from 2020-2021)



JAWAHARLAL NEHRU TECHNOLOGICAL UNIVERSITY KAKINADA

KAKINADA - 533 003, Andhra Pradesh, India



JAWAHARLAL NEHRU TECHNOLOGICAL UNIVERSITY KAKINADA
KAKINADA – 533 003, Andhra Pradesh, India

DEPARTMENT OF COMPUTER SCIENCE & ENGINEERING

COURSE STRUCTURE

I Year – I SEMESTER

S. No	Course Code	Courses	L	T	P	Credits
1	HS	Communicative English	3	0	0	3
2	BS	Mathematics - I (Calculus And Differential Equations)	3	0	0	3
3	BS	Applied Physics	3	0	0	3
4	ES	Programming for Problem Solving using C	3	0	0	3
5	ES	Computer Engineering Workshop	1	0	4	3
6	HS	English Communication Skills Laboratory	0	0	3	1.5
7	BS	Applied Physics Lab	0	0	3	1.5
8	ES	Programming for Problem Solving using C Lab	0	0	3	1.5
Total Credits			19.5			

I Year – II SEMESTER

S. No	Course Code	Courses	L	T	P	Credits
1	BS	Mathematics – II (Linear Algebra And Numerical Methods)	3	0	0	3
2	BS	Applied Chemistry	3	0	0	3
3	ES	Computer Organization	3	0	0	3
4	ES	Python Programming	3	0	0	3
5	ES	Data Structures	3	0	0	3
6	BS	Applied Chemistry Lab	0	0	3	1.5
7	ES	Python Programming Lab	0	0	3	1.5
8	ES	Data Structures Lab	0	0	3	1.5
9	MC	Environment Science	2	0	0	0
Total Credits			19.5			



JAWAHARLAL NEHRU TECHNOLOGICAL UNIVERSITY KAKINADA
KAKINADA – 533 003, Andhra Pradesh, India

DEPARTMENT OF COMPUTER SCIENCE & ENGINEERING

II Year – I SEMESTER

S. No	Course Code	Courses	L	T	P	Credits
1	BS	Mathematics III	3	0	0	3
2	CS	Object Oriented Programming through C++	3	0	0	3
3	CS	Operating Systems	3	0	0	3
4	CS	Software Engineering	3	0	0	3
5	CS	Mathematical Foundations of Computer Science	3	0	0	3
6	CS	Object Oriented Programming through C++ Lab	0	0	3	1.5
7	CS	Operating Systems Lab	0	0	3	1.5
8	CS	Software Engineering Lab	0	0	3	1.5
9	SO	Skill oriented Course - I 1) Applications of Python-NumPy 2) Web Application Development Using Full Stack -Frontend Development –Module -I	0	0	4	2
10	MC	Constitution of India	2	0	0	0
Total Credits			21.5			

II Year – II SEMESTER

S. No	Course Code	Courses	L	T	P	Credits
1	BS	Probability and Statistics	3	0	0	3
2	CS	Database Management Systems	3	0	0	3
3	CS	Formal Languages and Automata Theory	3	0	0	3
4	ES	Java Programming	3	0	0	3
5	HS	Managerial Economics and Financial Accountancy	3	0	0	3
6	CS	Database Management Systems Lab	0	0	2	1
7	CS	R Programming Lab	0	1	2	2
8	ES	Java Programming Lab	0	0	3	1.5
9	SO	Skill Oriented Course - II 1) Applications of Python-Pandas 2) Web Application Development Using Full Stack -Frontend Development –Module -II	0	0	4	2
Total Credits			21.5			



JAWAHARLAL NEHRU TECHNOLOGICAL UNIVERSITY KAKINADA

KAKINADA – 533 003, Andhra Pradesh, India

DEPARTMENT OF COMPUTER SCIENCE & ENGINEERING

I Year - I Semester		L	T	P	C
		3	0	0	3
COMMUNICATIVE ENGLISH					

Introduction

The course is designed to train students in receptive (listening and reading) as well as productive and interactive (speaking and writing) skills by incorporating a comprehensive, coherent and integrated approach that improves the learners' ability to effectively use English language in academic/ workplace contexts. The shift is from *learning about the language* to *using the language*. On successful completion of the compulsory English language course/s in B.Tech., learners would be confident of appearing for international language qualification/proficiency tests such as IELTS, TOEFL, or BEC, besides being able to express themselves clearly in speech and competently handle the writing tasks and verbal ability component of campus placement tests. Activity based teaching-learning methods would be adopted to ensure that learners would engage in actual use of language both in the classroom and laboratory sessions.

Course Objectives:

- Facilitate effective listening skills for better comprehension of academic lectures and English spoken by native speakers
- Focus on appropriate reading strategies for comprehension of various academic texts and authentic materials
- Help improve speaking skills through participation in activities such as role plays, discussions and structured talks/oral presentations
- Impart effective strategies for good writing and demonstrate the same in summarizing, writing well organized essays, record and report useful information
- Provide knowledge of grammatical structures and vocabulary and encourage their appropriate use in speech and writing

Course Outcomes:

At the end of the module, the learners will be able to

- understand social or transactional dialogues spoken by native speakers of English and identify the context, topic, and pieces of specific information
- ask and answer general questions on familiar topics and introduce oneself/others
- employ suitable strategies for skimming and scanning to get the general idea of a text and locate specific information
- recognize paragraph structure and be able to match beginnings/endings/headings with paragraphs
- form sentences using proper grammatical structures and correct word forms

Unit 1:

Lesson-1: A Drawer full of happiness from “**Infotech English**”, Maruthi Publications

Lesson-2: Deliverance by Premchand from “**The Individual Society**”, Pearson Publications. (Non-detailed)

Listening: Listening to short audio texts and identifying the topic. Listening to prose, prose and conversation.

Speaking: Asking and answering general questions on familiar topics such as home, family, work, studies and interests. Self introductions and introducing others.

Reading: Skimming text to get the main idea. Scanning to look for specific pieces of information.



JAWAHARLAL NEHRU TECHNOLOGICAL UNIVERSITY KAKINADA

KAKINADA – 533 003, Andhra Pradesh, India

DEPARTMENT OF COMPUTER SCIENCE & ENGINEERING

Reading for Writing: Paragraph writing (specific topics) using suitable cohesive devices; linkers, sign posts and transition signals; mechanics of writing - punctuation, capital letters.

Vocabulary: Technical vocabulary from across technical branches (20) GRE Vocabulary (20) (Antonyms and Synonyms, Word applications) Verbal reasoning and sequencing of words.

Grammar: Content words and function words; word forms: verbs, nouns, adjectives and adverbs; nouns: countables and uncountables; singular and plural basic sentence structures; simple question form - wh-questions; word order in sentences.

Pronunciation: Vowels, Consonants, Plural markers and their realizations

Unit 2:

Lesson-1: Nehru's letter to his daughter Indira on her birthday from "Infotech English", Maruthi Publications

Lesson-2: Bosom Friend by Hira Bansode from "The Individual Society", Pearson Publications.(Non-detailed)

Listening: Answering a series of questions about main idea and supporting ideas after listening to audio texts, both in speaking and writing.

Speaking: Discussion in pairs/ small groups on specific topics followed by short structured talks. Functional English: Greetings and leave takings.**Reading:** Identifying sequence of ideas; recognizing verbal techniques that help to link the ideas in a paragraph together.

Reading for Writing: Summarizing - identifying main idea/s and rephrasing what is read; avoiding redundancies and repetitions.

Vocabulary: Technical vocabulary from across technical branches (20 words). GRE Vocabulary Analogies (20 words) (Antonyms and Synonyms, Word applications)

Grammar: Use of articles and zero article; prepositions.

Pronunciation: Past tense markers, word stress-di-syllabic words

Unit 3:

Lesson-1: Stephen Hawking-Positivity 'Benchmark' from "Infotech English", Maruthi Publications

Lesson-2: Shakespeare's Sister by Virginia Woolf from "The Individual Society", Pearson Publications.(Non-detailed)

Listening: Listening for global comprehension and summarizing what is listened to, both in speaking and writing.

Speaking: Discussing specific topics in pairs or small groups and reporting what is discussed. Functional English: Complaining and Apologizing.

Reading: Reading a text in detail by making basic inferences - recognizing and interpreting specific context clues; strategies to use text clues for comprehension.Critical reading.

Reading for Writing: Summarizing - identifying main idea/s and rephrasing what is read; avoiding redundancies and repetitions. Letter writing-types, format and principles of letter writing.E-mail etiquette, Writing CV's.

Vocabulary: Technical vocabulary from across technical branches (20 words). GRE Vocabulary (20 words) (Antonyms and Synonyms, Word applications) Association, sequencing of words

Grammar: Verbs - tenses; subject-verb agreement; direct and indirect speech, reporting verbs for academic purposes.

Pronunciation: word stress-poly-syllabic words.



JAWAHARLAL NEHRU TECHNOLOGICAL UNIVERSITY KAKINADA
KAKINADA – 533 003, Andhra Pradesh, India

DEPARTMENT OF COMPUTER SCIENCE & ENGINEERING

Unit 4:

Lesson-1: Liking a Tree, Unbowed: Wangari Maathai-biography from “Infotech English”, Maruthi Publications

Lesson-2: Telephone Conversation-Wole Soyinka from “The Individual Society”, Pearson Publications.(Non-detailed)

Listening: Making predictions while listening to conversations/ transactional dialogues without video (only audio); listening to audio-visual texts.

Speaking: Role plays for practice of conversational English in academic contexts (formal and informal) - asking for and giving information/directions. Functional English: Permissions, Requesting, Inviting.

Reading: Studying the use of graphic elements in texts to convey information, reveal trends/patterns/relationships, communicative process or display complicated data.

Reading for Writing: Information transfer; describe, compare, contrast, identify significance/trends based on information provided in figures/charts/graphs/tables. Writing SOP, writing for media.

Vocabulary: Technical vocabulary from across technical branches (20 words) GRE Vocabulary (20 words) (Antonyms and Synonyms, Word applications) Cloze Encounters.

Grammar: Quantifying expressions - adjectives and adverbs; comparing and contrasting; degrees of comparison; use of antonyms

Pronunciation: Contrastive Stress

Unit 5:

Lesson-1: Stay Hungry-Stay foolish from “Infotech English”, Maruthi Publications

Lesson-2: Still I Rise by Maya Angelou from “The Individual Society”, Pearson Publications.(Non-detailed)

Listening: Identifying key terms, understanding concepts and interpreting the concepts both in speaking and writing.

Speaking: Formal oral presentations on topics from academic contexts - without the use of PPT slides. Functional English: Suggesting/Opinion giving.

Reading: Reading for comprehension. RAP Strategy Intensive reading and Extensive reading techniques.

Reading for Writing: Writing academic proposals- writing research articles: format and style.

Vocabulary: Technical vocabulary from across technical branches (20 words) GRE Vocabulary (20 words) (Antonyms and Synonyms, Word applications) Coherence, matching emotions.

Grammar: Editing short texts – identifying and correcting common errors in grammar and usage (articles, prepositions, tenses, subject verb agreement)

Pronunciation: Stress in compound words

Text Books:

1. “Infotech English”, Maruthi Publications. (Detailed)
2. “The Individual Society”, Pearson Publications.(Non-detailed)

Prescribed text book for Laboratory for Semesters-I & II:

1. “Infotech English”, Maruthi Publications. (with Compact Disc)



JAWAHARLAL NEHRU TECHNOLOGICAL UNIVERSITY KAKINADA
KAKINADA – 533 003, Andhra Pradesh, India

DEPARTMENT OF COMPUTER SCIENCE & ENGINEERING

Reference Books

1. Bailey, Stephen. Academic writing: A handbook for international students. Routledge, 2014.
2. Chase, Becky Tarver. Pathways: Listening, Speaking and Critical Thinking. Heinley ELT; 2nd Edition, 2018.
3. Skillful Level 2 Reading & Writing Student's Book Pack (B1) Macmillan Educational.
4. Hewings, Martin. Cambridge Academic English (B2). CUP, 2012.



JAWAHARLAL NEHRU TECHNOLOGICAL UNIVERSITY KAKINADA
KAKINADA – 533 003, Andhra Pradesh, India

DEPARTMENT OF COMPUTER SCIENCE & ENGINEERING

I Year - I Semester		L	T	P	C
		3	0	0	3
MATHEMATICS-I (Calculus And Differential Equations)					

Course Objectives:

- To familiarize a variety of well-known sequences and series, with a developing intuition about the behaviour of new ones.
- To enlighten the learners in the concept of differential equations and multivariable calculus.
- To equip the students with standard concepts and tools at an intermediate to advanced level mathematics to develop the confidence and ability among the students to handle various real world problems and their applications.

Course Outcomes: At the end of the course, the student will be able to

- utilize mean value theorems to real life problems (L3)
- solve the differential equations related to various engineering fields (L3)
- familiarize with functions of several variables which is useful in optimization (L3)
- apply double integration techniques in evaluating areas bounded by region (L3)
- students will also learn important tools of calculus in higher dimensions. Students will become familiar with 2- dimensional and 3-dimensional coordinate systems(L5)

UNIT – I: Sequences, Series and Mean value theorems: (10hrs)

Sequences and Series: Convergences and divergence – Ratio test – Comparison tests – Integral test – Cauchy’s root test – Alternate series– Leibnitz’s rule.

Mean Value Theorems (without proofs): Rolle’s Theorem – Lagrange’s mean value theorem – Cauchy’s mean value theorem – Taylor’s and Maclaurin’s theorems with remainders, Problems and applications on the above theorem.

UNIT – II: Differential equations of first order and first degree: (10hrs)

Linear differential equations– Bernoulli’s equations –Exact equations and equations reducible to exact form.

Applications: Newton’s Law of cooling– Law of natural growth and decay– Orthogonal trajectories– Electrical circuits.

UNIT – III: Linear differential equations of higher order: (10hrs)

Homogeneous and Non-homogeneous differential equations of higher order with constant coefficients – with non-homogeneous term of the type e^{ax} , $\sin ax$, $\cos ax$, polynomials in x^n , $e^{ax}V(x)$ and $x^nV(x)$ – Method of Variation of parameters, Cauchy and Legendre’s linear equations.

Applications: LCR circuit, Simple Harmonic motion.

UNIT – IV: Partial differentiation: (10hrs)

Introduction – Homogeneous function – Euler’s theorem– Total derivative– Chain rule– Jacobian – Functional dependence –Taylor’s and MacLaurin’s series expansion of functions of two variables.

Applications: Maxima and Minima of functions of two variables without constraints and Lagrange’s method.



JAWAHARLAL NEHRU TECHNOLOGICAL UNIVERSITY KAKINADA
KAKINADA – 533 003, Andhra Pradesh, India

DEPARTMENT OF COMPUTER SCIENCE & ENGINEERING

UNIT – V: Multiple integrals:

(8 hrs)

Double and Triple integrals – Change of order of integration in double integrals – Change of variables to polar, cylindrical and spherical coordinates.

Applications: Finding Areas and Volumes.

Text Books:

1. B. S. Grewal, Higher Engineering Mathematics, 44th Edition, Khanna Publishers.
2. B. V. Ramana, Higher Engineering Mathematics, 2007 Edition, Tata Mc. Graw Hill Education.

Reference Books:

1. Erwin Kreyszig, Advanced Engineering Mathematics, 10th Edition, Wiley-India.
2. Joel Hass, Christopher Heil and Maurice D. Weir, Thomas calculus, 14th Edition, Pearson.
3. Lawrence Tury, Advanced Engineering Mathematics, CRC Press, 2013.
4. Srimantha Pal, S C Bhunia, Engineering Mathematics, Oxford University Press.



JAWAHARLAL NEHRU TECHNOLOGICAL UNIVERSITY KAKINADA
KAKINADA – 533 003, Andhra Pradesh, India

DEPARTMENT OF COMPUTER SCIENCE & ENGINEERING

I Year - I Semester	L	T	P	C
	3	0	0	3
APPLIED PHYSICS (For All Circuital Branches like ECE, EEE, CSE etc)				

Course Objectives:

1. Bridging the gap between the physics in school at 10+2 level and UG level engineering courses.
2. To identify the importance of the optical phenomenon i.e. interference, diffraction and polarization related to its Engineering applications
3. Understand the mechanism of emission of light, utilization of lasers as coherent light sources for low and high energy applications, study of propagation of light through optical fibers and their implications in optical communications.
4. Enlightenment of the concepts of Quantum Mechanics and to provide fundamentals of deBroglie matter waves, quantum mechanical wave equation and its application, the importance of free electron theory for metals and band theory for crystalline solids. Metals-Semiconductors-Insulators concepts utilization of transport phenomenon of charge carriers in semiconductors.
5. To explain the significant concepts of dielectric and magnetic materials that leads to potential applications in the emerging micro devices.
6. To Understand the physics of Semiconductors and their working mechanism. To give an impetus on the subtle mechanism of superconductors using the concept of BCS theory and their fascinating applications.

Course Outcomes:

1. Explain the need of coherent sources and the conditions for sustained interference (L2). Identify the applications of interference in engineering (L3). Analyze the differences between interference and diffraction with applications (L4). Illustrate the concept of polarization of light and its applications (L2). Classify ordinary refracted light and extraordinary refracted rays by their states of polarization (L2)
2. Explain various types of emission of radiation (L2). Identify the role of laser in engineering applications (L3). Describe the construction and working principles of various types of lasers (L1). Explain the working principle of optical fibers (L2). Classify optical fibers based on refractive index profile and mode of propagation (L2). Identify the applications of optical fibers in medical, communication and other fields (L2). Apply the fiber optic concepts in various fields (L3).
3. Describe the dual nature of matter (L1). Explain the significance of wave function (L2). Identify the role of Schrodinger's time independent wave equation in studying particle in one-dimensional infinite potential well (L3). Identify the role of classical and quantum free electron theory in the study of electrical conductivity (L3). Classify the energy bands of solids (L2).



JAWAHARLAL NEHRU TECHNOLOGICAL UNIVERSITY KAKINADA

KAKINADA – 533 003, Andhra Pradesh, India

DEPARTMENT OF COMPUTER SCIENCE & ENGINEERING

4. Explain the concept of dielectric constant and polarization in dielectric materials (L2). Summarize various types of polarization of dielectrics (L2). Interpret Lorentz field and Clausius-Mosotti relation in dielectrics (L2). Classify the magnetic materials based on susceptibility and their temperature dependence (L2). Explain the applications of dielectric and magnetic materials (L2). Apply the concept of magnetism to magnetic devices (L3)
5. Outline the properties of charge carriers in semiconductors (L2). Identify the type of semiconductor using Hall effect (L2). Identify applications of semiconductors in electronic devices (L2). Classify superconductors based on Meissner's effect (L2). Explain Meissner's effect, BCS theory & Josephson effect in superconductors (L2).

Unit-I: Wave Optics

12hrs

Interference: Principle of superposition – Interference of light - Interference in thin films (Reflection Geometry) & applications - Colors in thin films- Newton's Rings- Determination of wavelength and refractive index.

Diffraction: Introduction - Fresnel and Fraunhofer diffraction - Fraunhofer diffraction due to single slit, double slit - N-slits (Qualitative) – Diffraction Grating - Dispersive power and resolving power of Grating(Qualitative).

Polarization: Introduction-Types of polarization - Polarization by reflection, refraction and Double refraction - Nicol's Prism -Half wave and Quarter wave plates.

Unit Outcomes:

The students will be able to

- **Explain** the need of coherent sources and the conditions for sustained interference (L2)
- **Identify** engineering applications of interference (L3)
- **Analyze** the differences between interference and diffraction with applications (L4)
- **Illustrate** the concept of polarization of light and its applications (L2)
- **Classify** ordinary polarized light and extraordinary polarized light (L2)

Unit-II: Lasers and Fiber optics

8hrs

Lasers: Introduction – Characteristics of laser – Spontaneous and Stimulated emissions of radiation – Einstein's coefficients – Population inversion – Lasing action - Pumping mechanisms – Ruby laser – He-Ne laser - Applications of lasers.

Fiber optics: Introduction –Principle of optical fiber- Acceptance Angle - Numerical Aperture - Classification of optical fibers based on refractive index profile and modes – Propagation of electromagnetic wave through optical fibers - Applications.

Unit Outcomes:

The students will be able to

- **Understand** the basic concepts of LASER light Sources (L2)
- **Apply** the concepts to learn the types of lasers (L3)
- **Identifies** the Engineering applications of lasers (L2)
- **Explain** the working principle of optical fibers (L2)
- **Classify** optical fibers based on refractive index profile and mode of propagation (L2)



JAWAHARLAL NEHRU TECHNOLOGICAL UNIVERSITY KAKINADA
KAKINADA – 533 003, Andhra Pradesh, India

DEPARTMENT OF COMPUTER SCIENCE & ENGINEERING

- **Identify** the applications of optical fibers in various fields (L2)

Unit III: Quantum Mechanics, Free Electron Theory and Band theory **10hrs**

Quantum Mechanics: Dual nature of matter – Heisenberg’s Uncertainty Principle – Significance and properties of wave function – Schrodinger’s time independent and dependent wave equations– Particle in a one-dimensional infinite potential well.

Free Electron Theory: Classical free electron theory (Qualitative with discussion of merits and demerits) – Quantum free electron theory– Equation for electrical conductivity based on quantum free electron theory- Fermi-Dirac distribution- Density of states (3D) - Fermi energy.

Band theory of Solids: Bloch’s Theorem (Qualitative) - Kronig - Penney model (Qualitative)- E vs K diagram - v vs K diagram - effective mass of electron – Classification of crystalline solids– concept of hole.

Unit Outcomes:

The students will be able to

- **Explain** the concept of dual nature of matter (L2)
- **Understand** the significance of wave function (L2)
- **Interpret** the concepts of classical and quantum free electron theories (L2)
- **Explain** the importance of K-P model
- **Classify** the materials based on band theory (L2)
- **Apply** the concept of effective mass of electron (L3)

Unit-IV: Dielectric and Magnetic Materials

8hrs

Dielectric Materials: Introduction - Dielectric polarization - Dielectric polarizability, Susceptibility and Dielectric constant - Types of polarizations- Electronic (Quantitative), Ionic (Quantitative) and Orientation polarizations (Qualitative) - Lorentz internal field- Clausius-Mossotti equation- Piezoelectricity.

Magnetic Materials: Introduction - Magnetic dipole moment - Magnetization-Magnetic susceptibility and permeability - Origin of permanent magnetic moment - Classification of magnetic materials: Dia, para, Ferro, antiferro & Ferri magnetic materials - Domain concept for Ferromagnetism & Domain walls (Qualitative) - Hysteresis - soft and hard magnetic materials- Eddy currents- Engineering applications.

Unit Outcomes: *The students will be able to*

- **Explain** the concept of dielectric constant and polarization in dielectric materials (L2)
- **Summarize** various types of polarization of dielectrics (L2)
- **Interpret** Lorentz field and Clausius- Mosotti relation in dielectrics(L2)
- **Classify** the magnetic materials based on susceptibility and their temperature dependence (L2)
- **Explain** the applications of dielectric and magnetic materials (L2)
- **Apply** the concept of magnetism to magnetic data storage devices (L3)

Unit – V: Semiconductors and Superconductors

10hrs

Semiconductors: Introduction- Intrinsic semiconductors – Density of charge carriers – Electrical conductivity – Fermi level – extrinsic semiconductors – density of charge carriers – dependence of Fermi energy on carrier concentration and temperature - Drift and diffusion currents – Einstein’s equation- Hall effect – Hall coefficient –Applications of Hall effect.



JAWAHARLAL NEHRU TECHNOLOGICAL UNIVERSITY KAKINADA
KAKINADA – 533 003, Andhra Pradesh, India

DEPARTMENT OF COMPUTER SCIENCE & ENGINEERING

Superconductors: Introduction – Properties of superconductors – Meissner effect – Type I and Type II superconductors – BCS theory (Qualitative) – Josephson effects (AC and DC) – SQUIDS – High T_c superconductors – Applications of superconductors.

Unit Outcomes:

The students will be able to

- **Classify** the energy bands of semiconductors (L2)
- **Interpret** the direct and indirect band gap semiconductors (L2)
- **Identify** the type of semiconductor using Hall effect (L2)
- **Identify** applications of semiconductors in electronic devices (L2)
- **Classify** superconductors based on Meissner's effect (L2)
- **Explain** Meissner's effect, BCS theory & Josephson effect in superconductors (L2)

Text books:

1. M. N. Avadhanulu, P.G.Kshirsagar & TVS Arun Murthy" A Text book of Engineering Physics"- S.Chand Publications, 11th Edition 2019.
2. Engineering Physics" by D.K.Bhattacharya and Poonam Tandon, Oxford press (2015).
3. Applied Physics by P.K.Palanisamy SciTech publications.

Reference Books:

1. Fundamentals of Physics – Halliday, Resnick and Walker, John Wiley & Sons
2. Engineering Physics by M.R.Srinivasan, New Age international publishers (2009).
3. Shatendra Sharma, Jyotsna Sharma, " Engineering Physics", Pearson Education, 2018
4. Engineering Physics - Sanjay D. Jain, D. Sahasrabudhe and Girish, University Press
5. Semiconductor physics and devices- Basic principle – Donald A, Neamen, Mc Graw Hill
6. B.K. Pandey and S. Chaturvedi, Engineering Physics, Cengage Learning



JAWAHARLAL NEHRU TECHNOLOGICAL UNIVERSITY KAKINADA
KAKINADA – 533 003, Andhra Pradesh, India

DEPARTMENT OF COMPUTER SCIENCE & ENGINEERING

I Year - I Semester		L	T	P	C
		3	0	0	3
PROGRAMMING FOR PROBLEM SOLVING USING C					

Course Objectives:

The objectives of Programming for Problem Solving Using C are

- To learn about the computer systems, computing environments, developing of a computer program and Structure of a C Program
- To gain knowledge of the operators, selection, control statements and repetition in C
- To learn about the design concepts of arrays, strings, enumerated structure and union types and their usage.
- To assimilate about pointers, dynamic memory allocation and know the significance of Preprocessor.
- To assimilate about File I/O and significance of functions

Course Outcomes:

Upon the completion of the course the student will learn

- To write algorithms and to draw flowcharts for solving problems
- To convert flowcharts/algorithms to C Programs, compile and debug programs
- To use different operators, data types and write programs that use two-way/ multi-way selection
- To select the best loop construct for a given problem
- To design and implement programs to analyze the different pointer applications
- To decompose a problem into functions and to develop modular reusable code
- To apply File I/O operations

UNIT I

Introduction to Computers: Creating and running Programs, Computer Numbering System, Storing Integers, Storing Real Numbers

Introduction to the C Language: Background, C Programs, Identifiers, Types, Variable, Constants, Input/output, Programming Examples, Scope, Storage Classes and Type Qualifiers.

Structure of a C Program: Expressions Precedence and Associativity, Side Effects, Evaluating Expressions, Type Conversion Statements, Simple Programs, Command Line Arguments.

UNIT II

Bitwise Operators: Exact Size Integer Types, Logical Bitwise Operators, Shift Operators.

Selection & Making Decisions: Logical Data and Operators, Two Way Selection, Multiway Selection, More Standard Functions.

Repetition: Concept of Loop, Pretest and Post-test Loops, Initialization and Updating, Event and Counter Controlled Loops, Loops in C, Other Statements Related to Looping, Looping Applications, Programming Examples.

UNIT III

Arrays: Concepts, Using Array in C, Array Application, Two Dimensional Arrays, Multidimensional Arrays, Programming Example – Calculate Averages

Strings: String Concepts, C String, String Input / Output Functions, Arrays of Strings, String Manipulation Functions String/ Data Conversion, A Programming Example – Morse Code

Enumerated, Structure, and Union: The Type Definition (Type def), Enumerated Types, Structure, Unions, and Programming Application.



JAWAHARLAL NEHRU TECHNOLOGICAL UNIVERSITY KAKINADA
KAKINADA – 533 003, Andhra Pradesh, India

DEPARTMENT OF COMPUTER SCIENCE & ENGINEERING

UNIT IV

Pointers: Introduction, Pointers to pointers, Compatibility, L value and R value

Pointer Applications: Arrays, and Pointers, Pointer Arithmetic and Arrays, Memory Allocation Function, Array of Pointers, Programming Application.

Processor Commands: Processor Commands.

UNIT V

Functions: Designing, Structured Programs, Function in C, User Defined Functions, Inter-Function Communication, Standard Functions, Passing Array to Functions, Passing Pointers to Functions, Recursion

Text Input / Output: Files, Streams, Standard Library Input / Output Functions, Formatting Input / Output Functions, Character Input / Output Functions

Binary Input / Output: Text versus Binary Streams, Standard Library, Functions for Files, Converting File Type.

Text Books:

- 1) Programming for Problem Solving, Behrouz A. Forouzan, Richard F. Gilberg, CENGAGE.
- 2) The C Programming Language, Brian W. Kernighan, Dennis M. Ritchie, 2e, Pearson.

Reference Books:

- 1) Computer Fundamentals and Programming, Sumithabha Das, Mc Graw Hill.
- 2) Programming in C, Ashok N. Kamthane, Amit Kamthane, Pearson.
- 3) Computer Fundamentals and Programming in C, Pradip Dey, Manas Ghosh, OXFORD.



JAWAHARLAL NEHRU TECHNOLOGICAL UNIVERSITY KAKINADA
KAKINADA – 533 003, Andhra Pradesh, India

DEPARTMENT OF COMPUTER SCIENCE & ENGINEERING

I Year - I Semester		L	T	P	C
		1	0	4	3
COMPUTER ENGINEERING WORKSHOP					

Course Objectives:

The objective of this course is to

- Explain the internal parts of a computer, peripherals, I/O ports, connecting cables
- Demonstrate basic command line interface commands on Linux
- Teach the usage of Internet for productivity and self paced lifelong learning
- Describe about Compression, Multimedia and Antivirus tools
- Demonstrate Office Tools such as Word processors, Spreadsheets and Presentation tools

Course Outcomes:

Students should be able to:

- Assemble and disassemble components of a PC
- Construct a fully functional virtual machine, Summarize various Linux operating system commands,
- Recognize characters & extract text from scanned images, Create audio files and podcasts

Computer Hardware:

Experiment 1: Identification of peripherals of a PC, Laptop, Server and Smart Phones: Prepare a report containing the block diagram along with the configuration of each component and its functionality, Input/ Output devices, I/O ports and interfaces, main memory, cache memory and secondary storage technologies, digital storage basics, networking components and speeds.

Operating Systems:

Experiment 2: Virtual Machine setup:

- Setting up and configuring a new Virtual Machine
- Setting up and configuring an existing Virtual Machine
- Exporting and packaging an existing Virtual Machine into a portable format

Experiment 2: Operating System installation:

- Installing an Operating System such as Linux on Computer hardware.

Experiment 3: Linux Operating System commands:

- General command syntax
- Basic *help* commands
- Basic File system commands
- Date and Time
- Basic Filters and Text processing
- Basic File compression commands
- Miscellaneous: apt-get, vi editor

Networking and Internet:

Experiment 4: Networking Commands:

- ping, ssh, ifconfig, scp, netstat, ipstat, nslookup, traceroute, telnet, host, ftp, arp, wget, route

Experiment 5: Internet Services:

- Web Browser usage and advanced settings like LAN, proxy, content, privacy, security, cookies, extensions/ plugins



JAWAHARLAL NEHRU TECHNOLOGICAL UNIVERSITY KAKINADA
KAKINADA – 533 003, Andhra Pradesh, India

DEPARTMENT OF COMPUTER SCIENCE & ENGINEERING

- Antivirus installation, configuring a firewall, blocking pop-ups
- Email creation and usage, Creating a Digital Profile on LinkedIn

Productivity Tools:

Experiment 6: Basic HTML tags, Introduction to HTML5 and its tags, Introduction to CSS3 and its properties. Preparation of a simple website/ homepage,

Assignment: Develop your home page using HTML Consisting of your photo, name, address and education details as a table and your skill set as a list.

Features to be covered:- Layouts, Inserting text objects, Editing text objects, Inserting Tables, Working with menu objects, Inserting pages, Hyper linking, Renaming, deleting, modifying pages, etc.,

Internet of Things (IoT): IoT fundamentals, applications, protocols, communication models, architecture, IoT devices

Office Tools:

Experiment 7: Demonstration and Practice on Text Editors like Notepad++, Sublime Text, Atom, Brackets, Visual code, etc

Experiment 8: Demonstration and practice on Microsoft Word, Power Point, Microsoft Excel

Experiment 10: Demonstration and practice on LaTeX and produce professional pdf documents.

Text Books:

- 1) Computer Fundamentals, Anita Goel, Pearson Education, 2017
- 2) PC Hardware Trouble Shooting Made Easy, TMH

References Books:

- 1) Essential Computer and IT Fundamentals for Engineering and Science Students, Dr.N.B.Vekateswarlu, S.Chand

e-Resources:

- 1) https://explorersposts.grc.nasa.gov/post631/2006-2007/computer_basics/ComputerPorts.doc



JAWAHARLAL NEHRU TECHNOLOGICAL UNIVERSITY KAKINADA
KAKINADA – 533 003, Andhra Pradesh, India

DEPARTMENT OF COMPUTER SCIENCE & ENGINEERING

I Year - I Semester		L	T	P	C
		0	0	3	1.5
ENGLISH COMMUNICATION SKILLS LABORATORY					

UNIT I:

Vowels, Consonants, Pronunciation, Phonetic Transcription, Common Errors in Pronunciation,

UNIT II:

Word stress-di-syllabic words, poly-syllabic words, weak and strong forms, contrastive stress
(Homographs)

UNIT III: Stress in compound words,rhythm, intonation,accent neutralisation.

UNIT IV: Listening to short audio texts and identifying the context and specific pieces of information
to answer a series of questions in speaking.

UNIT V: Newspapers reading;Understanding and identifying key terms and structures useful for writing
reports.

Text Book:

1.“Infotech English”, Maruthi Publications.

Reference Books:

1. Exercises in Spoken English Part 1,2,3,4, OUP and CIEFL.
2. English Pronunciation in use- Mark Hancock, Cambridge University Press.
3. English Phonetics and Phonology-Peter Roach, Cambridge University Press.
4. English Pronunciation in use- Mark Hewings, Cambridge University Press.
5. English Pronunciation Dictionary- Daniel Jones, Cambridge University Press.
6. English Phonetics for Indian Students- P. Bala Subramanian, Mac Millan Publications.



JAWAHARLAL NEHRU TECHNOLOGICAL UNIVERSITY KAKINADA
KAKINADA – 533 003, Andhra Pradesh, India

DEPARTMENT OF COMPUTER SCIENCE & ENGINEERING

I Year - I Semester		L	T	P	C
		0	0	3	1.5
APPLIED PHYSICS LAB					

(For All Circuital Branches like CSE, ECE, EEE etc.)
 (Any 10 of the following listed experiments)

List of Applied Physics Experiments

1. Determination of thickness of thin object by wedge method.
2. Determination of radius of curvature of a given plano convex lens by Newton's rings.
3. Determination of wavelengths of different spectral lines in mercury spectrum using diffraction grating in normal incidence configuration.
4. Determination of dispersive power of the prism.
5. Determination of dielectric constant using charging and discharging method.
6. Study the variation of B versus H by magnetizing the magnetic material (B-H curve).
7. Determination of numerical aperture and acceptance angle of an optical fiber.
8. Determination of wavelength of Laser light using diffraction grating.
9. Estimation of Planck's constant using photoelectric effect.
10. Determination of the resistivity of semiconductor by four probe method.
11. To determine the energy gap of a semiconductor using p-n junction diode.
12. Magnetic field along the axis of a current carrying circular coil by Stewart & Gee's Method
13. Determination of Hall voltage and Hall coefficient of a given semiconductor using Hall Effect .
14. Measurement of resistance of a semiconductor with varying temperature.
15. Resistivity of a Superconductor using four probe method & Meissner effect.

References:

1. S. Balasubramanian, M.N. Srinivasan "A Text Book of Practical Physics"- S Chand Publishers, 2017.



JAWAHARLAL NEHRU TECHNOLOGICAL UNIVERSITY KAKINADA

KAKINADA – 533 003, Andhra Pradesh, India

DEPARTMENT OF COMPUTER SCIENCE & ENGINEERING

I Year - I Semester		L	T	P	C
		0	0	3	1.5
PROGRAMMING FOR PROBLEM SOLVING USING C LAB					

Course Objectives:

- Apply the principles of C language in problem solving.
- To design flowcharts, algorithms and knowing how to debug programs.
- To design & develop of C programs using arrays, strings pointers & functions.
- To review the file operations, preprocessor commands.

Course Outcomes:

By the end of the Lab, the student

- Gains Knowledge on various concepts of a C language.
- Able to draw flowcharts and write algorithms.
- Able design and development of C problem solving skills.
- Able to design and develop modular programming skills.
- Able to trace and debug a program

Exercise 1:

1. Write a C program to print a block F using hash (#), where the F has a height of six characters and width of five and four characters.
2. Write a C program to compute the perimeter and area of a rectangle with a height of 7 inches and width of 5 inches.
3. Write a C program to display multiple variables.

Exercise 2:

1. Write a C program to calculate the distance between the two points.
2. Write a C program that accepts 4 integers p, q, r, s from the user where r and s are positive and p is even. If q is greater than r and s is greater than p and if the sum of r and s is greater than the sum of p and q print "Correct values", otherwise print "Wrong values".

Exercise 3:

1. Write a C program to convert a string to a long integer.
2. Write a program in C which is a Menu-Driven Program to compute the area of the various geometrical shape.
3. Write a C program to calculate the factorial of a given number.

Exercise 4:

1. Write a program in C to display the n terms of even natural number and their sum.
2. Write a program in C to display the n terms of harmonic series and their sum.
1 + 1/2 + 1/3 + 1/4 + 1/5 ... 1/n terms.
3. Write a C program to check whether a given number is an Armstrong number or not.

Exercise 5:

1. Write a program in C to print all unique elements in an array.
2. Write a program in C to separate odd and even integers in separate arrays.
3. Write a program in C to sort elements of array in ascending order.



JAWAHARLAL NEHRU TECHNOLOGICAL UNIVERSITY KAKINADA
KAKINADA – 533 003, Andhra Pradesh, India

DEPARTMENT OF COMPUTER SCIENCE & ENGINEERING

Exercise 6:

1. Write a program in C for multiplication of two square Matrices.
2. Write a program in C to find transpose of a given matrix.

Exercise 7:

1. Write a program in C to search an element in a row wise and column wise sorted matrix.
2. Write a program in C to print individual characters of string in reverse order.

Exercise 8:

1. Write a program in C to compare two strings without using string library functions.
2. Write a program in C to copy one string to another string.

Exercise 9:

1. Write a C Program to Store Information Using Structures with Dynamically Memory Allocation
2. Write a program in C to demonstrate how to handle the pointers in the program.

Exercise 10:

1. Write a program in C to demonstrate the use of & (address of) and *(value at address) operator.
2. Write a program in C to add two numbers using pointers.

Exercise 11:

1. Write a program in C to add numbers using call by reference.
2. Write a program in C to find the largest element using Dynamic Memory Allocation.

Exercise 12:

1. Write a program in C to swap elements using call by reference.
2. Write a program in C to count the number of vowels and consonants in a string using a pointer.

Exercise 13:

1. Write a program in C to show how a function returning pointer.
2. Write a C program to find sum of n elements entered by user. To perform this program, allocate memory dynamically using malloc() function.

Exercise 14:

1. Write a C program to find sum of n elements entered by user. To perform this program, allocate memory dynamically using calloc() function. Understand the difference between the above two programs
2. Write a program in C to convert decimal number to binary number using the function.

Exercise 15:

1. Write a program in C to check whether a number is a prime number or not using the function.
2. Write a program in C to get the largest element of an array using the function.

Exercise 16:

1. Write a program in C to append multiple lines at the end of a text file.
2. Write a program in C to copy a file in another name.
3. Write a program in C to remove a file from the disk.



JAWAHARLAL NEHRU TECHNOLOGICAL UNIVERSITY KAKINADA

KAKINADA – 533 003, Andhra Pradesh, India

DEPARTMENT OF COMPUTER SCIENCE & ENGINEERING

I Year - II Semester		L	T	P	C
		3	0	0	3
MATHEMATICS-II (Linear Algebra And Numerical Methods)					

Course Objectives:

- To instruct the concept of Matrices in solving linear algebraic equations
- To elucidate the different numerical methods to solve nonlinear algebraic equations
- To disseminate the use of different numerical techniques for carrying out numerical integration.
- To equip the students with standard concepts and tools at an intermediate to advanced level mathematics to develop the confidence and ability among the students to handle various real world problems and their applications.

Course Outcomes: At the end of the course, the student will be able to

- develop the use of matrix algebra techniques that is needed by engineers for practical applications (L6)
- solve system of linear algebraic equations using Gauss elimination, Gauss Jordan, Gauss Seidel (L3)
- evaluate the approximate roots of polynomial and transcendental equations by different algorithms (L5)
- apply Newton's forward & backward interpolation and Lagrange's formulae for equal and unequal intervals (L3)
- apply numerical integral techniques to different Engineering problems (L3)
- apply different algorithms for approximating the solutions of ordinary differential equations with initial conditions to its analytical computations (L3)

UNIT – I: Solving systems of linear equations, Eigen values and Eigen vectors: (10hrs)

Rank of a matrix by echelon form and normal form – Solving system of homogeneous and non-homogeneous linear equations – Gauss Elimination method – Eigenvalues and Eigen vectors and properties (article-2.14 in text book-1).

Unit – II: Cayley–Hamilton theorem and Quadratic forms: (10hrs)

Cayley-Hamilton theorem (without proof) – Applications – Finding the inverse and power of a matrix by Cayley-Hamilton theorem – Reduction to Diagonal form – Quadratic forms and nature of the quadratic forms – Reduction of quadratic form to canonical forms by orthogonal transformation. Singular values of a matrix, singular value decomposition (text book-3).

UNIT – III: Iterative methods: (8 hrs)

Introduction– Bisection method–Secant method – Method of false position– Iteration method – Newton-Raphson method (One variable and simultaneous Equations) – Jacobi and Gauss-Seidel methods for solving system of equations numerically.

UNIT – IV: Interpolation: (10 hrs)

Introduction– Errors in polynomial interpolation – Finite differences– Forward differences– Backward differences –Central differences – Relations between operators – Newton's forward and backward formulae for interpolation – Interpolation with unequal intervals – Lagrange's interpolation formula– Newton's divide difference formula.



JAWAHARLAL NEHRU TECHNOLOGICAL UNIVERSITY KAKINADA
KAKINADA – 533 003, Andhra Pradesh, India

DEPARTMENT OF COMPUTER SCIENCE & ENGINEERING

UNIT – V: Numerical differentiation and integration, Solution of ordinary differential equations with initial conditions: (10 hrs)

Numerical differentiation using interpolating polynomial – Trapezoidal rule– Simpson's $1/3^{\text{rd}}$ and $3/8^{\text{th}}$ rule– Solution of initial value problems by Taylor's series– Picard's method of successive approximations– Euler's method –Runge-Kutta method (second and fourth order).

Text Books:

1. B. S. Grewal, Higher Engineering Mathematics, 44th Edition, Khanna Publishers.
2. B. V. Ramana, Higher Engineering Mathematics, 2007 Edition, Tata Mc. Graw Hill Education.
3. David Poole, Linear Algebra- A modern introduction, 4th Edition, Cengage.

Reference Books:

1. Steven C. Chapra, Applied Numerical Methods with MATLAB for Engineering and Science, Tata Mc. Graw Hill Education.
2. M. K. Jain, S.R.K. Iyengar and R.K. Jain, Numerical Methods for Scientific and Engineering Computation, New Age International Publications.
3. Lawrence Turyn, Advanced Engineering Mathematics, CRC Press.



JAWAHARLAL NEHRU TECHNOLOGICAL UNIVERSITY KAKINADA
KAKINADA – 533 003, Andhra Pradesh, India

DEPARTMENT OF COMPUTER SCIENCE & ENGINEERING

I Year - II Semester		L	T	P	C
		3	0	0	3
APPLIED CHEMISTRY					

Course Objectives

- Importance of usage of plastics in household appliances and composites (FRP) in aerospace and automotive industries.
- Outline the basics for the construction of electrochemical cells, batteries and fuel cells. Understand the mechanism of corrosion and how it can be prevented.
- Explain the preparation of semiconductors and nanomaterials, engineering applications of nanomaterials, superconductors and liquid crystals.
- Recall the increase in demand for power and hence alternative sources of power are studied due to depleting sources of fossil fuels. Advanced instrumental techniques are introduced.
- Outline the basics of computational chemistry and molecular switches

UNIT I: POLYMER TECHNOLOGY

8 hrs

Polymerisation:- Introduction, methods of polymerization (emulsion and suspension), mechanical properties.

Plastics: Compounding, fabrication (compression, injection, blown film and extrusion), preparation, properties and applications (PVC, polycarbonates and Bakelite), mention some examples of plastic materials used in electronic gadgets, recycling of e-plastic waste (waste to wealth).

Elastomers:- Introduction, preparation, properties and applications (Buna S, thiokol and polyurethanes).

Composite materials: Fiber reinforced plastics, conducting polymers, biodegradable polymers, biopolymers, biomedical polymers.

Course Outcomes: At the end of this unit, the students will be able to

- Analyze the different types of composite plastic materials and interpret the mechanism of conduction in conducting polymers.

UNIT II: ELECTROCHEMICAL CELLS AND CORROSION

10 hrs

Single electrode potential, electrochemical series and uses of series, standard hydrogen electrode, calomel electrode, construction of glass electrode, batteries (Dry cell, Li ion battery and zinc air cells), fuel cells (H₂-O₂, CH₃OH-O₂, phosphoric acid and molten carbonate).

Corrosion:- Definition, theories of corrosion (chemical and electrochemical), galvanic corrosion, differential aeration corrosion, stress corrosion, galvanic series, factors influencing rate of corrosion, corrosion control (proper designing and cathodic protection), Protective coatings (surface preparation, cathodic coatings, anodic coatings, electroplating and electroless plating [nickel]), Paints (constituents, functions and special paints).

Course Outcomes: At the end of this unit, the students will be able to

- Utilize the theory of construction of electrodes, batteries and fuel cells in redesigning new engineering products and categorize the reasons for corrosion and study methods to control corrosion.



JAWAHARLAL NEHRU TECHNOLOGICAL UNIVERSITY KAKINADA
KAKINADA – 533 003, Andhra Pradesh, India

DEPARTMENT OF COMPUTER SCIENCE & ENGINEERING

UNIT III: MATERIAL CHEMISTRY

10 hrs

Part I : Non-elemental semiconducting materials:- Stoichiometric, controlled valency & chalcogen photo/semiconductors-preparation of semiconductors (distillation, zone refining, Czochralski crystal pulling, epitaxy, diffusion, ion implantation) - Semiconductor devices (p-n junction diode as rectifier, junction transistor).

Insulators & magnetic materials: electrical insulators-ferro and ferri magnetism-Hall effect and its applications.

Part II: Nano materials:- Introduction, sol-gel method, characterization by (Brunauer Emmet Teller [BET]), (scanning electron microscopy [SEM]) and (transmission electron microscopy [TEM]), applications of graphene and fullerenes, carbon nanotubes (types, preparation and applications)

Liquid crystals:- Introduction-types-applications.

Super conductors:-Type –I, Type II-characteristics and applications

Course Outcomes: At the end of this unit, the students will be able to

- Synthesize nanomaterials for modern advances of engineering technology.
- Summarize the preparation of semiconductors; analyze the applications of liquid crystals and superconductors.

UNIT IV: SPECTROSCOPIC TECHNIQUES & NON-CONVENTIONAL ENERGY SOURCES

10 hrs

Part A: SPECTROSCOPIC TECHNIQUES

Electromagnetic spectrum-UV (laws of absorption, instrumentation, theory of electronic spectroscopy, Frank-condon principle, chromophores and auxochromes, intensity shifts, applications), FT-IR [instrumentation and differentiation of sp, sp², sp³ and IR stretching of functional groups (alcohols, carbonyls, amines) applications], magnetic resonance imaging and CT scan (procedure & applications).

Part B: NON-CONVENTIONAL ENERGY SOURCES

Design, working, schematic diagram, advantages and disadvantages of photovoltaic cell, hydropower, geothermal power, tidal and wave power, ocean thermal energy conversion.

Course Outcomes: At the end of this unit, the students will be able to

- Analyze the principles of different analytical instruments and their applications.
- Design models for energy by different natural sources.

UNIT V: ADVANCED CONCEPTS/TOPICS IN CHEMISTRY

8 hrs

Computational chemistry: Introduction to computational chemistry, molecular modelling and docking studies

Molecular switches: characteristics of molecular motors and machines, Rotaxanes and Catenanes as artificial molecular machines, prototypes – linear motions in rotaxanes, an acid-base controlled molecular shuttle, a molecular elevator, an autonomous light-powered molecular motor

Course Outcomes: At the end of this unit, the students will be able to

- Obtain the knowledge of computational chemistry and molecular machines

Text Books:

1. P.C. Jain and M. Jain “Engineering Chemistry”, 15/e, Dhanpat Rai & Sons, Delhi, (Latest edition).
2. Shikha Agarwal, “Engineering Chemistry”, Cambridge University Press, New Delhi, (2019).
3. S.S. Dara, “A Textbook of Engineering Chemistry”, S.Chand & Co, (2010).
4. Shashi Chawla, “Engineering Chemistry”, Dhanpat Rai Publishing Co. (Latest edition).



JAWAHARLAL NEHRU TECHNOLOGICAL UNIVERSITY KAKINADA
KAKINADA – 533 003, Andhra Pradesh, India

DEPARTMENT OF COMPUTER SCIENCE & ENGINEERING

Reference Books:

1. K. Sesa Maheshwaramma and Mridula Chugh, “Engineering Chemistry”, Pearson India Edn.
2. O.G. Palana, “Engineering Chemistry”, Tata McGraw Hill Education Private Limited, (2009).
3. CNR Rao and JM Honig (Eds) “Preparation and characterization of materials” Academic press, New York (latest edition)
4. B. S. Murthy, P. Shankar and others, “Textbook of Nanoscience and Nanotechnology”, University press (latest edition)



JAWAHARLAL NEHRU TECHNOLOGICAL UNIVERSITY KAKINADA

KAKINADA – 533 003, Andhra Pradesh, India

DEPARTMENT OF COMPUTER SCIENCE & ENGINEERING

I Year - II Semester		L	T	P	C
		3	0	0	3
COMPUTER ORGANIZATION					

Course Objectives:

The purpose of the course is to introduce principles of computer organization and the basic architectural concepts. It provides an in depth understanding of basic organization, design, programming of a simple digital computer, computer arithmetic, instruction set design, microprogrammed control unit, pipelining and vector processing, memory organization and I/O systems.

Course Outcomes:

By the end of the course the student will be able to

- Demonstrate and understanding of the design of the functional units of a digital computer system.
- Relate Postulates of Boolean algebra and minimize combinational functions
- Recognize and manipulate representations of numbers stored in digital computers
- Build the logic families and realization of logic gates.
- Design and analyze combinational and sequential circuits
- Recall the internal organization of computers, CPU, memory unit and Input/Outputs and the relations between its main components
- Solve elementary problems by assembly language programming

UNIT I:

Digital Computers and Data Representation: Introduction ,Numbering Systems, Decimal to Binary Conversion, Binary Coded Decimal Numbers, Weighted Codes, Self-Complementing Codes, Cyclic Codes, Error Detecting Codes, Error Correcting Codes, Hamming Code for Error Correction, Alphanumeric Codes, ASCII Code

Data Representation: Data types, Complements, Fixed Point Representation, Floating Point Representation.

Boolean Algebra and Logical gates:

Boolean Algebra :Theorems and properties, Boolean functions, canonical and standard forms , minimization of Boolean functions using algebraic identities; Karnaugh map representation and minimization using two and three variable Maps ;Logical gates ,universal gates and Two-level realizations using gates : AND-OR, OR-AND, NAND-NAND and NOR-NOR structures

UNIT II:

Digital logic circuits: Combinatorial Circuits: Introduction, Combinatorial Circuit Design Procedure, Implementation using universal gates, Multi-bit adder, Multiplexers, Demultiplexers, Decoders

Sequential Switching Circuits: Latches and Flip-Flops, Ripple counters using T flip-flops; Synchronous counters: Shift Registers; Ring counters



JAWAHARLAL NEHRU TECHNOLOGICAL UNIVERSITY KAKINADA
KAKINADA – 533 003, Andhra Pradesh, India

DEPARTMENT OF COMPUTER SCIENCE & ENGINEERING

UNIT III:

Computer Arithmetic: Addition and subtraction, multiplication Algorithms, Booth multiplication algorithm, Division Algorithms, Floating – point Arithmetic operations.

Register Transfer language and microinstructions : Bus memory transfer, arithmetic and logical micro-operations, shift and rotate micro-operations

Basic Computer Organization and Design: Stored program concept, computer Registers, common bus system, Computer instructions, Timing and Control, Instruction cycle, Memory Reference Instructions, Input–Output configuration and program Interrupt.

UNIT IV:

Microprogrammed Control: Control memory, Address sequencing, microprogram example, design of control unit.

Central Processing Unit: General Register Organization, Instruction Formats, Addressing modes, Data Transfer and Manipulation, Program Control: conditional Flags and Branching

UNIT V:

Memory Organization: Memory Hierarchy, Main Memory, Auxiliary memory, Associate Memory, Cache Memory.

Input-Output Organization: Input-Output Interface, Asynchronous data transfer, Modes of Transfer, Priority Interrupt Direct memory Access.

Text Books:

1. Digital Logic and Computer Design, Moriss Mano, 11th Edition, Pearson Education.
2. Computer System Architecture, 3rd ed., M. Morris Mano, PHI

Reference Books:

1. Digital Logic and Computer Organization, Rajaraman, Radhakrishnan, PHI, 2006
2. Computer Organization, 5th ed., Hamacher, Vranesic and Zaky, TMH, 2002
3. Computer Organization & Architecture : Designing for Performance, 7th ed., William Stallings, PHI, 2006



JAWAHARLAL NEHRU TECHNOLOGICAL UNIVERSITY KAKINADA
KAKINADA – 533 003, Andhra Pradesh, India

DEPARTMENT OF COMPUTER SCIENCE & ENGINEERING

I Year – II Semester		L	T	P	C
		3	0	0	3
PYTHON PROGRAMMING					

Course Objectives:

The Objectives of Python Programming are

- To learn about Python programming language syntax, semantics, and the runtime environment
- To be familiarized with universal computer programming concepts like data types, containers
- To be familiarized with general computer programming concepts like conditional execution, loops & functions
- To be familiarized with general coding techniques and object-oriented programming

Course Outcomes:

- Develop essential programming skills in computer programming concepts like data types, containers
- Apply the basics of programming in the Python language
- Solve coding tasks related conditional execution, loops
- Solve coding tasks related to the fundamental notions and techniques used in object-oriented programming

UNIT I

Introduction: Introduction to Python, Program Development Cycle, Input, Processing, and Output, Displaying Output with the Print Function, Comments, Variables, Reading Input from the Keyboard, Performing Calculations, Operators. Type conversions, Expressions, More about Data Output.

Data Types, and Expression: Strings Assignment, and Comment, Numeric Data Types and Character Sets, Using functions and Modules.

Decision Structures and Boolean Logic: if, if-else, if-elif-else Statements, Nested Decision Structures, Comparing Strings, Logical Operators, Boolean Variables. Repetition Structures: Introduction, while loop, for loop, Calculating a Running Total, Input Validation Loops, Nested Loops.

UNIT II

Control Statement: Definite iteration for Loop Formatting Text for output, Selection if and if else Statement Conditional Iteration The While Loop

Strings and Text Files: Accessing Character and Substring in Strings, Data Encryption, Strings and Number Systems, String Methods Text Files.

UNIT III

List and Dictionaries: Lists, Defining Simple Functions, Dictionaries

Design with Function: Functions as Abstraction Mechanisms, Problem Solving with Top Down Design, Design with Recursive Functions, Case Study Gathering Information from a File System, Managing a Program's Namespace, Higher Order Function.

Modules: Modules, Standard Modules, Packages.



JAWAHARLAL NEHRU TECHNOLOGICAL UNIVERSITY KAKINADA
KAKINADA – 533 003, Andhra Pradesh, India

DEPARTMENT OF COMPUTER SCIENCE & ENGINEERING

UNIT IV

File Operations: Reading config files in python, Writing log files in python, Understanding read functions, read(), readline() and readlines(), Understanding write functions, write() and writelines(), Manipulating file pointer using seek, Programming using file operations

Object Oriented Programming: Concept of class, object and instances, Constructor, class attributes and destructors, Real time use of class in live projects, Inheritance , overlapping and overloading operators, Adding and retrieving dynamic attributes of classes, Programming using Oops support

Design with Classes: Objects and Classes, Data modeling Examples, Case Study An ATM, Structuring Classes with Inheritance and Polymorphism

UNIT V

Errors and Exceptions: Syntax Errors, Exceptions, Handling Exceptions, Raising Exceptions, User-defined Exceptions, Defining Clean-up Actions, Redefined Clean-up Actions.

Graphical User Interfaces: The Behavior of Terminal Based Programs and GUI -Based, Programs, Coding Simple GUI-Based Programs, Other Useful GUI Resources.

Programming: Introduction to Programming Concepts with Scratch.

Text Books

- 1) Fundamentals of Python First Programs, Kenneth. A. Lambert, Cengage.
- 2) Python Programming: A Modern Approach, Vamsi Kurama, Pearson.

Reference Books:

- 1) Introduction to Python Programming, Gowrishankar.S, Veena A, CRC Press.
- 2) Introduction to Programming Using Python, Y. Daniel Liang, Pearson.

e-Resources:

https://www.tutorialspoint.com/python3/python_tutorial.pdf



JAWAHARLAL NEHRU TECHNOLOGICAL UNIVERSITY KAKINADA
KAKINADA – 533 003, Andhra Pradesh, India

DEPARTMENT OF COMPUTER SCIENCE & ENGINEERING

I Year – II Semester		L	T	P	C
		3	0	0	3
DATA STRUCTURES					

Course Objectives:

The objective of the course is to

- Introduce the fundamental concept of data structures and abstract data types
- Emphasize the importance of data structures in developing and implementing efficient algorithms
- Describe how arrays, records, linked structures, stacks, queues, trees, and graphs are represented in memory and used by algorithms

Course Outcomes:

After completing this course a student will be able to:

- Summarize the properties, interfaces, and behaviors of basic abstract data types
- Discuss the computational efficiency of the principal algorithms for sorting & searching
- Use arrays, records, linked structures, stacks, queues, trees, and Graphs in writing programs
- Demonstrate different methods for traversing trees

UNIT I

Data Structures - Definition, Classification of Data Structures, Operations on Data Structures, Abstract Data Type (ADT), Preliminaries of algorithms. Time and Space complexity.

Searching - Linear search, Binary search, Fibonacci search.

Sorting- Insertion sort, Selection sort, Exchange (Bubble sort, quick sort), distribution (radix sort), merging (Merge sort) algorithms.

UNIT II

Linked List: Introduction, Single linked list, Representation of Linked list in memory, Operations on Single Linked list-Insertion, Deletion, Search and Traversal ,Reversing Single Linked list, Applications on Single Linked list- Polynomial Expression Representation ,Addition and Multiplication, Sparse Matrix Representation using Linked List, Advantages and Disadvantages of Single Linked list, Double Linked list-Insertion, Deletion, Circular Linked list-Insertion, Deletion.

UNIT III

Queues: Introduction to Queues, Representation of Queues-using Arrays and using Linked list, Implementation of Queues-using Arrays and using Linked list, Application of Queues-Circular Queues, Deques, Priority Queues, Multiple Queues.

Stacks: Introduction to Stacks, Array Representation of Stacks, Operations on Stacks, Linked list Representation of Stacks, Operations on Linked Stack, Applications-Reversing list, Factorial Calculation, Infix to Postfix Conversion, Evaluating Postfix Expressions.

UNIT IV

Trees: Basic Terminology in Trees, Binary Trees-Properties, Representation of Binary Trees using Arrays and Linked lists. Binary Search Trees- Basic Concepts, BST Operations: Insertion, Deletion, Tree Traversals, Applications-Expression Trees, Heap Sort, Balanced Binary Trees- AVL Trees, Insertion, Deletion and Rotations.



JAWAHARLAL NEHRU TECHNOLOGICAL UNIVERSITY KAKINADA
KAKINADA – 533 003, Andhra Pradesh, India

DEPARTMENT OF COMPUTER SCIENCE & ENGINEERING

UNIT V

Graphs: Basic Concepts, Representations of Graphs-Adjacency Matrix and using Linked list, Graph Traversals (BFT & DFT), Applications- Minimum Spanning Tree Using Prim's & Kruskal's Algorithm, Dijkstra's shortest path, Transitive closure, Warshall's Algorithm.

Text Books:

- 1) Data Structures Using C. 2nd Edition. Reema Thareja, Oxford.
- 2) Data Structures and algorithm analysis in C, 2nded, Mark Allen Weiss.

Reference Books:

- 1) Fundamentals of Data Structures in C, 2nd Edition, Horowitz, Sahni, Universities Press.
- 2) Data Structures: A PseudoCode Approach, 2/e, Richard F. Gilberg, Behrouz A. Forouzan, Cengage.
- 3) Data Structures with C, Seymour Lipschutz TMH

e-Resources:

- 1) <http://algs4.cs.princeton.edu/home/>
- 2) https://faculty.washington.edu/jstraub/dsa/Master_2_7a.pdf



JAWAHARLAL NEHRU TECHNOLOGICAL UNIVERSITY KAKINADA
KAKINADA – 533 003, Andhra Pradesh, India

DEPARTMENT OF COMPUTER SCIENCE & ENGINEERING

I Year - II Semester		L	T	P	C
		0	0	3	1.5
APPLIED CHEMISTRY LAB					

Introduction to Chemistry laboratory – Molarity, normality, primary, secondary standard solutions, volumetric titrations, quantitative analysis

1. Determination of HCl using standard Na₂CO₃ solution.
2. Determination of alkalinity of a sample containing Na₂CO₃ and NaOH.
3. Determination of Mn⁺² using standard oxalic acid solution.
4. Determination of ferrous iron using standard K₂Cr₂O₇ solution.
5. Determination of Cu⁺² using standard hypo solution.
6. Determination of temporary and permanent hardness of water using standard EDTA solution.
7. Determination of Fe⁺³ by a colorimetric method.
8. Determination of the concentration of acetic acid using sodium hydroxide (pH-metry method).
9. Determination of iso-electric point of amino acids using pH-metry method/conductometric method.
10. Determination of the concentration of strong acid vs strong base (by conductometric method).
11. Determination of strong acid vs strong base (by potentiometric method).
12. Determination of Mg⁺² present in an antacid.
13. Determination of CaCO₃ present in an egg shell.
14. Estimation of Vitamin C.
15. Determination of phosphoric content in soft drinks.
16. Adsorption of acetic acid by charcoal.
17. Preparation of nylon-6, 6 and Bakelite (demonstration only).

Of the above experiments at-least 10 assessment experiments should be completed in a semester.

Outcomes: The students entering into the professional course have practically very little exposure to lab classes. The experiments introduce volumetric analysis; redox titrations with different indicators; EDTA titrations; then they are exposed to a few instrumental methods of chemical analysis. Thus at the end of the lab course, the student is exposed to different methods of chemical analysis and use of some commonly employed instruments. They thus acquire some experimental skills.

Reference Books

1. A Textbook of Quantitative Analysis, Arthur J. Vogel.



JAWAHARLAL NEHRU TECHNOLOGICAL UNIVERSITY KAKINADA
KAKINADA – 533 003, Andhra Pradesh, India

DEPARTMENT OF COMPUTER SCIENCE & ENGINEERING

I Year - II Semester		L	T	P	C
		0	0	3	1.5
PYTHON PROGRAMMING LAB					

Course Objectives:

The Objectives of Python Programming are

- *To learn about Python programming language syntax, semantics, and the runtime environment*
- *To be familiarized with universal computer programming concepts like data types, containers*
- *To be familiarized with general computer programming concepts like conditional execution, loops & functions*
- *To be familiarized with general coding techniques and object-oriented programming*

Course Outcomes:

- Develop essential programming skills in computer programming concepts like data types, containers
- Apply the basics of programming in the Python language
- Solve coding tasks related conditional execution, loops
- Solve coding tasks related to the fundamental notions and techniques used in object-oriented programming

List of Experiments:

- 1) Write a program that asks the user for a weight in kilograms and converts it to pounds. There are 2.2 pounds in a kilogram.
- 2) Write a program that asks the user to enter three numbers (use three separate input statements). Create variables called total and average that hold the sum and average of the three numbers and print out the values of total and average.
- 3) Write a program that uses a *for* loop to print the numbers 8, 11, 14, 17, 20, . . . , 83, 86, 89.
- 4) Write a program that asks the user for their name and how many times to print it. The program should print out the user's name the specified number of times.
- 5) Use a *for* loop to print a triangle like the one below. Allow the user to specify how high the triangle should be.


```
*
**
***
****
```
- 6) Generate a random number between 1 and 10. Ask the user to guess the number and print a message based on whether they get it right or not.
- 7) Write a program that asks the user for two numbers and prints *Close* if the numbers are within .001 of each other and *Not close* otherwise.
- 8) Write a program that asks the user to enter a word and prints out whether that word contains any vowels.
- 9) Write a program that asks the user to enter two strings of the same length. The program should then check to see if the strings are of the same length. If they are not, the program should print an appropriate message and exit. If they are of the same



JAWAHARLAL NEHRU TECHNOLOGICAL UNIVERSITY KAKINADA
KAKINADA – 533 003, Andhra Pradesh, India

DEPARTMENT OF COMPUTER SCIENCE & ENGINEERING

- length, the program should alternate the characters of the two strings. For example, if the user enters *abcde* and *ABCDE* the program should print out *AaBbCcDdEe*.
- 10) Write a program that asks the user for a large integer and inserts commas into it according to the standard American convention for commas in large numbers. For instance, if the user enters 1000000, the output should be 1,000,000.
 - 11) In algebraic expressions, the symbol for multiplication is often left out, as in $3x+4y$ or $3(x+5)$. Computers prefer those expressions to include the multiplication symbol, like $3*x+4*y$ or $3*(x+5)$. Write a program that asks the user for an algebraic expression and then inserts multiplication symbols where appropriate.
 - 12) Write a program that generates a list of 20 random numbers between 1 and 100.
 - (a) Print the list.
 - (b) Print the average of the elements in the list.
 - (c) Print the largest and smallest values in the list.
 - (d) Print the second largest and second smallest entries in the list
 - (e) Print how many even numbers are in the list.
 - 13) Write a program that asks the user for an integer and creates a list that consists of the factors of that integer.
 - 14) Write a program that generates 100 random integers that are either 0 or 1. Then find the longest run of zeros, the largest number of zeros in a row. For instance, the longest run of zeros in $[1,0,1,1,0,0,0,0,1,0,0]$ is 4.
 - 15) Write a program that removes any repeated items from a list so that each item appears at most once. For instance, the list $[1,1,2,3,4,3,0,0]$ would become $[1,2,3,4,0]$.
 - 16) Write a program that asks the user to enter a length in feet. The program should then give the user the option to convert from feet into inches, yards, miles, millimeters, centimeters, meters, or kilometers. Say if the user enters a 1, then the program converts to inches, if they enter a 2, then the program converts to yards, etc. While this can be done with if statements, it is much shorter with lists and it is also easier to add new conversions if you use lists.
 - 17) Write a function called *sum_digits* that is given an integer num and returns the sum of the digits of num.
 - 18) Write a function called *first_diff* that is given two strings and returns the first location in which the strings differ. If the strings are identical, it should return -1.
 - 19) Write a function called *number_of_factors* that takes an integer and returns how many factors the number has.
 - 20) Write a function called *is_sorted* that is given a list and returns True if the list is sorted and False otherwise.
 - 21) Write a function called *root* that is given a number x and an integer n and returns $x^{1/n}$. In the function definition, set the default value of n to 2.
 - 22) Write a function called *primes* that is given a number n and returns a list of the first n primes. Let the default value of n be 100.
 - 23) Write a function called *merge* that takes two already sorted lists of possibly different lengths, and merges them into a single sorted list.
 - (a) Do this using the sort method.
 - (b) Do this without using the sort method.
 - 24) Write a program that asks the user for a word and finds all the smaller words that can be made from the letters of that word. The number of occurrences of a letter in a smaller word can't exceed the number of occurrences of the letter in the user's word.
 - 25) Write a program that reads a file consisting of email addresses, each on its own line. Your program should print out a string consisting of those email addresses separated by semicolons.



JAWAHARLAL NEHRU TECHNOLOGICAL UNIVERSITY KAKINADA
KAKINADA – 533 003, Andhra Pradesh, India

DEPARTMENT OF COMPUTER SCIENCE & ENGINEERING

- 26) Write a program that reads a list of temperatures from a file called *temps.txt*, converts those temperatures to Fahrenheit, and writes the results to a file called *ftemps.txt*.
- 27) Write a class called *Product*. The class should have fields called *name*, *amount*, and *price*, holding the product's name, the number of items of that product in stock, and the regular price of the product. There should be a method *get_price* that receives the number of items to be bought and returns a the cost of buying that many items, where the regular price is charged for orders of less than 10 items, a 10% discount is applied for orders of between 10 and 99 items, and a 20% discount is applied for orders of 100 or more items. There should also be a method called *make_purchase* that receives the number of items to be bought and decreases amount by that much.
- 28) Write a class called *Time* whose only field is a time in seconds. It should have a method called *convert_to_minutes* that returns a string of minutes and seconds formatted as in the following example: if seconds is 230, the method should return '5:50'. It should also have a method called *convert_to_hours* that returns a string of hours, minutes, and seconds formatted analogously to the previous method.
- 29) Write a class called *Converter*. The user will pass a length and a unit when declaring an object from the class—for example, *c = Converter(9,'inches')*. The possible units are inches, feet, yards, miles, kilometers, meters, centimeters, and millimeters. For each of these units there should be a method that returns the length converted into those units. For example, using the *Converter* object created above, the user could call *c.feet()* and should get 0.75 as the result.
- 30) Write a Python class to implement *pow(x, n)*.
- 31) Write a Python class to reverse a string word by word.
- 32) Write a program that opens a file dialog that allows you to select a text file. The program then displays the contents of the file in a textbox.
- 33) Write a program to demonstrate *Try/except/else*.
- 34) Write a program to demonstrate *try/finally* and *with/as*.



JAWAHARLAL NEHRU TECHNOLOGICAL UNIVERSITY KAKINADA
KAKINADA – 533 003, Andhra Pradesh, India

DEPARTMENT OF COMPUTER SCIENCE & ENGINEERING

I Year – II Semester		L	T	P	C
		0	0	3	1.5
DATA STRUCTURES LAB					

Course Objectives:

The objective of this lab is to

- Demonstrate the different data structures implementation.

Course Outcomes:

By the end of this lab the student is able to

- Use basic data structures such as arrays and linked list.
- Programs to demonstrate fundamental algorithmic problems including Tree Traversals, Graph traversals, and shortest paths.
- Use various searching and sorting algorithms.

List of Experiments:

Exercise -1 (Searching)

- a) Write C program that use both recursive and non recursive functions to perform Linear search for a Key value in a given list.
- b) Write C program that use both recursive and non recursive functions to perform Binary search for a Key value in a given list.

Exercise -2 (Sorting-I)

- a) Write C program that implement Bubble sort, to sort a given list of integers in ascending order
- b) Write C program that implement Quick sort, to sort a given list of integers in ascending order
- c) Write C program that implement Insertion sort, to sort a given list of integers in ascending order

Exercise -3(Sorting-II)

- a) Write C program that implement radix sort, to sort a given list of integers in ascending order
- b) Write C program that implement merge sort, to sort a given list of integers in ascending order

Exercise -4(Singly Linked List)

- a) Write a C program that uses functions to create a singly linked list
- b) Write a C program that uses functions to perform insertion operation on a singly linked list
- c) Write a C program that uses functions to perform deletion operation on a singly linked list
- d) Write a C program to reverse elements of a single linked list.

Exercise -5(Queue)

- a) Write C program that implement Queue (its operations) using arrays.
- b) Write C program that implement Queue (its operations) using linked lists



JAWAHARLAL NEHRU TECHNOLOGICAL UNIVERSITY KAKINADA
KAKINADA – 533 003, Andhra Pradesh, India

DEPARTMENT OF COMPUTER SCIENCE & ENGINEERING

Exercise -6(Stack)

- a) Write C program that implement stack (its operations) using arrays
- b) Write C program that implement stack (its operations) using Linked list
- c) Write a C program that uses Stack operations to evaluate postfix expression

Exercise -7(Binary Tree)

- d) Write a recursive C program for traversing a binary tree in preorder, inorder and postorder.

Exercise -8(Binary Search Tree)

- a) Write a C program to Create a BST
- b) Write a C program to insert a node into a BST.
- c) Write a C program to delete a node from a BST.



JAWAHARLAL NEHRU TECHNOLOGICAL UNIVERSITY KAKINADA
KAKINADA – 533 003, Andhra Pradesh, India

DEPARTMENT OF COMPUTER SCIENCE & ENGINEERING

I Year – II Semester		L	T	P	C
		2	0	0	0
ENVIRONMENT SCIENCE					

Course Objectives:

The objectives of the course are to impart:

- Overall understanding of the natural resources.
- Basic understanding of the ecosystem and its diversity.
- Acquaintance on various environmental challenges induced due to unplanned anthropogenic activities.
- An understanding of the environmental impact of developmental activities.
- Awareness on the social issues, environmental legislation and global treaties.

UNIT I

Multidisciplinary nature of Environmental Studies: Definition, Scope and Importance – Sustainability: Stockholm and Rio Summit–Global Environmental Challenges: Global warming and climate change, acid rains, ozone layer depletion, population growth and explosion, effects. Role of information technology in environment and human health.

Ecosystems: Concept of an ecosystem. - Structure and function of an ecosystem; Producers, consumers and decomposers. - Energy flow in the ecosystem - Ecological succession. - Food chains, food webs and ecological pyramids; Introduction, types, characteristic features, structure and function of Forest ecosystem, Grassland ecosystem, Desert ecosystem, Aquatic ecosystems.

UNIT II

Natural Resources: Natural resources and associated problems.

Forest resources: Use and over – exploitation, deforestation – Timber extraction – Mining, dams and other effects on forest and tribal people.

Water resources: Use and over utilization of surface and ground water – Floods, drought, conflicts over water, dams – benefits and problems.

Mineral resources: Use and exploitation, environmental effects of extracting and using mineral resources.

Food resources: World food problems, changes caused by non-agriculture activities-effects of modern agriculture, fertilizer-pesticide problems, water logging, salinity.

Energy resources: Growing energy needs, renewable and non-renewable energy sources use of alternate energy sources.

Land resources: Land as a resource, land degradation, Wasteland reclamation, man induced landslides, soil erosion and desertification; Role of an individual in conservation of natural resources; Equitable use of resources for sustainable lifestyles.

UNIT III

Biodiversity and its conservation: Definition: genetic, species and ecosystem diversity-classification - Value of biodiversity: consumptive use, productive use, social-Biodiversity at national and local levels. India as a mega-diversity nation - Hot-spots of biodiversity - Threats to biodiversity: habitat loss, man-wildlife conflicts. - Endangered and endemic species of India – Conservation of biodiversity: conservation of biodiversity.



JAWAHARLAL NEHRU TECHNOLOGICAL UNIVERSITY KAKINADA
KAKINADA – 533 003, Andhra Pradesh, India

DEPARTMENT OF COMPUTER SCIENCE & ENGINEERING

UNIT IV

Environmental Pollution: Definition, Cause, effects and control measures of Air pollution, Water pollution, Soil pollution, Noise pollution, Nuclear hazards. Role of an individual in prevention of pollution. - Pollution case studies, Sustainable Life Studies. Impact of Fire Crackers on Men and his well being.

Solid Waste Management: Sources, Classification, effects and control measures of urban and industrial solid wastes. Consumerism and waste products, Biomedical, Hazardous and e – waste management.

UNIT V

Social Issues and the Environment: Urban problems related to energy -Water conservation, rain water harvesting-Resettlement and rehabilitation of people; its problems and concerns. Environmental ethics: Issues and possible solutions. Environmental Protection Act -Air (Prevention and Control of Pollution) Act. –Water (Prevention and control of Pollution) Act - Wildlife Protection Act -Forest Conservation Act-Issues involved in enforcement of environmental legislation. -Public awareness.

Environmental Management: Impact Assessment and its significance various stages of EIA, preparation of EMP and EIS, Environmental audit. Ecotourism, Green Campus – Green business and Green politics.

The student should Visit an Industry / Ecosystem and submit a report individually on any **issues related to Environmental Studies course and make a power point presentation.**

Text Books:

- 1) Environmental Studies, K. V. S. G. Murali Krishna, VGS Publishers, Vijayawada
- 2) Environmental Studies, R. Rajagopalan, 2nd Edition, 2011, Oxford University Press.
- 3) Environmental Studies, P. N. Palanisamy, P. Manikandan, A. Geetha, and K. Manjula Rani; Pearson Education, Chennai

Reference Books:

- 1) Text Book of Environmental Studies, Deeshita Dave & P. Udaya Bhaskar, Cengage Learning.
- 2) A Textbook of Environmental Studies, Shaashi Chawla, TMH, New Delhi
- 3) Environmental Studies, Benny Joseph, Tata McGraw Hill Co, New Delhi
- 4) Perspectives in Environment Studies, Anubha Kaushik, C P Kaushik, New Age International Publishers, 2014



JAWAHARLAL NEHRU TECHNOLOGICAL UNIVERSITY KAKINADA
KAKINADA – 533 003, Andhra Pradesh, India

DEPARTMENT OF COMPUTER SCIENCE & ENGINEERING

II Year I Semester		L	T	P	C
		3	0	0	3
MATHEMATICS - III					

Course Objectives:

- To familiarize the techniques in partial differential equations
- To furnish the learners with basic concepts and techniques at plus two level to lead them into advanced level by handling various real world applications.

Course Outcomes:

At the end of the course, the student will be able to

- Interpret the physical meaning of different operators such as gradient, curl and divergence (L5)
- Estimate the work done against a field, circulation and flux using vector calculus (L5)
- Apply the Laplace transform for solving differential equations (L3)
- Find or compute the Fourier series of periodic signals (L3)
- Know and be able to apply integral expressions for the forwards and inverse Fourier transform to a range of non-periodic waveforms (L3)
- Identify solution methods for partial differential equations that model physical processes (L3)

UNIT I: Vector calculus: (10 hrs)

Vector Differentiation: Gradient – Directional derivative – Divergence – Curl – Scalar Potential.

Vector Integration: Line integral – Work done – Area – Surface and volume integrals – Vector integral theorems: Greens, Stokes and Gauss Divergence theorems (without proof).

UNIT II: Laplace Transforms: (10 hrs)

Laplace transforms of standard functions – Shifting theorems – Transforms of derivatives and integrals – Unit step function – Dirac’s delta function – Inverse Laplace transforms – Convolution theorem (without proof).

Applications: Solving ordinary differential equations (initial value problems) using Laplace transforms.

UNIT III: Fourier series and Fourier Transforms: (10 hrs)

Fourier Series: Introduction – Periodic functions – Fourier series of periodic function – Dirichlet’s conditions – Even and odd functions – Change of interval – Half-range sine and cosine series.

Fourier Transforms: Fourier integral theorem (without proof) – Fourier sine and cosine integrals – Sine and cosine transforms – Properties – inverse transforms – Finite Fourier transforms.

UNIT IV: PDE of first order: (8 hrs)

Formation of partial differential equations by elimination of arbitrary constants and arbitrary functions – Solutions of first order linear (Lagrange) equation and nonlinear (standard types) equations.



JAWAHARLAL NEHRU TECHNOLOGICAL UNIVERSITY KAKINADA
KAKINADA – 533 003, Andhra Pradesh, India

DEPARTMENT OF COMPUTER SCIENCE & ENGINEERING

UNIT V: Second order PDE and Applications: (10 hrs)

Second order PDE: Solutions of linear partial differential equations with constant coefficients

– RHS term of the type e^{ax+by} , $\sin(ax+by)$, $\cos(ax+by)$, $x^m y^n$.

Applications of PDE: Method of separation of Variables – Solution of One dimensional Wave, Heat and two-dimensional Laplace equation.

Text Books:

- 1) B. S. Grewal, Higher Engineering Mathematics, 43rd Edition, Khanna Publishers.
- 2) B. V. Ramana, Higher Engineering Mathematics, 2007 Edition, Tata Mc. Graw Hill Education.

Reference Books:

- 1) Erwin Kreyszig, Advanced Engineering Mathematics, 10th Edition, Wiley-India.
- 2) Dean. G. Duffy, Advanced Engineering Mathematics with MATLAB, 3rd Edition, CRC Press.
- 3) Peter O'Neil, Advanced Engineering Mathematics, Cengage.
- 4) Srimantha Pal, S C Bhunia, Engineering Mathematics, Oxford University Press.



JAWAHARLAL NEHRU TECHNOLOGICAL UNIVERSITY KAKINADA
KAKINADA – 533 003, Andhra Pradesh, India

DEPARTMENT OF COMPUTER SCIENCE & ENGINEERING

II Year – I Semester	L	T	P	C
	3	0	0	3
OBJECT ORIENTED PROGRAMMING THROUGH C++				

Course Objectives:

- Describe the procedural and object oriented paradigm with concepts of streams, classes, functions, data and objects
- Understand dynamic memory management techniques using pointers, constructors, destructors
- Describe the concept of function overloading, operator overloading, virtual functions and polymorphism
- Classify inheritance with the understanding of early and late binding, usage of exception handling, generic programming
- Demonstrate the use of various OOPs concepts with the help of programs

Course Outcomes:

By the end of the course, the student

- Classify object oriented programming and procedural programming
- Apply C++ features such as composition of objects, operator overloads, dynamic memory allocation, inheritance and polymorphism, file I/O, exception handling
- Build C++ classes using appropriate encapsulation and design principles
- Apply object oriented or non-object oriented techniques to solve bigger computing problems

UNIT I

Introduction to C++: Difference between C and C++, Evolution of C++, The Object Oriented Technology, Disadvantage of Conventional Programming, Key Concepts of Object Oriented Programming, Advantage of OOP, Object Oriented Language.

UNIT II

Classes and Objects & Constructors and Destructor: Classes in C++, Declaring Objects, Access Specifiers and their Scope, Defining Member Function, Overloading Member Function, Nested class, Constructors and Destructors, Introduction, Constructors and Destructor, Characteristics of Constructor and Destructor, Application with Constructor, Constructor with Arguments parameterized Constructor, Destructors, Anonymous Objects.

UNIT III

Operator Overloading and Type Conversion & Inheritance: The Keyword Operator, Overloading Unary Operator, Operator Return Type, Overloading Assignment Operator (=), Rules for Overloading Operators, Inheritance, Reusability, Types of Inheritance, Virtual Base Classes- Object as a Class Member, Abstract Classes, Advantages of Inheritance, Disadvantages of Inheritance.



JAWAHARLAL NEHRU TECHNOLOGICAL UNIVERSITY KAKINADA
KAKINADA – 533 003, Andhra Pradesh, India

DEPARTMENT OF COMPUTER SCIENCE & ENGINEERING

UNIT IV

Pointers & Binding Polymorphisms and Virtual Functions: Pointer, Features of Pointers, Pointer Declaration, Pointer to Class, Pointer Object, The this Pointer, Pointer to Derived Classes and Base Class, Binding Polymorphisms and Virtual Functions, Introduction, Binding in C++, Virtual Functions, Rules for Virtual Function, Virtual Destructor.

UNIT V

Generic Programming with Templates & Exception Handling: Definition of class Templates, Normal Function Templates, Over Loading of Template Function, Bubble Sort Using Function Templates, Difference between Templates and Macros, Linked Lists with Templates, Exception Handling, Principles of Exception Handling, The Keywords try throw and catch, Multiple Catch Statements, Specifying Exceptions.

Overview of Standard Template Library, STL Programming Model, Containers, Sequence Containers, Associative Containers, Algorithms, Iterators, Vectors, Lists, Maps.

Text Books:

- 1) A First Book of C++, Gary Bronson, Cengage Learning.
- 2) The Complete Reference C++, Herbert Schildt, TMH.

Reference Books:

- 1) Object Oriented Programming C++, Joyce Farrell, Cengage.
- 2) C++ Programming: from problem analysis to program design, DS Malik, Cengage Learning
- 3) Programming in C++, Ashok N Kamthane, Pearson 2nd Edition

e- Resources:

- 1) <https://nptel.ac.in/courses/106/105/106105151/>
- 2) <https://github.com/topics/object-oriented-programming>



JAWAHARLAL NEHRU TECHNOLOGICAL UNIVERSITY KAKINADA
KAKINADA – 533 003, Andhra Pradesh, India

DEPARTMENT OF COMPUTER SCIENCE & ENGINEERING

II Year – I Semester		L	T	P	C
		3	0	0	3
OPERATING SYSTEMS					

Course Objectives:

The objectives of this course is to

- Introduce to the internal operation of modern operating systems
- Define, explain, processes and threads, mutual exclusion, CPU scheduling, deadlock, memory management, and file systems
- Understand File Systems in Operating System like UNIX/Linux and Windows
- Understand Input Output Management and use of Device Driver and Secondary Storage (Disk) Mechanism
- Analyze Security and Protection Mechanism in Operating System

Course Outcomes:

After learning, the course the students should be able to:

- Describe various generations of Operating System and functions of Operating System
- Describe the concept of program, process and thread and analyze various CPU Scheduling Algorithms and compare their performance
- Solve Inter Process Communication problems using Mathematical Equations by various methods
- Compare various Memory Management Schemes especially paging and Segmentation in Operating System and apply various Page Replacement Techniques
- Outline File Systems in Operating System like UNIX/Linux and Windows

UNIT I

Operating Systems Overview: Operating system functions, Operating system structure, Operating systems operations, Computing environments, Open-Source Operating Systems.

System Structures: Operating System Services, User and Operating-System Interface, systems calls, Types of System Calls, system programs, operating system structure, operating system debugging, System Boot.

UNIT II

Process Concept: Process scheduling, Operations on processes, Inter-process communication, Communication in client server systems.

Multithreaded Programming: Multithreading models, Thread libraries, Threading issues.

Process Scheduling: Basic concepts, Scheduling criteria, Scheduling algorithms, Multiple processor scheduling, Thread scheduling.

Inter-process Communication: Race conditions, Critical Regions, Mutual exclusion with busy waiting, Sleep and wakeup, Semaphores, Mutexes, Monitors, Message passing, Barriers, Classical IPC Problems - Dining philosophers problem, Readers and writers problem.



JAWAHARLAL NEHRU TECHNOLOGICAL UNIVERSITY KAKINADA
KAKINADA – 533 003, Andhra Pradesh, India

DEPARTMENT OF COMPUTER SCIENCE & ENGINEERING

UNIT III

Memory-Management Strategies: Introduction, Swapping, Contiguous memory allocation, Paging, Segmentation.

Virtual Memory Management: Introduction, Demand paging, Copy on-write, Page replacement, Frame allocation, Thrashing, Memory-mapped files, Kernel memory allocation.

UNIT IV

Deadlocks: Resources, Conditions for resource deadlocks, Ostrich algorithm, Deadlock detection and recovery, Deadlock avoidance, Deadlock prevention.

File Systems: Files, Directories, File system implementation, management and optimization.

Secondary-Storage Structure: Overview of disk structure, and attachment, Disk scheduling, RAID structure, Stable storage implementation.

UNIT V

System Protection: Goals of protection, Principles and domain of protection, Access matrix, Access control, Revocation of access rights.

System Security: Introduction, Program threats, System and network threats, Cryptography for security, User authentication, Implementing security defenses, Firewalling to protect systems and networks, Computer security classification.

Case Studies: Linux, Microsoft Windows.

Text Books:

- 1) Silberschatz A, Galvin P B, and Gagne G, Operating System Concepts, 9th edition, Wiley, 2013.
- 2) Tanenbaum A S, Modern Operating Systems, 3rd edition, Pearson Education, 2008. (for Interprocess Communication and File systems.)

Reference Books:

- 1) Dhamdhare D M, Operating Systems A Concept Based Approach, 3rd edition, Tata McGraw-Hill, 2012.
- 2) Stallings W, Operating Systems -Internals and Design Principles, 6th edition, Pearson Education, 2009
- 3) Nutt G, Operating Systems, 3rd edition, Pearson Education, 2004.

e-Resources:

- 1) <https://nptel.ac.in/courses/106/105/106105214/>



JAWAHARLAL NEHRU TECHNOLOGICAL UNIVERSITY KAKINADA
KAKINADA – 533 003, Andhra Pradesh, India

DEPARTMENT OF COMPUTER SCIENCE & ENGINEERING

II Year – I Semester		L	T	P	C
		3	0	0	3
SOFTWARE ENGINEERING					

Course Objectives:

This course is designed to:

- Give exposure to phases of Software Development, common process models including Waterfall, and the Unified Process, and hands-on experience with elements of the agile process
- Give exposure to a variety of Software Engineering practices such as requirements analysis and specification, code analysis, code debugging, testing, traceability, and version control
- Give exposure to Software Design techniques

Course Outcomes:

Students taking this subject will gain software engineering skills in the following areas:

- Ability to transform an Object-Oriented Design into high quality, executable code
- Skills to design, implement, and execute test cases at the Unit and Integration level
- Compare conventional and agile software methods

UNIT I

The Nature of Software, The Unique Nature of WebApps, Software Engineering, The Software Process, Software Engineering Practice, Software Myths. A Generic Process Model, Process Assessment and Improvement, Prescriptive Process Models, Specialized Process Models, The Unified Process, Personal and Team Process Models, Process Technology.

UNIT II

Agility, Agility and the Cost of Change, Agile Process, Extreme Programming (XP), Other Agile Process Models, A Tool Set for the Agile Process, Software Engineering Knowledge, Core Principles, Principles That Guide Each Framework Activity, Requirements Engineering, Establishing the Groundwork, Eliciting Requirements, Developing Use Cases, Building the Requirements Model, Negotiating Requirements, Validating Requirements.

UNIT III

Requirements Analysis, Scenario-Based Modeling, UML Models That Supplement the Use Case, Data Modeling Concepts, Class-Based Modeling, Requirements Modeling Strategies, Flow-Oriented Modeling, Creating a Behavioral Model, Patterns for Requirements Modelling, Requirements Modeling for WebApps.

UNIT IV

Design within the Context of Software Engineering, The Design Process, Design Concepts, The Design Model, Software Architecture, Architectural Genres, Architectural Styles,



JAWAHARLAL NEHRU TECHNOLOGICAL UNIVERSITY KAKINADA
KAKINADA – 533 003, Andhra Pradesh, India

DEPARTMENT OF COMPUTER SCIENCE & ENGINEERING

Assessing Alternative Architectural Designs, Architectural Mapping Using Data Flow, Components, Designing Class-Based Components, Conducting Component-Level Design, Component-Level Design for WebApps, Designing Traditional Components, Component-Based Development.

UNIT V

The Golden Rules, User Interface Analysis and Design, Interface Analysis, Interface Design Steps, WebApp Interface Design, Design Evaluation, Elements of Software Quality Assurance, SQA Tasks, Goals & Metrics, Statistical SQA, Software Reliability, A Strategic Approach to Software Testing, Strategic Issues, Test Strategies for Conventional Software, Test Strategies for Object-Oriented Software, Test Strategies for WebApps, Validation Testing, System Testing, The Art of Debugging, Software Testing Fundamentals, Internal and External Views of Testing, White-Box Testing, Basis Path Testing.

Text Books:

- 1) Software Engineering a practitioner's approach, Roger S. Pressman, Seventh Edition, McGraw Hill Higher Education.
- 2) Software Engineering, Ian Sommerville, Ninth Edition, Pearson.

Reference Books:

- 1) Software Engineering, A Precise Approach, PankajJalote, Wiley India, 2010.
- 2) Software Engineering, Ugrasen Suman, Cengage.

e-Resources:

- 1) <https://nptel.ac.in/courses/106/105/106105182/>



JAWAHARLAL NEHRU TECHNOLOGICAL UNIVERSITY KAKINADA
KAKINADA – 533 003, Andhra Pradesh, India

DEPARTMENT OF COMPUTER SCIENCE & ENGINEERING

II Year – I Semester		L	T	P	C
		3	0	0	3
MATHEMATICAL FOUNDATIONS OF COMPUTER SCIENCE					

Course Objectives:

This course is designed to:

- To introduce the students to the topics and techniques of discrete methods and combinatorial reasoning
- To introduce a wide variety of applications. The algorithmic approach to the solution of problems is fundamental in discrete mathematics, and this approach reinforces the close ties between this discipline and the area of computer science

Course Outcomes:

At the end of the course student will be able to

- Demonstrate skills in solving mathematical problems
- Comprehend mathematical principles and logic
- Demonstrate knowledge of mathematical modeling and proficiency in using mathematical software
- Manipulate and analyze data numerically and/or graphically using appropriate Software
- Communicate effectively mathematical ideas/results verbally or in writing

UNIT I

Mathematical Logic: Propositional Calculus: Statements and Notations, Connectives, Well Formed Formulas, Truth Tables, Tautologies, Equivalence of Formulas, Duality Law, Tautological Implications, Normal Forms, Theory of Inference for Statement Calculus, Consistency of Premises, Indirect Method of Proof, Predicate Calculus: Predicates, Predicative Logic, Statement Functions, Variables and Quantifiers, Free and Bound Variables, Inference Theory for Predicate Calculus.

UNIT II

Set Theory: Sets: Operations on Sets, Principle of Inclusion-Exclusion, Relations: Properties, Operations, Partition and Covering, Transitive Closure, Equivalence, Compatibility and Partial Ordering, Hasse Diagrams, Functions: Bijective, Composition, Inverse, Permutation, and Recursive Functions, Lattice and its Properties, Algebraic Structures: Algebraic Systems, Properties, Semi Groups and Monoids, Group, Subgroup and Abelian Group, Homomorphism, Isomorphism.

UNIT III

Combinatorics: Basis of Counting, Permutations, Permutations with Repetitions, Circular and Restricted Permutations, Combinations, Restricted Combinations, Binomial and Multinomial Coefficients and Theorems, Number Theory: Properties of Integers, Division Theorem,



JAWAHARLAL NEHRU TECHNOLOGICAL UNIVERSITY KAKINADA
KAKINADA – 533 003, Andhra Pradesh, India

DEPARTMENT OF COMPUTER SCIENCE & ENGINEERING

Greatest Common Divisor, Euclidean Algorithm, Least Common Multiple, Testing for Prime Numbers, The Fundamental Theorem of Arithmetic, Modular Arithmetic, Fermat's and Euler's Theorems

UNIT IV

Recurrence Relations: Generating Functions, Function of Sequences, Partial Fractions, Calculating Coefficient of Generating Functions, Recurrence Relations, Formulation as Recurrence Relations, Solving Recurrence Relations by Substitution and Generating Functions, Method of Characteristic Roots, Solving Inhomogeneous Recurrence Relations

UNIT V

Graph Theory: Basic Concepts, Graph Theory and its Applications, Sub graphs, Graph Representations: Adjacency and Incidence Matrices, Isomorphic Graphs, Paths and Circuits, Eulerian and Hamiltonian Graphs, Multigraphs, Bipartite and Planar Graphs, Euler's Theorem, Graph Colouring and Covering, Chromatic Number, Spanning Trees, Prim's and Kruskal's Algorithms, BFS and DFS Spanning Trees.

Text Books:

- 1) Discrete Mathematical Structures with Applications to Computer Science, J. P. Tremblay and P. Manohar, Tata McGraw Hill.
- 2) Elements of Discrete Mathematics-A Computer Oriented Approach, C. L. Liu and D. P. Mohapatra, 3rd Edition, Tata McGraw Hill.

Reference Books:

- 1) Discrete Mathematics for Computer Scientists and Mathematicians, J. L. Mott, A. Kandel and T. P. Baker, 2nd Edition, Prentice Hall of India.
- 2) Discrete Mathematical Structures, Bernand Kolman, Robert C. Busby and Sharon Cutler Ross, PHI.
- 3) Discrete Mathematics and its Applications with Combinatorics and Graph Theory, K. H. Rosen, 7th Edition, Tata McGraw Hill.

e-Resources:

- 1) <https://nptel.ac.in/courses/106/106/106106094/>



JAWAHARLAL NEHRU TECHNOLOGICAL UNIVERSITY KAKINADA
KAKINADA – 533 003, Andhra Pradesh, India

DEPARTMENT OF COMPUTER SCIENCE & ENGINEERING

II Year – I Semester		L	T	P	C
		0	0	3	1.5
OBJECT ORIENTED PROGRAMMING THROUGH C++ LAB					

Course Objectives:

The objective of this lab is to

- Demonstrate procedural and object oriented paradigm with concepts of streams, classes, functions, data and objects.
- Understand dynamic memory management techniques using pointers, constructors, destructors, etc
- Demonstrate the concept of function overloading, operator overloading, virtual functions and polymorphism, inheritance.

Course Outcomes:

By the end of this lab the student is able to

- Apply the various OOPs concepts with the help of programs.

Exercise -1 (Classes Objects)

Create a Distance class with:

- feet and inches as data members
 - member function to input distance
 - member function to output distance
 - member function to add two distance objects
1. Write a main function to create objects of DISTANCE class. Input two distances and output the sum.
 2. Write a C++ Program to illustrate the use of Constructors and Destructors (use the above program.)
 3. Write a program for illustrating function overloading in adding the distance between objects (use the above problem)

Exercise – 2 (Access)

Write a program for illustrating Access Specifiers public, private, protected

1. Write a program implementing Friend Function
2. Write a program to illustrate this pointer
3. Write a Program to illustrate pointer to a class



JAWAHARLAL NEHRU TECHNOLOGICAL UNIVERSITY KAKINADA
KAKINADA – 533 003, Andhra Pradesh, India

DEPARTMENT OF COMPUTER SCIENCE & ENGINEERING

Exercise -3 (Operator Overloading)

1. Write a program to Overload Unary, and Binary Operators as Member Function, and Non Member Function.
 1. Unary operator as member function
 2. Binary operator as non member function
2. Write a c ++ program to implement the overloading assignment = operator

Exercise -4 (Inheritance)

1. Write C++ Programs and incorporating various forms of Inheritance
 - i) Single Inheritance
 - ii) Hierarchical Inheritance
 - iii) Multiple Inheritances
 - iv) Multi-level inheritance
 - v) Hybrid inheritance
2. Also illustrate the order of execution of constructors and destructors in inheritance

Exercise -5(Templates, Exception Handling)

1. a)Write a C++ Program to illustrate template class
2. b)Write a Program to illustrate member function templates
3. c) Write a Program for Exception Handling Divide by zero
4. d)Write a Program to rethrow an Exception

Exercise -6

1. Write a C++ program illustrating user defined string processing functions using pointers (string length, string copy, string concatenation)
2. Write a C++ program illustrating Virtual classes & virtual functions.
3. Write C++ program that implement Bubble sort, to sort a given list of integers in ascending order



JAWAHARLAL NEHRU TECHNOLOGICAL UNIVERSITY KAKINADA
KAKINADA – 533 003, Andhra Pradesh, India

DEPARTMENT OF COMPUTER SCIENCE & ENGINEERING

II Year – I Semester		L	T	P	C
		0	0	3	1.5
OPERATING SYSTEM LAB					

Course Objectives:

- To understand the design aspects of operating system
- To study the process management concepts & Techniques
- To study the storage management concepts
- To familiarize students with the Linux environment
- To learn the fundamentals of shell scripting/programming

Course Outcomes:

- To use Unix utilities and perform basic shell control of the utilities
 - To use the Unix file system and file access control
 - To use of an operating system to develop software
 - Students will be able to use Linux environment efficiently
 - Solve problems using bash for shell scripting
- 1) a) Study of Unix/Linux general purpose utility command list: man, who, cat, cd, cp, ps, ls, mv, rm, mkdir, rmdir, echo, more, date, time, kill, history, chmod, chown, finger, pwd, cal, logout, shutdown.
 b) Study of vi editor
 c) Study of Bash shell, Bourne shell and C shell in Unix/Linux operating system
 d) Study of Unix/Linux file system (tree structure)
 e) Study of .bashrc, /etc/bashrc and Environment variables.
 - 2) Write a C program that makes a copy of a file using standard I/O, and system calls
 - 3) Write a C program to emulate the UNIX ls -l command.
 - 4) Write a C program that illustrates how to execute two commands concurrently with a command pipe. Ex: - ls -l | sort
 - 5) Simulate the following CPU scheduling algorithms:
 (a) Round Robin (b) SJF (c) FCFS (d) Priority
 - 6) Multiprogramming-Memory management-Implementation of fork (), wait (), exec() and exit (), System calls
 - 7) Simulate the following:
 a) Multiprogramming with a fixed number of tasks (MFT)
 b) Multiprogramming with a variable number of tasks (MVT)
 - 8) Simulate Bankers Algorithm for Dead Lock Avoidance
 - 9) Simulate Bankers Algorithm for Dead Lock Prevention.



JAWAHARLAL NEHRU TECHNOLOGICAL UNIVERSITY KAKINADA
KAKINADA – 533 003, Andhra Pradesh, India

DEPARTMENT OF COMPUTER SCIENCE & ENGINEERING

- 10) Simulate the following page replacement algorithms:
a) FIFO b) LRU c) LFU
- 11) Simulate the following File allocation strategies
(a) Sequenced (b) Indexed (c) Linked
- 12) Write a C program that illustrates two processes communicating using shared memory
- 13) Write a C program to simulate producer and consumer problem using semaphores
- 14) Write C program to create a thread using pthreads library and let it run its function.
- 15) Write a C program to illustrate concurrent execution of threads using pthreads library.



JAWAHARLAL NEHRU TECHNOLOGICAL UNIVERSITY KAKINADA
KAKINADA – 533 003, Andhra Pradesh, India

DEPARTMENT OF COMPUTER SCIENCE & ENGINEERING

II Year – I Semester		L	T	P	C
		0	0	3	1.5
SOFTWARE ENGINEERING LAB					

Course Objectives:

The objective of this lab is to acquire the generic software development skill through various stages of software life cycle and also to ensure the quality of software through software development with various protocol based environment

Course Outcomes:

- By the end of this lab the student is able to elicit, analyze and specify software requirements through a productive working relationship with various stakeholders of the project
- prepare SRS document, design document, test cases and software configuration management and risk management related document.
- develop function oriented and object oriented software design using tools like rational rose.
- use modern engineering tools necessary for software project management, estimations, time management and software reuse
- generate test cases for software testing

1) Perform the following, for the following experiments:

- i. Do the Requirement Analysis and Prepare SRS
- ii. Draw E-R diagrams, DFD, CFD and structured charts for the project.

- 1) Course Registration System
- 2) Students Marks Analyzing System
- 3) Online Ticket Reservation System
- 4) Stock Maintenance

5) Consider any application, using COCOMO model, estimate the effort.

6) Consider any application, Calculate effort using FP oriented estimation model.

7) Draw the UML Diagrams for the problem 1,2, 3, 4.

8) Design the test cases for e-Commerce application (Flipcart, Amazon)

9) Design the test cases for a Mobile Application (Consider any example from Appstore)

10) Design and Implement ATM system through UML Diagrams.



JAWAHARLAL NEHRU TECHNOLOGICAL UNIVERSITY KAKINADA
KAKINADA – 533 003, Andhra Pradesh, India

DEPARTMENT OF COMPUTER SCIENCE & ENGINEERING

II Year - I Semester	Skill Oriented Course- I	L	T	P	C
		0	0	4	2
APPLICATIONS OF PYTHON-NumPy					

Course Objectives:

The objective of this lab is to acquire programming skills in Python package NumPy and perform mathematical and statistical operations.

Course Outcomes:

By the end of this lab the student is able to

- Explain how data is collected, managed and stored for processing
- Understand the workings of various numerical techniques, different descriptive measures of Statistics, correlation and regression to solve the engineering problems
- Understand how to apply some linear algebra operations to n-dimensional arrays
- Use NumPy perform common data wrangling and computational tasks in Python.

Perform the following:

- 1) NumPy Installation using different scientific python distributions(Anaconda, Python(x,y), WinPython, Pyzo)
- 2) NumPy Basics (np.array, np.arrange, np.linspace, np.zeros, np.ones, np.random.random, np.empty)
- 3) Arrays (array.shape, len(array), array.ndim, array.dtype, array.astype(type), type(array))
- 4) Array Manipulation (np.append, np.insert, np.resize, np.delete, np.concatenate, np.vstack, np.hstack)
- 5) Mathematical Operations(np.add, np.subtract, np.divide, np.multiply, np.sqrt, np.sin, np.cos, np.log, np.dot, np.roots) , Statistical Operations(np.mean, np.median, np.std, array.corrcoef())
- 6) NumPy data types
- 7) NumPy ndarray
- 8) NumPy String Operations
- 9) NumPy Financial functions
- 10) NumPy Functional Programming



JAWAHARLAL NEHRU TECHNOLOGICAL UNIVERSITY KAKINADA
KAKINADA – 533 003, Andhra Pradesh, India

DEPARTMENT OF COMPUTER SCIENCE & ENGINEERING

II Year - I Semester	Skill Oriented Course- I	L	T	P	C
		0	0	4	2
Web Application Development Using Full Stack					
Frontend Development – Module -I					

Course Objectives:

The objective of this lab is to provide understanding about the core concepts of frontend programming for web application

Course Outcomes:

By the end of this lab the student is able to

- Analyze a web page and identify its elements and attributes.
- Demonstrate the important HTML tags for designing static pages and separate design from content using Cascading Style sheet
- Implement MVC and responsive design to scale well across PC, tablet and Mobile Phone
- Create web pages using HTML and Cascading Style Sheets.

Perform experiments related to the following concepts:

A) HTML

- 1) Introduction to HTML
- 2) Browsers and HTML
- 3) Editor's Offline and Online
- 4) Tags, Attribute and Elements
- 5) Doctype Element
- 6) Comments
- 7) Headings, Paragraphs, and Formatting Text
- 8) Lists and Links
- 9) Images and Tables

B) CSS

- 1) Introduction CSS
- 2) Applying CSS to HTML
- 3) Selectors, Properties and Values
- 4) CSS Colors and Backgrounds
- 5) CSS Box Model
- 6) CSS Margins, Padding, and Borders
- 7) CSS Text and Font Properties
- 8) CSS General Topics



JAWAHARLAL NEHRU TECHNOLOGICAL UNIVERSITY KAKINADA
KAKINADA – 533 003, Andhra Pradesh, India

DEPARTMENT OF COMPUTER SCIENCE & ENGINEERING

II Year - I Semester		L	T	P	C
		2	0	0	0
CONSTITUTION OF INDIA					

Course Objectives:

- To Enable the student to understand the importance of constitution
- To understand the structure of executive, legislature and judiciary
- To understand philosophy of fundamental rights and duties
- To understand the autonomous nature of constitutional bodies like Supreme Court and high court controller and auditor general of India and election commission of India.
- To understand the central and state relation financial and administrative

Course Outcomes:

At the end of the course, the student will be able to have a clear knowledge on the following:

- Understand historical background of the constitution making and its importance for building a democratic India.
- Understand the functioning of three wings of the government ie., executive, legislative and judiciary.
- Understand the value of the fundamental rights and duties for becoming good citizen of India.
- Analyze the decentralization of power between central, state and local self-government.
- Apply the knowledge in strengthening of the constitutional institutions like CAG, Election Commission and UPSC for sustaining democracy.
 1. Know the sources, features and principles of Indian Constitution.
 2. Learn about Union Government, State government and its administration.
 3. Get acquainted with Local administration and Pachayati Raj.
 4. Be aware of basic concepts and developments of Human Rights.
 5. Gain knowledge on roles and functioning of Election Commission

UNIT I

Introduction to Indian Constitution: Constitution meaning of the term, Indian Constitution - Sources and constitutional history, Features - Citizenship, Preamble, Fundamental Rights and Duties, Directive Principles of State Policy.

Learning outcomes: After completion of this unit student will

- Understand the concept of Indian constitution
- Apply the knowledge on directive principle of state policy
- Analyze the History, features of Indian constitution
- Evaluate Preamble Fundamental Rights and Duties



JAWAHARLAL NEHRU TECHNOLOGICAL UNIVERSITY KAKINADA
KAKINADA – 533 003, Andhra Pradesh, India

DEPARTMENT OF COMPUTER SCIENCE & ENGINEERING

UNIT II

Union Government and its Administration Structure of the Indian Union: Federalism, Centre-State relationship, President: Role, power and position, PM and Council of ministers, Cabinet and Central Secretariat, Lok Sabha, Rajya Sabha, The Supreme Court and High Court: Powers and Functions;

Learning outcomes: After completion of this unit student will

- Understand the structure of Indian government
- Differentiate between the state and central government
- Explain the role of President and Prime Minister
- Know the Structure of supreme court and High court

UNIT III

State Government and its Administration Governor - Role and Position - CM and Council of ministers, State Secretariat: Organisation, Structure and Functions

Learning outcomes: After completion of this unit student will

- Understand the structure of state government
- Analyze the role Governor and Chief Minister
- Explain the role of state Secretariat
- Differentiate between structure and functions of state secretariat

UNIT IV

A. Local Administration - District's Administration Head - Role and Importance, Municipalities - Mayor and role of Elected Representative - CEO of Municipal Corporation
 Pachayati Raj: Functions PRI: Zila Panchayat, Elected officials and their roles, CEO Zila Panchayat: Block level Organizational Hierarchy - (Different departments), Village level - Role of Elected and Appointed officials - Importance of grass root democracy

Learning outcomes:-After completion of this unit student will

- Understand the local Administration
- Compare and contrast district administration role and importance
- Analyze the role of Mayor and elected representatives of Municipalities
- Evaluate Zilla Panchayat block level organisation

UNIT V

Election Commission: Election Commission- Role of Chief Election Commissioner and Election Commissionerate State Election Commission:, Functions of Commissions for the welfare of SC/ST/OBC and women



JAWAHARLAL NEHRU TECHNOLOGICAL UNIVERSITY KAKINADA
KAKINADA – 533 003, Andhra Pradesh, India

DEPARTMENT OF COMPUTER SCIENCE & ENGINEERING

Learning outcomes: After completion of this unit student will

- Know the role of Election Commission apply knowledge
- Contrast and compare the role of Chief Election commissioner and Commissiononerate
- Analyze role of state election commission
- Evaluate various commissions of viz SC/ST/OBC and women

References:

- 1) Durga Das Basu, Introduction to the Constitution of India, Prentice Hall of India Pvt. Ltd.
- 2) SubashKashyap, Indian Constitution, National Book Trust
- 3) J.A. Siwach, Dynamics of Indian Government & Politics
- 4) D.C. Gupta, Indian Government and Politics
- 5) H.M.Sreevai, Constitutional Law of India, 4th edition in 3 volumes (Universal Law Publication)
- 6) J.C. Johari, Indian Government andPolitics Hans
- 7) J. Raj IndianGovernment and Politics
- 8) M.V. Pylee, Indian Constitution Durga Das Basu, Human Rights in Constitutional Law, Prentice – Hall of India Pvt. Ltd.. New Delhi
- 9) Noorani, A.G., (South Asia Human Rights Documentation Centre), Challenges to Civil Right), Challenges to Civil Rights Guarantees in India, Oxford University Press 2012

e-Resources:

- 1) nptel.ac.in/courses/109104074/8
- 2) nptel.ac.in/courses/109104045/
- 3) nptel.ac.in/courses/101104065/
- 4) www.hss.iitb.ac.in/en/lecture-details
- 5) www.iitb.ac.in/en/event/2nd-lecture-institute-lecture-series-indian-constitution



JAWAHARLAL NEHRU TECHNOLOGICAL UNIVERSITY KAKINADA
KAKINADA – 533 003, Andhra Pradesh, India

DEPARTMENT OF COMPUTER SCIENCE & ENGINEERING

II Year – II Semester		L	T	P	C
		3	0	0	3
PROBABILITY AND STATISTICS					

Course Objectives:

- To familiarize the students with the foundations of probability and statistical methods
- To impart probability concepts and statistical methods in various applications Engineering

Course Outcomes:

Upon successful completion of this course, the student should be able to

- Classify the concepts of data science and its importance (L4) or (L2)
- Interpret the association of characteristics and through correlation and regression tools (L4)
- Make use of the concepts of probability and their applications (L3)
- Apply discrete and continuous probability distributions (L3)
- Design the components of a classical hypothesis test (L6)
- Infer the statistical inferential methods based on small and large sampling tests (L4)

UNIT I

Descriptive statistics and methods for data science: Data science – Statistics Introduction – Population vs Sample – Collection of data – primary and secondary data – Type of variable: dependent and independent Categorical and Continuous variables – Data visualization – Measures of Central tendency – Measures of Variability (spread or variance) – Skewness Kurtosis.

UNIT II

Correlation and Curve fitting: Correlation – correlation coefficient – rank correlation – regression coefficients and properties – regression lines – Method of least squares – Straight line – parabola – Exponential – Power curves.

UNIT III

Probability and Distributions: Probability – Conditional probability and Baye’s theorem – Random variables – Discrete and Continuous random variables – Distribution function – Mathematical Expectation and Variance – Binomial, Poisson, Uniform and Normal distributions.



JAWAHARLAL NEHRU TECHNOLOGICAL UNIVERSITY KAKINADA
KAKINADA – 533 003, Andhra Pradesh, India

DEPARTMENT OF COMPUTER SCIENCE & ENGINEERING

UNIT IV

Sampling Theory: Introduction – Population and samples – Sampling distribution of Means and Variance (definition only) – Central limit theorem (without proof) – Introduction to t , χ^2 and F-distributions – Point and Interval estimations – Maximum error of estimate.

UNIT V

Tests of Hypothesis: Introduction – Hypothesis – Null and Alternative Hypothesis – Type I and Type II errors – Level of significance – One tail and two-tail tests – Tests concerning one mean and two means (Large and Small samples) – Tests on proportions.

Text Books:

- 1) Miller and Freund's, Probability and Statistics for Engineers, 7/e, Pearson, 2008.
- 2) S. C. Gupta and V.K. Kapoor, Fundamentals of Mathematical Statistics, 11/e, Sultan Chand & Sons Publications, 2012.

Reference Books:

- 1) Shron L. Myers, Keying Ye, Ronald E Walpole, Probability and Statistics Engineers and the Scientists, 8th Edition, Pearson 2007.
- 2) Jay I. Devore, Probability and Statistics for Engineering and the Sciences, 8th Edition, Cengage.
- 3) Sheldon M. Ross, Introduction to probability and statistics Engineers and the Scientists, 4th Edition, Academic Foundation, 2011.
- 4) Johannes Ledolter and Robert V. Hogg, Applied statistics for Engineers and Physical Scientists, 3rd Edition, Pearson, 2010.



JAWAHARLAL NEHRU TECHNOLOGICAL UNIVERSITY KAKINADA
KAKINADA – 533 003, Andhra Pradesh, India

DEPARTMENT OF COMPUTER SCIENCE & ENGINEERING

II Year – II Semester		L	T	P	C
		3	0	0	3
DATABASE MANAGEMENT SYSTEMS					

Course Objectives:

- To introduce about database management systems
- To give a good formal foundation on the relational model of data and usage of Relational Algebra
- To introduce the concepts of basic SQL as a universal Database language
- To demonstrate the principles behind systematic database design approaches by covering conceptual design, logical design through normalization
- To provide an overview of physical design of a database system, by discussing Database indexing techniques and storage techniques

Course Outcomes:

By the end of the course, the student will be able to

- Describe a relational database and object-oriented database
- Create, maintain and manipulate a relational database using SQL
- Describe ER model and normalization for database design
- Examine issues in data storage and query processing and can formulate appropriate solutions
- Outline the role and issues in management of data such as efficiency, privacy, security, ethical responsibility, and strategic advantage

UNIT I

Introduction: Database system, Characteristics (Database Vs File System), Database Users(Actors on Scene, Workers behind the scene), Advantages of Database systems, Database applications. Brief introduction of different Data Models; Concepts of Schema, Instance and data independence; Three tier schema architecture for data independence; Database system structure, environment, Centralized and Client Server architecture for the database.

UNIT II

Relational Model: Introduction to relational model, concepts of domain, attribute, tuple, relation, importance of null values, constraints (Domain, Key constraints, integrity constraints) and their importance BASIC SQL: Simple Database schema, data types, table definitions (create, alter), different DML operations (insert, delete, update), basic SQL querying (select and project) using where clause, arithmetic & logical operations, SQL functions(Date and Time, Numeric, String conversion).

UNIT III

Entity Relationship Model: Introduction, Representation of entities, attributes, entity set, relationship, relationship set, constraints, sub classes, super class, inheritance, specialization, generalization using ER Diagrams. SQL: Creating tables with relationship, implementation of key and integrity constraints, nested queries, sub queries, grouping, aggregation, ordering, implementation of different types of joins, view(updatable and non-updatable), relational set operations.



JAWAHARLAL NEHRU TECHNOLOGICAL UNIVERSITY KAKINADA
KAKINADA – 533 003, Andhra Pradesh, India

DEPARTMENT OF COMPUTER SCIENCE & ENGINEERING

UNIT IV

Schema Refinement (Normalization): Purpose of Normalization or schema refinement, concept of functional dependency, normal forms based on functional dependency(1NF, 2NF and 3 NF), concept of surrogate key, Boyce-codd normal form(BCNF), Lossless join and dependency preserving decomposition, Fourth normal form(4NF), Fifth Normal Form (5NF).

UNIT V

Transaction Concept: Transaction State, Implementation of Atomicity and Durability, Concurrent Executions, Serializability, Recoverability, Implementation of Isolation, Testing for Serializability, Failure Classification, Storage, Recovery and Atomicity, Recovery algorithm.

Indexing Techniques: B+ Trees: Search, Insert, Delete algorithms, File Organization and Indexing, Cluster Indexes, Primary and Secondary Indexes , Index data Structures, Hash Based Indexing: Tree base Indexing ,Comparison of File Organizations, Indexes and Performance Tuning

Text Books:

- 1) Database Management Systems, 3/e, Raghurama Krishnan, Johannes Gehrke, TMH
- 2) Database System Concepts,5/e, Silberschatz, Korth, TMH

Reference Books:

- 1) Introduction to Database Systems, 8/e C J Date, PEA.
- 2) Database Management System, 6/e Ramez Elmasri, Shamkant B. Navathe, PEA
- 3) Database Principles Fundamentals of Design Implementation and Management, Corlos Coronel, Steven Morris, Peter Robb, Cengage Learning.

e-Resources:

- 1) <https://nptel.ac.in/courses/106/105/106105175/>
- 2) <https://www.geeksforgeeks.org/introduction-to-nosql/>



JAWAHARLAL NEHRU TECHNOLOGICAL UNIVERSITY KAKINADA
KAKINADA – 533 003, Andhra Pradesh, India

DEPARTMENT OF COMPUTER SCIENCE & ENGINEERING

II Year – II Semester		L	T	P	C
		3	0	0	3
FORMAL LANGUAGES AND AUTOMATA THEORY					

Course Objectives:

- To learn fundamentals of Regular and Context Free Grammars and Languages
- To understand the relation between Regular Language and Finite Automata and machines
- To learn how to design Automata's and machines as Acceptors, Verifiers and Translators
- To understand the relation between Contexts free Languages, PDA and TM
- To learn how to design PDA as acceptor and TM as Calculators

Course Outcomes:

By the end of the course students can

- Classify machines by their power to recognize languages.
- Summarize language classes & grammars relationship among them with the help of Chomsky hierarchy
- Employ finite state machines to solve problems in computing
- Illustrate deterministic and non-deterministic machines
- Quote the hierarchy of problems arising in the computer science

UNIT I

Finite Automata: Need of Automata theory, Central Concepts of Automata Theory, Automation, Finite Automata, Transition Systems, Acceptance of a String, DFA, Design of DFAs, NFA, Design of NFA, Equivalence of DFA and NFA, Conversion of NFA into DFA, Finite Automata with ϵ -Transitions, Minimization of Finite Automata, Finite Automata with output-Mealy and Moore Machines, Applications and Limitation of Finite Automata.

UNIT II

Regular Expressions, Regular Sets, Identity Rules, Equivalence of two RE, Manipulations of REs, Finite Automata and Regular Expressions, Inter Conversion, Equivalence between FA and RE, Pumping Lemma of Regular Sets, Closure Properties of Regular Sets, Grammars, Classification of Grammars, Chomsky Hierarchy Theorem, Right and Left Linear Regular Grammars, Equivalence between RG and FA, Inter Conversion.

UNIT III

Formal Languages, Context Free Grammar, Leftmost and Rightmost Derivations, Parse Trees, Ambiguous Grammars, Simplification of Context Free Grammars-Elimination of Useless Symbols, ϵ -Productions and Unit Productions, Normal Forms-Chomsky Normal



JAWAHARLAL NEHRU TECHNOLOGICAL UNIVERSITY KAKINADA
KAKINADA – 533 003, Andhra Pradesh, India

DEPARTMENT OF COMPUTER SCIENCE & ENGINEERING

Form and Greibach Normal Form, Pumping Lemma, Closure Properties, Applications of Context Free Grammars.

UNIT IV

Pushdown Automata, Definition, Model, Graphical Notation, Instantaneous Description, Language Acceptance of Pushdown Automata, Design of Pushdown Automata, Deterministic and Non – Deterministic Pushdown Automata, Equivalence of Pushdown Automata and Context Free Grammars, Conversion, Two Stack Pushdown Automata, Application of Pushdown Automata.

UNIT V

Turning Machine: Definition, Model, Representation of TMs-Instantaneous Descriptions, Transition Tables and Transition Diagrams, Language of a TM, Design of TMs, Types of TMs, Church's Thesis, Universal and Restricted TM, Decidable and Un-decidable Problems, Halting Problem of TMs, Post's Correspondence Problem, Modified PCP, Classes of P and NP, NP-Hard and NP-Complete Problems.

Text Books:

- 1) Introduction to Automata Theory, Languages and Computation, J. E. Hopcroft, R. Motwani and J. D. Ullman, 3rd Edition, Pearson, 2008
- 2) Theory of Computer Science-Automata, Languages and Computation, K. L. P. Mishra and N. Chandrasekharan, 3rd Edition, PHI, 2007

Reference Books:

- 1) Elements of Theory of Computation, Lewis H.P. & Papadimition C.H., Pearson /PHI
- 2) Theory of Computation, V. Kulkarni, Oxford University Press, 2013
- 3) Theory of Automata, Languages and Computation, Rajendra Kumar, McGraw Hill, 2014

e-Resources:

- 1) <https://nptel.ac.in/courses/106/104/106104028/>



JAWAHARLAL NEHRU TECHNOLOGICAL UNIVERSITY KAKINADA
KAKINADA – 533 003, Andhra Pradesh, India

DEPARTMENT OF COMPUTER SCIENCE & ENGINEERING

II Year – II Semester		L	T	P	C
		3	0	0	3
JAVA PROGRAMMING					

Course Objectives:

The learning objectives of this course are:

- To identify Java language components and how they work together in applications
- To learn the fundamentals of object-oriented programming in Java, including defining classes, invoking methods, using class libraries.
- To learn how to extend Java classes with inheritance and dynamic binding and how to use exception handling in Java applications
- To understand how to design applications with threads in Java
- To understand how to use Java APIs for program development

Course Outcomes:

By the end of the course, the student will be

- Able to realize the concept of Object Oriented Programming & Java Programming Constructs
- Able to describe the basic concepts of Java such as operators, classes, objects, inheritance, packages, Enumeration and various keywords
- Apply the concept of exception handling and Input/ Output operations
- Able to design the applications of Java & Java applet
- Able to Analyze & Design the concept of Event Handling and Abstract Window Toolkit

UNIT I

Program Structure in Java: Introduction, Writing Simple Java Programs, Elements or Tokens in Java Programs, Java Statements, Command Line Arguments, User Input to Programs, Escape Sequences Comments, Programming Style.

Data Types, Variables, and Operators :Introduction, Data Types in Java, Declaration of Variables, Data Types, Type Casting, Scope of Variable Identifier, Literal Constants, Symbolic Constants, Formatted Output with printf() Method, Static Variables and Methods, Attribute Final, Introduction to Operators, Precedence and Associativity of Operators, Assignment Operator (=), Basic Arithmetic Operators, Increment (++) and Decrement (- -) Operators, Ternary Operator, Relational Operators, Boolean Logical Operators, Bitwise Logical Operators.



JAWAHARLAL NEHRU TECHNOLOGICAL UNIVERSITY KAKINADA
KAKINADA – 533 003, Andhra Pradesh, India

DEPARTMENT OF COMPUTER SCIENCE & ENGINEERING

Control Statements: Introduction, if Expression, Nested if Expressions, if–else Expressions, Ternary Operator?., Switch Statement, Iteration Statements, while Expression, do–while Loop, for Loop, Nested for Loop, For–Each for Loop, Break Statement, Continue Statement.

UNIT II

Classes and Objects: Introduction, Class Declaration and Modifiers, Class Members, Declaration of Class Objects, Assigning One Object to Another, Access Control for Class Members, Accessing Private Members of Class, Constructor Methods for Class, Overloaded Constructor Methods, Nested Classes, Final Class and Methods, Passing Arguments by Value and by Reference, Keyword this.

Methods: Introduction, Defining Methods, Overloaded Methods, Overloaded Constructor Methods, Class Objects as Parameters in Methods, Access Control, Recursive Methods, Nesting of Methods, Overriding Methods, Attributes Final and Static.

UNIT III

Arrays: Introduction, Declaration and Initialization of Arrays, Storage of Array in Computer Memory, Accessing Elements of Arrays, Operations on Array Elements, Assigning Array to Another Array, Dynamic Change of Array Size, Sorting of Arrays, Search for Values in Arrays, Class Arrays, Two-dimensional Arrays, Arrays of Varying Lengths, Three-dimensional Arrays, Arrays as Vectors.

Inheritance: Introduction, Process of Inheritance, Types of Inheritances, Universal Super Class-Object Class, Inhibiting Inheritance of Class Using Final, Access Control and Inheritance, Multilevel Inheritance, Application of Keyword Super, Constructor Method and Inheritance, Method Overriding, Dynamic Method Dispatch, Abstract Classes, Interfaces and Inheritance.

Interfaces: Introduction, Declaration of Interface, Implementation of Interface, Multiple Interfaces, Nested Interfaces, Inheritance of Interfaces, Default Methods in Interfaces, Static Methods in Interface, Functional Interfaces, Annotations.

UNIT IV

Packages and Java Library: Introduction, Defining Package, Importing Packages and Classes into Programs, Path and Class Path, Access Control, Packages in Java SE, Java.lang Package and its Classes, Class Object, Enumeration, class Math, Wrapper Classes, Auto-boxing and Auto-unboxing, Java util Classes and Interfaces, Formatter Class, Random Class, Time Package, Class Instant (java.time.Instant), Formatting for Date/Time in Java, Temporal Adjusters Class, Temporal Adjusters Class.

Exception Handling: Introduction, Hierarchy of Standard Exception Classes, Keywords throws and throw, try, catch, and finally Blocks, Multiple Catch Clauses, Class Throwable, Unchecked Exceptions, Checked Exceptions, try-with-resources, Catching Subclass



JAWAHARLAL NEHRU TECHNOLOGICAL UNIVERSITY KAKINADA
KAKINADA – 533 003, Andhra Pradesh, India

DEPARTMENT OF COMPUTER SCIENCE & ENGINEERING

Exception, Custom Exceptions, Nested try and catch Blocks, Rethrowing Exception, Throws Clause.

UNIT V

String Handling in Java: Introduction, Interface Char Sequence, Class String, Methods for Extracting Characters from Strings, Methods for Comparison of Strings, Methods for Modifying Strings, Methods for Searching Strings, Data Conversion and Miscellaneous Methods, Class String Buffer, Class String Builder.

Multithreaded Programming: Introduction, Need for Multiple Threads Multithreaded Programming for Multi-core Processor, Thread Class, Main Thread- Creation of New Threads, Thread States, Thread Priority-Synchronization, Deadlock and Race Situations, Inter-thread Communication - Suspending, Resuming, and Stopping of Threads.

Java Database Connectivity: Introduction, JDBC Architecture, Installing MySQL and MySQL Connector/J, JDBC Environment Setup, Establishing JDBC Database Connections, ResultSet Interface, Creating JDBC Application, JDBC Batch Processing, JDBC Transaction Management

Text Books:

- 1) JAVA one step ahead, Anitha Seth, B.L.Juneja, Oxford.
- 2) The complete Reference Java, 8th edition, Herbert Schildt, TMH.

References Books:

- 1) Introduction to java programming, 7th edition by Y Daniel Liang, Pearson
- 2) Murach's Java Programming, Joel Murach

e-Resources:

- 1) <https://nptel.ac.in/courses/106/105/106105191/>
- 2) https://www.w3schools.com/java/java_data_types.asp



JAWAHARLAL NEHRU TECHNOLOGICAL UNIVERSITY KAKINADA
KAKINADA – 533 003, Andhra Pradesh, India

DEPARTMENT OF COMPUTER SCIENCE & ENGINEERING

UNIT III

Introduction to Markets, Theories of the Firm & Pricing Policies: Market Structures: Perfect Competition, Monopoly, Monopolistic competition and Oligopoly – Features – Price and Output Determination – Managerial Theories of firm: Marris and Williamson’s models – other Methods of Pricing: Average cost pricing, Limit Pricing, Market Skimming Pricing, Internet Pricing: (Flat Rate Pricing, Usage sensitive pricing) and Priority Pricing, Business Cycles : Meaning and Features – Phases of a Business Cycle. Features and Evaluation of Sole Trader, Partnership, Joint Stock Company – State/Public Enterprises and their forms.

UNIT IV

Introduction to Accounting & Financing Analysis: Introduction to Double Entry System, Journal, Ledger, Trail Balance and Preparation of Final Accounts with adjustments – Preparation of Financial Statements-Analysis and Interpretation of Financial Statements-Ratio Analysis – Preparation of Funds flow and cash flow analysis (Problems)

UNIT V

Capital and Capital Budgeting: Capital Budgeting: Meaning of Capital-Capitalization-Meaning of Capital Budgeting-Time value of money- Methods of appraising Project profitability: Traditional Methods (pay back period, accounting rate of return) and modern methods(Discounted cash flow method, Net Present Value method, Internal Rate of Return Method and Profitability Index)

Text Books:

- 1) A R Aryasri, Managerial Economics and Financial Analysis, The McGraw – Hill companies.

Reference Books:

- 1) Varshney R.L, K.L Maheswari, Managerial Economics, S. Chand & Company Ltd.
- 2) JL Pappas and EF Brigham, Managerial Economics, Holt, R & W; New edition edition
- 3) N.P Srinivasn and M. SakthivelMurugan, Accounting for Management, S. Chand & Company Ltd.
- 4) Maheswari S.N, An Introduction to Accountancy, Vikas Publishing House Pvt Ltd
- 5) I.M Pandey, Financial Management , Vikas Publishing House Pvt Ltd
- 6) V. Maheswari, Managerial Economics, S. Chand & Company Ltd.



JAWAHARLAL NEHRU TECHNOLOGICAL UNIVERSITY KAKINADA
KAKINADA – 533 003, Andhra Pradesh, India

DEPARTMENT OF COMPUTER SCIENCE & ENGINEERING

II Year – II Semester		L	T	P	C
		0	0	2	1
DATABASE MANAGEMENT SYSTEMS LAB					

Course Objectives:

This Course will enable students to

- Populate and query a database using SQL DDL/DML Commands
- Declare and enforce integrity constraints on a database
- Writing Queries using advanced concepts of SQL
- Programming PL/SQL including procedures, functions, cursors and triggers

Course Outcomes:

At the end of the course the student will be able to:

- Utilize SQL to execute queries for creating database and performing data manipulation operations
- Examine integrity constraints to build efficient databases
- Apply Queries using Advanced Concepts of SQL
- Build PL/SQL programs including stored procedures, functions, cursors and triggers

List of Exercises:

1. Creation, altering and dropping of tables and inserting rows into a table (use constraints while creating tables) examples using SELECT command.
2. Queries (along with sub Queries) using ANY, ALL, IN, EXISTS, NOTEXISTS, UNION, INTERSET, Constraints. Example:- Select the roll number and name of the student who secured fourth rank in the class.
3. Queries using Aggregate functions (COUNT, SUM, AVG, MAX and MIN), GROUP BY, HAVING and Creation and dropping of Views.
4. Queries using Conversion functions (to_char, to_number and to_date), string functions (Concatenation, lpad, rpad, ltrim, rtrim, lower, upper, initcap, length, substr and instr), date functions (Sysdate, next_day, add_months, last_day, months_between, least, greatest, trunc, round, to_char, to_date)
5.
 - i. Create a simple PL/SQL program which includes declaration section, executable section and exception –Handling section (Ex. Student marks can be selected from the table and printed for those who secured first class and an exception can be raised if no records were found)
 - ii. Insert data into student table and use COMMIT, ROLLBACK and SAVEPOINT in PL/SQL block.
6. Develop a program that includes the features NESTED IF, CASE and CASE expression. The program can be extended using the NULLIF and COALESCE functions.
7. Program development using WHILE LOOPS, numeric FOR LOOPS, nested loops using ERROR Handling, BUILT –IN Exceptions, USE defined Exceptions, RAISE-APPLICATION ERROR.



JAWAHARLAL NEHRU TECHNOLOGICAL UNIVERSITY KAKINADA
KAKINADA – 533 003, Andhra Pradesh, India

DEPARTMENT OF COMPUTER SCIENCE & ENGINEERING

8. Programs development using creation of procedures, passing parameters IN and OUT of PROCEDURES.
9. Program development using creation of stored functions, invoke functions in SQL Statements and write complex functions.
10. Develop programs using features parameters in a CURSOR, FOR UPDATE CURSOR, WHERE CURRENT of clause and CURSOR variables.
11. Develop Programs using BEFORE and AFTER Triggers, Row and Statement Triggers and INSTEAD OF Triggers
12. Create a table and perform the search operation on table using indexing and non-indexing techniques.

Text Books/Suggested Reading:

- 1) Oracle: The Complete Reference by Oracle Press
- 2) Nilesh Shah, "Database Systems Using Oracle", PHI, 2007
- 3) Rick F Vander Lans, "Introduction to SQL", Fourth Edition, Pearson Education, 2007



JAWAHARLAL NEHRU TECHNOLOGICAL UNIVERSITY KAKINADA
KAKINADA – 533 003, Andhra Pradesh, India

DEPARTMENT OF COMPUTER SCIENCE & ENGINEERING

II Year – II Semester		L	T	P	C
		0	1	2	2
R PROGRAMMING LAB					

COURSE OBJECTIVES:

- To learn statistical programming, computation, graphics, and modeling,
- To learn Writing functions and use R in an efficient way,
- To learn about basic types of statistical models

COURSE OUTCOMES:

At the end of this course, students will be able to:

- Access online resources for R and import new function packages into the R workspace
 - Import, review, manipulate and summarize data-sets in R
 - Explore data-sets to create testable hypotheses and identify appropriate statistical tests
 - Perform appropriate statistical tests using R
 - Create and edit visualizations with R
- 1) Write a R program to take input from the user (name and age) and display the values. Also print the version of R installation.
 - 2) Write a R program to get the details of the objects in memory.
 - 3) Write a R program to create a sequence of numbers from 20 to 50 and find the mean of numbers from 20 to 60 and sum of numbers from 51 to 91.
 - 4) Write a R program to create a simple bar plot of five subjects marks.
 - 5) Write a R program to get the unique elements of a given string and unique numbers of vector.
 - 6) Write a R program to create three vectors a,b,c with 3 integers. Combine the three vectors to become a 3×3 matrix where each column represents a vector. Print the content of the matrix.
 - 7) Write a R program to create a 5 x 4 matrix , 3 x 3 matrix with labels and fill the matrix by rows and 2 × 2 matrix with labels and fill the matrix by columns.
 - 8) Write a R program to combine three arrays so that the first row of the first array is followed by the first row of the second array and then first row of the third array.
 - 9) Write a R program to create a two-dimensional 5x3 array of sequence of even integers greater than 50.
 - 10) Write a R program to create an array using four given columns, three given rows, and two given tables and display the content of the array.
 - 11) Write a R program to create an empty data frame.
 - 12) Write a R program to create a data frame from four given vectors.
 - 13) Write a R program to create a data frame using two given vectors and display the duplicated elements and unique rows of the said data frame.
 - 14) Write a R program to save the information of a data frame in a file and display the information of the file.



JAWAHARLAL NEHRU TECHNOLOGICAL UNIVERSITY KAKINADA
KAKINADA – 533 003, Andhra Pradesh, India

DEPARTMENT OF COMPUTER SCIENCE & ENGINEERING

- 15) Write a R program to create a matrix from a list of given vectors.
- 16) Write a R program to concatenate two given matrices of same column but different rows.
- 17) Write a R program to find row and column index of maximum and minimum value in a given matrix.
- 18) Write a R program to append value to a given empty vector.
- 19) Write a R program to multiply two vectors of integers type and length 3.
- 20) Write a R program to find Sum, Mean and Product of a Vector, ignore element like NA or NaN.
- 21) Write a R program to list containing a vector, a matrix and a list and give names to the elements in the list.
- 22) Write a R program to create a list containing a vector, a matrix and a list and give names to the elements in the list. Access the first and second element of the list.
- 23) Write a R program to create a list containing a vector, a matrix and a list and remove the second element.
- 24) Write a R program to select second element of a given nested list.
- 25) Write a R program to merge two given lists into one list.
- 26) Write a R program to create a list named s containing sequence of 15 capital letters, starting from 'E'.
- 27) Write a R program to assign new names "a", "b" and "c" to the elements of a given list.
- 28) Write a R program to find the levels of factor of a given vector.
- 29) Write a R program to create an ordered factor from data consisting of the names of months.
- 30) Write a R program to concatenate two given factor in a single factor.



JAWAHARLAL NEHRU TECHNOLOGICAL UNIVERSITY KAKINADA
KAKINADA – 533 003, Andhra Pradesh, India

DEPARTMENT OF COMPUTER SCIENCE & ENGINEERING

II Year – II Semester		L	T	P	C
		0	0	3	1.5
JAVA PROGRAMMING LAB					

Course Objectives:

The aim of this lab is to

- Practice programming in the Java
- Gain knowledge of object-oriented paradigm in the Java programming language
- Learn use of Java in a variety of technologies and on different platforms

Course Outcomes:

By the end of the course student will be able to write java program for

- Evaluate default value of all primitive data type, Operations, Expressions, Control-flow, Strings
- Determine Class, Objects, Methods, Inheritance, Exception, Runtime Polymorphism, User defined Exception handling mechanism
- Illustrating simple inheritance, multi-level inheritance, Exception handling mechanism
- Construct Threads, Event Handling, implement packages, developing applets

Exercise - 1 (Basics)

- a) Write a JAVA program to display default value of all primitive data type of JAVA
- b) Write a java program that display the roots of a quadratic equation $ax^2+bx=0$. Calculate the discriminate D and basing on value of D, describe the nature of root.
- c) Five Bikers Compete in a race such that they drive at a constant speed which may or may not be the same as the other. To qualify the race, the speed of a racer must be more than the average speed of all 5 racers. Take as input the speed of each racer and print back the speed of qualifying racers.

Exercise - 2 (Operations, Expressions, Control-flow, Strings)

- a) Write a JAVA program to search for an element in a given list of elements using binary search mechanism.
- b) Write a JAVA program to sort for an element in a given list of elements using bubble sort
- c) Write a JAVA program to sort for an element in a given list of elements using merge sort.
- d) Write a JAVA program using StringBuffer to delete, remove character.



JAWAHARLAL NEHRU TECHNOLOGICAL UNIVERSITY KAKINADA
KAKINADA – 533 003, Andhra Pradesh, India

DEPARTMENT OF COMPUTER SCIENCE & ENGINEERING

Exercise - 3 (Class, Objects)

- a) Write a JAVA program to implement class mechanism. Create a class, methods and invoke them inside main method.
- b) Write a JAVA program to implement constructor.

Exercise - 4 (Methods)

- a) Write a JAVA program to implement constructor overloading.
- b) Write a JAVA program implement method overloading.

Exercise - 5 (Inheritance)

- a) Write a JAVA program to implement Single Inheritance
- b) Write a JAVA program to implement multi level Inheritance
- c) Write a java program for abstract class to find areas of different shapes

Exercise - 6 (Inheritance - Continued)

- a) Write a JAVA program give example for “super” keyword.
- b) Write a JAVA program to implement Interface. What kind of Inheritance can be achieved?

Exercise - 7 (Exception)

- a) Write a JAVA program that describes exception handling mechanism
- b) Write a JAVA program Illustrating Multiple catch clauses

Exercise – 8 (Runtime Polymorphism)

- a) Write a JAVA program that implements Runtime polymorphism
- b) Write a Case study on run time polymorphism, inheritance that implements in above problem

Exercise – 9 (User defined Exception)

- a) Write a JAVA program for creation of Illustrating throw
- b) Write a JAVA program for creation of Illustrating finally
- c) Write a JAVA program for creation of Java Built-in Exceptions
- d) Write a JAVA program for creation of User Defined Exception

Exercise – 10 (Threads)

- a) Write a JAVA program that creates threads by extending Thread class .First thread display “Good Morning “every 1 sec, the second thread displays “Hello “every 2 seconds and the third display “Welcome” every 3 seconds ,(Repeat the same by implementing Runnable)



JAWAHARLAL NEHRU TECHNOLOGICAL UNIVERSITY KAKINADA
KAKINADA – 533 003, Andhra Pradesh, India

DEPARTMENT OF COMPUTER SCIENCE & ENGINEERING

- b) Write a program illustrating **isAlive** and **join ()**
- c) Write a Program illustrating Daemon Threads.

Exercise - 11 (Threads continuity)

- a) Write a JAVA program Producer Consumer Problem
- b) Write a case study on thread Synchronization after solving the above producer consumer problem

Exercise – 12 (Packages)

- a) Write a JAVA program illustrate class path
- b) Write a case study on including in class path in your os environment of your package.
- c) Write a JAVA program that import and use the defined your package in the previous Problem

Exercise - 13 (Applet)

- a) Write a JAVA program to paint like paint brush in applet.
- b) Write a JAVA program to display analog clock using Applet.
- c) Write a JAVA program to create different shapes and fill colors using Applet.

Exercise - 14 (Event Handling)

- a) Write a JAVA program that display the x and y position of the cursor movement using Mouse.
- b) Write a JAVA program that identifies key-up key-down event user entering text in a Applet.



JAWAHARLAL NEHRU TECHNOLOGICAL UNIVERSITY KAKINADA
KAKINADA – 533 003, Andhra Pradesh, India

DEPARTMENT OF COMPUTER SCIENCE & ENGINEERING

II Year - II Semester	Skill Oriented Course- II	L	T	P	C
		0	0	4	2
APPLICATIONS OF PYTHON-Pandas					

Course Objectives:

The objective of this lab is to understand the fundamentals of the Pandas library in Python and how it is used to handle data and also develop basic skills in data analysis and visualization

Course Outcomes:

By the end of this lab the student is able to

- Use Pandas to create and manipulate data structures like Series and DataFrames.
- Work with arrays, queries, and dataframes
- Query DataFrame structures for cleaning and processing and manipulating files
- Understand best practices for creating basic charts

Perform the following:

- 1) Pandas Installation
- 2) Creating DataFrames

Exercises:

A) Pandas DataSeries:

- 1) Write a Pandas program to create and display a one-dimensional array-like object containing an array of data using Pandas module.
- 2) Write a Pandas program to convert a Panda module Series to Python list and it's type.
- 3) Write a Pandas program to add, subtract, multiple and divide two Pandas Series.
- 4) Write a Pandas program to convert a NumPy array to a Pandas series.

Sample Series:

NumPy array:

[10 20 30 40 50]

Converted Pandas series:

0 10

1 20

2 30

3 40

4 50

dtype: int64

B) Pandas DataFrames:



JAWAHARLAL NEHRU TECHNOLOGICAL UNIVERSITY KAKINADA
KAKINADA – 533 003, Andhra Pradesh, India

DEPARTMENT OF COMPUTER SCIENCE & ENGINEERING

Consider Sample Python dictionary data and list labels:

```
exam_data = {'name': ['Anastasia', 'Dima', 'Katherine', 'James', 'Emily', 'Michael',
'Matthew', 'Laura', 'Kevin', 'Jonas'],
'score': [12.5, 9, 16.5, np.nan, 9, 20, 14.5, np.nan, 8, 19],
'attempts': [1, 3, 2, 3, 2, 3, 1, 1, 2, 1],
'qualify': ['yes', 'no', 'yes', 'no', 'no', 'yes', 'yes', 'no', 'no', 'yes']}
labels = ['a', 'b', 'c', 'd', 'e', 'f', 'g', 'h', 'i', 'j']
```

- 1) Write a Pandas program to create and display a DataFrame from a specified dictionary data which has the index labels.
- 2) Write a Pandas program to change the name 'James' to 'Suresh' in name column of the DataFrame.
- 3) Write a Pandas program to insert a new column in existing DataFrame.
- 4) Write a Pandas program to get list from DataFrame column headers.
- 5) Write a Pandas program to get list from DataFrame column headers.

C) Pandas Index:

- 1) Write a Pandas program to display the default index and set a column as an Index in a given dataframe.
- 2) Write a Pandas program to create an index labels by using 64-bit integers, using floating-point numbers in a given dataframe.

D) Pandas String and Regular Expressions:

- 1) Write a Pandas program to convert all the string values to upper, lower cases in a given pandas series. Also find the length of the string values.
- 2) Write a Pandas program to remove whitespaces, left sided whitespaces and right sided whitespaces of the string values of a given pandas series.
- 3) Write a Pandas program to count of occurrence of a specified substring in a DataFrame column.
- 4) Write a Pandas program to swap the cases of a specified character column in a given DataFrame.

E) Pandas Joining and merging DataFrame:

- 1) Write a Pandas program to join the two given dataframes along rows and assign all data.
- 2) Write a Pandas program to append a list of dictionaries or series to a existing DataFrame and display the combined data.
- 3) Write a Pandas program to join the two dataframes with matching records from both sides where available.

F) Pandas Time Series:

- 1) Write a Pandas program to create
 - a) Datetime object for Jan 15 2012.



JAWAHARLAL NEHRU TECHNOLOGICAL UNIVERSITY KAKINADA
KAKINADA – 533 003, Andhra Pradesh, India

DEPARTMENT OF COMPUTER SCIENCE & ENGINEERING

- b) Specific date and time of 9:20 pm.
 - c) Local date and time.
 - d) A date without time.
 - e) Current date.
 - f) Time from a datetime.
 - g) Current local time.
- 2) Write a Pandas program to create a date from a given year, month, day and another date from a given string formats.
 - 3) Write a Pandas program to create a time-series with two index labels and random values. Also print the type of the index.

G) Pandas Grouping Aggregate:

Consider dataset:

	school	class	name	date_Of_Birth	age	height	weight	address
S1	s001	V	Alberto Franco	15/05/2002	12	173	35	street1
S2	s002	V	Gino Mcneill	17/05/2002	12	192	32	street2
S3	s003	VI	Ryan Parkes	16/02/1999	13	186	33	street3
S4	s001	VI	Eesha Hinton	25/09/1998	13	167	30	street1
S5	s002	V	Gino Mcneill	11/05/2002	14	151	31	street2
S6	s004	VI	David Parkes	15/09/1997	12	159	32	street4

- 1) Write a Pandas program to split the following dataframe into groups based on school code. Also check the type of GroupBy object.
- 2) Write a Pandas program to split the following dataframe by school code and get mean, min, and max value of age for each school.

H) Pandas Styling:

- 1) Create a dataframe of ten rows, four columns with random values. Write a Pandas program to highlight the negative numbers red and positive numbers black.
- 2) Create a dataframe of ten rows, four columns with random values. Write a Pandas program to highlight the maximum value in each column.
- 3) Create a dataframe of ten rows, four columns with random values. Write a Pandas program to highlight dataframe's specific columns.



JAWAHARLAL NEHRU TECHNOLOGICAL UNIVERSITY KAKINADA
KAKINADA – 533 003, Andhra Pradesh, India

DEPARTMENT OF COMPUTER SCIENCE & ENGINEERING

I) Excel:

- 1) Write a Pandas program to import excel data into a Pandas dataframe.
- 2) Write a Pandas program to find the sum, mean, max, min value of a column of file.

J) Plotting:

- 1) Write a Pandas program to create a horizontal stacked bar plot of opening, closing stock prices of any stock dataset between two specific dates.
- 2) Write a Pandas program to create a histograms plot of opening, closing, high, low stock prices of stock dataset between two specific dates.
- 3) Write a Pandas program to create a stacked histograms plot of opening, closing, high, low stock prices of stock dataset between two specific dates with more bins.

K) Pandas SQL Query:

- 1) Write a Pandas program to display all the records of a student file.
- 2) Write a Pandas program to select distinct department id from employees file.



JAWAHARLAL NEHRU TECHNOLOGICAL UNIVERSITY KAKINADA
KAKINADA – 533 003, Andhra Pradesh, India

DEPARTMENT OF COMPUTER SCIENCE & ENGINEERING

II Year - II Semester	Skill Oriented Course- II	L	T	P	C
		0	0	4	2
Web Application Development Using Full Stack					
Frontend Development – Module -II					

Course Objectives:

The objective of this lab is to build strong foundation of JavaScript which will help developer to apply JavaScript concepts for responsive web frontend development

Course Outcomes:

By the end of this lab the student is able to

- develop of the major Web application tier- Client side development
- participate in the active development of cross-browser applications through JavaScript
- Develop JavaScript applications that transition between states

Perform experiments related to the following concepts:

- 1) Introduction to JavaScript
- 2) Applying JavaScript (internal and external)
- 3) Understanding JS Syntax
- 4) Introduction to Document and Window Object
- 5) Variables and Operators
- 6) Data Types and Num Type Conversion
- 7) Math and String Manipulation
- 8) Objects and Arrays
- 9) Date and Time
- 10) Conditional Statements
- 11) Switch Case
- 12) Looping in JS
- 13) Functions



JAWAHARLAL NEHRU TECHNOLOGICAL UNIVERSITY: KAKINADA
KAKINADA – 533 003, Andhra Pradesh, India

DEPARTMENT OF COMPUTER SCIENCE & ENGINEERING

COURSE STRUCTURE AND SYLLABUS

For

B. Tech COMPUTER SCIENCE &ENGINEERING

(Applicable for batches admitted from 2019-2020)



JAWAHARLAL NEHRU TECHNOLOGICAL UNIVERSITY: KAKINADA
KAKINADA - 533 003, Andhra Pradesh, India



JAWAHARLAL NEHRU TECHNOLOGICAL UNIVERSITY: KAKINADA
KAKINADA – 533 003, Andhra Pradesh, India

DEPARTMENT OF COMPUTER SCIENCE & ENGINEERING

COURSE STRUCTURE - R19

I Year – I SEMESTER

S. No	Course Code	Subjects	L	T	P	Credits
1	HS1101	English	3	0	0	3
2	BS1101	Mathematics - I	3	0	0	3
3	BS1106	Applied Chemistry	3	0	0	3
4	ES1112	Fundamentals of Computer Science	3	0	0	3
5	ES1103	Engineering Drawing	1	0	3	2.5
6	HS1102	English Lab	0	0	3	1.5
7	BS1107	Applied Chemistry Lab	0	0	3	1.5
8	ES1105	IT Workshop	0	0	3	1.5
9	MC1101	Environmental Science	3	0	0	0
Total Credits			16	0	12	19

I Year – II SEMESTER

S. No	Course Code	Subjects	L	T	P	Credits
1	BS1202	Mathematics – II	3	0	0	3
2	BS1203	Mathematics – III	3	0	0	3
3	BS1204	Applied Physics	3	0	0	3
4	ES1201	Programming for Problem Solving using C	3	0	0	3
5	ES1213	Digital Logic Design	3	0	0	3
6	BS1205	Applied Physics Lab	0	0	3	1.5
7	HS1203	Communication Skills Lab	0	1	2	2
8	ES1202	Programming for Problem Solving using C Lab	0	0	3	1.5
9	PR1201	Engineering Exploration Project	0	0	2	1
10	MC1204	Constitution of India	3	0	0	0
Total Credits			18	1	10	21



JAWAHARLAL NEHRU TECHNOLOGICAL UNIVERSITY: KAKINADA
KAKINADA – 533 003, Andhra Pradesh, India

DEPARTMENT OF COMPUTER SCIENCE & ENGINEERING

II Year – I SEMESTER

S.No	Course Code	Courses	L	T	P	Credits
1	CS2101	Mathematical Foundations of Computer Science	3	1	0	4
2	CS2102	Software Engineering	3	0	0	3
3	ES2101	Python Programming	3	0	0	3
4	CS2103	Data Structures	3	0	0	3
5	CS2104	Object Oriented Programming through C++	3	0	0	3
6	CS2105	Computer Organization	3	0	0	3
7	ES2102	Python Programming Lab	0	0	3	1.5
8	CS2106	Data Structures through C++ Lab	0	0	3	1.5
9	MC2101	Essence of Indian Traditional Knowledge	2	0	0	0
10	MC2102	Employability Skills- I*	2	0	0	0
Total			23	1	6	22
*Internal Evaluation through Seminar / Test for 50 marks						

II Year – II SEMESTER

S.No	Course Code	Courses	L	T	P	Credits
1	BS2201	Probability and Statistics	3	0	0	3
2	CS2201	Java Programming	2	1	0	3
3	CS2202	Operating Systems	3	0	0	3
4	CS2203	Database Management Systems	3	1	0	4
5	CS2204	Formal Languages and Automata Theory	3	0	0	3
6	CS2205	Java Programming Lab	0	0	3	1.5
7	CS2206	UNIX Operating System Lab	0	0	2	1
8	CS2207	Database Management Systems Lab	0	0	3	1.5
9	MC2201	Professional Ethics & Human Values	3	0	0	0
10	PR2201	Socially Relevant Project*	0	0	2	1
Total			17	2	10	21
*Internal Evaluation through Seminar for 50 marks						



JAWAHARLAL NEHRU TECHNOLOGICAL UNIVERSITY: KAKINADA
KAKINADA – 533 003, Andhra Pradesh, India

DEPARTMENT OF COMPUTER SCIENCE & ENGINEERING

III Year – I SEMESTER

S.No	Course Code	Courses	L	T	P	Credits
1	CS3101	Data Warehousing and Data Mining	3	0	0	3
2	CS3102	Computer Networks	3	0	0	3
3	CS3103	Compiler Design	3	0	0	3
4	CS3104	Artificial Intelligence	3	0	0	3
5	PE3101	Professional Elective- I 1. Computer Graphics 2. Principles of Programming Languages 3. Advanced Data Structures 4. Software Testing Methodologies 5. Advanced Computer Architecture	3	0	0	3
6	CS3105	Computer Networks Lab	0	0	2	1
7	CS3106	AI Tools & Techniques Lab	0	0	3	1.5
8	CS3107	Data Mining Lab	0	0	3	1.5
9	MC3101	Employability Skills -II*	2	0	0	0
Total			17	0	8	19
*Internal Evaluation through Seminar / Test for 50 marks						

III Year – II SEMESTER

S.No	Course Code	Courses	L	T	P	Credits
1	CS3201	Web Technologies	3	0	0	3
2	CS3202	Distributed Systems	3	0	0	3
3	CS3203	Design and Analysis of Algorithms	3	0	0	3
4	PE3201	Professional Elective -II (NPTEL/SWAYAM) Duration: 12 Weeks Minimum *Course/subject title can't be repeated	3	0	0	3
5	OE3201	Open Elective- I (Inter Disciplinary)	3	0	0	3
6	HS3201	Managerial Economics and Financial Accountancy	3	0	0	3
7	CS3204	Web Technologies Lab	0	0	4	2
9	PR3201	Industrial Training / Skill Development Programmes / Research Project in higher learning institutes	0	0	0	1
Total			18	0	4	21



JAWAHARLAL NEHRU TECHNOLOGICAL UNIVERSITY: KAKINADA
KAKINADA – 533 003, Andhra Pradesh, India

DEPARTMENT OF COMPUTER SCIENCE & ENGINEERING
IV Year – I SEMESTER

S.No	Course Code	Courses	L	T	P	Credits
1	CS4101	Cryptography and Network Security	3	0	0	3
2	CS4102	UML & Design Patterns	3	0	0	3
3	CS4103	Machine Learning	3	0	0	3
4	OE4101	Open Elective -II (Inter Disciplinary)	3	0	0	3
5	PE4101	Professional Elective- III 1. Mobile Computing 2. Data Science 3. NoSQL Databases 4. Internet of Things 5. Software Project Management	3	0	0	3
6	PE4102	Professional Elective- IV 1. Web Services 2. Cloud Computing 3. Mean Stack Technologies 4. Ad-hoc and Sensor Networks 5. Cyber Security & Forensics	3	0	0	3
7	CS4104	UML Lab #	0	0	2	1
8	PR4101	Project- I	0	0	0	2
9	MC4101	IPR & Patents	3	0	0	0
Total			21	0	2	21
# Relevant theory to be taught in the lab						

IV Year – II SEMESTER

S.No	Course Code	Courses	L	T	P	Credits
1	HS4201	Management and Organizational Behavior	3	0	0	3
2	OE4201	Open Elective- III (Inter Disciplinary)	3	0	0	3
3	PE4201	Professional Elective-V 1. Deep Learning 2. Quantum Computing 3. DevOps 4. Blockchain Technologies 5. Big Data Analytics	3	0	0	3
4	PR4201	Project- II	0	0	0	7
Total			9	0	0	16



JAWAHARLAL NEHRU TECHNOLOGICAL UNIVERSITY: KAKINADA
KAKINADA – 533 003, Andhra Pradesh, India

DEPARTMENT OF COMPUTER SCIENCE & ENGINEERING

Open Electives to be offered by CSE for Other Branches:

<p>Open Elective I:</p> <ol style="list-style-type: none"> 1. Data Structures 2. Java Programming 3. Data Base Management Systems 4. C++ Programming 5. Operating Systems 6. Internet of Things 	<p>Open Elective II:</p> <ol style="list-style-type: none"> 1. Problem Solving using Python 2. Web Technologies 3. Machine Learning 4. Distributed Computing 5. AI Tools & Techniques 6. Data Science
<p>Open Elective III:</p> <ol style="list-style-type: none"> 1. Big Data 2. Image Processing 3. Mobile Application Development 4. Cyber Security 5. Deep Learning 6. Blockchain Technologies 	



JAWAHARLAL NEHRU TECHNOLOGICAL UNIVERSITY: KAKINADA
KAKINADA – 533 003, Andhra Pradesh, India

DEPARTMENT OF COMPUTER SCIENCE & ENGINEERING

I Year - I Semester		L	T	P	C
		3	0	0	3
ENGLISH (HS1101)					

Introduction

The course is designed to train students in receptive (listening and reading) as well as productive and interactive (speaking and writing) skills by incorporating a comprehensive, coherent and integrated approach that improves the learners' ability to effectively use English language in academic/ workplace contexts. The shift is from *learning about the language* to *using the language*. On successful completion of the compulsory English language course/s in B.Tech., learners would be confident of appearing for international language qualification/proficiency tests such as IELTS, TOEFL, or BEC, besides being able to express themselves clearly in speech and competently handle the writing tasks and verbal ability component of campus placement tests. Activity based teaching-learning methods would be adopted to ensure that learners would engage in actual use of language both in the classroom and laboratory sessions.

Course Objectives

- Facilitate effective listening skills for better comprehension of academic lectures and English spoken by native speakers
- Focus on appropriate reading strategies for comprehension of various academic texts and authentic materials
- Help improve speaking skills through participation in activities such as role plays, discussions and structured talks/oral presentations
- Impart effective strategies for good writing and demonstrate the same in summarizing, writing well organized essays, record and report useful information
- Provide knowledge of grammatical structures and vocabulary and encourage their appropriate use in speech and writing

Course Outcomes

At the end of the module, the learners will be able to

- understand social or transactional dialogues spoken by native speakers of English and identify the context, topic, and pieces of specific information
- ask and answer general questions on familiar topics and introduce oneself/others
- employ suitable strategies for skimming and scanning to get the general idea of a text and locate specific information
- recognize paragraph structure and be able to match beginnings/endings/headings with paragraphs
- form sentences using proper grammatical structures and correct word forms

UNIT I

Lesson-1: A Drawer full of happiness from “Infotech English”, Maruthi Publications

Lesson-2: Deliverance by Premchand from “The Individual Society”, Pearson Publications.

(Non-detailed)

Listening: Listening to short audio texts and identifying the topic. Listening to short audio texts



JAWAHARLAL NEHRU TECHNOLOGICAL UNIVERSITY: KAKINADA
KAKINADA – 533 003, Andhra Pradesh, India

DEPARTMENT OF COMPUTER SCIENCE & ENGINEERING

and identifying the context and specific pieces of information to answer a series of questions both in speaking and writing.

Speaking: Asking and answering general questions on familiar topics such as home, family, work, studies and interests. Self introductions and introducing others.

Reading: Skimming text to get the main idea. Scanning to look for specific pieces of information.

Reading for Writing: Paragraph writing (specific topics) using suitable cohesive devices; linkers, sign posts and transition signals; mechanics of writing - punctuation, capital letters.

Vocabulary: Technical vocabulary from across technical branches (20) GRE Vocabulary (20) (Antonyms and Synonyms, Word applications) Verbal reasoning and sequencing of words.

Grammar: Content words and function words; word forms: verbs, nouns, adjectives and adverbs; nouns: countables and uncountables; singular and plural basic sentence structures; simple question form - wh-questions; word order in sentences.

Pronunciation: Vowels, Consonants, Plural markers and their realizations

UNIT II

Lesson-1: Nehru's letter to his daughter Indira on her birthday from "Infotech English", Maruthi Publications

Lesson-2: Bosom Friend by Hira Bansode from "The Individual Society", Pearson Publications. (Non-detailed)

Listening: Answering a series of questions about main idea and supporting ideas after listening to audio texts, both in speaking and writing.

Speaking: Discussion in pairs/ small groups on specific topics followed by short structured talks.

Functional English: Greetings and leave takings.

Reading: Identifying sequence of ideas; recognizing verbal techniques that help to link the ideas in a paragraph together.

Reading for Writing: Summarizing - identifying main idea/s and rephrasing what is read; avoiding redundancies and repetitions.

Vocabulary: Technical vocabulary from across technical branches (20 words). GRE Vocabulary Analogies (20 words) (Antonyms and Synonyms, Word applications)

Grammar: Use of articles and zero article; prepositions.

Pronunciation: Past tense markers, word stress-di-syllabic words

UNIT III

Lesson-1: Stephen Hawking-Positivity 'Benchmark' from "Infotech English", Maruthi Publications

Lesson-2: Shakespeare's Sister by Virginia Woolf from "The Individual Society", Pearson Publications. (Non-detailed)

Listening: Listening for global comprehension and summarizing what is listened to, both in speaking and writing.

Speaking: Discussing specific topics in pairs or small groups and reporting what is discussed.

Functional English: Complaining and Apologizing.

Reading: Reading a text in detail by making basic inferences - recognizing and interpreting specific context clues; strategies to use text clues for comprehension. Critical reading.

Reading for Writing: Summarizing - identifying main idea/s and rephrasing what is read; avoiding redundancies and repetitions. Letter writing-types, format and principles of letter writing. E-mail etiquette, Writing CV's.

Vocabulary: Technical vocabulary from across technical branches (20 words). GRE Vocabulary



JAWAHARLAL NEHRU TECHNOLOGICAL UNIVERSITY: KAKINADA
KAKINADA – 533 003, Andhra Pradesh, India

DEPARTMENT OF COMPUTER SCIENCE & ENGINEERING

(20 words) (Antonyms and Synonyms, Word applications) Association, sequencing of words

Grammar: Verbs - tenses; subject-verb agreement; direct and indirect speech, reporting verbs for academic purposes.

Pronunciation: word stress-poly-syllabic words

UNIT IV

Lesson-1: Liking a Tree, Unbowed: Wangari Maathai-biography from “Infotech English”, Maruthi Publications

Lesson-2: Telephone Conversation-Wole Soyinka from “The Individual Society”, Pearson Publications. (Non-detailed)

Listening: Making predictions while listening to conversations/ transactional dialogues without video (only audio); listening to audio-visual texts.

Speaking: Role plays for practice of conversational English in academic contexts (formal and informal) - asking for and giving information/directions. Functional English: Permissions, Requesting, Inviting.

Reading: Studying the use of graphic elements in texts to convey information, reveal trends/patterns/relationships, communicative process or display complicated data.

Reading for Writing: Information transfer; describe, compare, contrast, identify significance/trends based on information provided in figures/charts/graphs/tables. Writing SOP, writing for media.

Vocabulary: Technical vocabulary from across technical branches (20 words) GRE Vocabulary (20 words) (Antonyms and Synonyms, Word applications) Cloze Encounters.

Grammar: Quantifying expressions - adjectives and adverbs; comparing and contrasting; degrees of comparison; use of antonyms

Pronunciation: Contrastive Stress

UNIT V

Lesson-1: Stay Hungry-Stay foolish from “Infotech English”, Maruthi Publications

Lesson-2: Still I Rise by Maya Angelou from “The Individual Society”, Pearson Publications. (Non-detailed)

Listening: Identifying key terms, understanding concepts and interpreting the concepts both in speaking and writing.

Speaking: Formal oral presentations on topics from academic contexts - without the use of PPT slides. Functional English: Suggesting/Opinion giving.

Reading: Reading for comprehension. RAP Strategy Intensive reading and Extensive reading techniques.

Reading for Writing: Writing academic proposals- writing research articles: format and style.

Vocabulary: Technical vocabulary from across technical branches (20 words) GRE Vocabulary (20 words) (Antonyms and Synonyms, Word applications) Coherence, matching emotions.

Grammar: Editing short texts – identifying and correcting common errors in grammar and usage (articles, prepositions, tenses, subject verb agreement)

Pronunciation: Stress in compound words

Text books:

- 1) “Infotech English”, Maruthi Publications. (Detailed)
- 2) “The Individual Society”, Pearson Publications. (Non-detailed)



JAWAHARLAL NEHRU TECHNOLOGICAL UNIVERSITY: KAKINADA
KAKINADA – 533 003, Andhra Pradesh, India

DEPARTMENT OF COMPUTER SCIENCE & ENGINEERING

Reference books:

- 1) Bailey, Stephen. Academic writing: A handbook for international students. Routledge, 2014.
- 2) Chase, Becky Tarver. Pathways: Listening, Speaking and Critical Thinking. Heinley ELT; 2nd Edition, 2018.
- 3) Skillful Level 2 Reading & Writing Student's Book Pack (B1) Macmillan Educational.
- 4) Hewings, Martin. Cambridge Academic English (B2). CUP, 2012.



JAWAHARLAL NEHRU TECHNOLOGICAL UNIVERSITY: KAKINADA
KAKINADA – 533 003, Andhra Pradesh, India

DEPARTMENT OF COMPUTER SCIENCE & ENGINEERING

I Year - I Semester		L	T	P	C
		3	0	0	3
MATHEMATICS-I (BS1101) (Common to all Branch's for I Year B. Tech)					

Course Objectives:

- This course will illuminate the students in the concepts of calculus.
- To enlighten the learners in the concept of differential equations and multivariable calculus.
- To equip the students with standard concepts and tools at an intermediate to advanced level mathematics to develop the confidence and ability among the students to handle various real world problems and their applications.

Course Outcomes:

At the end of the course, the student will be able to

- Utilize mean value theorems to real life problems (L3)
- Solve the differential equations related to various engineering fields (L3)
- Familiarize with functions of several variables which is useful in optimization (L3)
- Apply double integration techniques in evaluating areas bounded by region (L3)
- Students will also learn important tools of calculus in higher dimensions. Students will become familiar with 2- dimensional and 3-dimensional coordinate systems (L5)

UNIT I: Sequences, Series and Mean value theorems: (10 hrs)

Sequences and Series: Convergences and divergence – Ratio test – Comparison tests – Integral test – Cauchy's root test – Alternate series – Leibnitz's rule.

Mean Value Theorems (without proofs): Rolle's Theorem – Lagrange's mean value theorem – Cauchy's mean value theorem – Taylor's and Maclaurin's theorems with remainders.

UNIT II: Differential equations of first order and first degree: (10 hrs)

Linear differential equations – Bernoulli's equations – Exact equations and equations reducible to exact form.

Applications: Newton's Law of cooling – Law of natural growth and decay – Orthogonal trajectories – Electrical circuits.

UNIT III: Linear differential equations of higher order: (10 hrs)

Non-homogeneous equations of higher order with constant coefficients – with non-homogeneous term of the type e^{ax} , $\sin ax$, $\cos ax$, polynomials in x^n , $e^{ax} V(x)$ and $x^n V(x)$ – Method of Variation of parameters.

Applications: LCR circuit, Simple Harmonic motion.

UNIT IV: Partial differentiation: (10 hrs)

Introduction – Homogeneous function – Euler's theorem – Total derivative – Chain rule – Jacobian – Functional dependence – Taylor's and Mc Laurent's series expansion of functions of two variables.

Applications: Maxima and Minima of functions of two variables without constraints and Lagrange's method (with constraints).



JAWAHARLAL NEHRU TECHNOLOGICAL UNIVERSITY: KAKINADA
KAKINADA – 533 003, Andhra Pradesh, India

DEPARTMENT OF COMPUTER SCIENCE & ENGINEERING

UNIT V: Multiple integrals: (8 hrs)

Double and Triple integrals – Change of order of integration – Change of variables.

Applications: Finding Areas and Volumes.

Text Books:

- 1) B. S. Grewal, Higher Engineering Mathematics, 43rd Edition, Khanna Publishers.
- 2) B. V. Ramana, Higher Engineering Mathematics, 2007 Edition, Tata Mc. Graw Hill Education.

Reference Books:

- 1) Erwin Kreyszig, Advanced Engineering Mathematics, 10th Edition, Wiley-India.
- 2) Joel Hass, Christopher Heil and Maurice D. Weir, Thomas calculus, 14th Edition, Pearson.
- 3) Lawrence Tury, Advanced Engineering Mathematics, CRC Press, 2013.
- 4) Srimantha Pal, S C Bhunia, Engineering Mathematics, Oxford University Press.



JAWAHARLAL NEHRU TECHNOLOGICAL UNIVERSITY: KAKINADA
KAKINADA – 533 003, Andhra Pradesh, India

DEPARTMENT OF COMPUTER SCIENCE & ENGINEERING

I Year - I Semester		L	T	P	C
		3	0	0	3
APPLIED CHEMISTRY (BS1106)					

Knowledge of basic concepts of Chemistry for Engineering students will help them as professional engineers later in design and material selection, as well as utilizing the available resources.

Course Objectives:

- *Importance* of usage of plastics in household appliances and composites (FRP) in aerospace and automotive industries.
- *Outline* the basics for the construction of electrochemical cells, batteries and fuel cells. Understand the mechanism of corrosion and how it can be prevented.
- *Express* the increase in demand as wide variety of advanced materials are introduced; which have excellent engineering properties.
- *Explain* the crystal structures, and the preparation of semiconductors. Magnetic properties are also studied.
- *Recall* the increase in demand for power and hence alternative sources of power are studied due to depleting sources of fossil fuels. Advanced instrumental techniques are introduced.

UNIT I: Polymer Technology

Polymerisation:- Introduction-methods of polymerization (emulsion and suspension)-physical and mechanical properties.

Plastics: Compounding-fabrication (compression, injection, blown film, extrusion) - preparation, properties and applications of PVC, polycarbonates and Bakelite-mention some examples of plastic materials used in electronic gadgets, recycling of e-plastic waste.

Elastomers:- Natural rubber-drawbacks-vulcanization-preparation, properties and applications of synthetic rubbers (Buna S, thiokol and polyurethanes).

Composite materials: Fiber reinforced plastics-conducting polymers-biodegradable polymers-biopolymers-biomedical polymers.

Learning Outcomes: *At the end of this unit, the students will be able to*

- *Outline* the properties of polymers and various additives added and different methods of forming plastic materials.
- *Explain* the preparation, properties and applications of some plastic materials.
- *Interpret* the mechanism of conduction in conducting polymers .
- *Discuss* natural and synthetic rubbers and their applications.

UNIT II: Electrochemical Cells and Corrosion

Single electrode potential-Electrochemical series and uses of series-standard hydrogen electrode, calomel electrode-concentration cell-construction of glass electrode-Batteries: Dry cell, Ni-Cd cells, Ni-Metal hydride cells, Li ion battery, zinc air cells-Fuel cells: H₂-O₂, CH₃OH-O₂, phosphoric acid, molten carbonate.

Corrosion:- Definition-theories of corrosion (chemical and electrochemical)-galvanic corrosion, differential aeration corrosion, stress corrosion, waterline corrosion-passivity of metals-galvanic series-factors influencing rate of corrosion-corrosion control (proper designing, cathodic protection)-Protective coatings: Surface preparation, cathodic and anodic coatings, electroplating,



JAWAHARLAL NEHRU TECHNOLOGICAL UNIVERSITY: KAKINADA
KAKINADA – 533 003, Andhra Pradesh, India

DEPARTMENT OF COMPUTER SCIENCE & ENGINEERING

electroless plating (nickel). Paints (constituents, functions, special paints).

Learning Outcomes: *At the end of this unit, the students will be able to*

- *Explain* the theory of construction of battery and fuel cells.
- *Categorize* the reasons for corrosion and study some methods of corrosion control.

UNIT III: Material Chemistry

Part I:

Non-elemental semiconducting materials:- Stoichiometric, controlled valency & chalcogen photo/semiconductors-preparation of semiconductors (distillation, zone refining, Czochralski crystal pulling, epitaxy, diffusion, ion implantation) - Semiconductor devices (p-n junction diode as rectifier, junction transistor).

Insulators & magnetic materials: electrical insulators-ferro and ferri magnetism-Hall effect and its applications.

Part II:

Nano materials:- Introduction-sol-gel method- characterization by BET, SEM and TEM methods-applications of graphene-carbon nanotubes and fullerenes: Types, preparation and applications

Liquid crystals:- Introduction-types-applications.

*Super conductors:-*Type –I, Type II-characteristics and applications

Learning Outcomes: *At the end of this unit, the students will be able to*

- *Understand* the importance of materials like nanomaterials and fullerenes and their uses.
- *Understand* liquid crystals and superconductors.
- *Understand* the preparation of semiconductors.

UNIT IV: Advanced Concepts/Topics in Chemistry

Computational chemistry: Introduction, Ab Initio studies

Molecular switches: characteristics of molecular motors and machines, Rotaxanes and Catenanes as artificial molecular machines, prototypes – linear motions in rotaxanes, an acid-base controlled molecular shuttle, a molecular elevator, an autonomous light-powered molecular motor

Learning Outcomes: *At the end of this unit, the students will be able to*

- *Obtain* the knowledge of computational chemistry
- *Understand* importance molecular machines

UNIT V: Spectroscopic Techniques & Non Conventional Energy Sources

Part A: SPECTROSCOPIC TECHNIQUES

Electromagnetic spectrum-UV (laws of absorption, instrumentation, theory of electronic spectroscopy, Frank-condon principle, chromophores and auxochromes, intensity shifts, applications), FT-IR (instrumentation and IR of some organic compounds, applications)-magnetic resonance imaging and CT scan (procedure & applications).

Part B: NON CONVENTIONAL ENERGY SOURCES

Design, working, schematic diagram, advantages and disadvantages of photovoltaic cell, hydropower, geothermal power, tidal and wave power, ocean thermal energy conversion.

Learning Outcomes: *At the end of this unit, the students will be able to*

- understand the principles of different analytical instruments.
- explain the different applications of analytical instruments.
- design sources of energy by different natural sources.



JAWAHARLAL NEHRU TECHNOLOGICAL UNIVERSITY: KAKINADA
KAKINADA – 533 003, Andhra Pradesh, India

DEPARTMENT OF COMPUTER SCIENCE & ENGINEERING

Text Books:

- 1) Engineering Chemistry by Jain and Jain; Dhanpat Rai Publicating Co.

Reference Books:

- 1) Engineering Chemistry by Shikha Agarwal; Cambridge University Press, 2019 edition.



JAWAHARLAL NEHRU TECHNOLOGICAL UNIVERSITY: KAKINADA
KAKINADA – 533 003, Andhra Pradesh, India

DEPARTMENT OF COMPUTER SCIENCE & ENGINEERING

I Year - I Semester		L	T	P	C
		3	0	0	3
FUNDAMENTALS OF COMPUTER SCIENCE (ES1112)					

Course Objectives:

This course is designed to:

- Explain the concepts of computers and classify based on type and generation.
- Demonstrate the techniques of writing algorithms pseudo codes & schematic flow of logic in software development process.
- Teach about the purpose of networks and types of networks and media to connect the computers
- Teach about Operating Systems and its concepts.
- Illustrate about database architecture and its components
- Illustrate about distributed computing, peer to peer, grid, cloud on demand and utility computing.

Course Outcomes:

On completion of the course the student will be able to

- Illustrate the concept of input and output devices of Computers and how it works and recognize the basic terminology used in computer programming.
- Recognize the Computer networks, types of networks and topologies.
- Summarize the concepts of Operating Systems and Databases.
- Recite the Advanced Computer Technologies like Distributed Computing & Wireless Networks.

UNIT I

A Simple Computer System: Central processing unit, the further need of secondary storage, Types of memory, Hardware, Software and people.

Peripheral Devices: Input, Output and storage, Data Preparation, Factors affecting input, Input devices, Output devices, Secondary devices, Communication between the CPU and Input/ Output devices. (Text Book 1)

UNIT II

Problem Solving and Programming: Algorithm development, Flowcharts, Looping, some programming features, Pseudo code, the one-zero game, some structured programming concepts, documents.

Programming Languages: Machine Language and assembly language, high -level and low level languages, Assemblers, Compilers, and Interpreters (Text Book 1)

UNIT III

Computer Networks: Introduction to computer Networks, Network topologies-Bus topology, star topology, Ring topology, Mesh topology, Hybrid topology, Types of Networks: Local area Network, Wide Area Networks, Metropolitan Networks, Campus/ Corporate Area Network, Personal Area Network, Network Devices- Hub, Repeater, Switch, Bridge, Router, Gateway, Network interface Card, Open System Inter connection Model (Text Book 2)

Operating systems: Introduction, Evolution of operating systems, Process Management- Process control block, Process operations, Process scheduling, Command Interpreter, Popular operating



JAWAHARLAL NEHRU TECHNOLOGICAL UNIVERSITY: KAKINADA
KAKINADA – 533 003, Andhra Pradesh, India

DEPARTMENT OF COMPUTER SCIENCE & ENGINEERING

systems- Microsoft DOS, Microsoft Windows, UNIX and Linux. (Text Book 2)

UNIT IV

Database Systems: File-Oriented Approach, Database-oriented Approach-Components of Database system, Advantages & Disadvantages of Database approach, Applications of Database systems, Database views, Three-schema architecture, Database models-Hierarchical model, Network Model, relational Model, Object-oriented Data Model, Components of database management systems, Retrieving Data through Queries (Text Book 2)

Computer Systems and Development: Investigation, Analysis, Design, system processing and general program design, Presentation to management and users, Implementation, Documents. (Text Book 1)

UNIT V

Emerging Computer Technologies: Distributed Networking, Peer-to-peer Computing, Categorization of Peer-to-peer system Applications of Peer-to-peer networks, Grid Computing-components of Grid computing, Applications of Grid computing,, Cloud Computing-characteristics of cloud computing systems, cloud computing services, cloud computing architecture, cloud computing applications, Cloud computing concerns

Wireless Networks: Wireless network operations, Types of wireless networks, security in wireless Networks, Limitations of wireless Networks, Bluetooth – Bluetooth Piconets, Avoiding Interference in Bluetooth Devices, Bluetooth Security, Differences between Bluetooth and Wireless Networks. (Text Book 2)

Text Books:

1. An Introduction to Computer studies –Noel Kalicharan-Cambridge
2. Fundamentals of Computers –Reema Thareja-Oxford higher education

References Books:

1. Introduction to Information Technology – ITL education Solution Limited, Pearson
2. Computer Science and overview-J. Glenn Brookshear, Dennis Brylow-Pearson



JAWAHARLAL NEHRU TECHNOLOGICAL UNIVERSITY: KAKINADA
KAKINADA – 533 003, Andhra Pradesh, India

DEPARTMENT OF COMPUTER SCIENCE & ENGINEERING

I Year - I Semester		L	T	P	C
		1	0	3	2.5
ENGINEERING DRAWING (ES1103)					

Course Objectives:

- Engineering drawing being the principal method of communication for engineers, the objective is to introduce the students, the techniques of constructing the various types of polygons, curves and scales. The objective is also to visualize and represent the 3D objects in 2D planes with proper dimensioning, scaling etc.

Course Outcomes:

- The student will learn how to visualize 2D & 3D objects.

UNIT I

Objective: To introduce the students to use drawing instruments and to draw polygons, Engg. Curves.

Polygons: Constructing regular polygons by general methods, inscribing and describing polygons on circles.

Curves: Parabola, Ellipse and Hyperbola by general and special methods, cycloids, involutes, tangents & normals for the curves.

Scales: Plain scales, diagonal scales and vernier scales

UNIT II

Objective: To introduce the students to use orthographic projections, projections of points & simple lines. To make the students draw the projections of the lines inclined to both the planes.

Orthographic Projections: Reference plane, importance of reference lines, projections of points in various quadrants, projections of lines, line parallel to both the planes, line parallel to one plane and inclined to other plane.

Projections of straight lines inclined to both the planes, determination of true lengths, angle of inclination and traces.

UNIT III

Objective: The objective is to make the students draw the projections of the plane inclined to both the planes.

Projections of planes: regular planes perpendicular/parallel to one reference plane and inclined to the other reference plane; inclined to both the reference planes.

UNIT IV

Objective: The objective is to make the students draw the projections of the various types of solids in different positions inclined to one of the planes.

Projections of Solids – Prisms, Pyramids, Cones and Cylinders with the axis inclined to both the planes.

UNIT V

Objective: The objective is to represent the object in 3D view through isometric views. The student will be able to represent and convert the isometric view to orthographic view and vice versa.

Conversion of isometric views to orthographic views; Conversion of orthographic views to isometric views.

Computer Aided Design, Drawing practice using Auto CAD, Creating 2D&3D drawings of objects using Auto CAD



JAWAHARLAL NEHRU TECHNOLOGICAL UNIVERSITY: KAKINADA
KAKINADA – 533 003, Andhra Pradesh, India

DEPARTMENT OF COMPUTER SCIENCE & ENGINEERING

Note: In the End Examination there will be no question from CAD.

Text Books:

- 1) Engineering Drawing by N.D. Butt, Chariot Publications
- 2) Engineering Drawing by Agarwal & Agarwal, Tata McGraw Hill Publishers

Reference Books:

- 1) Engineering Drawing by K.L.Narayana & P. Kannaiah, Scitech Publishers
- 2) Engineering Graphics for Degree by K.C. John, PHI Publishers
- 3) Engineering Graphics by PI Varghese, McGrawHill Publishers
- 4) Engineering Drawing + AutoCad – K Venugopal, V. Prabhu Raja, New Age



JAWAHARLAL NEHRU TECHNOLOGICAL UNIVERSITY: KAKINADA
KAKINADA – 533 003, Andhra Pradesh, India

DEPARTMENT OF COMPUTER SCIENCE & ENGINEERING

I Year - I Semester		L	T	P	C
		0	0	3	1.5
ENGLISH LAB (HS1102)					

UNIT I

Vowels, Consonants, Pronunciation, Phonetic Transcription

UNIT II

Past tense markers, word stress-di-syllabic words, Poly-Syllabic words

UNIT III

Rhythm & Intonation

UNIT IV

Contrastive Stress (Homographs)

UNIT V

Word Stress: Weak and Strong forms

Stress in compound words

References books:

- 1) Infotech English, Maruthi Publications (with Compact Disc).
- 2) Exercises in Spoken English Part 1,2,3,4, OUP and CIEFL.
- 3) English Pronunciation in use- Mark Hancock, Cambridge University Press.
- 4) English Phonetics and Phonology-Peter Roach, Cambridge University Press.
- 5) English Pronunciation in use- Mark Hewings, Cambridge University Press.
- 6) English Pronunciation Dictionary- Daniel Jones, Cambridge University Press.
- 7) English Phonetics for Indian Students- P. Bala Subramanian, Mac Millan Publications.



JAWAHARLAL NEHRU TECHNOLOGICAL UNIVERSITY: KAKINADA
KAKINADA – 533 003, Andhra Pradesh, India

DEPARTMENT OF COMPUTER SCIENCE & ENGINEERING

I Year - I Semester		L	T	P	C
		0	0	3	1.5
APPLIED CHEMISTRY LAB (BS1107)					

Introduction to Chemistry laboratory – Molarity, normality, primary, secondary standard solutions, volumetric titrations, quantitative analysis

- 1) Determination of HCl using standard Na_2CO_3 solution.
- 2) Determination of alkalinity of a sample containing Na_2CO_3 and NaOH.
- 3) Determination of Mn (II) using standard oxalic acid solution.
- 4) Determination of ferrous iron using standard $\text{K}_2\text{Cr}_2\text{O}_7$ solution.
- 5) Determination of copper (II) using standard hypo solution.
- 6) Determination of temporary and permanent hardness of water using standard EDTA solution.
- 7) Determination of iron (III) by a colorimetric method.
- 8) Determination of the concentration of acetic acid using sodium hydroxide (pH-metry method).
- 9) Determination of the concentration of strong acid vs strong base (by conductometric method).
- 10) Determination of strong acid vs strong base (by potentiometric method).
- 11) Determination of Mg^{+2} present in an antacid.
- 12) Determination of CaCO_3 present in an egg shell.
- 13) Estimation of Vitamin C.
- 14) Determination of phosphoric content in soft drinks.
- 15) Adsorption of acetic acid by charcoal.
- 16) Preparation of nylon-6, 6 and Bakelite (demonstration only).

Of the above experiments at-least 10 assessment experiments should be completed in a semester.

Outcomes: The students entering into the professional course have practically very little exposure to lab classes. The experiments introduce volumetric analysis; redox titrations with different indicators; EDTA titrations; then they are exposed to a few instrumental methods of chemical analysis. Thus at the end of the lab course, the student is exposed to different methods of chemical analysis and use of some commonly employed instruments. They thus acquire some experimental skills.

Reference Books:

- 1) A Textbook of Quantitative Analysis, Arthur J. Vogel.



JAWAHARLAL NEHRU TECHNOLOGICAL UNIVERSITY: KAKINADA
KAKINADA – 533 003, Andhra Pradesh, India

DEPARTMENT OF COMPUTER SCIENCE & ENGINEERING

I Year - I Semester		L	T	P	C
		0	0	3	1.5
IT WORKSHOP (ES1105)					

Course Objectives:

The objective of IT Workshop is to

- Explain the internal parts of a computer, peripherals, I/O ports, connecting cables
- Demonstrate basic command line interface commands on Linux
- Teach the usage of Internet for productivity and self paced lifelong learning
- Describe about Compression, Multimedia and Antivirus tools
- Demonstrate Office Tools such as Word processors, Spreadsheets and Presentation tools

Course Outcomes:

Students should be able to:

- Assemble and disassemble components of a PC
- Construct a fully functional virtual machine, Summarize various Linux operating system commands,
- Secure a computer from cyber threats, Learn and practice programming skill in Github, Hackerrank, Codechef, HackerEarth etc.
- Recognize characters & extract text from scanned images, Create audio files and podcasts
- Create video tutorials and publishing, Use office tools for documentation, Build interactive presentations, Build websites, Create quizzes & analyze responses.

Computer Hardware:

Experiment 1: Identification of peripherals of a PC, Laptop, Server and Smart Phones: Prepare a report containing the block diagram along with the configuration of each component and its functionality, Input/ Output devices, I/O ports and interfaces, main memory, cache memory and secondary storage technologies, digital storage basics, networking components and speeds.

Operating Systems:

Experiment 2: Virtual Machine setup:

- Setting up and configuring a new Virtual Machine
- Setting up and configuring an existing Virtual Machine
- Exporting and packaging an existing Virtual Machine into a portable format

Experiment 2: Operating System installation:

- Installing an Operating System such as Linux on Computer hardware.

Experiment 3: Linux Operating System commands:

- General command syntax
- Basic *help* commands
- Basic File system commands
- Date and Time
- Basic Filters and Text processing
- Basic File compression commands
- Miscellaneous: apt-get, vi editor

Networking and Internet:

Experiment 4: Networking Commands:

- ping, ssh, ifconfig, scp, netstat, ipstat, nslookup, traceroute, telnet, host, ftp, arp, wget, route



JAWAHARLAL NEHRU TECHNOLOGICAL UNIVERSITY: KAKINADA
KAKINADA – 533 003, Andhra Pradesh, India

DEPARTMENT OF COMPUTER SCIENCE & ENGINEERING

Experiment 5: Internet Services:

- Web Browser usage and advanced settings like LAN, proxy, content, privacy, security, cookies, extensions/ plugins
- Antivirus installation, configuring a firewall, blocking pop-ups
- Email creation and usage, Creating a Digital Profile on LinkedIn
- Source control on Github, Hackerrank, Codechef, HackerEarth, etc
- Google hangout/ Skype/ gotomeeting video conferencing
- archive.org for accessing archived resources on the web

Productivity Tools:

Experiment 6: Demonstration and Practice on archival and compression tools

- scanning and image editing tools
- OCR and text extraction
- audio players, recording using Mic, editing, podcast preparation
- video players, recording using webcam/camcorder, editing
- podcast, screencast, vodcast, webcasting

Office Tools:

Experiment 7: Demonstration and Practice on Text Editors like Notepad++, Sublime Text, Atom, Brackets, Visual code, etc

Experiment 8: Demonstration and practice on Microsoft Word, Power Point

Experiment 9: Demonstration and practice on Microsoft Excel.

Experiment 10: Demonstration and practice on LaTeX and produce professional pdf documents.

Experiment 12: Cloud based productivity enhancement and collaboration tools:

- Store, sync, and share files with ease in the cloud using Google Drive
- Document creation and editing text documents in your web browser using Google docs
- Handle task lists, create project plans, analyze data with charts and filters using Google Sheets
- Create pitch decks, project presentations, training modules using Google Slides
- Manage event registrations, create quizzes, analyze responses using Google Forms
- Build public sites, internal project hubs using Google Sites
- Online collaboration through cross-platform support using Jamboard
- Keep track of important events, sharing one's schedule, and create multiple calendars using Google Calendar

Text Books:

- 1) Computer Fundamentals, Anita Goel, Pearson Education, 2017
- 2) PC Hardware Trouble Shooting Made Easy, TMH

References Books:

- 1) Essential Computer and IT Fundamentals for Engineering and Science Students, Dr.N.B.Vekateswarlu, S.Chand

e-Resources:

- 1) https://explorersposts.grc.nasa.gov/post631/2006-2007/computer_basics/ComputerPorts.doc
- 2) https://explorersposts.grc.nasa.gov/post631/2006-2007/bitsnbyte/Digital_Storage_Basics.doc
- 3) <https://www.thegeekstuff.com/2009/07/linux-ls-command-examples>



JAWAHARLAL NEHRU TECHNOLOGICAL UNIVERSITY: KAKINADA
KAKINADA – 533 003, Andhra Pradesh, India

DEPARTMENT OF COMPUTER SCIENCE & ENGINEERING

- 4) <https://www.pcsuggest.com/basic-linux-commands/>
- 5) <https://www.vmware.com/pdf/VMwarePlayerManual10.pdf>
- 6) <https://geek-university.com/vmware-player/manually-install-a-guest-operating-system/>
- 7) <https://gsuite.google.com/learning-center/products/#!/>



JAWAHARLAL NEHRU TECHNOLOGICAL UNIVERSITY: KAKINADA
KAKINADA – 533 003, Andhra Pradesh, India

DEPARTMENT OF COMPUTER SCIENCE & ENGINEERING

I Year - I Semester		L	T	P	C
		3	0	0	0
ENVIRONMENTAL SCIENCE (MC1101)					

Course Objectives:

The objectives of the course are to impart:

- Overall understanding of the natural resources.
- Basic understanding of the ecosystem and its diversity.
- Acquaintance on various environmental challenges induced due to unplanned anthropogenic activities.
- An understanding of the environmental impact of developmental activities.
- Awareness on the social issues, environmental legislation and global treaties.

UNIT I

Multidisciplinary nature of Environmental Studies: Definition, Scope and Importance – Sustainability: Stockholm and Rio Summit–Global Environmental Challenges: Global warming and climate change, acid rains, ozone layer depletion, population growth and explosion, effects. Role of information technology in environment and human health.

Ecosystems: Concept of an ecosystem. - Structure and function of an ecosystem; Producers, consumers and decomposers. - Energy flow in the ecosystem - Ecological succession. - Food chains, food webs and ecological pyramids; Introduction, types, characteristic features, structure and function of Forest ecosystem, Grassland ecosystem, Desert ecosystem, Aquatic ecosystems.

UNIT II

Natural Resources: Natural resources and associated problems.

Forest resources: Use and over – exploitation, deforestation – Timber extraction – Mining, dams and other effects on forest and tribal people.

Water resources: Use and over utilization of surface and ground water – Floods, drought, conflicts over water, dams – benefits and problems.

Mineral resources: Use and exploitation, environmental effects of extracting and using mineral resources.

Food resources: World food problems, changes caused by non-agriculture activities-effects of modern agriculture, fertilizer-pesticide problems, water logging, salinity.

Energy resources: Growing energy needs, renewable and non-renewable energy sources use of alternate energy sources.

Land resources: Land as a resource, land degradation, Wasteland reclamation, man induced landslides, soil erosion and desertification; Role of an individual in conservation of natural resources; Equitable use of resources for sustainable lifestyles.

UNIT III

Biodiversity and its conservation: Definition: genetic, species and ecosystem diversity-classification - Value of biodiversity: consumptive use, productive use, social-Biodiversity at national and local levels. India as a mega-diversity nation - Hot-spots of biodiversity - Threats to biodiversity: habitat loss, man-wildlife conflicts. - Endangered and endemic species of India – Conservation of biodiversity: conservation of biodiversity.

UNIT IV

Environmental Pollution: Definition, Cause, effects and control measures of Air pollution, Water pollution, Soil pollution, Noise pollution, Nuclear hazards. Role of an individual in prevention of



JAWAHARLAL NEHRU TECHNOLOGICAL UNIVERSITY: KAKINADA
KAKINADA – 533 003, Andhra Pradesh, India

DEPARTMENT OF COMPUTER SCIENCE & ENGINEERING

pollution. - Pollution case studies, Sustainable Life Studies. Impact of Fire Crackers on Men and his well being.

Solid Waste Management: Sources, Classification, effects and control measures of urban and industrial solid wastes. Consumerism and waste products, Biomedical, Hazardous and e – waste management.

UNIT V

Social Issues and the Environment: Urban problems related to energy -Water conservation, rain water harvesting-Resettlement and rehabilitation of people; its problems and concerns. Environmental ethics: Issues and possible solutions. Environmental Protection Act -Air (Prevention and Control of Pollution) Act. –Water (Prevention and control of Pollution) Act - Wildlife Protection Act -Forest Conservation Act-Issues involved in enforcement of environmental legislation. -Public awareness.

Environmental Management: Impact Assessment and its significance various stages of EIA, preparation of EMP and EIS, Environmental audit. Ecotourism, Green Campus – Green business and Green politics.

The student should Visit an Industry / Ecosystem and submit a report individually on any issues related to Environmental Studies course and make a power point presentation.

Text Books:

- 1) Environmental Studies, K. V. S. G. Murali Krishna, VGS Publishers, Vijayawada
- 2) Environmental Studies, R. Rajagopalan, 2nd Edition, 2011, Oxford University Press.
- 3) Environmental Studies, P. N. Palanisamy, P. Manikandan, A. Geetha, and K. Manjula Rani; Pearson Education, Chennai

Reference Books:

- 1) Text Book of Environmental Studies, Deeshita Dave & P. Udaya Bhaskar, Cengage Learning.
- 2) A Textbook of Environmental Studies, Shaashi Chawla, TMH, New Delhi
- 3) Environmental Studies, Benny Joseph, Tata McGraw Hill Co, New Delhi
- 4) Perspectives in Environment Studies, Anubha Kaushik, C P Kaushik, New Age International Publishers, 2014



JAWAHARLAL NEHRU TECHNOLOGICAL UNIVERSITY: KAKINADA
KAKINADA – 533 003, Andhra Pradesh, India

DEPARTMENT OF COMPUTER SCIENCE & ENGINEERING

I Year - II Semester		L	T	P	C
		3	0	0	3
MATHEMATICS - II (BS1202)					

Course Objectives:

- To instruct the concept of Matrices in solving linear algebraic equations
- To elucidate the different numerical methods to solve nonlinear algebraic equations
- To disseminate the use of different numerical techniques for carrying out numerical integration.
- To equip the students with standard concepts and tools at an intermediate to advanced level mathematics to develop the confidence and ability among the students to handle various real world problems and their applications.

Course Outcomes:

At the end of the course, the student will be able to

- develop the use of matrix algebra techniques that is needed by engineers for practical applications (L6)
- solve system of linear algebraic equations using Gauss elimination, Gauss Jordan, Gauss Seidel (L3)
- evaluate approximating the roots of polynomial and transcendental equations by different algorithms (L5)
- apply Newton's forward & backward interpolation and Lagrange's formulae for equal and unequal intervals (L3)
- apply different algorithms for approximating the solutions of ordinary differential equations to its analytical computations (L3)

UNIT I: Solving systems of linear equations, Eigen values and Eigen vectors: (10 hrs)

Rank of a matrix by echelon form and normal form – Solving system of homogeneous and non-homogeneous equations linear equations – Gauss Elimination for solving system of equations – Eigen values and Eigen vectors and their properties.

UNIT-II: Cayley-Hamilton theorem and Quadratic forms: (10 hrs)

Cayley - Hamilton theorem (without proof) – Finding inverse and power of a matrix by Cayley-Hamilton theorem – Reduction to Diagonal form – Quadratic forms and nature of the quadratic forms – Reduction of quadratic form to canonical forms by orthogonal transformation. Singular values of a matrix, singular value decomposition (Ref. Book – 1).

UNIT III: Iterative methods: (8 hrs)

Introduction – Bisection method – Secant method – Method of false position – Iteration method – Newton-Raphson method (One variable and simultaneous Equations) – Jacobi and Gauss-Seidel methods for solving system of equations.

UNIT IV: Interpolation: (10 hrs)

Introduction – Errors in polynomial interpolation – Finite differences – Forward differences – Backward differences – Central differences – Relations between operators – Newton's forward and backward formulae for interpolation – Interpolation with unequal intervals – Lagrange's interpolation formula – Newton's divide difference formula.



JAWAHARLAL NEHRU TECHNOLOGICAL UNIVERSITY: KAKINADA
KAKINADA – 533 003, Andhra Pradesh, India

DEPARTMENT OF COMPUTER SCIENCE & ENGINEERING

UNIT V: Numerical integration and solution of ordinary differential equations: (10 hrs)
Trapezoidal rule – Simpson's $1/3^{\text{rd}}$ and $3/8^{\text{th}}$ rule – Solution of ordinary differential equations by Taylor's series – Picard's method of successive approximations – Euler's method – Runge-Kutta method (second and fourth order).

Text Books:

- 1) B. S. Grewal, Higher Engineering Mathematics, 43rd Edition, Khanna Publishers.
- 2) B. V. Ramana, Higher Engineering Mathematics, 2007 Edition, Tata Mc. Graw Hill Education.

Reference Books:

- 1) David Poole, Linear Algebra- A modern introduction, 4th Edition, Cengage.
- 2) Steven C. Chapra, Applied Numerical Methods with MATLAB for Engineering and Science, Tata Mc. Graw Hill Education.
- 3) M. K. Jain, S. R. K. Iyengar and R. K. Jain, Numerical Methods for Scientific and Engineering Computation, New Age International Publications.
- 4) Lawrence Turyn, Advanced Engineering Mathematics, CRC Press.



JAWAHARLAL NEHRU TECHNOLOGICAL UNIVERSITY: KAKINADA
KAKINADA – 533 003, Andhra Pradesh, India

DEPARTMENT OF COMPUTER SCIENCE & ENGINEERING

I Year - II Semester		L	T	P	C
		3	0	0	3
MATHEMATICS - III (BS1203)					

Course Objectives:

- To familiarize the techniques in partial differential equations
- To furnish the learners with basic concepts and techniques at plus two level to lead them into advanced level by handling various real world applications.

Course Outcomes:

At the end of the course, the student will be able to

- Interpret the physical meaning of different operators such as gradient, curl and divergence (L5)
- Estimate the work done against a field, circulation and flux using vector calculus (L5)
- Apply the Laplace transform for solving differential equations (L3)
- Find or compute the Fourier series of periodic signals (L3)
- Know and be able to apply integral expressions for the forwards and inverse Fourier transform to a range of non-periodic waveforms (L3)
- Identify solution methods for partial differential equations that model physical processes (L3)

UNIT I: Vector calculus: (10 hrs)

Vector Differentiation: Gradient – Directional derivative – Divergence – Curl – Scalar Potential.

Vector Integration: Line integral – Work done – Area – Surface and volume integrals – Vector integral theorems: Greens, Stokes and Gauss Divergence theorems (without proof).

UNIT II: Laplace Transforms: (10 hrs)

Laplace transforms of standard functions – Shifting theorems – Transforms of derivatives and integrals – Unit step function – Dirac's delta function – Inverse Laplace transforms – Convolution theorem (without proof).

Applications: Solving ordinary differential equations (initial value problems) using Laplace transforms.

UNIT III: Fourier series and Fourier Transforms: (10 hrs)

Fourier Series: Introduction – Periodic functions – Fourier series of periodic function – Dirichlet's conditions – Even and odd functions – Change of interval – Half-range sine and cosine series.

Fourier Transforms: Fourier integral theorem (without proof) – Fourier sine and cosine integrals – Sine and cosine transforms – Properties – inverse transforms – Finite Fourier transforms.

UNIT IV: PDE of first order: (8 hrs)

Formation of partial differential equations by elimination of arbitrary constants and arbitrary functions – Solutions of first order linear (Lagrange) equation and nonlinear (standard types) equations.

UNIT V: Second order PDE and Applications: (10 hrs)

Second order PDE: Solutions of linear partial differential equations with constant coefficients – RHS term of the type e^{ax+by} , $\sin(ax+by)$, $\cos(ax+by)$, $x^m y^n$.

Applications of PDE: Method of separation of Variables – Solution of One dimensional Wave, Heat and two-dimensional Laplace equation.



JAWAHARLAL NEHRU TECHNOLOGICAL UNIVERSITY: KAKINADA
KAKINADA – 533 003, Andhra Pradesh, India

DEPARTMENT OF COMPUTER SCIENCE & ENGINEERING

Text Books:

- 1) B. S. Grewal, Higher Engineering Mathematics, 43rd Edition, Khanna Publishers.
- 2) B. V. Ramana, Higher Engineering Mathematics, 2007 Edition, Tata Mc. Graw Hill Education.

Reference Books:

- 1) Erwin Kreyszig, Advanced Engineering Mathematics, 10th Edition, Wiley-India.
- 2) Dean. G. Duffy, Advanced Engineering Mathematics with MATLAB, 3rd Edition, CRC Press.
- 3) Peter O' Neil, Advanced Engineering Mathematics, Cengage.
- 4) Srimantha Pal, S C Bhunia, Engineering Mathematics, Oxford University Press.



JAWAHARLAL NEHRU TECHNOLOGICAL UNIVERSITY: KAKINADA
KAKINADA – 533 003, Andhra Pradesh, India

DEPARTMENT OF COMPUTER SCIENCE & ENGINEERING

I Year - II Semester		L	T	P	C
		3	0	0	3
APPLIED PHYSICS (BS1204)					

Course Objectives:

Physics curriculum which is re-oriented to the needs of Circuital branches of graduate engineering courses offered by Jawaharlal Nehru Technological University Kakinada that serves as a transit to understand the branch specific advanced topics. The course is designed to:

- Impart Knowledge of Physical Optics phenomena like Interference and Diffraction required to design instruments with higher resolution.
- Understand the physics of Semiconductors and their working mechanism for their utility in sensors.
- To impart the knowledge of materials with characteristic utility in appliances.

UNIT I

(10hrs)

WAVE OPTICS: Principle of Superposition - Interference of light - Conditions for sustained Interference - Interference in thin films (reflected geometry) - Newton's Rings (reflected geometry).

Diffraction - Fraunhofer Diffraction - Diffraction due to Single slit (quantitative), Double slit, N -slits and circular aperture (qualitative) – Intensity distribution curves - Diffraction Grating – Grating spectrum – missing order – resolving power – Rayleigh's criterion – Resolving powers of Microscope, Telescope and grating (qualitative).

Unit Outcomes: *The students will be able to*

- explain the need of coherent sources and the conditions for sustained interference.
- analyze the differences between interference and diffraction with applications.
- illustrate the resolving power of various optical instruments.

UNIT II

(9hrs)

QUANTUM MECHANICS: Introduction – Matter waves – de Broglie's hypothesis – Davisson-Germer experiment – G. P. Thomson experiment – Heisenberg's Uncertainty Principle – interpretation of wave function – Schrödinger Time Independent and Time Dependent wave equations – Particle in a potential box.

Unit Outcomes: *The students will be able to*

- explain the fundamental concepts of quantum mechanics.
- analyze the physical significance of wave function.
- apply Schrödinger's wave equation for energy values of a free particle .

UNIT III

(10hrs)

FREE ELECTRON THEORY & BAND THEORY OF SOLIDS : Introduction – Classical free electron theory (merits and demerits only) - Quantum Free electron theory – electrical conductivity based on quantum free electron theory – Fermi Dirac distribution function – Temperature dependence of Fermi-Dirac distribution function - expression for Fermi energy - Density of states.

Bloch's theorem (qualitative) – Kronig-Penney model(qualitative) – energy bands in crystalline solids – E Vs K diagram – classification of crystalline solids – effective mass of electron – m^* Vs K diagram - concept of hole.

Unit Outcomes: *The students will be able to*



JAWAHARLAL NEHRU TECHNOLOGICAL UNIVERSITY: KAKINADA
KAKINADA – 533 003, Andhra Pradesh, India

DEPARTMENT OF COMPUTER SCIENCE & ENGINEERING

- explain the various electron theories.
- calculate the Fermi energy.
- analyze the physical significance of wave function .
- interpret the effects of temperature on Fermi Dirac distribution function.
- summarise various types of solids based on band theory.

UNIT IV

(9hrs)

SEMICONDUCTOR PHYSICS: Introduction – Intrinsic semi conductors - density of charge carriers - Electrical conductivity – Fermi level – extrinsic semiconductors - p-type & n-type - Density of charge carriers - Dependence of Fermi energy on carrier concentration and temperature – Hall effect- Hall coefficient - Applications of Hall effect - Drift and Diffusion currents – Einstein’s equation.

Learning Outcomes: *The students will be able to*

- classify the energy bands of semiconductors.
- outline the properties of n-type and p-type semiconductors.
- identify the type of semiconductor using Hall effect.

UNIT V

(10 hrs)

MAGNETISM & DIELECTRICS: Introduction – Magnetic dipole moment – Magnetization – Magnetic susceptibility and permeability – Origin of permanent magnetic moment – Bohr magneton – Classification of magnetic materials: Dia, para & Ferro – Domain concept of Ferromagnetism - Hysteresis – soft and hard magnetic materials – applications of Ferromagnetic material.

Introduction - Dielectric polarization – Dielectric Polarizability, Susceptibility and Dielectric constant-types of polarizations: Electronic and Ionic (Quantitative), Orientational polarizations (qualitative) – Lorentz Internal field – Claussius-Mossoti equation - Frequency dependence of polarization – Applications of dielectrics.

Unit Outcomes: *The students will be able to*

- explain the concept of polarization in dielectric materials.
- summarize various types of polarization of dielectrics .
- interpret Lorentz field and Claussius- Mosotti relation in dielectrics.
- classify the magnetic materials based on susceptibility and their temperature dependence.
- explain the applications of dielectric and magnetic materials .
- Apply the concept of magnetism to magnetic devices.

Text Books:

- 1) “A Text book of Engineering Physics” by M.N. Avadhanulu, P.G.Kshirsagar - S.Chand Publications, 2017.
- 2) “Engineering Physics” by D.K.Bhattacharya and Poonam Tandon, Oxford press (2015).
- 3) “Engineering Physics” by R.K Gaur. and S.L Gupta., - Dhanpat Rai publishers, 2012.

Reference Books:

- 1) “Engineering Physics” by M. R. Srinivasan, New Age international publishers (2009).
- 2) “Optics” by Ajoy Ghatak, 6th Edition McGraw Hill Education, 2017.
- 3) “Solid State Physics” by A. J. Dekker, Mc Millan Publishers (2011).



JAWAHARLAL NEHRU TECHNOLOGICAL UNIVERSITY: KAKINADA
KAKINADA – 533 003, Andhra Pradesh, India

DEPARTMENT OF COMPUTER SCIENCE & ENGINEERING

UNIT IV

Pointers: Introduction, Pointers to pointers, Compatibility, L value and R value

Pointer Applications: Arrays, and Pointers, Pointer Arithmetic and Arrays, Memory Allocation Function, Array of Pointers, Programming Application.

Processor Commands: Processor Commands.

UNIT V

Functions: Designing, Structured Programs, Function in C, User Defined Functions, Inter-Function Communication, Standard Functions, Passing Array to Functions, Passing Pointers to Functions, Recursion

Text Input / Output: Files, Streams, Standard Library Input / Output Functions, Formatting Input / Output Functions, Character Input / Output Functions

Binary Input / Output: Text versus Binary Streams, Standard Library, Functions for Files, Converting File Type.

Text Books:

- 1) Programming for Problem Solving, Behrouz A. Forouzan, Richard F. Gilberg, CENGAGE.
- 2) The C Programming Language, Brian W. Kernighan, Dennis M. Ritchie, 2e, Pearson.

Reference Books:

- 1) Computer Fundamentals and Programming, Sumithabha Das, Mc Graw Hill.
- 2) Programming in C, Ashok N. Kamthane, Amit Kamthane, Pearson.
- 3) Computer Fundamentals and Programming in C, Pradip Dey, Manas Ghosh, OXFORD.



JAWAHARLAL NEHRU TECHNOLOGICAL UNIVERSITY: KAKINADA
KAKINADA – 533 003, Andhra Pradesh, India

DEPARTMENT OF COMPUTER SCIENCE & ENGINEERING

I Year - II Semester		L	T	P	C
		3	0	0	3
DIGITAL LOGIC DESIGN (ES1213)					

Course objectives:

- To study the basic philosophy underlying the various number systems, negative number representation, binary arithmetic, theory of Boolean algebra and map method for minimization of switching functions.
- To introduce the basic tools for design of combinational and sequential digital logic.
- To learn simple digital circuits in preparation for computer engineering.

Course outcomes:

A student who successfully fulfills the course requirements will have demonstrated:

- An ability to define different number systems, binary addition and subtraction, 2's complement representation and operations with this representation.
- An ability to understand the different switching algebra theorems and apply them for logic functions.
- An ability to define the Karnaugh map for a few variables and perform an algorithmic reduction of logic functions.
- Students will be able to design various logic gates starting from simple ordinary gates to complex programmable logic devices & arrays.
- Students will be able to design various sequential circuits starting from flip-flop to registers and counters.

UNIT I: Digital Systems and Binary Numbers

Digital Systems, Binary Numbers, Octal and Hexadecimal Numbers, Complements of Numbers, Signed Binary Numbers, Arithmetic addition and subtraction, 4-bit codes: BCD, EXCESS 3, alphanumeric codes, 9's complement, 2421, etc..

UNIT II: Concept of Boolean algebra

Basic Theorems and Properties of Boolean algebra, Boolean Functions, Canonical and Standard Forms, Minterms and Maxterms.

Gate level Minimization

Map Method, Three-Variable K-Map, Four Variable K-Maps. Products of Sum Simplification, Sum of Products Simplification, Don't – Care Conditions, NAND and NOR Implementation, ExclusiveOR Function.

UNIT III: Combinational Logic

Introduction, Analysis Procedure, Binary Adder–Subtractor, Binary Multiplier, Decoders, Encoders, Multiplexers, Demultiplexers, Priority Encoder, Code Converters, Magnitude Comparator, HDL Models of Combinational Circuits.

Realization of Switching Functions Using PROM, PAL and PLA.

UNIT IV: Synchronous Sequential Logic

Introduction to Sequential Circuits, Storage Elements: Latches, Flip-Flops, RS- Latch Using NAND and NOR Gates, Truth Tables. RS, JK, T and D Flip Flops, Truth and Excitation Tables, Conversion of Flip Flops.



JAWAHARLAL NEHRU TECHNOLOGICAL UNIVERSITY: KAKINADA
KAKINADA – 533 003, Andhra Pradesh, India

DEPARTMENT OF COMPUTER SCIENCE & ENGINEERING

UNIT V: Registers and Counters

Registers, Shift Registers, Ripple Counters, Synchronous Counters, Ring Counter, Johnson Counter.

Text Books:

- 1) Digital Design, 5/e, M.Morris Mano, Michael D Ciletti, PEA.
- 2) Fundamentals of Logic Design, 5/e, Roth, Cengage.

Reference Books:

- 1) Digital Logic and Computer Design, M.Morris Mano, PEA.
- 2) Digital Logic Design, Leach, Malvino, Saha, TMH.
- 3) Modern Digital Electronics, R.P. Jain, TMH.



JAWAHARLAL NEHRU TECHNOLOGICAL UNIVERSITY: KAKINADA
KAKINADA – 533 003, Andhra Pradesh, India

DEPARTMENT OF COMPUTER SCIENCE & ENGINEERING

I Year - II Semester		L	T	P	C
		0	0	3	1.5
APPLIED PHYSIC LAB (ES1205)					

(Any 10 of the following listed 15 experiments)

LIST OF EXPERIMENTS:

- 1) Determination of wavelength of a source-Diffraction Grating-Normal incidence.
- 2) Newton's rings – Radius of Curvature of Plano - Convex Lens.
- 3) Determination of thickness of a spacer using wedge film and parallel interference fringes.
- 4) Magnetic field along the axis of a current carrying coil – Stewart and Gee's apparatus.
- 5) Energy Band gap of a Semiconductor p - n junction.
- 6) Characteristics of Thermistor – Temperature Coefficients
- 7) Determination of dielectric constant by charging and discharging method
- 8) Determination of resistivity of semiconductor by Four probe method.
- 9) Study the variation of B versus H by magnetizing the magnetic material (B-H curve).
- 10) Measurement of magnetic susceptibility by Gouy's method.
- 11) Dispersive power of diffraction grating.
- 12) Resolving Power of telescope
- 13) Resolving power of grating
- 14) Determination of Hall voltage and Hall coefficients of a given semiconductor using Hall effect.
- 15) Variation of dielectric constant with temperature.



JAWAHARLAL NEHRU TECHNOLOGICAL UNIVERSITY: KAKINADA
KAKINADA – 533 003, Andhra Pradesh, India

DEPARTMENT OF COMPUTER SCIENCE & ENGINEERING

I Year - II Semester		L	T	P	C
		0	1	2	2
COMMUNICATION SKILLS LAB (HS1203)					

UNIT I

Oral Activity: JAM, Hypothetical Situations, Self/Peer Profile
 Common Errors in Pronunciation, Neutralising Accent

UNIT II

Oral Activity: Telephonic Etiquette, Role Plays
 Poster Presentations

UNIT III

Oral Activity: Oral Presentation skills, Public speaking
 Data Interpretation

UNIT IV

Oral Activity: Group Discussions: Do's and Don'ts- Types, Modalities

UNIT V

Oral Activity: Interview Skills: Preparatory Techniques, Frequently asked questions, Mock Interviews.
 Pronunciation: Connected speech (Pausing, Tempo, Tone, Fluency etc.,)

References:

- 1) Infotech English, Maruthi Publications (with Compact Disc).
- 2) Exercises in Spoken English Part 1,2,3,4, OUP and CIEFL.
- 3) English Pronunciation in use- Mark Hancock, Cambridge University Press.
- 4) English Phonetics and Phonology-Peter Roach, Cambridge University Press.
- 5) English Pronunciation in use- Mark Hewings, Cambridge University Press.
- 6) English Pronunciation Dictionary- Daniel Jones, Cambridge University Press.
- 7) English Phonetics for Indian Students- P. Bala Subramanian, Mac Millan Publications.
- 8) Technical Communication- Meenakshi Raman, Sangeeta Sharma, Oxford University Press.
- 9) Technical Communication- Gajendra Singh Chauhan, Smita Kashiramka, Cengage Publications.



JAWAHARLAL NEHRU TECHNOLOGICAL UNIVERSITY: KAKINADA
KAKINADA – 533 003, Andhra Pradesh, India

DEPARTMENT OF COMPUTER SCIENCE & ENGINEERING

I Year - II Semester		L	T	P	C
		0	0	3	1.5
PROGRAMMING FOR PROBLEM SOLVING USING C LAB (ES1202)					

Course Objectives:

- Apply the principles of C language in problem solving.
- To design flowcharts, algorithms and knowing how to debug programs.
- To design & develop of C programs using arrays, strings pointers & functions.
- To review the file operations, preprocessor commands.

Course Outcomes:

By the end of the Lab, the student

- Gains Knowledge on various concepts of a C language.
- Able to draw flowcharts and write algorithms.
- Able design and development of C problem solving skills.
- Able to design and develop modular programming skills.
- Able to trace and debug a program

Exercise 1:

1. Write a C program to print a block F using hash (#), where the F has a height of six characters and width of five and four characters.
2. Write a C program to compute the perimeter and area of a rectangle with a height of 7 inches and width of 5 inches.
3. Write a C program to display multiple variables.

Exercise 2:

1. Write a C program to calculate the distance between the two points.
2. Write a C program that accepts 4 integers p, q, r, s from the user where r and s are positive and p is even. If q is greater than r and s is greater than p and if the sum of r and s is greater than the sum of p and q print "Correct values", otherwise print "Wrong values".

Exercise 3:

1. Write a C program to convert a string to a long integer.
2. Write a program in C which is a Menu-Driven Program to compute the area of the various geometrical shape.
3. Write a C program to calculate the factorial of a given number.

Exercise 4:

1. Write a program in C to display the n terms of even natural number and their sum.
2. Write a program in C to display the n terms of harmonic series and their sum.
 $1 + 1/2 + 1/3 + 1/4 + 1/5 \dots 1/n$ terms.
3. Write a C program to check whether a given number is an Armstrong number or not.

Exercise 5:

1. Write a program in C to print all unique elements in an array.
2. Write a program in C to separate odd and even integers in separate arrays.
3. Write a program in C to sort elements of array in ascending order.

Exercise 6:

1. Write a program in C for multiplication of two square Matrices.
2. Write a program in C to find transpose of a given matrix.

Exercise 7:

1. Write a program in C to search an element in a row wise and column wise sorted matrix.



JAWAHARLAL NEHRU TECHNOLOGICAL UNIVERSITY: KAKINADA
KAKINADA – 533 003, Andhra Pradesh, India

DEPARTMENT OF COMPUTER SCIENCE & ENGINEERING

2. Write a program in C to print individual characters of string in reverse order.

Exercise 8:

1. Write a program in C to compare two strings without using string library functions.
2. Write a program in C to copy one string to another string.

Exercise 9:

1. Write a C Program to Store Information Using Structures with Dynamically Memory Allocation
2. Write a program in C to demonstrate how to handle the pointers in the program.

Exercise 10:

1. Write a program in C to demonstrate the use of & (address of) and *(value at address) operator.
2. Write a program in C to add two numbers using pointers.

Exercise 11:

1. Write a program in C to add numbers using call by reference.
2. Write a program in C to find the largest element using Dynamic Memory Allocation.

Exercise 12:

1. Write a program in C to swap elements using call by reference.
2. Write a program in C to count the number of vowels and consonants in a string using a pointer.

Exercise 13:

1. Write a program in C to show how a function returning pointer.
2. Write a C program to find sum of n elements entered by user. To perform this program, allocate memory dynamically using malloc() function.

Exercise 14:

1. Write a C program to find sum of n elements entered by user. To perform this program, allocate memory dynamically using calloc() function. Understand the difference between the above two programs
2. Write a program in C to convert decimal number to binary number using the function.

Exercise 15:

1. Write a program in C to check whether a number is a prime number or not using the function.
2. Write a program in C to get the largest element of an array using the function.

Exercise 16:

1. Write a program in C to append multiple lines at the end of a text file.
2. Write a program in C to copy a file in another name.
3. Write a program in C to remove a file from the disk.



JAWAHARLAL NEHRU TECHNOLOGICAL UNIVERSITY: KAKINADA
KAKINADA – 533 003, Andhra Pradesh, India

DEPARTMENT OF COMPUTER SCIENCE & ENGINEERING

I Year - II Semester		L	T	P	C
		0	0	2	1
ENGINEERING EXPLORATION PROJECT (PR1201)					

Course Objectives:

- Build mindsets & foundations essential for designers
- Learn about the Human-Centered Design methodology and understand their real-world applications
- Use Design Thinking for problem solving methodology for investigating illdefined problems.
- Undergo several design challenges and work towards the final design challenge

Apply Design Thinking on the following Streams to

- Project Stream 1: Electronics, Robotics, IOT and Sensors
- Project Stream 2: Computer Science and IT Applications
- Project Stream 3: Mechanical and Electrical tools
- Project Stream4: Eco-friendly solutions for waste management, infrastructure, safety, alternative energy sources, Agriculture, Environmental science and other fields of engineering.

HOW TO PURSUE THE PROJECT WORK?

- The first part will be learning-based-masking students to embrace the methodology by exploring all the phases of design thinking through the wallet/ bag challenge and podcasts.
- The second part will be more discussion-based and will focus on building some necessary skills as designers and learning about complementary material for human- centered design.
- The class will then divide into teams and they will be working with one another for about 2 – 3 weeks. These teams and design challenges will be the basis for the final project and final presentation to be presented.
- The teams start with **Design Challenge** and go through all the phases more in depth from coming up with the right question to empathizing to ideating to prototyping and to testing.
- Outside of class, students will also be gathering the requirements, identifying the challenges, usability, importance etc
- At the end, Students are required to submit the final reports, and will be evaluated by the faculty.

TASKS TO BE DONE:

Task 1: Everyone is a Designer

- Understand class objectives & harness the designer mindset

Task 2: The Wallet/Bag Challenge and Podcast

- Gain a quick introduction to the design thinking methodology
- Go through all stages of the methodology through a simple design challenge
- Podcast: Observe, Listen and Engage with the surrounding environment and identify a design challenge.

Task 3: Teams & Problems

- Start Design Challenge and learn about teams & problems through this



JAWAHARLAL NEHRU TECHNOLOGICAL UNIVERSITY: KAKINADA
KAKINADA – 533 003, Andhra Pradesh, India

DEPARTMENT OF COMPUTER SCIENCE & ENGINEERING

- Foster team collaboration, find inspiration from the environment and learn how to identify problems

Task 4: Empathizing

- Continue Design Challenge and learn empathy
- Learn techniques on how to empathize with users
- Go to the field and interview people in their environments
- Submit Activity Card

Task 5: Ideating

- Continue Design Challenge and learn how to brainstorm effectively
- Encourage exploration and foster spaces for brainstorming
- Submit Activity Card

Task 6: Prototyping

- Continue Design Challenge and learn how to create effective prototypes
- Build tangible models and use them as communication tools
- Start giving constructive feedback to classmates and teammates
- Submit Activity Card

Task 7: Testing

- Finish Design Challenge and iterate prototypes and ideas through user feedback
- Evolve ideas and prototypes through user feedback and constructive criticism
- Get peer feedback on individual and group performance
- Submit Activity Card

Task 8:

- Final Report Submission and Presentation

Note: The colleges may arrange for Guest Speakers from Various Design Fields: Graphic Design, Industrial Design, Architecture, Product Design, Organizational Design, etc to enrich the students with Design Thinking Concept.

References:

- 1) Tom Kelly, *The Art of Innovation: Lessons in Creativity From IDEO, America's Leading Design Firm* (Profile Books, 2002)
- 2) Tim Brown, *Change by Design: How Design Thinking Transforms Organizations and Inspires Innovation* (HarperBusiness, 2009)
- 3) Jeanne Liedtka, Randy Salzman, and Daisy Azer, *Design Thinking for the Greater Good: Innovation in the Social Sector* (Columbia Business School Publishing, 2017)

Other Useful Design Thinking Frameworks and Methodologies:

- Human-Centered Design Toolkit (IDEO); <https://www.ideo.com/post/design-kit>
- Design Thinking Boot Camp Bootleg (Stanford D-School); <https://dschool.stanford.edu/resources/the-bootcamp-bootleg>
- Collective Action Toolkit (frogdesign); https://www.frogdesign.com/wpcontent/uploads/2016/03/CAT_2.0_English.pdf
- Design Thinking for Educators (IDEO); <https://designthinkingforeducators.com/>



JAWAHARLAL NEHRU TECHNOLOGICAL UNIVERSITY: KAKINADA
KAKINADA – 533 003, Andhra Pradesh, India

DEPARTMENT OF COMPUTER SCIENCE & ENGINEERING

I Year - II Semester		L	T	P	C
		3	0	0	0
CONSTITUTION OF INDIA (MC1204)					

Course Objectives:

- To Enable the student to understand the importance of constitution
- To understand the structure of executive, legislature and judiciary
- To understand philosophy of fundamental rights and duties
- To understand the autonomous nature of constitutional bodies like Supreme Court and high court controller and auditor general of India and election commission of India.
- To understand the central and state relation financial and administrative

Course Outcomes:

At the end of the course, the student will be able to have a clear knowledge on the following:

- Understand historical background of the constitution making and its importance for building a democratic India.
- Understand the functioning of three wings of the government i.e., executive, legislative and judiciary.
- Understand the value of the fundamental rights and duties for becoming good citizen of India.
- Analyze the decentralization of power between central, state and local self-government.
- Apply the knowledge in strengthening of the constitutional institutions like CAG, Election Commission and UPSC for sustaining democracy.
 1. Know the sources, features and principles of Indian Constitution.
 2. Learn about Union Government, State government and its administration.
 3. Get acquainted with Local administration and Panchayati Raj.
 4. Be aware of basic concepts and developments of Human Rights.
 5. Gain knowledge on roles and functioning of Election Commission

UNIT I

Introduction to Indian Constitution: Constitution meaning of the term, Indian Constitution - Sources and constitutional history, Features - Citizenship, Preamble, Fundamental Rights and Duties, Directive Principles of State Policy.

Learning outcomes: After completion of this unit student will

- Understand the concept of Indian constitution
- Apply the knowledge on directive principle of state policy
- Analyze the History, features of Indian constitution
- Evaluate Preamble Fundamental Rights and Duties

UNIT II

Union Government and its Administration Structure of the Indian Union: Federalism, Centre-State relationship, President: Role, power and position, PM and Council of ministers, Cabinet and Central Secretariat, Lok Sabha, Rajya Sabha, The Supreme Court and High Court: Powers and Functions;

Learning outcomes: After completion of this unit student will

- Understand the structure of Indian government
- Differentiate between the state and central government
- Explain the role of President and Prime Minister
- Know the Structure of supreme court and High court



JAWAHARLAL NEHRU TECHNOLOGICAL UNIVERSITY: KAKINADA
KAKINADA – 533 003, Andhra Pradesh, India

DEPARTMENT OF COMPUTER SCIENCE & ENGINEERING

UNIT III

State Government and its Administration Governor - Role and Position - CM and Council of ministers, State Secretariat: Organisation, Structure and Functions

Learning outcomes: After completion of this unit student will

- Understand the structure of state government
- Analyze the role Governor and Chief Minister
- Explain the role of state Secretariat
- Differentiate between structure and functions of state secretariat

UNIT IV

A. Local Administration - District's Administration Head - Role and Importance, Municipalities - Mayor and role of Elected Representative - CEO of Municipal Corporation PachayatiRaj: Functions PRI: ZilaPanchayat, Elected officials and their roles, CEO ZilaPanchayat: Block level Organizational Hierarchy - (Different departments), Village level - Role of Elected and Appointed officials - Importance of grass root democracy

Learning outcomes:-After completion of this unit student will

- Understand the local Administration
- Compare and contrast district administration role and importance
- Analyze the role of Myer and elected representatives of Municipalities
- Evaluate Zillapanchayat block level organisation

UNIT V

Election Commission: Election Commission- Role of Chief Election Commissioner and Election Commissionerate State Election Commission:, Functions of Commissions for the welfare of SC/ST/OBC and women

Learning outcomes: After completion of this unit student will

- Know the role of Election Commission apply knowledge
- Contrast and compare the role of Chief Election commissioner and Commissiononerate
- Analyze role of state election commission
- Evaluate various commissions of viz SC/ST/OBC and women

References:

- 1) Durga Das Basu, Introduction to the Constitution of India, Prentice Hall of India Pvt. Ltd.
- 2) SubashKashyap, Indian Constitution, National Book Trust
- 3) J.A. Siwach, Dynamics of Indian Government & Politics
- 4) D.C. Gupta, Indian Government and Politics
- 5) H.M.Sreevai, Constitutional Law of India, 4th edition in 3 volumes (Universal Law Publication)
- 6) J.C. Johari, Indian Government andPolitics Hans
- 7) J. Raj IndianGovernment and Politics
- 8) M.V. Pylee, Indian Constitution Durga Das Basu, Human Rights in Constitutional Law, Prentice – Hall of India Pvt. Ltd.. New Delhi
- 9) Noorani, A.G., (South Asia Human Rights Documentation Centre), Challenges to Civil Right), Challenges to Civil Rights Guarantees in India, Oxford University Press 2012

e-Resources:

- 1) nptel.ac.in/courses/109104074/8
- 2) nptel.ac.in/courses/109104045/
- 3) nptel.ac.in/courses/101104065/
- 4) www.hss.iitb.ac.in/en/lecture-details
- 5) www.iitb.ac.in/en/event/2nd-lecture-institute-lecture-series-indian-constitution



JAWAHARLAL NEHRU TECHNOLOGICAL UNIVERSITY: KAKINADA
KAKINADA – 533 003, Andhra Pradesh, India

DEPARTMENT OF COMPUTER SCIENCE & ENGINEERING

II Year – I Semester		L	T	P	C
		3	1	0	4
MATHEMATICAL FOUNDATIONS OF COMPUTER SCIENCE					

Course Objectives:

This course is designed to:

- To introduce the students to the topics and techniques of discrete methods and combinatorial reasoning
- To introduce a wide variety of applications. The algorithmic approach to the solution of problems is fundamental in discrete mathematics, and this approach reinforces the close ties between this discipline and the area of computer science

Course Outcomes:

At the end of the course student will be able to

- Demonstrate skills in solving mathematical problems
- Comprehend mathematical principles and logic
- Demonstrate knowledge of mathematical modeling and proficiency in using mathematical software
- Manipulate and analyze data numerically and/or graphically using appropriate Software
- Communicate effectively mathematical ideas/results verbally or in writing

UNIT I

Mathematical Logic: Propositional Calculus: Statements and Notations, Connectives, Well Formed Formulas, Truth Tables, Tautologies, Equivalence of Formulas, Duality Law, Tautological Implications, Normal Forms, Theory of Inference for Statement Calculus, Consistency of Premises, Indirect Method of Proof, Predicate Calculus: Predicates, Predicative Logic, Statement Functions, Variables and Quantifiers, Free and Bound Variables, Inference Theory for Predicate Calculus.

UNIT II

Set Theory: Sets: Operations on Sets, Principle of Inclusion-Exclusion, Relations: Properties, Operations, Partition and Covering, Transitive Closure, Equivalence, Compatibility and Partial Ordering, Hasse Diagrams, Functions: Bijective, Composition, Inverse, Permutation, and Recursive Functions, Lattice and its Properties, Algebraic Structures: Algebraic Systems, Properties, Semi Groups and Monoids, Group, Subgroup and Abelian Group, Homomorphism, Isomorphism.

UNIT III

Combinatorics: Basis of Counting, Permutations, Permutations with Repetitions, Circular and Restricted Permutations, Combinations, Restricted Combinations, Binomial and Multinomial Coefficients and Theorems, Number Theory: Properties of Integers, Division Theorem, Greatest Common Divisor, Euclidean Algorithm, Least Common Multiple, Testing for Prime Numbers, The Fundamental Theorem of Arithmetic, Modular Arithmetic, Fermat's and Euler's Theorems

UNIT IV

Recurrence Relations: Generating Functions, Function of Sequences, Partial Fractions, Calculating Coefficient of Generating Functions, Recurrence Relations, Formulation as Recurrence Relations, Solving Recurrence Relations by Substitution and Generating Functions, Method of Characteristic Roots, Solving Inhomogeneous Recurrence Relations



JAWAHARLAL NEHRU TECHNOLOGICAL UNIVERSITY: KAKINADA
KAKINADA – 533 003, Andhra Pradesh, India

DEPARTMENT OF COMPUTER SCIENCE & ENGINEERING

UNIT V

Graph Theory: Basic Concepts, Graph Theory and its Applications, Sub graphs, Graph Representations: Adjacency and Incidence Matrices, Isomorphic Graphs, Paths and Circuits, Eulerian and Hamiltonian Graphs, Multigraphs, Bipartite and Planar Graphs, Euler's Theorem, Graph Colouring and Covering, Chromatic Number, Spanning Trees, Prim's and Kruskal's Algorithms, BFS and DFS Spanning Trees.

Text Books:

- 1) Discrete Mathematical Structures with Applications to Computer Science, J. P. Tremblay and P. Manohar, Tata McGraw Hill.
- 2) Elements of Discrete Mathematics-A Computer Oriented Approach, C. L. Liu and D. P. Mohapatra, 3rd Edition, Tata McGraw Hill.

Reference Books:

- 1) Discrete Mathematics for Computer Scientists and Mathematicians, J. L. Mott, A. Kandel and T. P. Baker, 2nd Edition, Prentice Hall of India.
- 2) Discrete Mathematical Structures, Bernard Kolman, Robert C. Busby and Sharon Cutler Ross, PHI.
- 3) Discrete Mathematics and its Applications with Combinatorics and Graph Theory, K. H. Rosen, 7th Edition, Tata McGraw Hill.

e-Resources:

- 1) <https://nptel.ac.in/courses/106/106/106106094/>



JAWAHARLAL NEHRU TECHNOLOGICAL UNIVERSITY: KAKINADA
KAKINADA – 533 003, Andhra Pradesh, India

DEPARTMENT OF COMPUTER SCIENCE & ENGINEERING

II Year – I Semester	L	T	P	C
	3	0	0	3
SOFTWARE ENGINEERING				

Course Objectives:

This course is designed to:

- Give exposure to phases of Software Development, common process models including Waterfall, and the Unified Process, and hands-on experience with elements of the agile process
- Give exposure to a variety of Software Engineering practices such as requirements analysis and specification, code analysis, code debugging, testing, traceability, and version control
- Give exposure to Software Design techniques

Course Outcomes:

Students taking this subject will gain software engineering skills in the following areas:

- Ability to transform an Object-Oriented Design into high quality, executable code
- Skills to design, implement, and execute test cases at the Unit and Integration level
- Compare conventional and agile software methods

UNIT I

The Nature of Software, The Unique Nature of WebApps, Software Engineering, The Software Process, Software Engineering Practice, Software Myths. A Generic Process Model, Process Assessment and Improvement, Prescriptive Process Models, Specialized Process Models, The Unified Process, Personal and Team Process Models, Process Technology.

UNIT II

Agility, Agility and the Cost of Change, Agile Process, Extreme Programming (XP), Other Agile Process Models, A Tool Set for the Agile Process, Software Engineering Knowledge, Core Principles, Principles That Guide Each Framework Activity, Requirements Engineering, Establishing the Groundwork, Eliciting Requirements, Developing Use Cases, Building the Requirements Model, Negotiating Requirements, Validating Requirements.

UNIT III

Requirements Analysis, Scenario-Based Modeling, UML Models That Supplement the Use Case, Data Modeling Concepts, Class-Based Modeling, Requirements Modeling Strategies, Flow-Oriented Modeling, Creating a Behavioral Model, Patterns for Requirements Modelling, Requirements Modeling for WebApps.

UNIT IV

Design within the Context of Software Engineering, The Design Process, Design Concepts, The Design Model, Software Architecture, Architectural Genres, Architectural Styles, Assessing Alternative Architectural Designs, Architectural Mapping Using Data Flow, Components, Designing Class-Based Components, Conducting Component-Level Design, Component-Level Design for WebApps, Designing Traditional Components, Component-Based Development.



JAWAHARLAL NEHRU TECHNOLOGICAL UNIVERSITY: KAKINADA
KAKINADA – 533 003, Andhra Pradesh, India

DEPARTMENT OF COMPUTER SCIENCE & ENGINEERING

UNIT V

The Golden Rules, User Interface Analysis and Design, Interface Analysis, Interface Design Steps, WebApp Interface Design, Design Evaluation, Elements of Software Quality Assurance, SQA Tasks, Goals & Metrics, Statistical SQA, Software Reliability, A Strategic Approach to Software Testing, Strategic Issues, Test Strategies for Conventional Software, Test Strategies for Object-Oriented Software, Test Strategies for WebApps, Validation Testing, System Testing, The Art of Debugging, Software Testing Fundamentals, Internal and External Views of Testing, White-Box Testing, Basis Path Testing.

Text Books:

- 1) Software Engineering a practitioner's approach, Roger S. Pressman, Seventh Edition, McGraw Hill Higher Education.
- 2) Software Engineering, Ian Sommerville, Ninth Edition, Pearson.

Reference Books:

- 1) Software Engineering, A Precise Approach, Pankaj Jalote, Wiley India, 2010.
- 2) Software Engineering, Ugrasen Suman, Cengage.

e-Resources:

- 1) <https://nptel.ac.in/courses/106/105/106105182/>



JAWAHARLAL NEHRU TECHNOLOGICAL UNIVERSITY: KAKINADA
KAKINADA – 533 003, Andhra Pradesh, India

DEPARTMENT OF COMPUTER SCIENCE & ENGINEERING

II Year – I Semester		L	T	P	C
		3	0	0	3
PYTHON PROGRAMMING					

Course Objectives:

The Objectives of Python Programming are

- To learn about Python programming language syntax, semantics, and the runtime environment
- To be familiarized with universal computer programming concepts like data types, containers
- To be familiarized with general computer programming concepts like conditional execution, loops & functions
- To be familiarized with general coding techniques and object-oriented programming

Course Outcomes:

- Develop essential programming skills in computer programming concepts like data types, containers
- Apply the basics of programming in the Python language
- Solve coding tasks related conditional execution, loops
- Solve coding tasks related to the fundamental notions and techniques used in object-oriented programming

UNIT I

Introduction: Introduction to Python, Program Development Cycle, Input, Processing, and Output, Displaying Output with the Print Function, Comments, Variables, Reading Input from the Keyboard, Performing Calculations, Operators. Type conversions, Expressions, More about Data Output.

Data Types, and Expression: Strings Assignment, and Comment, Numeric Data Types and Character Sets, Using functions and Modules.

Decision Structures and Boolean Logic: if, if-else, if-elif-else Statements, Nested Decision Structures, Comparing Strings, Logical Operators, Boolean Variables. Repetition Structures: Introduction, while loop, for loop, Calculating a Running Total, Input Validation Loops, Nested Loops.

UNIT II

Control Statement: Definite iteration for Loop Formatting Text for output, Selection if and if else Statement Conditional Iteration The While Loop

Strings and Text Files: Accessing Character and Substring in Strings, Data Encryption, Strings and Number Systems, String Methods Text Files.

UNIT III

List and Dictionaries: Lists, Defining Simple Functions, Dictionaries

Design with Function: Functions as Abstraction Mechanisms, Problem Solving with Top Down Design, Design with Recursive Functions, Case Study Gathering Information from a File System, Managing a Program's Namespace, Higher Order Function.

Modules: Modules, Standard Modules, Packages.



JAWAHARLAL NEHRU TECHNOLOGICAL UNIVERSITY: KAKINADA
KAKINADA – 533 003, Andhra Pradesh, India

DEPARTMENT OF COMPUTER SCIENCE & ENGINEERING

UNIT IV

File Operations: Reading config files in python, Writing log files in python, Understanding read functions, read(), readline() and readlines(), Understanding write functions, write() and writelines(), Manipulating file pointer using seek, Programming using file operations

Object Oriented Programming: Concept of class, object and instances, Constructor, class attributes and destructors, Real time use of class in live projects, Inheritance , overlapping and overloading operators, Adding and retrieving dynamic attributes of classes, Programming using OOPS support

Design with Classes: Objects and Classes, Data modeling Examples, Case Study An ATM, Structuring Classes with Inheritance and Polymorphism

UNIT V

Errors and Exceptions: Syntax Errors, Exceptions, Handling Exceptions, Raising Exceptions, User-defined Exceptions, Defining Clean-up Actions, Redefined Clean-up Actions.

Graphical User Interfaces: The Behavior of Terminal Based Programs and GUI -Based, Programs, Coding Simple GUI-Based Programs, Other Useful GUI Resources.

Programming: Introduction to Programming Concepts with Scratch.

Text Books

- 1) Fundamentals of Python First Programs, Kenneth. A. Lambert, Cengage.
- 2) Python Programming: A Modern Approach, Vamsi Kurama, Pearson.

Reference Books:

- 1) Introduction to Python Programming, Gowrishankar.S, Veena A, CRC Press.
- 2) Introduction to Programming Using Python, Y. Daniel Liang, Pearson.

e-Resources:

- 1) https://www.tutorialspoint.com/python3/python_tutorial.pdf



JAWAHARLAL NEHRU TECHNOLOGICAL UNIVERSITY: KAKINADA
KAKINADA – 533 003, Andhra Pradesh, India

DEPARTMENT OF COMPUTER SCIENCE & ENGINEERING

II Year – I Semester	L	T	P	C
	3	0	0	3
DATA STRUCTURES				

Course Objectives:

The objective of the course is to

- Introduce the fundamental concept of data structures and abstract data types
- Emphasize the importance of data structures in developing and implementing efficient algorithms
- Describe how arrays, records, linked structures, stacks, queues, trees, and graphs are represented in memory and used by algorithms

Course Outcomes:

After completing this course a student will be able to:

- Summarize the properties, interfaces, and behaviors of basic abstract data types
- Discuss the computational efficiency of the principal algorithms for sorting & searching
- Use arrays, records, linked structures, stacks, queues, trees, and Graphs in writing programs
- Demonstrate different methods for traversing trees

UNIT I

Data Structures - Definition, Classification of Data Structures, Operations on Data Structures, Abstract Data Type (ADT), Preliminaries of algorithms. Time and Space complexity.

Searching - Linear search, Binary search, Fibonacci search.

Sorting- Insertion sort, Selection sort, Exchange (Bubble sort, quick sort), distribution (radix sort), merging (Merge sort) algorithms.

UNIT II

Linked List: Introduction, Single linked list, Representation of Linked list in memory, Operations on Single Linked list-Insertion, Deletion, Search and Traversal ,Reversing Single Linked list, Applications on Single Linked list- Polynomial Expression Representation ,Addition and Multiplication, Sparse Matrix Representation using Linked List, Advantages and Disadvantages of Single Linked list, Double Linked list-Insertion, Deletion, Circular Linked list-Insertion, Deletion.

UNIT III

Queues: Introduction to Queues, Representation of Queues-using Arrays and using Linked list, Implementation of Queues-using Arrays and using Linked list, Application of Queues-Circular Queues, Deques, Priority Queues, Multiple Queues.

Stacks: Introduction to Stacks, Array Representation of Stacks, Operations on Stacks, Linked list Representation of Stacks, Operations on Linked Stack, Applications-Reversing list, Factorial Calculation, Infix to Postfix Conversion, Evaluating Postfix Expressions.

UNIT IV

Trees: Basic Terminology in Trees, Binary Trees-Properties, Representation of Binary Trees using Arrays and Linked lists. Binary Search Trees- Basic Concepts, BST Operations: Insertion, Deletion, Tree Traversals, Applications-Expression Trees, Heap Sort, Balanced Binary Trees-AVL Trees, Insertion, Deletion and Rotations.



JAWAHARLAL NEHRU TECHNOLOGICAL UNIVERSITY: KAKINADA
KAKINADA – 533 003, Andhra Pradesh, India

DEPARTMENT OF COMPUTER SCIENCE & ENGINEERING

UNIT V

Graphs: Basic Concepts, Representations of Graphs-Adjacency Matrix and using Linked list, Graph Traversals (BFT & DFT), Applications- Minimum Spanning Tree Using Prim's & Kruskal's Algorithm, Dijkstra's shortest path, Transitive closure, Warshall's Algorithm.

Text Books:

- 1) Data Structures Using C. 2nd Edition. Reema Thareja, Oxford.
- 2) Data Structures and algorithm analysis in C, 2nded, Mark Allen Weiss.

Reference Books:

- 1) Fundamentals of Data Structures in C, 2nd Edition, Horowitz, Sahni, Universities Press.
- 2) Data Structures: A PseudoCode Approach, 2/e, Richard F. Gilberg, Behrouz A. Forouzon, Cengage.
- 3) Data Structures with C, Seymour Lipschutz TMH

e-Resources:

- 1) <http://algs4.cs.princeton.edu/home/>
- 2) https://faculty.washington.edu/jstraub/dsa/Master_2_7a.pdf



JAWAHARLAL NEHRU TECHNOLOGICAL UNIVERSITY: KAKINADA
KAKINADA – 533 003, Andhra Pradesh, India

DEPARTMENT OF COMPUTER SCIENCE & ENGINEERING

II Year – I Semester	L	T	P	C
	3	0	0	3
OBJECT ORIENTED PROGRAMMING THROUGH C++				

Course Objectives:

- Describe the procedural and object oriented paradigm with concepts of streams, classes, functions, data and objects
- Understand dynamic memory management techniques using pointers, constructors, destructors
- Describe the concept of function overloading, operator overloading, virtual functions and polymorphism
- Classify inheritance with the understanding of early and late binding, usage of exception handling, generic programming
- Demonstrate the use of various OOPs concepts with the help of programs

Course Outcomes:

By the end of the course, the student

- Classify object oriented programming and procedural programming
- Apply C++ features such as composition of objects, operator overloads, dynamic memory allocation, inheritance and polymorphism, file I/O, exception handling
- Build C++ classes using appropriate encapsulation and design principles
- Apply object oriented or non-object oriented techniques to solve bigger computing problems

UNIT I

Introduction to C++: Difference between C and C++, Evolution of C++, The Object Oriented Technology, Disadvantage of Conventional Programming, Key Concepts of Object Oriented Programming, Advantage of OOP, Object Oriented Language.

UNIT II

Classes and Objects & Constructors and Destructor: Classes in C++, Declaring Objects, Access Specifiers and their Scope, Defining Member Function, Overloading Member Function, Nested class, Constructors and Destructors, Introduction, Constructors and Destructor, Characteristics of Constructor and Destructor, Application with Constructor, Constructor with Arguments parameterized Constructor, Destructors, Anonymous Objects.

UNIT III

Operator Overloading and Type Conversion & Inheritance: The Keyword Operator, Overloading Unary Operator, Operator Return Type, Overloading Assignment Operator (=), Rules for Overloading Operators, Inheritance, Reusability, Types of Inheritance, Virtual Base Classes- Object as a Class Member, Abstract Classes, Advantages of Inheritance, Disadvantages of Inheritance.

UNIT IV

Pointers & Binding Polymorphisms and Virtual Functions: Pointer, Features of Pointers, Pointer Declaration, Pointer to Class, Pointer Object, The this Pointer, Pointer to Derived Classes and Base Class, Binding Polymorphisms and Virtual Functions, Introduction, Binding in C++, Virtual Functions, Rules for Virtual Function, Virtual Destructor.

UNIT V

Generic Programming with Templates & Exception Handling: Definition of class Templates,



JAWAHARLAL NEHRU TECHNOLOGICAL UNIVERSITY: KAKINADA
KAKINADA – 533 003, Andhra Pradesh, India

DEPARTMENT OF COMPUTER SCIENCE & ENGINEERING

Normal Function Templates, Over Loading of Template Function, Bubble Sort Using Function Templates, Difference between Templates and Macros, Linked Lists with Templates, Exception Handling, Principles of Exception Handling, The Keywords try throw and catch, Multiple Catch Statements, Specifying Exceptions.

Overview of Standard Template Library, STL Programming Model, Containers, Sequence Containers, Associative Containers, Algorithms, Iterators, Vectors, Lists, Maps.

Text Books:

- 1) A First Book of C++, Gary Bronson, Cengage Learning.
- 2) The Complete Reference C++, Herbert Schildt, TMH.

Reference Books:

- 1) Object Oriented Programming C++, Joyce Farrell, Cengage.
- 2) C++ Programming: from problem analysis to program design, DS Malik, Cengage Learning
- 3) Programming in C++, Ashok N Kamthane, Pearson 2nd Edition

e- Resources:

- 1) <https://nptel.ac.in/courses/106/105/106105151/>
- 2) <https://github.com/topics/object-oriented-programming>



JAWAHARLAL NEHRU TECHNOLOGICAL UNIVERSITY: KAKINADA
KAKINADA – 533 003, Andhra Pradesh, India

DEPARTMENT OF COMPUTER SCIENCE & ENGINEERING

II Year – I Semester	L	T	P	C
	3	0	0	3
COMPUTER ORGANIZATION				

Course Objectives:

The course objectives of Computer Organization are to discuss and make student familiar with the

- Principles and the Implementation of Computer Arithmetic
- Operation of CPUs including RTL, ALU, Instruction Cycle and Busses
- Fundamentals of different Instruction Set Architectures and their relationship to the CPU Design
- Memory System and I/O Organization
- Principles of Operation of Multiprocessor Systems and Pipelining

Course Outcomes:

By the end of the course, the student will

- Develop a detailed understanding of computer systems
- Cite different number systems, binary addition and subtraction, standard, floating-point, and micro operations
- Develop a detailed understanding of architecture and functionality of central processing unit
- Exemplify in a better way the I/O and memory organization
- Illustrate concepts of parallel processing, pipelining and inter processor communication

UNIT I

Basic Structure of Computers: Basic Organization of Computers, Historical Perspective, Bus Structures, Data Representation: Data types, Complements, Fixed Point Representation. Floating, Point Representation. Other Binary Codes, Error Detection Codes.

Computer Arithmetic: Addition and Subtraction, Multiplication Algorithms, Division Algorithms.

UNIT II

Register Transfer Language and Microoperations: Register Transfer language. Register Transfer Bus and Memory Transfers, Arithmetic Micro operations, Logic Micro Operations, Shift Micro Operations, Arithmetic Logic Shift Unit.

Basic Computer Organization and Design: Instruction Codes, Computer Register, Computer Instructions, Instruction Cycle, Memory – Reference Instructions. Input –Output and Interrupt, Complete Computer Description.

UNIT III

Central Processing Unit: General Register Organization, STACK Organization. Instruction Formats, Addressing Modes, Data Transfer and Manipulation, Program Control, Reduced Instruction Set Computer.

Microprogrammed Control: Control Memory, Address Sequencing, Micro Program example, Design of Control Unit.

UNIT IV

Memory Organization: Memory Hierarchy, Main Memory, Auxiliary Memory, Associative Memory, Cache Memory, Virtual Memory.

Input-Output Organization: Peripheral Devices, Input-Output Interface, Asynchronous data transfer, Modes of Transfer, Priority Interrupts, Direct Memory Access.



JAWAHARLAL NEHRU TECHNOLOGICAL UNIVERSITY: KAKINADA
KAKINADA – 533 003, Andhra Pradesh, India

DEPARTMENT OF COMPUTER SCIENCE & ENGINEERING

UNIT V

Multi Processors: Introduction, Characteristics of Multiprocessors, Interconnection Structures, Inter Processor Arbitration.

Pipeline: Parallel Processing, Pipelining, Instruction Pipeline, RISC Pipeline, Array Processor.

Text Books:

- 1) Computer System Architecture, M. Morris Mano, Third Edition, Pearson, 2008.
- 2) Computer Organization, Carl Hamacher, Zvonko Vranesic, Safwat Zaky, 5/e, McGraw Hill, 2002.

Reference Books:

- 1) Computer Organization and Architecture, William Stallings, 6/e, Pearson, 2006.
- 2) Structured Computer Organization, Andrew S. Tanenbaum, 4/e, Pearson, 2005.
- 3) Fundamentals of Computer Organization and Design, Sivarama P. Dandamudi, Springer, 2006.

e- Resources:

- 1) <https://nptel.ac.in/courses/106/105/106105163/>
- 2) <http://www.cuc.ucc.ie/CS1101/David%20Tarnoff.pdf>



JAWAHARLAL NEHRU TECHNOLOGICAL UNIVERSITY: KAKINADA
KAKINADA – 533 003, Andhra Pradesh, India

DEPARTMENT OF COMPUTER SCIENCE & ENGINEERING

II Year – I Semester		L	T	P	C
		0	0	3	1.5
PYTHON PROGRAMMING LAB					

Course Objectives:

The aim of Python Programming Lab is

- To acquire programming skills in core Python.
- To acquire Object Oriented Skills in Python
- To develop the skill of designing Graphical user Interfaces in Python
- To develop the ability to write database applications in Python

Course Outcomes:

By the end of this lab, the student is able to

- Write, Test and Debug Python Programs
- Use Conditionals and Loops for Python Programs
- Use functions and represent Compound data using Lists, Tuples and Dictionaries
- Use various applications using python

- 1) Write a program that asks the user for a weight in kilograms and converts it to pounds. There are 2.2 pounds in a kilogram.
- 2) Write a program that asks the user to enter three numbers (use three separate input statements). Create variables called total and average that hold the sum and average of the three numbers and print out the values of total and average.
- 3) Write a program that uses a *for* loop to print the numbers 8, 11, 14, 17, 20, . . . , 83, 86, 89.
- 4) Write a program that asks the user for their name and how many times to print it. The program should print out the user's name the specified number of times.
- 5) Use a *for* loop to print a triangle like the one below. Allow the user to specify how high the triangle should be.

```
*
**
***
****
```

- 6) Generate a random number between 1 and 10. Ask the user to guess the number and print a message based on whether they get it right or not.
- 7) Write a program that asks the user for two numbers and prints *Close* if the numbers are within .001 of each other and *Not close* otherwise.
- 8) Write a program that asks the user to enter a word and prints out whether that word contains any vowels.
- 9) Write a program that asks the user to enter two strings of the same length. The program should then check to see if the strings are of the same length. If they are not, the program should print an appropriate message and exit. If they are of the same length, the program should alternate the characters of the two strings. For example, if the user enters *abcde* and *ABCDE* the program should print out *AaBbCcDdEe*.



JAWAHARLAL NEHRU TECHNOLOGICAL UNIVERSITY: KAKINADA
KAKINADA – 533 003, Andhra Pradesh, India

DEPARTMENT OF COMPUTER SCIENCE & ENGINEERING

- 10) Write a program that asks the user for a large integer and inserts commas into it according to the standard American convention for commas in large numbers. For instance, if the user enters 1000000, the output should be 1,000,000.
- 11) In algebraic expressions, the symbol for multiplication is often left out, as in $3x+4y$ or $3(x+5)$. Computers prefer those expressions to include the multiplication symbol, like $3*x+4*y$ or $3*(x+5)$. Write a program that asks the user for an algebraic expression and then inserts multiplication symbols where appropriate.
- 12) Write a program that generates a list of 20 random numbers between 1 and 100.
 - (a) Print the list.
 - (b) Print the average of the elements in the list.
 - (c) Print the largest and smallest values in the list.
 - (d) Print the second largest and second smallest entries in the list
 - (e) Print how many even numbers are in the list.
- 13) Write a program that asks the user for an integer and creates a list that consists of the factors of that integer.
- 14) Write a program that generates 100 random integers that are either 0 or 1. Then find the longest run of zeros, the largest number of zeros in a row. For instance, the longest run of zeros in $[1,0,1,1,0,0,0,0,1,0,0]$ is 4.
- 15) Write a program that removes any repeated items from a list so that each item appears at most once. For instance, the list $[1,1,2,3,4,3,0,0]$ would become $[1,2,3,4,0]$.
- 16) Write a program that asks the user to enter a length in feet. The program should then give the user the option to convert from feet into inches, yards, miles, millimeters, centimeters, meters, or kilometers. Say if the user enters a 1, then the program converts to inches, if they enter a 2, then the program converts to yards, etc. While this can be done with if statements, it is much shorter with lists and it is also easier to add new conversions if you use lists.
- 17) Write a function called *sum_digits* that is given an integer num and returns the sum of the digits of num.
- 18) Write a function called *first_diff* that is given two strings and returns the first location in which the strings differ. If the strings are identical, it should return -1.
- 19) Write a function called *number_of_factors* that takes an integer and returns how many factors the number has.
- 20) Write a function called *is_sorted* that is given a list and returns True if the list is sorted and False otherwise.
- 21) Write a function called *root* that is given a number x and an integer n and returns $x^{1/n}$. In the function definition, set the default value of n to 2.
- 22) Write a function called *primes* that is given a number n and returns a list of the first n primes. Let the default value of n be 100.
- 23) Write a function called *merge* that takes two already sorted lists of possibly different lengths, and merges them into a single sorted list.
 - (a) Do this using the sort method.
 - (b) Do this without using the sort method.



JAWAHARLAL NEHRU TECHNOLOGICAL UNIVERSITY: KAKINADA
KAKINADA – 533 003, Andhra Pradesh, India

DEPARTMENT OF COMPUTER SCIENCE & ENGINEERING

- 24) Write a program that asks the user for a word and finds all the smaller words that can be made from the letters of that word. The number of occurrences of a letter in a smaller word can't exceed the number of occurrences of the letter in the user's word.
- 25) Write a program that reads a file consisting of email addresses, each on its own line. Your program should print out a string consisting of those email addresses separated by semicolons.
- 26) Write a program that reads a list of temperatures from a file called *temps.txt*, converts those temperatures to Fahrenheit, and writes the results to a file called *ftemps.txt*.
- 27) Write a class called *Product*. The class should have fields called *name*, *amount*, and *price*, holding the product's name, the number of items of that product in stock, and the regular price of the product. There should be a method *get_price* that receives the number of items to be bought and returns a the cost of buying that many items, where the regular price is charged for orders of less than 10 items, a 10% discount is applied for orders of between 10 and 99 items, and a 20% discount is applied for orders of 100 or more items. There should also be a method called *make_purchase* that receives the number of items to be bought and decreases amount by that much.
- 28) Write a class called *Time* whose only field is a time in seconds. It should have a method called *convert_to_minutes* that returns a string of minutes and seconds formatted as in the following example: if seconds is 230, the method should return '5:50'. It should also have a method called *convert_to_hours* that returns a string of hours, minutes, and seconds formatted analogously to the previous method.
- 29) Write a class called *Converter*. The user will pass a length and a unit when declaring an object from the class—for example, `c = Converter(9,'inches')`. The possible units are inches, feet, yards, miles, kilometers, meters, centimeters, and millimeters. For each of these units there should be a method that returns the length converted into those units. For example, using the *Converter* object created above, the user could call `c.feet()` and should get 0.75 as the result.
- 30) Write a Python class to implement `pow(x, n)`.
- 31) Write a Python class to reverse a string word by word.
- 32) Write a program that opens a file dialog that allows you to select a text file. The program then displays the contents of the file in a textbox.
- 33) Write a program to demonstrate Try/except/else.
- 34) Write a program to demonstrate try/finally and with/as.



JAWAHARLAL NEHRU TECHNOLOGICAL UNIVERSITY: KAKINADA
KAKINADA – 533 003, Andhra Pradesh, India

DEPARTMENT OF COMPUTER SCIENCE & ENGINEERING

II Year – I Semester		L	T	P	C
		0	0	3	1.5
DATA STRUCTURES THROUGH C++ LAB					

Course Objectives:

The objective of this lab is to

- Demonstrate procedural and object oriented paradigm with concepts of streams, classes, functions, data and objects.
- Understand dynamic memory management techniques using pointers, constructors, destructors, etc
- Demonstrate the concept of function overloading, operator overloading, virtual functions and polymorphism, inheritance.
- Demonstrate the different data structures implementation.

Course Outcomes:

By the end of this lab the student is able to

- Apply the various OOPs concepts with the help of programs.
- Use basic data structures such as arrays and linked list.
- Programs to demonstrate fundamental algorithmic problems including Tree Traversals, Graph traversals, and shortest paths.
- Use various searching and sorting algorithms.

Exercise -1 (Classes Objects)

Create a Distance class with:

- feet and inches as data members
 - member function to input distance
 - member function to output distance
 - member function to add two distance objects
1. Write a main function to create objects of DISTANCE class. Input two distances and output the sum.
 2. Write a C++ Program to illustrate the use of Constructors and Destructors (use the above program.)
 3. Write a program for illustrating function overloading in adding the distance between objects (use the above problem)

Exercise – 2 (Access)

Write a program for illustrating Access Specifiers public, private, protected

1. Write a program implementing Friend Function
2. Write a program to illustrate this pointer
3. Write a Program to illustrate pointer to a class

Exercise -3 (Operator Overloading)

1. Write a program to Overload Unary, and Binary Operators as Member Function, and Non Member Function.
 1. Unary operator as member function
 2. Binary operator as non member function
2. Write a c ++ program to implement the overloading assignment = operator

Exercise -4 (Inheritance)

1. Write C++ Programs and incorporating various forms of Inheritance
 - i) Single Inheritance
 - ii) Hierarchical Inheritance



JAWAHARLAL NEHRU TECHNOLOGICAL UNIVERSITY: KAKINADA
KAKINADA – 533 003, Andhra Pradesh, India

DEPARTMENT OF COMPUTER SCIENCE & ENGINEERING

- iii) Multiple Inheritances
- iv) Multi-level inheritance
- v) Hybrid inheritance

2. Also illustrate the order of execution of constructors and destructors in inheritance

Exercise -5(Templates, Exception Handling)

1. a) Write a C++ Program to illustrate template class
2. b) Write a Program to illustrate member function templates
3. c) Write a Program for Exception Handling Divide by zero
4. d) Write a Program to rethrow an Exception

Exercise -6 (Searching)

Write C program that use both recursive and non recursive functions to perform Linear search for a Key value in a given list.

b) Write C program that use both recursive and non recursive functions to perform Binary search for a Key value in a given list.

Exercise -7 (Sorting-I)

- a) Write C program that implement Bubble sort, to sort a given list of integers in ascending order
- b) Write C program that implement Quick sort, to sort a given list of integers in ascending order
- c) Write C program that implement Insertion sort, to sort a given list of integers in ascending order

Exercise -8(Sorting-II)

- a) Write C program that implement radix sort, to sort a given list of integers in ascending order
- b) Write C program that implement merge sort, to sort a given list of integers in ascending order

Exercise -9(Singly Linked List)

- a) Write a C program that uses functions to create a singly linked list
- b) Write a C program that uses functions to perform insertion operation on a singly linked list
- c) Write a C program that uses functions to perform deletion operation on a singly linked list
- d) Write a C program to reverse elements of a single linked list.

Exercise -10(Queue)

- a) Write C program that implement Queue (its operations) using arrays.
- b) Write C program that implement Queue (its operations) using linked lists

Exercise -11(Stack)

- a) Write C program that implement stack (its operations) using arrays
- b) Write C program that implement stack (its operations) using Linked list
- c) Write a C program that uses Stack operations to evaluate postfix expression

Exercise -12(Binary Search Tree)

- a) Write a C program to Create a BST
- b) Write a C program to insert a node into a BST.
- c) Write a C program to delete a node from a BST.
- d) Write a recursive C program for traversing a binary tree in preorder, inorder and postorder.



JAWAHARLAL NEHRU TECHNOLOGICAL UNIVERSITY: KAKINADA
KAKINADA – 533 003, Andhra Pradesh, India

DEPARTMENT OF COMPUTER SCIENCE & ENGINEERING

II Year – I Semester	L	T	P	C
	3	0	0	0
ESSENCE OF INDIAN TRADITIONAL KNOWLEDGE				

Course Objectives:

To facilitate the students with the concepts of Indian traditional knowledge and to make them understand the Importance of roots of knowledge system

- The course aim of the importing basic principle of third process reasoning and inference sustainability is at the course of Indian traditional knowledge system
- To understand the legal framework and traditional knowledge and biological diversity act 2002 and geographical indication act 2003
- The courses focus on traditional knowledge and intellectual property mechanism of traditional knowledge and protection
- To know the student traditional knowledge in different sector

Course Outcomes:

After completion of the course, students will be able to:

- Understand the concept of Traditional knowledge and its importance
- Know the need and importance of protecting traditional knowledge
- Know the various enactments related to the protection of traditional knowledge
- Understand the concepts of Intellectual property to protect the traditional knowledge

UNIT I

Introduction to traditional knowledge: Define traditional knowledge, nature and characteristics, scope and importance, kinds of traditional knowledge, the physical and social contexts in which traditional knowledge develop, the historical impact of social change on traditional knowledge systems. Indigenous Knowledge (IK), characteristics, traditional knowledge vis-à-vis indigenous knowledge, traditional knowledge Vs western knowledge traditional knowledge vis-à-vis formal knowledge

Learning Outcomes:

At the end of the unit, the student will able to:

- Understand the traditional knowledge.
- Contrast and compare characteristics importance kinds of traditional knowledge.
- Analyze physical and social contexts of traditional knowledge.
- Evaluate social change on traditional knowledge.

UNIT II

Protection of traditional knowledge: the need for protecting traditional knowledge Significance of TK Protection, value of TK in global economy, Role of Government to harness TK.

Learning Outcomes:

At the end of the unit, the student will able to:

- Know the need of protecting traditional knowledge.
- Apply significance of tk protection.
- Analyze the value of tk in global economy.
- Evaluate role of government

UNIT III

Legal framework and TK: A: The Scheduled Tribes and Other Traditional Forest Dwellers (Recognition of Forest Rights) Act, 2006, Plant Varieties Protection and Farmers Rights Act,



JAWAHARLAL NEHRU TECHNOLOGICAL UNIVERSITY: KAKINADA
KAKINADA – 533 003, Andhra Pradesh, India

DEPARTMENT OF COMPUTER SCIENCE & ENGINEERING

2001 (PPVFR Act);B:The Biological Diversity Act 2002 and Rules 2004, the protection of traditional knowledge bill, 2016. Geographical indications act 2003.

Learning Outcomes:

At the end of the unit the student will able to:

- Understand legal framework of TK.
- Contrast and compare the ST and other traditional forest dwellers
- Analyze plant variant protections
- Evaluate farmers right act

UNIT IV

Traditional knowledge and intellectual property: Systems of traditional knowledge protection, Legal concepts for the protection of traditional knowledge, Certain non IPR mechanisms of traditional knowledge protection, Patents and traditional knowledge, Strategies to increase protection of traditional knowledge, global legal FORA for increasing protection of Indian Traditional Knowledge.

Learning Outcomes:

At the end of the unit, the student will able to:

- Understand TK and IPR
- Apply systems of TK protection.
- Analyze legal concepts for the protection of TK.
- Evaluate strategies to increase the protection of TK.

UNIT V

Traditional knowledge in different sectors: Traditional knowledge and engineering, Traditional medicine system, TK and biotechnology, TK in agriculture, Traditional societies depend on it for their food and healthcare needs, Importance of conservation and sustainable development of environment, Management of biodiversity, Food security of the country and protection of TK.

Learning Outcomes:

At the end of the unit, the student will able to:

- Know TK in different sectors.
- Apply TK in engineering.
- Analyze TK in various sectors.
- Evaluate food security and protection of TK in the country.

Reference Books:

- 1) Traditional Knowledge System in India, by Amit Jha, 2009.
- 2) Traditional Knowledge System and Technology in India by Basanta Kumar Mohanta and Vipin Kumar Singh, PratibhaPrakashan 2012.
- 3) Traditional Knowledge System in India by Amit Jha Atlantic publishers, 2002
- 4) "Knowledge Traditions and Practices of India" Kapil Kapoor, Michel Danino

e-Resources:

- 1) <https://www.youtube.com/watch?v=LZP1StpYEPM>
- 2) <http://nptel.ac.in/courses/121106003/>



JAWAHARLAL NEHRU TECHNOLOGICAL UNIVERSITY: KAKINADA
KAKINADA – 533 003, Andhra Pradesh, India

DEPARTMENT OF COMPUTER SCIENCE & ENGINEERING

II Year – I Semester		L	T	P	C
		2	0	0	0
EMPLOYABILITY SKILLS - I					

Course Objectives:

The aim of this course is

- To explore and practice basic communication skills
- To learn skills for effective discussions & team work
- To assess and improve personal grooming

Course Outcomes:

By the end of this course, the student

- Establish effective communication with employers, supervisors, and co-workers
- Identify to explore their values and career choices through individual skill assessments
- Adapts positive attitude and appropriate body language
- Interpret the core competencies to succeed in professional and personal life

A list of vital employability skills from the standpoint of engineering students with discussion how to potentially develop such skills through campus life.

- 1) Soft Skills: An Introduction – Definition and Significance of Soft Skills; Process, Importance and Measurement of Soft Skill Development.
- 2) Self-Discovery: Discovering the Self; Setting Goals; Beliefs, Values, Attitude, Virtue.
- 3) Positivity and Motivation: Developing Positive Thinking and Attitude; Driving out Negativity; Meaning and Theories of Motivation; Enhancing Motivation Levels.
- 4) Interpersonal Communication: Interpersonal relations; communication models, process and barriers; team communication; developing interpersonal relationships through effective communication; listening skills; essential formal writing skills; corporate communication styles – assertion, persuasion, negotiation.
- 5) Public Speaking: Skills, Methods, Strategies and Essential tips for effective public speaking.
- 6) Group Discussion: Importance, Planning, Elements, Skills assessed; Effectively disagreeing, Initiating, Summarizing and Attaining the Objective.
- 7) Non-Verbal Communication: Importance and Elements; Body Language.
- 8) Teamwork and Leadership Skills: Concept of Teams; Building effective teams; Concept of Leadership and honing Leadership skills.

References Books:

- 1) Barun K. Mitra, Personality Development and Soft Skills, Oxford University Press, 2011.
- 2) S.P. Dhanavel, English and Soft Skills, Orient Blackswan, 2010.
- 3) R.S. Aggarwal, A Modern Approach to Verbal & Non-Verbal Reasoning, S.Chand & Company Ltd., 2018.
- 4) Raman, Meenakshi & Sharma, Sangeeta, Technical Communication Principles and Practice, Oxford University Press, 2011.
- 5) R.S. Aggarwal, A Modern Approach to Verbal & Non-Verbal Reasoning, S.Chand & Company Ltd., 2018.
- 6) Raman, Meenakshi & Sharma, Sangeeta, Technical Communication Principles and Practice, Oxford University Press, 2011.



JAWAHARLAL NEHRU TECHNOLOGICAL UNIVERSITY: KAKINADA
KAKINADA – 533 003, Andhra Pradesh, India

DEPARTMENT OF COMPUTER SCIENCE & ENGINEERING

II Year – II Semester		L	T	P	C
		3	0	0	3
PROBABILITY AND STATISTICS					

Course Objectives:

- To familiarize the students with the foundations of probability and statistical methods
- To impart probability concepts and statistical methods in various applications Engineering

Course Outcomes:

Upon successful completion of this course, the student should be able to

- Classify the concepts of data science and its importance (L4) or (L2)
- Interpret the association of characteristics and through correlation and regression tools (L4)
- Make use of the concepts of probability and their applications (L3)
- Apply discrete and continuous probability distributions (L3)
- Design the components of a classical hypothesis test (L6)
- Infer the statistical inferential methods based on small and large sampling tests (L4)

UNIT I

Descriptive statistics and methods for data science: Data science – Statistics Introduction – Population vs Sample – Collection of data – primary and secondary data – Type of variable: dependent and independent Categorical and Continuous variables – Data visualization – Measures of Central tendency – Measures of Variability (spread or variance) – Skewness Kurtosis.

UNIT II

Correlation and Curve fitting: Correlation – correlation coefficient – rank correlation – regression coefficients and properties – regression lines – Method of least squares – Straight line – parabola – Exponential – Power curves.

UNIT III

Probability and Distributions: Probability – Conditional probability and Baye's theorem – Random variables – Discrete and Continuous random variables – Distribution function – Mathematical Expectation and Variance – Binomial, Poisson, Uniform and Normal distributions.

UNIT IV

Sampling Theory: Introduction – Population and samples – Sampling distribution of Means and Variance (definition only) – Central limit theorem (without proof) – Introduction to t, χ^2 and F-distributions – Point and Interval estimations – Maximum error of estimate.



JAWAHARLAL NEHRU TECHNOLOGICAL UNIVERSITY: KAKINADA
KAKINADA – 533 003, Andhra Pradesh, India

DEPARTMENT OF COMPUTER SCIENCE & ENGINEERING

UNIT V

Tests of Hypothesis: Introduction – Hypothesis – Null and Alternative Hypothesis – Type I and Type II errors – Level of significance – One tail and two-tail tests – Tests concerning one mean and two means (Large and Small samples) – Tests on proportions.

Text Books:

- 1) Miller and Freund's, Probability and Statistics for Engineers, 7/e, Pearson, 2008.
- 2) S. C. Gupta and V.K. Kapoor, Fundamentals of Mathematical Statistics, 11/e, Sultan Chand & Sons Publications, 2012.

Reference Books:

- 1) Shron L. Myers, Keying Ye, Ronald E Walpole, Probability and Statistics Engineers and the Scientists, 8th Edition, Pearson 2007.
- 2) Jay I. Devore, Probability and Statistics for Engineering and the Sciences, 8th Edition, Cengage.
- 3) Sheldon M. Ross, Introduction to probability and statistics Engineers and the Scientists, 4th Edition, Academic Foundation, 2011.
- 4) Johannes Ledolter and Robert V. Hogg, Applied statistics for Engineers and Physical Scientists, 3rd Edition, Pearson, 2010.



JAWAHARLAL NEHRU TECHNOLOGICAL UNIVERSITY: KAKINADA
KAKINADA – 533 003, Andhra Pradesh, India

DEPARTMENT OF COMPUTER SCIENCE & ENGINEERING

II Year – II Semester		L	T	P	C
		2	1	0	3
JAVA PROGRAMMING					

Course Objectives:

The learning objectives of this course are:

- To identify Java language components and how they work together in applications
- To learn the fundamentals of object-oriented programming in Java, including defining classes, invoking methods, using class libraries.
- To learn how to extend Java classes with inheritance and dynamic binding and how to use exception handling in Java applications
- To understand how to design applications with threads in Java
- To understand how to use Java APIs for program development

Course Outcomes:

By the end of the course, the student will be

- Able to realize the concept of Object Oriented Programming & Java Programming Constructs
- Able to describe the basic concepts of Java such as operators, classes, objects, inheritance, packages, Enumeration and various keywords
- Apply the concept of exception handling and Input/ Output operations
- Able to design the applications of Java & Java applet
- Able to Analyze & Design the concept of Event Handling and Abstract Window Toolkit

UNIT I

Program Structure in Java: Introduction, Writing Simple Java Programs, Elements or Tokens in Java Programs, Java Statements, Command Line Arguments, User Input to Programs, Escape Sequences Comments, Programming Style.

Data Types, Variables, and Operators :Introduction, Data Types in Java, Declaration of Variables, Data Types, Type Casting, Scope of Variable Identifier, Literal Constants, Symbolic Constants, Formatted Output with printf() Method, Static Variables and Methods, Attribute Final, Introduction to Operators, Precedence and Associativity of Operators, Assignment Operator (=), Basic Arithmetic Operators, Increment (++) and Decrement (- -) Operators, Ternary Operator, Relational Operators, Boolean Logical Operators, Bitwise Logical Operators.

Control Statements: Introduction, if Expression, Nested if Expressions, if–else Expressions, Ternary Operator?., Switch Statement, Iteration Statements, while Expression, do–while Loop, for Loop, Nested for Loop, For–Each for Loop, Break Statement, Continue Statement.

UNIT II

Classes and Objects: Introduction, Class Declaration and Modifiers, Class Members, Declaration of Class Objects, Assigning One Object to Another, Access Control for Class Members, Accessing Private Members of Class, Constructor Methods for Class, Overloaded Constructor Methods, Nested Classes, Final Class and Methods, Passing Arguments by Value and by



JAWAHARLAL NEHRU TECHNOLOGICAL UNIVERSITY: KAKINADA
KAKINADA – 533 003, Andhra Pradesh, India

DEPARTMENT OF COMPUTER SCIENCE & ENGINEERING

Reference, Keyword this.

Methods: Introduction, Defining Methods, Overloaded Methods, Overloaded Constructor Methods, Class Objects as Parameters in Methods, Access Control, Recursive Methods, Nesting of Methods, Overriding Methods, Attributes Final and Static.

UNIT III

Arrays: Introduction, Declaration and Initialization of Arrays, Storage of Array in Computer Memory, Accessing Elements of Arrays, Operations on Array Elements, Assigning Array to Another Array, Dynamic Change of Array Size, Sorting of Arrays, Search for Values in Arrays, Class Arrays, Two-dimensional Arrays, Arrays of Varying Lengths, Three-dimensional Arrays, Arrays as Vectors.

Inheritance: Introduction, Process of Inheritance, Types of Inheritances, Universal Super Class-Object Class, Inhibiting Inheritance of Class Using Final, Access Control and Inheritance, Multilevel Inheritance, Application of Keyword Super, Constructor Method and Inheritance, Method Overriding, Dynamic Method Dispatch, Abstract Classes, Interfaces and Inheritance.

Interfaces: Introduction, Declaration of Interface, Implementation of Interface, Multiple Interfaces, Nested Interfaces, Inheritance of Interfaces, Default Methods in Interfaces, Static Methods in Interface, Functional Interfaces, Annotations.

UNIT IV

Packages and Java Library: Introduction, Defining Package, Importing Packages and Classes into Programs, Path and Class Path, Access Control, Packages in Java SE, Java.lang Package and its Classes, Class Object, Enumeration, class Math, Wrapper Classes, Auto-boxing and Auto-unboxing, Java util Classes and Interfaces, Formatter Class, Random Class, Time Package, Class Instant (java.time.Instant), Formatting for Date/Time in Java, Temporal Adjusters Class, Temporal Adjusters Class.

Exception Handling: Introduction, Hierarchy of Standard Exception Classes, Keywords throws and throw, try, catch, and finally Blocks, Multiple Catch Clauses, Class Throwable, Unchecked Exceptions, Checked Exceptions, try-with-resources, Catching Subclass Exception, Custom Exceptions, Nested try and catch Blocks, Rethrowing Exception, Throws Clause.

UNIT V

String Handling in Java: Introduction, Interface Char Sequence, Class String, Methods for Extracting Characters from Strings, Methods for Comparison of Strings, Methods for Modifying Strings, Methods for Searching Strings, Data Conversion and Miscellaneous Methods, Class String Buffer, Class String Builder.

Multithreaded Programming: Introduction, Need for Multiple Threads Multithreaded Programming for Multi-core Processor, Thread Class, Main Thread- Creation of New Threads, Thread States, Thread Priority-Synchronization, Deadlock and Race Situations, Inter-thread Communication - Suspending, Resuming, and Stopping of Threads.

Java Database Connectivity: Introduction, JDBC Architecture, Installing MySQL and MySQL Connector/J, JDBC Environment Setup, Establishing JDBC Database Connections, ResultSet Interface, Creating JDBC Application, JDBC Batch Processing, JDBC Transaction Management



JAWAHARLAL NEHRU TECHNOLOGICAL UNIVERSITY: KAKINADA
KAKINADA – 533 003, Andhra Pradesh, India

DEPARTMENT OF COMPUTER SCIENCE & ENGINEERING

Text Books:

- 1) JAVA one step ahead, Anitha Seth, B.L.Juneja, Oxford.
- 2) The complete Reference Java, 8th edition, Herbert Schildt, TMH.

References Books:

- 1) Introduction to java programming, 7th edition by Y Daniel Liang, Pearson
- 2) Murach's Java Programming, Joel Murach

e-Resources:

- 1) <https://nptel.ac.in/courses/106/105/106105191/>
- 2) https://www.w3schools.com/java/java_data_types.asp



JAWAHARLAL NEHRU TECHNOLOGICAL UNIVERSITY: KAKINADA
KAKINADA – 533 003, Andhra Pradesh, India

DEPARTMENT OF COMPUTER SCIENCE & ENGINEERING

II Year – II Semester		L	T	P	C
		3	0	0	3
OPERATING SYSTEMS					

Course Objectives:

The objectives of this course is to

- Introduce to the internal operation of modern operating systems
- Define, explain, processes and threads, mutual exclusion, CPU scheduling, deadlock, memory management, and file systems
- Understand File Systems in Operating System like UNIX/Linux and Windows
- Understand Input Output Management and use of Device Driver and Secondary Storage (Disk) Mechanism
- Analyze Security and Protection Mechanism in Operating System

Course Outcomes:

After learning, the course the students should be able to:

- Describe various generations of Operating System and functions of Operating System
- Describe the concept of program, process and thread and analyze various CPU Scheduling Algorithms and compare their performance
- Solve Inter Process Communication problems using Mathematical Equations by various methods
- Compare various Memory Management Schemes especially paging and Segmentation in Operating System and apply various Page Replacement Techniques
- Outline File Systems in Operating System like UNIX/Linux and Windows

UNIT I

Operating Systems Overview: Operating system functions, Operating system structure, Operating systems operations, Computing environments, Open-Source Operating Systems.

System Structures: Operating System Services, User and Operating-System Interface, systems calls, Types of System Calls, system programs, operating system structure, operating system debugging, System Boot.

UNIT II

Process Concept: Process scheduling, Operations on processes, Inter-process communication, Communication in client server systems.

Multithreaded Programming: Multithreading models, Thread libraries, Threading issues.

Process Scheduling: Basic concepts, Scheduling criteria, Scheduling algorithms, Multiple processor scheduling, Thread scheduling.

Inter-process Communication: Race conditions, Critical Regions, Mutual exclusion with busy waiting, Sleep and wakeup, Semaphores, Mutexes, Monitors, Message passing, Barriers, Classical IPC Problems - Dining philosophers problem, Readers and writers problem.

UNIT III

Memory-Management Strategies: Introduction, Swapping, Contiguous memory allocation, Paging, Segmentation.



JAWAHARLAL NEHRU TECHNOLOGICAL UNIVERSITY: KAKINADA
KAKINADA – 533 003, Andhra Pradesh, India

DEPARTMENT OF COMPUTER SCIENCE & ENGINEERING

Virtual Memory Management: Introduction, Demand paging, Copy on-write, Page replacement, Frame allocation, Thrashing, Memory-mapped files, Kernel memory allocation.

UNIT IV

Deadlocks: Resources, Conditions for resource deadlocks, Ostrich algorithm, Deadlock detection and recovery, Deadlock avoidance, Deadlock prevention.

File Systems: Files, Directories, File system implementation, management and optimization.

Secondary-Storage Structure: Overview of disk structure, and attachment, Disk scheduling, RAID structure, Stable storage implementation.

UNIT V

System Protection: Goals of protection, Principles and domain of protection, Access matrix, Access control, Revocation of access rights.

System Security: Introduction, Program threats, System and network threats, Cryptography for security, User authentication, Implementing security defenses, Firewalling to protect systems and networks, Computer security classification.

Case Studies: Linux, Microsoft Windows.

Text Books:

- 1) Silberschatz A, Galvin P B, and Gagne G, Operating System Concepts, 9th edition, Wiley, 2013.
- 2) Tanenbaum A S, Modern Operating Systems, 3rd edition, Pearson Education, 2008. (for Interprocess Communication and File systems.)

Reference Books:

- 1) Dhamdhare D M, Operating Systems A Concept Based Approach, 3rd edition, Tata McGraw-Hill, 2012.
- 2) Stallings W, Operating Systems -Internals and Design Principles, 6th edition, Pearson Education, 2009
- 3) Nutt G, Operating Systems, 3rd edition, Pearson Education, 2004.

e-Resources:

- 1) <https://nptel.ac.in/courses/106/105/106105214/>



JAWAHARLAL NEHRU TECHNOLOGICAL UNIVERSITY: KAKINADA
KAKINADA – 533 003, Andhra Pradesh, India

DEPARTMENT OF COMPUTER SCIENCE & ENGINEERING

II Year – II Semester		L	T	P	C
		3	1	0	4
DATABASE MANAGEMENT SYSTEMS					

Course Objectives:

- To introduce about database management systems
- To give a good formal foundation on the relational model of data and usage of Relational Algebra
- To introduce the concepts of basic SQL as a universal Database language
- To demonstrate the principles behind systematic database design approaches by covering conceptual design, logical design through normalization
- To provide an overview of physical design of a database system, by discussing Database indexing techniques and storage techniques

Course Outcomes:

By the end of the course, the student will be able to

- Describe a relational database and object-oriented database
- Create, maintain and manipulate a relational database using SQL
- Describe ER model and normalization for database design
- Examine issues in data storage and query processing and can formulate appropriate solutions
- Outline the role and issues in management of data such as efficiency, privacy, security, ethical responsibility, and strategic advantage

UNIT I

Introduction: Database system, Characteristics (Database Vs File System), Database Users(Actors on Scene, Workers behind the scene), Advantages of Database systems, Database applications. Brief introduction of different Data Models; Concepts of Schema, Instance and data independence; Three tier schema architecture for data independence; Database system structure, environment, Centralized and Client Server architecture for the database.

UNIT II

Relational Model: Introduction to relational model, concepts of domain, attribute, tuple, relation, importance of null values, constraints (Domain, Key constraints, integrity constraints) and their importance
 BASIC SQL: Simple Database schema, data types, table definitions (create, alter), different DML operations (insert, delete, update), basic SQL querying (select and project) using where clause, arithmetic & logical operations, SQL functions(Date and Time, Numeric, String conversion).

UNIT III

Entity Relationship Model: Introduction, Representation of entities, attributes, entity set, relationship, relationship set, constraints, sub classes, super class, inheritance, specialization, generalization using ER Diagrams. SQL: Creating tables with relationship, implementation of key and integrity constraints, nested queries, sub queries, grouping, aggregation, ordering, implementation of different types of joins, view(updatable and non-updatable), relational set operations.

UNIT IV

Schema Refinement (Normalization): Purpose of Normalization or schema refinement, concept of functional dependency, normal forms based on functional dependency(1NF, 2NF and 3 NF), concept of surrogate key, Boyce-codd normal form(BCNF), Lossless join and dependency preserving decomposition, Fourth normal form(4NF), Fifth Normal Form (5NF).



JAWAHARLAL NEHRU TECHNOLOGICAL UNIVERSITY: KAKINADA
KAKINADA – 533 003, Andhra Pradesh, India

DEPARTMENT OF COMPUTER SCIENCE & ENGINEERING

UNIT V

Transaction Concept: Transaction State, Implementation of Atomicity and Durability, Concurrent Executions, Serializability, Recoverability, Implementation of Isolation, Testing for Serializability, Failure Classification, Storage, Recovery and Atomicity, Recovery algorithm.

Indexing Techniques: B+ Trees: Search, Insert, Delete algorithms, File Organization and Indexing, Cluster Indexes, Primary and Secondary Indexes , Index data Structures, Hash Based Indexing: Tree base Indexing ,Comparison of File Organizations, Indexes and Performance Tuning

Text Books:

- 1) Database Management Systems, 3/e, Raghurama Krishnan, Johannes Gehrke, TMH
- 2) Database System Concepts, 5/e, Silberschatz, Korth, TMH

Reference Books:

- 1) Introduction to Database Systems, 8/e C J Date, PEA.
- 2) Database Management System, 6/e Ramez Elmasri, Shamkant B. Navathe, PEA
- 3) Database Principles Fundamentals of Design Implementation and Management, Corlos Coronel, Steven Morris, Peter Robb, Cengage Learning.

e-Resources:

- 1) <https://nptel.ac.in/courses/106/105/106105175/>
- 2) <https://www.geeksforgeeks.org/introduction-to-nosql/>



JAWAHARLAL NEHRU TECHNOLOGICAL UNIVERSITY: KAKINADA
KAKINADA – 533 003, Andhra Pradesh, India

DEPARTMENT OF COMPUTER SCIENCE & ENGINEERING

II Year – II Semester		L	T	P	C
		3	0	0	3
FORMAL LANGUAGES AND AUTOMATA THEORY					

Course Objectives:

- To learn fundamentals of Regular and Context Free Grammars and Languages
- To understand the relation between Regular Language and Finite Automata and machines
- To learn how to design Automata's and machines as Acceptors, Verifiers and Translators
- To understand the relation between Contexts free Languages, PDA and TM
- To learn how to design PDA as acceptor and TM as Calculators

Course Outcomes:

By the end of the course students can

- Classify machines by their power to recognize languages.
- Summarize language classes & grammars relationship among them with the help of Chomsky hierarchy
- Employ finite state machines to solve problems in computing
- Illustrate deterministic and non-deterministic machines
- Quote the hierarchy of problems arising in the computer science

UNIT I

Finite Automata: Need of Automata theory, Central Concepts of Automata Theory, Automation, Finite Automata, Transition Systems, Acceptance of a String, DFA, Design of DFAs, NFA, Design of NFA, Equivalence of DFA and NFA, Conversion of NFA into DFA, Finite Automata with ϵ -Transitions, Minimization of Finite Automata, Finite Automata with output-Mealy and Moore Machines, Applications and Limitation of Finite Automata.

UNIT II

Regular Expressions, Regular Sets, Identity Rules, Equivalence of two RE, Manipulations of REs, Finite Automata and Regular Expressions, Inter Conversion, Equivalence between FA and RE, Pumping Lemma of Regular Sets, Closure Properties of Regular Sets, Grammars, Classification of Grammars, Chomsky Hierarchy Theorem, Right and Left Linear Regular Grammars, Equivalence between RG and FA, Inter Conversion.

UNIT III

Formal Languages, Context Free Grammar, Leftmost and Rightmost Derivations, Parse Trees, Ambiguous Grammars, Simplification of Context Free Grammars-Elimination of Useless Symbols, ϵ -Productions and Unit Productions, Normal Forms-Chomsky Normal Form and Greibach Normal Form, Pumping Lemma, Closure Properties, Applications of Context Free Grammars.

UNIT IV

Pushdown Automata, Definition, Model, Graphical Notation, Instantaneous Description, Language Acceptance of Pushdown Automata, Design of Pushdown Automata, Deterministic and Non – Deterministic Pushdown Automata, Equivalence of Pushdown Automata and Context Free Grammars, Conversion, Two Stack Pushdown Automata, Application of Pushdown Automata.



JAWAHARLAL NEHRU TECHNOLOGICAL UNIVERSITY: KAKINADA
KAKINADA – 533 003, Andhra Pradesh, India

DEPARTMENT OF COMPUTER SCIENCE & ENGINEERING

UNIT V

Turning Machine: Definition, Model, Representation of TMs-Instantaneous Descriptions, Transition Tables and Transition Diagrams, Language of a TM, Design of TMs, Types of TMs, Church's Thesis, Universal and Restricted TM, Decidable and Un-decidable Problems, Halting Problem of TMs, Post's Correspondence Problem, Modified PCP, Classes of P and NP, NP-Hard and NP-Complete Problems.

Text Books:

- 1) Introduction to Automata Theory, Languages and Computation, J. E. Hopcroft, R. Motwani and J. D. Ullman, 3rd Edition, Pearson, 2008
- 2) Theory of Computer Science-Automata, Languages and Computation, K. L. P. Mishra and N. Chandrasekharan, 3rd Edition, PHI, 2007

Reference Books:

- 1) Elements of Theory of Computation, Lewis H.P. & Papadimition C.H., Pearson /PHI
- 2) Theory of Computation, V. Kulkarni, Oxford University Press, 2013
- 3) Theory of Automata, Languages and Computation, Rajendra Kumar, McGraw Hill, 2014

e-Resources:

- 1) <https://nptel.ac.in/courses/106/104/106104028/>



JAWAHARLAL NEHRU TECHNOLOGICAL UNIVERSITY: KAKINADA
KAKINADA – 533 003, Andhra Pradesh, India

DEPARTMENT OF COMPUTER SCIENCE & ENGINEERING

II Year – II Semester		L	T	P	C
		0	0	3	1.5
JAVA PROGRAMMING LAB					

Course Objectives:

The aim of this lab is to

- Practice programming in the Java
- Gain knowledge of object-oriented paradigm in the Java programming language
- Learn use of Java in a variety of technologies and on different platforms

Course Outcomes:

By the end of the course student will be able to write java program for

- Evaluate default value of all primitive data type, Operations, Expressions, Control-flow, Strings
- Determine Class, Objects, Methods, Inheritance, Exception, Runtime Polymorphism, User defined Exception handling mechanism
- Illustrating simple inheritance, multi-level inheritance, Exception handling mechanism
- Construct Threads, Event Handling, implement packages, developing applets

Exercise - 1 (Basics)

- a) Write a JAVA program to display default value of all primitive data type of JAVA
- b) Write a java program that display the roots of a quadratic equation $ax^2+bx=0$. Calculate the discriminate D and basing on value of D, describe the nature of root.
- c) Five Bikers Compete in a race such that they drive at a constant speed which may or may not be the same as the other. To qualify the race, the speed of a racer must be more than the average speed of all 5 racers. Take as input the speed of each racer and print back the speed of qualifying racers.

Exercise - 2 (Operations, Expressions, Control-flow, Strings)

- a) Write a JAVA program to search for an element in a given list of elements using binary search mechanism.
- b) Write a JAVA program to sort for an element in a given list of elements using bubble sort
- c) Write a JAVA program to sort for an element in a given list of elements using merge sort.
- d) Write a JAVA program using StringBuffer to delete, remove character.

Exercise - 3 (Class, Objects)

- a) Write a JAVA program to implement class mechanism. Create a class, methods and invoke them inside main method.
- b) Write a JAVA program to implement constructor.

Exercise - 4 (Methods)

- a) Write a JAVA program to implement constructor overloading.
- b) Write a JAVA program implement method overloading.

Exercise - 5 (Inheritance)

- a) Write a JAVA program to implement Single Inheritance
- b) Write a JAVA program to implement multi level Inheritance
- c) Write a java program for abstract class to find areas of different shapes

Exercise - 6 (Inheritance - Continued)

- a) Write a JAVA program give example for “super” keyword.
- b) Write a JAVA program to implement Interface. What kind of Inheritance can be achieved?



JAWAHARLAL NEHRU TECHNOLOGICAL UNIVERSITY: KAKINADA
KAKINADA – 533 003, Andhra Pradesh, India

DEPARTMENT OF COMPUTER SCIENCE & ENGINEERING

Exercise - 7 (Exception)

- a) Write a JAVA program that describes exception handling mechanism
- b) Write a JAVA program Illustrating Multiple catch clauses

Exercise – 8 (Runtime Polymorphism)

- a) Write a JAVA program that implements Runtime polymorphism
- b) Write a Case study on run time polymorphism, inheritance that implements in above problem

Exercise – 9 (User defined Exception)

- a) Write a JAVA program for creation of Illustrating throw
- b) Write a JAVA program for creation of Illustrating finally
- c) Write a JAVA program for creation of Java Built-in Exceptions
- d) Write a JAVA program for creation of User Defined Exception

Exercise – 10 (Threads)

- a) Write a JAVA program that creates threads by extending Thread class .First thread display “Good Morning “every 1 sec, the second thread displays “Hello “every 2 seconds and the third display “Welcome” every 3 seconds ,(Repeat the same by implementing Runnable)
- b) Write a program illustrating **isAlive** and **join ()**
- c) Write a Program illustrating Daemon Threads.

Exercise - 11 (Threads continuity)

- a) Write a JAVA program Producer Consumer Problem
- b) Write a case study on thread Synchronization after solving the above producer consumer problem

Exercise – 12 (Packages)

- a) Write a JAVA program illustrate class path
- b) Write a case study on including in class path in your os environment of your package.
- c) Write a JAVA program that import and use the defined your package in the previous Problem

Exercise - 13 (Applet)

- a) Write a JAVA program to paint like paint brush in applet.
- b) Write a JAVA program to display analog clock using Applet.
- c) Write a JAVA program to create different shapes and fill colors using Applet.

Exercise - 14 (Event Handling)

- a) Write a JAVA program that display the x and y position of the cursor movement using Mouse.
- b) Write a JAVA program that identifies key-up key-down event user entering text in a Applet.



JAWAHARLAL NEHRU TECHNOLOGICAL UNIVERSITY: KAKINADA
KAKINADA – 533 003, Andhra Pradesh, India

DEPARTMENT OF COMPUTER SCIENCE & ENGINEERING

II Year – II Semester		L	T	P	C
		0	0	2	1
UNIX OPERATING SYSTEM LAB					

Course Objectives:

- To understand the design aspects of operating system
- To study the process management concepts & Techniques
- To study the storage management concepts
- To familiarize students with the Linux environment
- To learn the fundamentals of shell scripting/programming

Course Outcomes:

- To use Unix utilities and perform basic shell control of the utilities
 - To use the Unix file system and file access control
 - To use of an operating system to develop software
 - Students will be able to use Linux environment efficiently
 - Solve problems using bash for shell scripting
- 1) a) Study of Unix/Linux general purpose utility command list: man, who, cat, cd, cp, ps, ls, mv, rm, mkdir, rmdir, echo, more, date, time, kill, history, chmod, chown, finger, pwd, cal, logout, shutdown.
 b) Study of vi editor
 c) Study of Bash shell, Bourne shell and C shell in Unix/Linux operating system
 d) Study of Unix/Linux file system (tree structure)
 e) Study of .bashrc, /etc/bashrc and Environment variables.
 - 2) Write a C program that makes a copy of a file using standard I/O, and system calls
 - 3) Write a C program to emulate the UNIX ls -l command.
 - 4) Write a C program that illustrates how to execute two commands concurrently with a command pipe. Ex: - ls -l | sort
 - 5) Simulate the following CPU scheduling algorithms:
 (a) Round Robin (b) SJF (c) FCFS (d) Priority
 - 6) Multiprogramming-Memory management-Implementation of fork (), wait (), exec() and exit (), System calls
 - 7) Simulate the following:
 - a) Multiprogramming with a fixed number of tasks (MFT)
 - b) Multiprogramming with a variable number of tasks (MVT)
 - 8) Simulate Bankers Algorithm for Dead Lock Avoidance
 - 9) Simulate Bankers Algorithm for Dead Lock Prevention.



JAWAHARLAL NEHRU TECHNOLOGICAL UNIVERSITY: KAKINADA
KAKINADA – 533 003, Andhra Pradesh, India

DEPARTMENT OF COMPUTER SCIENCE & ENGINEERING

- 10) Simulate the following page replacement algorithms:
 - a) FIFO b) LRU c) LFU
- 11) Simulate the following File allocation strategies
 - (a) Sequenced (b) Indexed (c) Linked
- 12) Write a C program that illustrates two processes communicating using shared memory
- 13) Write a C program to simulate producer and consumer problem using semaphores
- 14) Write C program to create a thread using pthreads library and let it run its function.
- 15) Write a C program to illustrate concurrent execution of threads using pthreads library.



JAWAHARLAL NEHRU TECHNOLOGICAL UNIVERSITY: KAKINADA
KAKINADA – 533 003, Andhra Pradesh, India

DEPARTMENT OF COMPUTER SCIENCE & ENGINEERING

II Year – II Semester		L	T	P	C
		0	0	3	1.5
DATABASE MANAGEMENT SYSTEMS LAB					

Course Objectives:

This Course will enable students to

- Populate and query a database using SQL DDL/DML Commands
- Declare and enforce integrity constraints on a database
- Writing Queries using advanced concepts of SQL
- Programming PL/SQL including procedures, functions, cursors and triggers

Course Outcomes:

At the end of the course the student will be able to:

- Utilize SQL to execute queries for creating database and performing data manipulation operations
- Examine integrity constraints to build efficient databases
- Apply Queries using Advanced Concepts of SQL
- Build PL/SQL programs including stored procedures, functions, cursors and triggers

List of Exercises:

1. Creation, altering and dropping of tables and inserting rows into a table (use constraints while creating tables) examples using SELECT command.
2. Queries (along with sub Queries) using ANY, ALL, IN, EXISTS, NOTEXISTS, UNION, INTERSET, Constraints. Example:- Select the roll number and name of the student who secured fourth rank in the class.
3. Queries using Aggregate functions (COUNT, SUM, AVG, MAX and MIN), GROUP BY, HAVING and Creation and dropping of Views.
4. Queries using Conversion functions (to_char, to_number and to_date), string functions (Concatenation, lpad, rpad, ltrim, rtrim, lower, upper, initcap, length, substr and instr), date functions (Sysdate, next_day, add_months, last_day, months_between, least, greatest, trunc, round, to_char, to_date)
5.
 - i. Create a simple PL/SQL program which includes declaration section, executable section and exception –Handling section (Ex. Student marks can be selected from the table and printed for those who secured first class and an exception can be raised if no records were found)
 - ii. Insert data into student table and use COMMIT, ROLLBACK and SAVEPOINT in PL/SQL block.
6. Develop a program that includes the features NESTED IF, CASE and CASE expression. The program can be extended using the NULLIF and COALESCE functions.
7. Program development using WHILE LOOPS, numeric FOR LOOPS, nested loops using ERROR Handling, BUILT –IN Exceptions, USE defined Exceptions, RAISE-APPLICATION ERROR.
8. Programs development using creation of procedures, passing parameters IN and OUT of PROCEDURES.
9. Program development using creation of stored functions, invoke functions in SQL Statements and write complex functions.



JAWAHARLAL NEHRU TECHNOLOGICAL UNIVERSITY: KAKINADA
KAKINADA – 533 003, Andhra Pradesh, India

DEPARTMENT OF COMPUTER SCIENCE & ENGINEERING

10. Develop programs using features parameters in a CURSOR, FOR UPDATE CURSOR, WHERE CURRENT of clause and CURSOR variables.
11. Develop Programs using BEFORE and AFTER Triggers, Row and Statement Triggers and INSTEAD OF Triggers
12. Create a table and perform the search operation on table using indexing and non-indexing techniques.

Text Books/Suggested Reading:

- 1) Oracle: The Complete Reference by Oracle Press
- 2) Nilesh Shah, "Database Systems Using Oracle", PHI, 2007
- 3) Rick F Vander Lans, "Introduction to SQL", Fourth Edition, Pearson Education, 2007



JAWAHARLAL NEHRU TECHNOLOGICAL UNIVERSITY: KAKINADA
KAKINADA – 533 003, Andhra Pradesh, India

DEPARTMENT OF COMPUTER SCIENCE & ENGINEERING

II Year – II Semester		L	T	P	C
		3	0	0	0
PROFESSIONAL ETHICS & HUMAN VALUES					

Course Objectives:

- To create an awareness on Engineering Ethics and Human Values.
- To instill Moral and Social Values and Loyalty
- To appreciate the rights of others
- To create awareness on assessment of safety and risk

Course outcomes:

Students will be able to:

- Identify and analyze an ethical issue in the subject matter under investigation or in a relevant field
- Identify the multiple ethical interests at stake in a real-world situation or practice
- Articulate what makes a particular course of action ethically defensible
- Assess their own ethical values and the social context of problems
- Identify ethical concerns in research and intellectual contexts, including academic integrity, use and citation of sources, the objective presentation of data, and the treatment of human subjects
- Demonstrate knowledge of ethical values in non-classroom activities, such as service learning, internships, and field work
- Integrate, synthesize, and apply knowledge of ethical dilemmas and resolutions in academic settings, including focused and interdisciplinary research.

UNIT I

Human Values: Morals, Values and Ethics-Integrity-Work Ethic-Service learning – Civic Virtue – Respect for others –Living Peacefully –Caring –Sharing –Honesty –Courage-Cooperation– Commitment – Empathy –Self Confidence Character –Spirituality.

Learning outcomes:

1. Learn about morals, values & work ethics.
2. Learn to respect others and develop civic virtue.
3. Develop commitment
4. Learn how to live peacefully

UNIT II

Engineering Ethics: Senses of 'Engineering Ethics-Variety of moral issued –Types of inquiry – Moral dilemmas –Moral autonomy –Kohlberg's theory-Gilligan's theory-Consensus and controversy –Models of professional roles-Theories about right action-Self-interest -Customs and religion –Uses of Ethical theories –Valuing time –Cooperation –Commitment.

Learning outcomes:

1. Learn about the ethical responsibilities of the engineers.
2. Create awareness about the customs and religions.
3. Learn time management
4. Learn about the different professional roles.



JAWAHARLAL NEHRU TECHNOLOGICAL UNIVERSITY: KAKINADA
KAKINADA – 533 003, Andhra Pradesh, India

DEPARTMENT OF COMPUTER SCIENCE & ENGINEERING

UNIT III

Engineering as Social Experimentation: Engineering As Social Experimentation –Framing the problem –Determining the facts –Codes of Ethics –Clarifying Concepts –Application issues – Common Ground -General Principles –Utilitarian thinking respect for persons.

Learning outcomes:

1. Demonstrate knowledge to become a social experimenter.
2. Provide depth knowledge on framing of the problem and determining the facts.
3. Provide depth knowledge on codes of ethics.
4. Develop utilitarian thinking

UNIT IV

Engineers Responsibility for Safety and Risk: Safety and risk –Assessment of safety and risk – Risk benefit analysis and reducing risk-Safety and the Engineer-Designing for the safety-Intellectual Property rights (IPR).

Learning outcomes:

1. Create awareness about safety, risk & risk benefit analysis.
2. Engineer's design practices for providing safety.
3. Provide knowledge on intellectual property rights.

UNIT V

Global Issues: Globalization –Cross-culture issues-Environmental Ethics –Computer Ethics – Computers as the instrument of Unethical behavior –Computers as the object of Unethical acts – Autonomous Computers-Computer codes of Ethics –Weapons Development -Ethics and Research –Analyzing Ethical Problems in research.

Learning outcomes:

1. Develop knowledge about global issues.
2. Create awareness on computer and environmental ethics
3. Analyze ethical problems in research.
4. Give a picture on weapons development.

Text Books:

- 1) “Engineering Ethics includes Human Values” by M.Govindarajan, S.Natarajan and, V.S.Senthil Kumar-PHI Learning Pvt. Ltd-2009
- 2) “Engineering Ethics” by Harris, Pritchard and Rabins, CENGAGE Learning, India Edition, 2009.
- 3) “Ethics in Engineering” by Mike W. Martin and Roland Schinzinger –Tata McGraw-Hill– 2003.
- 4) “Professional Ethics and Morals” by Prof.A.R.Aryasri, DharamikotaSuyodhana-Maruthi Publications.
- 5) “Professional Ethics and Human Values” by A.Alavudeen, R.Kalil Rahman and M.Jayakumaran-LaxmiPublications.
- 6) “Professional Ethics and Human Values” by Prof.D.R.Kiran-
- 7) “Indian Culture, Values and Professional Ethics” by PSR Murthy-BS Publication.



JAWAHARLAL NEHRU TECHNOLOGICAL UNIVERSITY: KAKINADA
KAKINADA – 533 003, Andhra Pradesh, India

DEPARTMENT OF COMPUTER SCIENCE & ENGINEERING

II Year – II Semester		L	T	P	C
		0	0	2	1
SOCIALLY RELEVANT PROJECT(15HRS)					

Course Objectives:

The aim of Socially Relevant Project is to encourage students

- To express their ideas, to solve real-world problems and to complete projects
- Using human experience to gather ideas from a wide range of problems in society by observation or pooling information
- Using scientific, social-scientific, humanistic, cultural reasoning to analyze global problems

Course Outcomes:

The student learns to

- Use scientific reasoning to gather, evaluate, and interpret ideas
- Analyze and design solutions to solve the ideas
- Use one or more creative tools to complete the projects

The student can choose any one of the given below / any other socially relevant problem and work on it to produce a project document.

1. Water Conservation Related Works
2. Swatch Bharath (Internal External)
3. Helping police
4. Traffic monitoring
5. Teaching Rural Kids (Sarva siksha Abhiyan)
6. Street light monitoring
7. Electricity Conservation
8. Solar panel utilization
9. E- policing & cyber solution
10. Pollution
11. Any social related



JAWAHARLAL NEHRU TECHNOLOGICAL UNIVERSITY: KAKINADA
KAKINADA – 533 003, Andhra Pradesh, India

DEPARTMENT OF COMPUTER SCIENCE & ENGINEERING

III Year – I Semester	L	T	P	C
	3	0	0	3
DATA WAREHOUSING AND DATA MINING				

Course Objectives:

- To understand data warehouse concepts, architecture, business analysis and tools
- To understand data pre-processing and data visualization techniques
- To study algorithms for finding hidden and interesting patterns in data
- To understand and apply various classification and clustering techniques using tools

Course Outcomes:

At the end of the course, the students will be able to:

- Design a Data warehouse system and perform business analysis with OLAP tools
- Apply suitable pre-processing and visualization techniques for data analysis
- Apply frequent pattern and association rule mining techniques for data analysis
- Apply appropriate classification techniques for data analysis
- Apply appropriate clustering techniques for data analysis

UNIT I

Data Warehousing, Business Analysis and On-Line Analytical Processing (OLAP): Basic Concepts, Data Warehousing Components, Building a Data Warehouse, Database Architectures for Parallel Processing, Parallel DBMS Vendors, Multidimensional Data Model, Data Warehouse Schemas for Decision Support, Concept Hierarchies, Characteristics of OLAP Systems, Typical OLAP Operations, OLAP and OLTP.

UNIT II

Data Mining – Introduction: Introduction to Data Mining Systems, Knowledge Discovery Process, Data Mining Techniques, Issues, applications, Data Objects and attribute types, Statistical description of data, Data Preprocessing – Cleaning, Integration, Reduction, Transformation and discretization, Data Visualization, Data similarity and dissimilarity measures.

UNIT III

Data Mining - Frequent Pattern Analysis: Mining Frequent Patterns, Associations and Correlations, Mining Methods, Pattern Evaluation Method, Pattern Mining in Multilevel, Multi-Dimensional Space – Constraint Based Frequent Pattern Mining, Classification using Frequent Patterns

UNIT IV

Classification: Decision Tree Induction, Bayesian Classification, Rule Based Classification, Classification by Back Propagation, Support Vector Machines, Lazy Learners, Model Evaluation and Selection, Techniques to improve Classification Accuracy

UNIT V

Clustering: Clustering Techniques, Cluster analysis, Partitioning Methods, Hierarchical methods, Density Based Methods, Grid Based Methods, Evaluation of clustering, Clustering high dimensional data, Clustering with constraints, Outlier analysis, outlier detection methods.

Text Books:

- 1) Jiawei Han and Micheline Kamber, “Data Mining Concepts and Techniques”, Third Edition, Elsevier, 2012.



JAWAHARLAL NEHRU TECHNOLOGICAL UNIVERSITY: KAKINADA
KAKINADA – 533 003, Andhra Pradesh, India

DEPARTMENT OF COMPUTER SCIENCE & ENGINEERING

- 2) Pang-Ning Tan, Michael Steinbach and Vipin Kumar, Introduction to Data Mining, Pearson, 2016.

Reference Books:

- 1) Alex Berson and Stephen J. Smith, —Data Warehousing, Data Mining & OLAP, Tata McGraw – Hill Edition, 35th Reprint 2016.
- 2) K.P. Soman, Shyam Diwakar and V. Ajay, —Insight into Data Mining Theory and Practice, Eastern Economy Edition, Prentice Hall of India, 2006.
- 3) Ian H. Witten and Eibe Frank, —Data Mining: Practical Machine Learning Tools and Techniques, Elsevier, Second Edition.

e-Resources:

- 1) https://www.saedsayad.com/data_mining_map.htm
- 2) <https://nptel.ac.in/courses/106/105/106105174/>
- 3) (NPTEL course by Prof. Pabitra Mitra) http://onlinecourses.nptel.ac.in/noc17_mg24/preview
- 4) (NPTEL course by Dr. Nandan Sudarshanam & Dr. Balaraman Ravindran) http://www.saedsayad.com/data_mining_map.htm



JAWAHARLAL NEHRU TECHNOLOGICAL UNIVERSITY: KAKINADA
KAKINADA – 533 003, Andhra Pradesh, India

DEPARTMENT OF COMPUTER SCIENCE & ENGINEERING

III Year – I Semester		L	T	P	C
		3	0	0	3
COMPUTER NETWORKS					

Course Objectives:

The main objectives are

- Study the basic taxonomy and terminology of the computer networking and enumerate the layers of OSI model and TCP/IP model
- Study data link layer concepts, design issues, and protocols
- Gain core knowledge of Network layer routing protocols and IP addressing
- Study Session layer design issues, Transport layer services, and protocols
- Acquire knowledge of Application layer and Presentation layer paradigms and protocols

Course Outcomes:

At the end of the course, the students will be able to:

- Illustrate the OSI and TCP/IP reference model
- Analyze MAC layer protocols and LAN technologies
- Design applications using internet protocols
- Implement routing and congestion control algorithms
- Develop application layer protocols

UNIT I

Introduction: History and development of computer networks, Basic Network Architectures: OSI reference model, TCP/IP reference model, and Networks topologies, types of networks (LAN, MAN, WAN, circuit switched, packet switched, message switched, extranet, intranet, Internet, wired, wireless).

UNIT II

Physical layer: Line encoding, block encoding, scrambling, modulation demodulation (both analog and digital), errors in transmission, multiplexing (FDM, TDM, WDM, OFDM, DSSS), Different types of transmission media. Data Link Layer services: framing, error control, flow control, medium access control. Error & Flow control mechanisms: stop and wait, Go back N and selective repeat. MAC protocols: Aloha, slotted aloha, CSMA, CSMA/CD, CSMA/CA, polling, token passing, scheduling.

UNIT III

Local Area Network Technology: Token Ring. Error detection (Parity, CRC), Ethernet, Fast Ethernet, Gigabit Ethernet, Personal Area Network: Bluetooth and Wireless Communications Standard: Wi-Fi (802.11) and Wi-MAX.

UNIT IV

Network layer: Internet Protocol, IPv6, ARP, DHCP, ICMP, Routing algorithms: Distance vector, Link state, Metrics, Inter-domain routing. Sub netting, Super netting, Classless addressing, Network Address Translation.



JAWAHARLAL NEHRU TECHNOLOGICAL UNIVERSITY: KAKINADA
KAKINADA – 533 003, Andhra Pradesh, India

DEPARTMENT OF COMPUTER SCIENCE & ENGINEERING

UNIT V

Transport layer: UDP, TCP. Connection establishment and termination, sliding window, flow and congestion control, timers, retransmission, TCP extensions, Queuing theory, Single and multiple server queuing models, Little's formula. Application Layer. Network Application services and protocols including e-mail, www, DNS, SMTP, IMAP, FTP, TFTP, Telnet, BOOTP, HTTP, IPsec, Firewalls.

Text Books:

- 1) Computer Networks , Andrew S. Tanenbaum, David J. Wetherall, Pearson Education India; 5 edition, 2013
- 2) Data Communication and Networking , Behrouz A. Forouzan, McGraw Hill, 5th Edition, 2012

Reference Books:

- 1) Computer Networks: A Systems Approach, LL Peterson, BS Davie, Morgan-Kauffman , 5th Edition, 2011.
- 2) Computer Networking: A Top-Down Approach JF Kurose, KW Ross, Addison-Wesley, 5th Edition, 2009
- 3) Data and Computer Communications , William Stallings , Pearson , 8th Edition, 2007

e-Resources:

- 1) <https://nptel.ac.in/courses/106/105/106105183/>



JAWAHARLAL NEHRU TECHNOLOGICAL UNIVERSITY: KAKINADA
KAKINADA – 533 003, Andhra Pradesh, India

DEPARTMENT OF COMPUTER SCIENCE & ENGINEERING

III Year – I Semester	L	T	P	C
	3	0	0	3
COMPILER DESIGN				

Course Objectives:

- To study the various phases in the design of a compiler
- To understand the design of top-down and bottom-up parsers
- To understand syntax directed translation schemes
- To introduce LEX and YACC tools
- To learn to develop algorithms to generate code for a target machine

Course Outcomes:

At the end of the course, the students will be able to:

- Design, develop, and implement a compiler for any language
- Use LEX and YACC tools for developing a scanner and a parser
- Design and implement LL and LR parsers
- Design algorithms to perform code optimization in order to improve the performance of a program in terms of space and time complexity
- Apply algorithms to generate machine code

UNIT I

Language Processors, the structure of a compiler, the science of building a compiler, programming language basics.

Lexical Analysis: The Role of the Lexical Analyzer, Input Buffering, Recognition of Tokens, The Lexical-Analyzer Generator Lex, Finite Automata, From Regular Expressions to Automata, Design of a Lexical-Analyzer Generator, Optimization of DFA-Based Pattern Matchers.

UNIT II

Syntax Analysis: Introduction, Context-Free Grammars, Writing a Grammar, Top-Down Parsing, Recursive and Non recursive top down parsers, Bottom-Up Parsing, Introduction to LR Parsing: Simple LR, More Powerful LR Parsers, Using Ambiguous Grammars, Parser Generators.

UNIT III

Syntax-Directed Definitions, Evaluation Orders for SDD's, Applications of Syntax-Directed Translation, Syntax-Directed Translation Schemes, and Implementing L-Attributed SDD's. Intermediate-Code Generation: Variants of Syntax Trees, Three-Address Code, Types and Declarations, Type Checking, Control Flow, Back patching, Switch-Statements, Intermediate Code for Procedures.

UNIT IV

Run-Time Environments: Storage organization, Stack Allocation of Space, Access to Nonlocal Data on the Stack, Heap Management, Introduction to Garbage Collection, Introduction to Trace-Based Collection.

Machine-Independent Optimizations: The Principal Sources of Optimization, Introduction to Data-Flow Analysis, Foundations of Data-Flow Analysis, Constant Propagation, Partial-Redundancy Elimination, Loops in Flow Graphs.

UNIT V

Code Generation: Issues in the Design of a Code Generator, The Target Language, Addresses in the Target Code, Basic Blocks and Flow Graphs, Optimization of Basic Blocks, A Simple Code



JAWAHARLAL NEHRU TECHNOLOGICAL UNIVERSITY: KAKINADA
KAKINADA – 533 003, Andhra Pradesh, India

DEPARTMENT OF COMPUTER SCIENCE & ENGINEERING

Generator.

Machine-dependent Optimizations: Peephole Optimization, Register Allocation and Assignment, Dynamic Programming Code-Generation.

Text Books:

- 1) Compilers: Principles, Techniques and Tools, Second Edition, Alfred V. Aho, Monica S. Lam, Ravi Sethi, Jeffrey D. Ullman, Pearson.
- 2) Compiler Construction-Principles and Practice, Kenneth C Louden, Cengage Learning.

Reference Books:

- 1) Modern compiler implementation in C, Andrew W Appel, Revised edition, Cambridge University Press.
- 2) The Theory and Practice of Compiler writing, J. P. Tremblay and P. G. Sorenson, TMH
- 3) Writing compilers and interpreters, R. Mak, 3rd edition, Wiley student edition.

e-Resources:

- 1) <https://nptel.ac.in/courses/106/104/106104123/>



JAWAHARLAL NEHRU TECHNOLOGICAL UNIVERSITY: KAKINADA
KAKINADA – 533 003, Andhra Pradesh, India

DEPARTMENT OF COMPUTER SCIENCE & ENGINEERING

III Year – I Semester	L	T	P	C
	3	0	0	3
ARTIFICIAL INTELLIGENCE				

Course Objectives:

- To have a basic proficiency in a traditional AI language including an ability to write simple to intermediate programs and an ability to understand code written in that language
- To have an understanding of the basic issues of knowledge representation and blind and heuristic search, as well as an understanding of other topics such as minimax, resolution, etc. that play an important role in AI programs
- To have a basic understanding of some of the more advanced topics of AI such as learning, natural language processing, agents and robotics, expert systems, and planning

Course Outcomes:

- Outline problems that are amenable to solution by AI methods, and which AI methods may be suited to solving a given problem
- Apply the language/framework of different AI methods for a given problem
- Implement basic AI algorithms- standard search algorithms or dynamic programming
- Design and carry out an empirical evaluation of different algorithms on problem formalization, and state the conclusions that the evaluation supports

UNIT I

Introduction, history, intelligent systems, foundations of AI, applications, tic-tac-toe game playing, development of AI languages, current trends.

UNIT II

Problem solving: state-space search and control strategies: Introduction, general problem solving, characteristics of problem, exhaustive searches, heuristic search techniques, iterative deepening A*, constraint satisfaction.

Problem reduction and game playing: Introduction, problem reduction, game playing, alpha beta pruning, two-player perfect information games.

UNIT III

Logic concepts: Introduction, propositional calculus, propositional logic, natural deduction system, axiomatic system, semantic tableau system in propositional logic, resolution refutation in propositional logic, predicate logic.

UNIT IV

Knowledge representation: Introduction, approaches to knowledge representation, knowledge representation using semantic network, extended semantic networks for KR, knowledge representation using frames.

Advanced knowledge representation techniques: Introduction, conceptual dependency theory, script structure, CYC theory, case grammars, semantic web

UNIT V

Expert system and applications: Introduction phases in building expert systems, expert system versus traditional systems

Uncertainty measure: probability theory: Introduction, probability theory, Bayesian belief networks, certainty factor theory, Dempster-Shafer theory

Fuzzy sets and fuzzy logic: Introduction, fuzzy sets, fuzzy set operations, types of membership



JAWAHARLAL NEHRU TECHNOLOGICAL UNIVERSITY: KAKINADA
KAKINADA – 533 003, Andhra Pradesh, India

DEPARTMENT OF COMPUTER SCIENCE & ENGINEERING

functions, multi valued logic, fuzzy logic, linguistic variables and hedges, fuzzy propositions, inference rules for fuzzy propositions, fuzzy systems.

Text Books:

- 1) Artificial Intelligence- Saroj Kaushik, CENGAGE Learning
- 2) Artificial intelligence, A modern Approach , 2nded, Stuart Russel, Peter Norvig, PEA

Reference Books:

- 1) Artificial Intelligence- Deepak Khemani, TMH, 2013
- 2) Introduction to Artificial Intelligence, Patterson, PHI
- 3) Atificial intelligence, structures and Strategies for Complex problem solving, -George F Lugar, 5thed, PEA

e-Resources:

- 1) <https://nptel.ac.in/courses/106/105/106105077/>
- 2) <http://aima.cs.berkeley.edu/>



JAWAHARLAL NEHRU TECHNOLOGICAL UNIVERSITY: KAKINADA
KAKINADA – 533 003, Andhra Pradesh, India

DEPARTMENT OF COMPUTER SCIENCE & ENGINEERING

III Year – I Semester		L	T	P	C
		3	0	0	3
COMPUTER GRAPHICS					

Course Objectives:

- To develop, design and implement two and three dimensional graphical structures
- To enable students to acquire knowledge Multimedia compression and animations
- To learn Creation, Management and Transmission of Multimedia objects

Course Outcomes:

After learning the course, the student will be able:

- Illustrate the basics of computer graphics, different graphics systems and applications of computer graphics with various algorithms for line, circle and ellipse drawing objects for 2D transformations
- Apply projections and visible surface detection techniques for display of 3D scene on 2D screen
- Illustrate able to create the general software architecture of programs that use 3D object sets with computer graphics

UNIT I

Introduction to Graphics: Application areas of Computer Graphics, overview of graphics systems, video-display devices, graphics monitors and work stations and input devices. 2D Primitives: Output primitives-Line, Circle and Ellipse drawing algorithms, Attributes of output primitives, Two dimensional Geometric transformations, Two dimensional viewing Line, Polygon, Curve and Text clipping algorithms.

UNIT II

3D Concepts: Parallel and Perspective projections, Three dimensional object representation- Polygons, Curved lines, Splines, Quadric Surfaces, Visualization of data sets, 3D transformations, Viewing, Visible surface identification.

UNIT III

Graphics Programming: Color Models- RGB, YIQ, CMY, HSV, Animations -General Computer Animation, Raster, Keyframe. Graphics programming using OpenGL-Basic graphics primitives, Drawing three dimensional objects, Drawing three dimensional scenes.

UNIT IV

Rendering: Introduction to shading models, Flat and Smooth shading, Adding texture to faces, Adding shadows of objects, Building a camera in a program, Creating shaded objects

UNIT V

Overview of Ray Tracing: Intersecting rays with other primitives, Adding Surface texture, Reflections and Transparency, Boolean operations on Objects.

Text Books:

- 1) Donald Hearn, Pauline Baker, Computer Graphics – C Version, second edition, Pearson Education, 2004.



JAWAHARLAL NEHRU TECHNOLOGICAL UNIVERSITY: KAKINADA
KAKINADA – 533 003, Andhra Pradesh, India

DEPARTMENT OF COMPUTER SCIENCE & ENGINEERING

- 2) Schaum's Outline of Computer Graphics Second Edition, Zhiqiang Xiang, Roy A. Plastock.

Reference Books:

- 1) James D. Foley, Andries Van Dam, Steven K. Feiner, John F. Hughes, Computer Graphics- Principles and practice, Second Edition in C, Pearson Education, 2007.
- 2) F.S. Hill, Computer Graphics using OPENGL, Second edition, Pearson Education, 2003.

e-Resources:

- 1) <http://math.hws.edu/eck/cs424/downloads/graphicsbook-linked.pdf>
- 2) <https://nptel.ac.in/courses/106/106/106106090/>



JAWAHARLAL NEHRU TECHNOLOGICAL UNIVERSITY: KAKINADA
KAKINADA – 533 003, Andhra Pradesh, India

DEPARTMENT OF COMPUTER SCIENCE & ENGINEERING

III Year – I Semester	L	T	P	C
	3	0	0	3
PRINCIPLES OF PROGRAMMING LANGUAGES				

Course Objectives:

- To understand and describe syntax and semantics of programming languages
- To understand data, data types, and basic statements
- To understand call-return architecture and ways of implementing them
- To understand object-orientation, concurrency, and event handling in programming languages
- To develop programs in non-procedural programming paradigms

Course Outcomes:

- Describe the syntax and semantics of programming languages and gain practical knowledge in lexical analysis and parsing phases of a compiler
- Make use of different constructs in programming languages with merits and demerits
- Design and implement sub programs in various programming languages
- Developing the knowledge on different programming language features like object-orientation, concurrency, exception handling and event handling
- Analyzing functional paradigm and ability to write small programs using Scheme and ML and Develop programs logic paradigm and ability to write small programs using Prolog

UNIT I

Syntax and semantics: Evolution of programming languages, describing syntax, context, free grammars, attribute grammars, describing semantics, lexical analysis, parsing, recursive - decent bottom - up parsing.

UNIT II

Data, data types, and basic statements: Names, variables, binding, type checking, scope, scope rules, lifetime and garbage collection, primitive data types, strings, array types, associative arrays, record types, union types, pointers and references, Arithmetic expressions, overloaded operators, type conversions, relational and Boolean expressions, assignment statements, mixed mode assignments, control structures – selection, iterations, branching, guarded Statements.

UNIT III

Subprograms and implementations: Subprograms, design issues, local referencing, parameter passing, overloaded methods, generic methods, design issues for functions, semantics of call and return, implementing simple subprograms, stack and dynamic local variables, nested subprograms, blocks, dynamic scoping.

UNIT IV

Object- orientation, concurrency, and event handling: Object – orientation, design issues for OOP languages, implementation of object, oriented constructs, concurrency, semaphores, Monitors, message passing, threads, statement level concurrency, exception handling, event handling.



JAWAHARLAL NEHRU TECHNOLOGICAL UNIVERSITY: KAKINADA
KAKINADA – 533 003, Andhra Pradesh, India

DEPARTMENT OF COMPUTER SCIENCE & ENGINEERING

UNIT V

Functional programming languages: Introduction to lambda calculus, fundamentals of functional programming languages, Programming with Scheme, Programming with ML
Logic programming languages: Introduction to logic and logic programming, Programming with Prolog, multi - paradigm languages.

Text Books:

- 1) Robert W. Sebesta, “Concepts of Programming Languages”, Tenth Edition, Addison Wesley, 2012.
- 2) Programming Languages, Principles & Paradigms, 2ed, Allen B Tucker, Robert E Noonan, TMH.

Reference Books:

- 1) R. Kent Dybvig, “The Scheme programming language”, Fourth Edition, MIT Press, 2009.
- 2) Jeffrey D. Ullman, “Elements of ML programming”, Second Edition, Prentice Hall, 1998.
- 3) Richard A. O’Keefe, “The craft of Prolog”, MIT Press, 2009.
- 4) W. F. Clocksin and C. S. Mellish, “Programming in Prolog: Using the ISO Standard”, Fifth Edition, Springer, 2003.



JAWAHARLAL NEHRU TECHNOLOGICAL UNIVERSITY: KAKINADA
KAKINADA – 533 003, Andhra Pradesh, India

DEPARTMENT OF COMPUTER SCIENCE & ENGINEERING

III Year – I Semester		L	T	P	C
		3	0	0	3
ADVANCED DATA STRUCTURES					

Course Objectives:

- Describe and implement a variety of advanced data structures (hash tables, priority queues, balanced search trees, graphs)
- Analyze the space and time complexity of the algorithms studied in the course
- Identify different solutions for a given problem; analyze advantages and disadvantages to different solutions
- Demonstrate an understanding of Amortization
- Demonstrate an understanding of various search trees

Course Outcomes:

Upon completion of the course, graduates will be able to

- Illustrate several sub-quadratic sorting algorithms.
- Demonstrate recursive methods
- Apply advanced data structures such as balanced search trees, hash tables, priority queues and the disjoint set union/find data structure

UNIT I

Sorting: Medians and order statistics, External Sorting, Introduction, K-way Merging, Buffer Handling for parallel Operation, Run Generation, Optimal Merging of Runs.

Hashing: Introduction, Static Hashing, Hash Table, Hash Functions, Secure Hash Function, Overflow Handling, Theoretical Evaluation of Overflow Techniques, Dynamic Hashing- Motivation for Dynamic Hashing, Dynamic Hashing Using Directories, Directory less Dynamic Hashing, Alternate hash functions (mid-square, folding, digit analysis), Double Hashing

UNIT II

Priority Queues and Advance Heaps: Double Ended Priority queues, Leftist Trees: Height Biased, Weight Biased. Binomial Heaps: Cost Amortization, Definition of Binomial Heaps, Insertion, Melding two Binomial Heaps, deletion of min element. Fibonacci Heaps: Definition, Deletion from an F-heap, Decrease key, Cascading Cut.

UNIT III

Advanced and Efficient Binary Search Trees: Optimal Binary Search Trees, AVL Trees- rotations, insertion, deletion operations, Red-Black Trees, Definition, Representation of a Red-Black Tree, Searching a Red-Black Tree, Inserting into a Red Black Tree, Deletion from a Red-Black Tree, Joining Red-Black Trees, Splitting a Red-Black tree.

UNIT IV

Multi-way Search Trees: M-Way Search Trees, Definition and Properties, Searching an M-Way Search Tree, B-Trees, Definition and Properties, Number of Elements in a B-tree, Insertion into B-Tree, Deletion from a B-Tree, B+-Tree Definition, Searching a B+-Tree, Insertion into B+-tree, Deletion from a B+-Tree.

UNIT V

Digital Search Structures: Digital Search Trees: Definition, Search, Insert and Delete. Binary Tries, Compressed Binary Tries. Multi-way Tries: Definition, searching a Trie, sampling



JAWAHARLAL NEHRU TECHNOLOGICAL UNIVERSITY: KAKINADA
KAKINADA – 533 003, Andhra Pradesh, India

DEPARTMENT OF COMPUTER SCIENCE & ENGINEERING

strategies, Insertion, Deletion, Height of a Trie. Prefix Search and applications. Suffix Trees.

Text Books:

- 1) Fundamentals of DATA STRUCTURES in C: 2nd ed, , Horowitz , Sahani, Anderson-freed, Universities Press
- 2) Data Structures, a Pseudo code Approach, Richard F Gilberg, Behrouz A Forouzan, Cengage.

Reference Books:

- 1) Data structures and Algorithm Analysis in C, 2nd edition, Mark Allen Weiss, Pearson
- 2) “Introduction to Algorithms”, T. Cormen, R.Rivest, C. Stein, C. Leiserson, PHI publication, Second Edition, 2004, ISBN 81-203-2141-3.

e-Resources:

- 1) Web : <http://lcm.csa.iisc.ernet.in/dsa/dsa.html>
- 2) http://utubersity.com/?page_id=878
- 3) <http://freevidelectures.com/Course/2519/C-Programming-and-Data-Structures>
- 4) <http://freevidelectures.com/Course/2279/Data-Structures-And-Algorithms>



JAWAHARLAL NEHRU TECHNOLOGICAL UNIVERSITY: KAKINADA
KAKINADA – 533 003, Andhra Pradesh, India

DEPARTMENT OF COMPUTER SCIENCE & ENGINEERING

III Year – I Semester		L	T	P	C
		3	0	0	3
SOFTWARE TESTING METHODOLOGIES					

Course Objectives:

- To study fundamental concepts in software testing and discuss various software testing issues and solutions in software unit, integration, regression and system testing
- To learn how to plan a test project, design test cases and data, conduct testing, manage software problems and defects, generate a test report
- To expose the advanced software testing concepts such as object-oriented software testing methods, web-based and component-based software testing
- To understand software test automation problems and solutions
- To learn how to write software test documents and communicate with engineers in various forms

Course Outcomes:

By the end of the course, the student should have the ability to:

- Identify and understand various software testing problems, apply software testing knowledge and engineering methods and solve these problems by designing and selecting software test models, criteria, strategies, and methods
- Design and conduct a software test process for a software project
- Analyze the needs of software test automation
- Use various communication methods and skills to communicate with their teammates to conduct their practice-oriented software testing projects
- Basic understanding and knowledge of contemporary issues in software testing, such as component-based, web based and object oriented software testing problems
- Write test cases for given software to test it before delivery to the customer and write test scripts for both desktop and web based applications

UNIT I

Software Testing: Introduction, Evolution, Myths & Facts, Goals, Psychology, definition, Model for testing, Effective Vs Exhaustive Software Testing.

Software Testing Terminology and Methodology: Software Testing Terminology, Software Testing Life Cycle, Software Testing Methodology.

Verification and Validation: Verification & Validation Activities, Verification, Verification of Requirements, High level and low level designs, verifying code, Validation.

UNIT II

Dynamic Testing-Black Box testing techniques: Boundary Value Analysis, Equivalence class Testing, State Table based testing, Decision table based testing, Cause-Effect Graphing based testing, Error guessing.

White-Box Testing: need, Logic Coverage criteria, Basis Path testing, Graph matrices, Loop testing, data flow testing, mutation testing.

UNIT III

Static Testing: Inspections, Structured Walkthroughs, Technical Reviews.

Validation activities: Unit testing, Integration Testing, Function testing, system testing, acceptance testing.

Regression testing: Progressives Vs regressive testing, Regression test ability, Objectives of regression testing, Regression testing types, Regression testing techniques.



JAWAHARLAL NEHRU TECHNOLOGICAL UNIVERSITY: KAKINADA
KAKINADA – 533 003, Andhra Pradesh, India

DEPARTMENT OF COMPUTER SCIENCE & ENGINEERING

UNIT IV

Efficient Test Suite Management: growing nature of test suite, Minimizing the test suite and its benefits, test suite prioritization, Types of test case prioritization, prioritization techniques, measuring the effectiveness of a prioritized test suite
Software Quality Management: Software Quality metrics, SQA models.
Debugging: process, techniques, correcting bugs.

UNIT V

Automation and Testing Tools: need for automation, categorization of testing tools, selection of testing tools, Cost incurred, Guidelines for automated testing, overview of some commercial testing tools such as Win Runner, Load Runner, Jmeter and JUnit . Test Automation using Selenium tool.

Testing Object Oriented Software: basics, Object oriented testing
Testing Web based Systems: Challenges in testing for web based software, quality aspects, web engineering, testing of web based systems, Testing mobile systems.

Text Books:

- 1) Software Testing, Principles and Practices, Naresh Chauhan, Oxford
- 2) Software Testing, Yogesh Singh, CAMBRIDGE

Reference Books:

- 1) Foundations of Software testing, Aditya P Mathur, 2ed, Pearson
- 2) Software testing techniques – Baris Beizer, Dreamtech, second edition.
- 3) Software Testing, Principles, techniques and Tools, M G Limaye, TMH
- 4) Effective Methods for Software testing, Willian E Perry, 3ed, Wiley

e-Resources:

- 1) https://www.tutorialspoint.com/software_testing_dictionary/test_tools.htm



JAWAHARLAL NEHRU TECHNOLOGICAL UNIVERSITY: KAKINADA
KAKINADA – 533 003, Andhra Pradesh, India

DEPARTMENT OF COMPUTER SCIENCE & ENGINEERING

UNIT V

Large and Fast: Exploiting Memory Hierarchy: Introduction, Memory Technologies, The Basics of Caches, Measuring and Improving Cache Performance, Dependable Memory Hierarchy, Virtual Machines, Virtual Memory, A Common Framework for Memory Hierarchy, Using a Finite-State Machine to Control a Simple Cache, Parallelism and Memory Hierarchies: Cache Coherence, Parallelism and Memory Hierarchy: Redundant Arrays of Inexpensive Disks, Advanced Material: Implementing Cache Controllers, The ARM Cortex-A8 and Intel Core i7 Memory Hierarchies.

Text Books:

- 1) Computer Organization and Design: The hardware and Software Interface, David A Patterson, John L Hennessy, 5th edition, MK.
- 2) Computer Architecture and Parallel Processing – Kai Hwang, Faye A.Brigs, Mc Graw Hill.

Reference Books:

- 1) Modern Processor Design: Fundamentals of Super Scalar Processors, John P. Shen and Miikko H. Lipasti, Mc Graw Hill.
- 2) Advanced Computer Architecture – A Design Space Approach – Dezso Sima, Terence Fountain, Peter Kacsuk , Pearson.

e-Resources:

- 1) <https://nptel.ac.in/courses/106/105/106105163/>



JAWAHARLAL NEHRU TECHNOLOGICAL UNIVERSITY: KAKINADA
KAKINADA – 533 003, Andhra Pradesh, India

DEPARTMENT OF COMPUTER SCIENCE & ENGINEERING

III Year – I Semester		L	T	P	C
		0	0	2	1
COMPUTER NETWORKS LAB					

Course Objectives:

- Understand and apply different network commands
- Analyze different networking functions and features for implementing optimal solutions
Apply different networking concepts for implementing network solution
- Implement different network protocols

Course Outcomes:

- Apply the basics of Physical layer in real time applications
- Apply data link layer concepts, design issues, and protocols
- Apply Network layer routing protocols and IP addressing
- Implement the functions of Application layer and Presentation layer paradigms and Protocols

Experiments:

- 1) Implement the data link layer framing methods such as character stuffing and bit stuffing.
- 2) Write a C program to develop a DNS client server to resolve the given hostname.
- 3) Implement on a data set of characters the three CRC polynomials – CRC-12, CRC-16 and CRC-CCIP.
- 4) Implement Dijkstra's algorithm to compute the Shortest path in a graph.
- 5) Take an example subnet graph with weights indicating delay between nodes. Now obtain Routing table art each node using distance vector routing algorithm
- 6) Take an example subnet of hosts. Obtain broadcast tree for it.
- 7) Write a client-server application for chat using UDP
- 8) Implement programs using raw sockets (like packet capturing and filtering)
- 9) Write a C program to perform sliding window protocol.
- 10) Get the MAC or Physical address of the system using Address Resolution Protocol.
- 11) Simulate the Implementing Routing Protocols using border gateway protocol(BGP)
- 12) Simulate the OPEN SHORTEST PATH FIRST routing protocol based on the cost assigned to the path.



JAWAHARLAL NEHRU TECHNOLOGICAL UNIVERSITY: KAKINADA
KAKINADA – 533 003, Andhra Pradesh, India

DEPARTMENT OF COMPUTER SCIENCE & ENGINEERING

III Year – I Semester		L	T	P	C
		0	0	3	1.5
AI TOOLS & TECHNIQUES LAB					

Course Objectives:

- Study the concepts of Artificial Intelligence
- Learn the methods of solving problems using Artificial Intelligence
- Introduce the concepts of machine learning

Course Outcomes:

At the end of the course, the students will be able to:

- Identify problems that are amenable to solution by AI methods
- Identify appropriate AI methods to solve a given problem
- Use language/framework of different AI methods for solving problems
- Implement basic AI algorithms
- Design and carry out an empirical evaluation of different algorithms on problem formalization, and state the conclusions that the evaluation supports

Experiments:

- 1) Study of Prolog.
- 2) Write simple fact for the statements using PROLOG.
- 3) Write predicates One converts centigrade temperatures to Fahrenheit, the other checks if a temperature is below freezing
- 4) Write a program to solve the Monkey Banana problem.
- 5) Write a program in turbo prolog for medical diagnosis and show the advantage and disadvantage of green and red cuts
- 6) Write a program to implement factorial, Fibonacci of a given number
- 7) Write a program to solve 4-Queen and 8-puzzle problem.
- 8) Write a program to solve traveling salesman problem.
- 9) Write a program to solve water jug problem using LISP
- 10) Implementation of A* Algorithm using LISP /PROLOG
- 11) Implementation of Hill Climbing Algorithm using LISP /PROLOG
- 12) Implementation of DFS and BFS for water jug problem using LISP /PROLOG
- 13) Implementation of Towers of Hanoi Problem using LISP /PROLOG



JAWAHARLAL NEHRU TECHNOLOGICAL UNIVERSITY: KAKINADA
KAKINADA – 533 003, Andhra Pradesh, India

DEPARTMENT OF COMPUTER SCIENCE & ENGINEERING

III Year – I Semester		L	T	P	C
		0	0	3	1.5
DATA MINING LAB					

Course Objectives:

- To understand the mathematical basics quickly and covers each and every condition of data mining in order to prepare for real-world problems
- The various classes of algorithms will be covered to give a foundation to further apply knowledge to dive deeper into the different flavors of algorithms
- Students should aware of packages and libraries of R and also familiar with functions used in R for visualization
- To enable students to use R to conduct analytics on large real life datasets
- To familiarize students with how various statistics like mean median etc and data can be collected for data exploration in R

Course Outcomes: At the end of the course, student will be able to

- Extend the functionality of R by using add-on packages
- Examine data from files and other sources and perform various data manipulation tasks on them
- Code statistical functions in R
- Use R Graphics and Tables to visualize results of various statistical operations on data
- Apply the knowledge of R gained to data Analytics for real life applications

List of Experiments:

- 1) Implement all basic R commands.
- 2) Interact data through .csv files (Import from and export to .csv files).
- 3) Get and Clean data using swirl exercises. (Use 'swirl' package, library and install that topic from swirl).
- 4) Visualize all Statistical measures (Mean, Mode, Median, Range, Inter Quartile Range etc., using Histograms, Boxplots and Scatter Plots).
- 5) Create a data frame with the following structure.

EMP ID	EMP NAME	SALARY	START DATE
1	Satish	5000	01-11-2013
2	Vani	7500	05-06-2011
3	Ramesh	10000	21-09-1999
4	Praveen	9500	13-09-2005
5	Pallavi	4500	23-10-2000

- a. Extract two column names using column name.
 - b. Extract the first two rows and then all columns.
 - c. Extract 3rd and 5th row with 2nd and 4th column.
- 6) Write R Program using 'apply' group of functions to create and apply normalization function on each of the numeric variables/columns of iris dataset to transform them into
 - i. 0 to 1 range with min-max normalization.
 - ii. a value around 0 with z-score normalization.



JAWAHARLAL NEHRU TECHNOLOGICAL UNIVERSITY: KAKINADA
KAKINADA – 533 003, Andhra Pradesh, India

DEPARTMENT OF COMPUTER SCIENCE & ENGINEERING

- 7) Create a data frame with 10 observations and 3 variables and add new rows and columns to it using 'rbind' and 'cbind' function.
- 8) Write R program to implement linear and multiple regression on 'mtcars' dataset to estimate the value of 'mpg' variable, with best R^2 and plot the original values in 'green' and predicted values in 'red'.
- 9) Implement k-means clustering using R.
- 10) Implement k-medoids clustering using R.
- 11) implement density based clustering on iris dataset.
- 12) implement decision trees using 'readingSkills' dataset.
- 13) Implement decision trees using 'iris' dataset using package party and 'rpart'.
- 14) Use a Corpus() function to create a data corpus then Build a term Matrix and Reveal word frequencies.

Text Books:

- 1) R and Data Mining: Examples and Case Studies, 1st ed, Yanchang Zhao, Springer, 2012.
- 2) R for Everyone, Advanced Analytics and Graphics, 2nd ed, Jared Lander, Pearson, 2018.

e-Resources:

- 1) www.r-tutor.com



JAWAHARLAL NEHRU TECHNOLOGICAL UNIVERSITY: KAKINADA
KAKINADA – 533 003, Andhra Pradesh, India

DEPARTMENT OF COMPUTER SCIENCE & ENGINEERING

III Year – I Semester		L	T	P	C
		2	0	0	0
EMPLOYABILITY SKILLS -II					

Course Objectives:

The main of this course is

- To learn how to make effective presentations and impressive interviews
- To learn skills for discussing and resolving problems on the work site
- To assess and improve personal grooming
- To promote safety awareness including rules and procedures on the work site
- To develop and practice self management skills for the work site

Course Outcomes:

By the end of this course, the student

- Recite the corporate etiquette.
- Make presentations effectively with appropriate body language
- Be composed with positive attitude
- Apply their core competencies to succeed in professional and personal life

A list of vital employability skills from the standpoint of engineering students with discussion how to potentially develop such skills through campus life.

- 1) Interview Skills: Interviewer and Interviewee – in-depth perspectives. Before, During and After the Interview. Tips for Success.
- 2) Presentation Skills: Types, Content, Audience Analysis, Essential Tips – Before, During and After, Overcoming Nervousness.
- 3) Etiquette and Manners – Social and Business.
- 4) Time Management – Concept, Essentials, Tips.
- 5) Personality Development – Meaning, Nature, Features, Stages, Models; Learning Skills; Adaptability Skills.
- 6) Decision-Making and Problem-Solving Skills: Meaning, Types and Models, Group and Ethical Decision-Making, Problems and Dilemmas in application of these skills.
- 7) Conflict Management: Conflict - Definition, Nature, Types and Causes; Methods of Conflict Resolution.
- 8) Stress Management: Stress - Definition, Nature, Types, Symptoms and Causes; Stress Analysis Models and Impact of Stress; Measurement and Management of Stress
- 9) Leadership and Assertiveness Skills: A Good Leader; Leaders and Managers; Leadership Theories; Types of Leaders; Leadership Behaviour; Assertiveness Skills.
- 10) Emotional Intelligence: Meaning, History, Features, Components, Intrapersonal and Management Excellence; Strategies to enhance Emotional Intelligence.

Reference Books:

- 1) Barun K. Mitra, Personality Development and Soft Skills, Oxford University Press, 2011.
- 2) S.P. Dhanavel, English and Soft Skills, Orient Blackswan, 2010.
- 3) R.S. Aggarwal, A Modern Approach to Verbal & Non-Verbal Reasoning, S.Chand & Company Ltd., 2018.
- 4) Raman, Meenakshi & Sharma, Sangeeta, Technical Communication Principles and Practice, Oxford University Press, 2011.



JAWAHARLAL NEHRU TECHNOLOGICAL UNIVERSITY: KAKINADA
KAKINADA – 533 003, Andhra Pradesh, India

DEPARTMENT OF COMPUTER SCIENCE & ENGINEERING

- 5) Managing Soft Skills for Personality Development – edited by B.N.Ghosh, McGraw Hill India, 2012.
- 6) English and Soft Skills – S.P.Dhanavel, Orient Blackswan India, 2010.



JAWAHARLAL NEHRU TECHNOLOGICAL UNIVERSITY: KAKINADA
KAKINADA – 533 003, Andhra Pradesh, India

DEPARTMENT OF COMPUTER SCIENCE & ENGINEERING

III Year – II Semester		L	T	P	C
		3	0	0	3
WEB TECHNOLOGIES					

Course Objectives:

From the course the student will learn

- Translate user requirements into the overall architecture and implementation of new systems and Manage Project and coordinate with the Client
- Write backend code in PHP language and Writing optimized front end code HTML and JavaScript
- Understand, create and debug database related queries and Create test code to validate the applications against client requirement
- Monitor the performance of web applications & infrastructure and Troubleshooting web application with a fast and accurate a resolution

Course Outcomes:

- Illustrate the basic concepts of HTML and CSS & apply those concepts to design static web pages
- Identify and understand various concepts related to dynamic web pages and validate them using JavaScript
- Outline the concepts of Extensible markup language & AJAX
- Develop web Applications using Scripting Languages & Frameworks
- Create and deploy secure, usable database driven web applications using PHP and RUBY

UNIT I

HTML: Basic Syntax, Standard HTML Document Structure, Basic Text Markup, Html styles, Elements, Attributes, Heading, Layouts, Html media, Iframes Images, Hypertext Links, Lists, Tables, Forms, GET and POST method, HTML 5, Dynamic HTML.

CSS: Cascading style sheets, Levels of Style Sheets, Style Specification Formats, Selector Forms, The Box Model, Conflict Resolution, CSS3.

UNIT II

Javascript - Introduction to Javascript, Objects, Primitives Operations and Expressions, Control Statements, Arrays, Functions, Constructors, Pattern Matching using Regular Expressions, Fundamentals of Angular JS and NODE JS Angular Java Script- Introduction to Angular JS Expressions: ARRAY, Objects, Strings, Angular JS Form Validation & Form Submission.

Node.js- Introduction, Advantages, Node.js Process Model, Node JS Modules, Node JS File system, Node JS URL module, Node JS Events.

UNIT III

Working with XML: Document type Definition (DTD), XML schemas, XSLT, Document object model, Parsers - DOM and SAX.

AJAX A New Approach: Introduction to AJAX, Basics of AJAX, XML Http Request Object, AJAX UI tags, Integrating PHP and AJAX.

UNIT IV

PHP Programming: Introduction to PHP, Creating PHP script, Running PHP script. Working with variables and constants: Using variables, Using constants, Data types, Operators. Controlling program flow: Conditional statements, Control statements, Arrays, functions.



JAWAHARLAL NEHRU TECHNOLOGICAL UNIVERSITY: KAKINADA
KAKINADA – 533 003, Andhra Pradesh, India

DEPARTMENT OF COMPUTER SCIENCE & ENGINEERING

UNIT V

Web Servers- IIS (XAMPP, LAMP) and Tomcat Servers. Java Web Technologies-Introduction to Servlet, Life cycle of Servlet, Servlet methods, Java Server Pages.

Database connectivity – Servlets, JSP, PHP, Practice of SQL Queries.

Introduction to Mongo DB and JQuery.

Web development frameworks – Introduction to Ruby, Ruby Scripting, Ruby on rails –Design, Implementation and Maintenance aspects.

Text Books:

- 1) Programming the World Wide Web, 7th Edition, Robert W Sebesta, Pearson, 2013.
- 2) Web Technologies, 1st Edition 7th impression, Uttam K Roy, Oxford, 2012.
- 3) Pro Mean Stack Development, 1st Edition, Elad Elrom, Apress O'Reilly, 2016
- 4) Java Script & jQuery the missing manual, 2nd Edition, David sawyer mcfarland, O'Reilly, 2011.
- 5) Web Hosting for Dummies, 1st Edition, Peter Pollock, John Wiley & Sons, 2013.
- 6) RESTful web services, 1st Edition, Leonard Richardson, Ruby, O'Reilly, 2007.

Reference Books:

- 1) Ruby on Rails Up and Running, Lightning fast Web development, 1st Edition, Bruce Tate, Curt Hibbs, Oreilly, 2006.
- 2) Programming Perl, 4th Edition, Tom Christiansen, Jonathan Orwant, O'Reilly, 2012.
- 3) Web Technologies, HTML, JavaScript, PHP, Java, JSP, XML and AJAX, Black book, 1st Edition, Dream Tech, 2009.
- 4) An Introduction to Web Design, Programming, 1st Edition, Paul S Wang, Sanda S Katila, Cengage Learning, 2003.



JAWAHARLAL NEHRU TECHNOLOGICAL UNIVERSITY: KAKINADA
KAKINADA – 533 003, Andhra Pradesh, India

DEPARTMENT OF COMPUTER SCIENCE & ENGINEERING

III Year – II Semester	L	T	P	C
	3	0	0	3
DISTRIBUTED SYSTEMS				

Course Objectives:

- To understand the foundations of distributed systems.
- To learn issues related to clock Synchronization and the need for global state in distributed systems
- To learn distributed mutual exclusion and deadlock detection algorithms
- To understand the significance of agreement, fault tolerance and recovery protocols in Distributed Systems
- To learn the characteristics of peer-to-peer and distributed shared memory systems

Course Outcomes:

At the end of the course, the students will be able to:

- Elucidate the foundations and issues of distributed systems
- Illustrate the various synchronization issues and global state for distributed systems
- Illustrate the Mutual Exclusion and Deadlock detection algorithms in distributed systems
- Describe the agreement protocols and fault tolerance mechanisms in distributed systems
- Describe the features of peer-to-peer and distributed shared memory systems

UNIT I

Distributed Systems: Definition, Relation to computer system components, Motivation, Relation to parallel systems, Message-passing systems versus shared memory systems, Primitives for distributed communication, Synchronous versus asynchronous executions, Design issues and challenges.

A model of distributed computations: A distributed program, A model of distributed executions, Models of communication networks, Global state, Cuts, Past and future cones of an event, Models of process communications.

Logical Time: A framework for a system of logical clocks, Scalar time, Vector time, Physical clock synchronization: NTP.

UNIT II

Message Ordering & Snapshots: Message ordering and group communication: Message ordering paradigms, Asynchronous execution with synchronous communication, Synchronous program order on an asynchronous system, Group communication, Causal order (CO), Total order. Global state and snapshot recording algorithms: Introduction, System model and definitions, Snapshot algorithms for FIFO channels.

UNIT III

Distributed Mutex & Deadlock: Distributed mutual exclusion algorithms: Introduction – Preliminaries – Lamport's algorithm – Ricart-Agrawala algorithm – Maekawa's algorithm – Suzuki-Kasami's broadcast algorithm. Deadlock detection in distributed systems: Introduction – System model – Preliminaries – Models of deadlocks – Knapp's classification – Algorithms for the single resource model, the AND model and the OR model.

UNIT IV

Recovery & Consensus: Check pointing and rollback recovery: Introduction – Background and definitions – Issues in failure recovery – Checkpoint-based recovery – Log-based rollback



JAWAHARLAL NEHRU TECHNOLOGICAL UNIVERSITY: KAKINADA
KAKINADA – 533 003, Andhra Pradesh, India

DEPARTMENT OF COMPUTER SCIENCE & ENGINEERING

recovery – Coordinated check pointing algorithm – Algorithm for asynchronous check pointing and recovery. Consensus and agreement algorithms: Problem definition – Overview of results – Agreement in a failure – free system – Agreement in synchronous systems with failures.

UNIT V

Peer-to-peer computing and overlay graphs: Introduction – Data indexing and overlays – Chord – Content addressable networks – Tapestry.

Distributed shared memory: Abstraction and advantages – Memory consistency models – Shared memory Mutual Exclusion.

Text Books:

- 1) Distributed Systems Concepts and Design, George Coulouris, Jean Dollimore and Tim Kindberg, Fifth Edition, Pearson Education, 2012.
- 2) Distributed computing: Principles, algorithms, and systems, Ajay D Kshemkalyani and Mukesh Singhal, Cambridge University Press, 2011.

Reference Books:

- 1) Distributed Operating Systems: Concepts and Design, Pradeep K Sinha, Prentice Hall of India, 2007.
- 2) Advanced concepts in operating systems. Mukesh Singhal and Niranjan G. Shivaratri, McGraw-Hill, 1994.
- 3) Distributed Systems: Principles and Paradigms, Tanenbaum A.S., Van Steen M., Pearson Education, 2007.

e-Resources:

- 1) <https://nptel.ac.in/courses/106/106/106106168/>



JAWAHARLAL NEHRU TECHNOLOGICAL UNIVERSITY: KAKINADA
KAKINADA – 533 003, Andhra Pradesh, India

DEPARTMENT OF COMPUTER SCIENCE & ENGINEERING

III Year – II Semester		L	T	P	C
		3	0	0	3
DESIGN AND ANALYSIS OF ALGORITHMS					

Course Objectives:

- To provide an introduction to formalisms to understand, analyze and denote time complexities of algorithms
- To introduce the different algorithmic approaches for problem solving through numerous example problems
- To provide some theoretical grounding in terms of finding the lower bounds of algorithms and the NP-completeness

Course Outcomes:

- Describe asymptotic notation used for denoting performance of algorithms
- Analyze the performance of a given algorithm and denote its time complexity using the asymptotic notation for recursive and non-recursive algorithms
- List and describe various algorithmic approaches
- Solve problems using divide and conquer, greedy, dynamic programming, backtracking and branch and bound algorithmic approaches
- Apply graph search algorithms to real world problems
- Demonstrate an understanding of NP- Completeness theory and lower bound theory

UNIT I

Introduction: Algorithm Definition, Algorithm Specification, performance Analysis, Performance measurement, Asymptotic notation, Randomized Algorithms.

Sets & Disjoint set union: introduction, union and find operations.

Basic Traversal & Search Techniques: Techniques for Graphs, connected components and Spanning Trees, Bi-connected components and DFS.

UNIT II

Divide and Conquer: General Method, Defective chessboard, Binary Search, finding the maximum and minimum, Merge sort, Quick sort.

The Greedy Method: The general Method, container loading, knapsack problem, Job sequencing with deadlines, minimum-cost spanning Trees.

UNIT III

Dynamic Programming: The general method, multistage graphs, All pairs-shortest paths, single-source shortest paths: general weights, optimal Binary search trees, 0/1 knapsack, reliability Design, The traveling salesperson problem, matrix chain multiplication.

UNIT IV

Backtracking: The General Method, The 8-Queens problem, sum of subsets, Graph coloring, Hamiltonian cycles, knapsack problem.

Branch and Bound: FIFO Branch-and-Bound, LC Branch-and-Bound, 0/1 Knapsack problem, Traveling salesperson problem.

UNIT V

NP-Hard and NP-Complete problems: Basic concepts, Cook's Theorem.

String Matching: Introduction, String Matching-Meaning and Application, Naïve String Matching Algorithm, Rabin-Karp Algorithm, Knuth-Morris-Pratt Automata, Tries, Suffix Tree.



JAWAHARLAL NEHRU TECHNOLOGICAL UNIVERSITY: KAKINADA
KAKINADA – 533 003, Andhra Pradesh, India

DEPARTMENT OF COMPUTER SCIENCE & ENGINEERING

Text Books:

- 1) Ellis Horowitz, Sartaj Sahni, Sanguthevar Rajasekaran, “ Fundamentals of Computer Algorithms”, 2nd Edition, Universities Press.
- 2) Harsh Bhasin, “ Algorithms Design & Analysis”, Oxford University Press.

Reference Books:

- 1) Horowitz E. Sahani S: “Fundamentals of Computer Algorithms”, 2nd Edition, Galgotia Publications, 2008.
- 2) S. Sridhar, “Design and Analysis of Algorithms”, Oxford University Press.

e-Resources:

- 1) <http://nptel.ac.in/courses/106101060/>



JAWAHARLAL NEHRU TECHNOLOGICAL UNIVERSITY: KAKINADA
KAKINADA – 533 003, Andhra Pradesh, India

DEPARTMENT OF COMPUTER SCIENCE & ENGINEERING

III Year – II Semester		L	T	P	C
		3	0	0	3
PROFESSIONAL ELECTIVE -II					

(NPTEL/SWAYAM) Course

Duration: 12 Weeks Minimum

***Course/subject title can't be repeated**

12 Weeks NPTEL Courses by NPTEL/SWAYAM courses

- 1) Introduction to Industry 4.0 and Industrial Internet of Things
- 2) AI: Knowledge Representation and Reasoning
- 3) Synthesis of Digital Systems
- 4) Privacy and Security in Online Social Media
- 5) Block chain architecture design and use cases
- 6) Machine Learning for Engineering and Science Applications
- 7) Randomized Algorithms
- 8) Parallel Algorithms
- 9) Hardware Security

Note: The courses listed here are just few examples. The student can take courses offered in CSE discipline which are 12 weeks minimum duration.



JAWAHARLAL NEHRU TECHNOLOGICAL UNIVERSITY: KAKINADA
KAKINADA – 533 003, Andhra Pradesh, India

DEPARTMENT OF COMPUTER SCIENCE & ENGINEERING

III Year – II Semester		L	T	P	C
		3	0	0	3
OPEN ELECTIVE -I					

Note: The student has to take any one **open elective course** offered in the other departments (or) SWAYAM/NPTEL courses offered by other than parent department. (12 week minimum).
 Given below are some of the courses offered by NPTEL/SWAYAM

<p>Electronics & Communication Engineering</p> <ol style="list-style-type: none"> 1) Information Coding Theory 2) VLSI Design 3) Signals & Systems 4) Digital Signal Processing 	<p>Mathematics</p> <ol style="list-style-type: none"> 1) Optimization Techniques 2) Computational Number Theory and Cryptography
<p>Electrical and Electronics Engineering</p> <ol style="list-style-type: none"> 1) Networking Analysis 2) Fuzzy Sets, Logic and Systems & Applications 3) Energy Management Systems and SCADA 4) Industrial Safety Engineering 	<p>Civil Engineering</p> <ol style="list-style-type: none"> 1) Intelligent transportation engineering 2) Remote Sensing and GIS 3) Engineering Mechanics 4) City and Metropolitan Planning 5) Sustainable Materials and Green Buildings
<p>Mechanical Engineering</p> <ol style="list-style-type: none"> 1) Industrial Automation and Control 2) Robotics 3) CAD 4) Mechatronics And Manufacturing Automation 5) Non Conventional Energy Resources 	



JAWAHARLAL NEHRU TECHNOLOGICAL UNIVERSITY: KAKINADA
KAKINADA – 533 003, Andhra Pradesh, India

DEPARTMENT OF COMPUTER SCIENCE & ENGINEERING

III Year – II Semester		L	T	P	C
		3	0	0	3
MANAGERIAL ECONOMICS AND FINANCIAL ACCOUNTANCY					

Course Objectives:

- The Learning objectives of this paper are to understand the concept and nature of Managerial Economics and its relationship with other disciplines and also to understand the Concept of Demand and Demand forecasting.
- To familiarize about the Production function, Input Output relationship, Cost-Output relationship and Cost-Volume-Profit Analysis.
- To understand the nature of markets, Methods of Pricing in the different market structures and to know the different forms of Business organization and the concept of Business Cycles.
- To learn different Accounting Systems, preparation of Financial Statement and uses of different tools for performance evaluation.
- Finally, it is also to understand the concept of Capital, Capital Budgeting and the techniques used to evaluate Capital Budgeting proposals.

Unit-I

Introduction to Managerial Economics and demand Analysis:

Definition of Managerial Economics –Scope of Managerial Economics and its relationship with other subjects –Concept of Demand, Types of Demand, Determinants of Demand- Demand schedule, Demand curve, Law of Demand and its limitations- Elasticity of Demand, Types of Elasticity of Demand and Measurement- Demand forecasting and Methods of forecasting, Concept of Supply and Law of Supply.

Unit – II:

Theories of Production and Cost Analyses:

Theories of Production function- Law of Variable proportions-Isoquants and Isocosts and choice of least cost factor combination-Concepts of Returns to scale and Economies of scale-Different cost concepts: opportunity costs, explicit and implicit costs-Fixed costs, Variable Costs and Total costs –Cost –Volume-Profit analysis-Determination of Breakeven point(problems)-Managerial significance and limitations of Breakeven point.

Unit – III:

Introduction to Markets, Theories of the Firm & Pricing Policies:

Market Structures: Perfect Competition, Monopoly, Monopolistic competition and Oligopoly – Features – Price and Output Determination – Managerial Theories of firm: Marris and Williamson’s models – other Methods of Pricing: Average cost pricing, Limit Pricing, Market Skimming Pricing, Internet Pricing: (Flat Rate Pricing, Usage sensitive pricing) and Priority Pricing, Business Cycles : Meaning and Features – Phases of a Business Cycle. Features and Evaluation of Sole Trader, Partnership, Joint Stock Company – State/Public Enterprises and their forms.

Unit – IV:

Introduction to Accounting & Financing Analysis:

Introduction to Double Entry System, Journal, Ledger, Trail Balance and Preparation of Final Accounts with adjustments – Preparation of Financial Statements-Analysis and Interpretation of Financial Statements-Ratio Analysis – Preparation of Funds flow and cash flow analysis (Problems)

Unit – V:

Capital and Capital Budgeting: Capital Budgeting: Meaning of Capital-Capitalization-Meaning of Capital Budgeting-Time value of money- Methods of appraising Project profitability: Traditional Methods(pay back period, accounting rate of return) and modern methods(Discounted cash flow method, Net Present Value method, Internal Rate of Return Method and Profitability Index)



JAWAHARLAL NEHRU TECHNOLOGICAL UNIVERSITY: KAKINADA
KAKINADA – 533 003, Andhra Pradesh, India

DEPARTMENT OF COMPUTER SCIENCE & ENGINEERING

Course Outcomes:

- The Learner is equipped with the knowledge of estimating the Demand and demand elasticities for a product.
- The knowledge of understanding of the Input-Output-Cost relationships and estimation of the least cost combination of inputs.
- The pupil is also ready to understand the nature of different markets and Price Output determination under various market conditions and also to have the knowledge of different Business Units.
- The Learner is able to prepare Financial Statements and the usage of various Accounting tools for Analysis.
- The Learner can able to evaluate various investment project proposals with the help of capital budgeting techniques for decision making.

TEXT BOOKS:

A R Aryasri, Managerial Economics and Financial Analysis, The McGraw – Hill companies.

REFERENCES:

1. Varshney R.L, K.L Maheswari, Managerial Economics, S. Chand & Company Ltd,
2. JL Pappas and EF Brigham, Managerial Economics, Holt, R & W; New edition edition
3. N.P Srinivasn and M. SakthivelMurugan, Accounting for Management, S. Chand & Company Ltd,
4. MaheswariS.N, AnIntroduction to Accountancy, Vikas Publishing House Pvt Ltd
5. I.M Pandey, Financial Management , Vikas Publishing House Pvt Ltd
6. V. Maheswari, Managerial Economics, S. Chand & Company Ltd,



JAWAHARLAL NEHRU TECHNOLOGICAL UNIVERSITY: KAKINADA
KAKINADA – 533 003, Andhra Pradesh, India

DEPARTMENT OF COMPUTER SCIENCE & ENGINEERING

III Year – II Semester		L	T	P	C
		0	0	4	2
WEB TECHNOLOGIES LAB					

Course Objectives:

From the course the student will

- Learn the core concepts of both the frontend and backend programming course
- Get familiar with the latest web development technologies
- Learn all about PHP and SQL databases
- Learn complete web development process

Course Outcomes:

By the end of the course the student will be able to

- Analyze and apply the role of languages like HTML, CSS, XML
- Review JavaScript, PHP and protocols in the workings of the web and web applications
- Apply Web Application Terminologies, Internet Tools, E – Commerce and other web services
- Develop and Analyze dynamic Web Applications using PHP & MySql
- Install & Use Frameworks

List of Experiments:

- 1) Design the following static web pages required for an online book store web site:

(a) **HOME PAGE:**

The static home page must contain three **frames**.

Top frame: Logo and the college name and links to Home page, Login page, Registration page, Catalogue page and Cart page (the description of these pages will be given below).

Left frame: At least four links for navigation, which will display the catalogue of respective links.

For e.g.: When you click the link “MCA” the catalogue for MCA Books should be displayed in the Right frame.

Right frame: The *pages to the links in the left frame must be loaded here*. Initially this page contains description of the web site.

Logo	Web Site Name			
Home	Login	Registration	Catalogue	Cart
mca mba BCA	Description of the Web Site			



JAWAHARLAL NEHRU TECHNOLOGICAL UNIVERSITY: KAKINADA
KAKINADA – 533 003, Andhra Pradesh, India

DEPARTMENT OF COMPUTER SCIENCE & ENGINEERING





(b) LOGIN PAGE:

Logo	Web Site Name			
Home	Login	Registration	Catalogue	Cart
MCA MBA BCA	Login : <input type="text" value="11a51f0003"/> Password: <input type="password" value="*****"/> <input type="button" value="Submit"/> <input type="button" value="Reset"/>			

(c) CATALOGUE PAGE:

The catalogue page should contain the details of all the books available in the web site in a table: The details should contain the following:

1. Snap shot of Cover Page.
2. Author Name.
3. Publisher.
4. Price.
5. Add to cart button.

Logo	Web Site Name			
Home	Login	Registration	Catalogue	Cart
MCA		Book : XML Bible Author : Winston Publication : Wiley	\$ 40.5	<input type="button" value="Add to cart"/>
MBA				
BCA		Book : AI Author : S.Russel Publication : Princeton hall	\$ 63	<input type="button" value="Add to cart"/>
		Book : Java 2 Author : Watson Publication : BPB publications	\$ 35.5	<input type="button" value="Add to cart"/>
		Book : HTML in 24 hours Author : Sam Peter Publication : Sam	\$ 50	<input type="button" value="Add to cart"/>

(d). REGISTRATION PAGE:

Create a “*registration form*” with the following fields

- 1) Name (Text field)
 - 2) Password (password field)
 - 3) E-mail id (text field)
 - 4) Phone number (text field)
 - 5) Sex (radio button)
 - 6) Date of birth (3 select boxes)
 - 7) Languages known (check boxes – English, Telugu, Hindi, Tamil)
 - 8) Address (text area)
- 2) Design a web page using **CSS (Cascading Style Sheets)** which includes the following: Use different font, styles:
 In the style definition you define how each selector should work (font, color etc.).



JAWAHARLAL NEHRU TECHNOLOGICAL UNIVERSITY: KAKINADA
KAKINADA – 533 003, Andhra Pradesh, India

DEPARTMENT OF COMPUTER SCIENCE & ENGINEERING

Then, in the body of your pages, you refer to these selectors to activate the styles

- 3) Design a dynamic web page with validation using JavaScript.
- 4) Design a HTML having a text box and four buttons viz Factorial, Fibonacci, Prime, and Palindrome. When a button is pressed an appropriate javascript function should be called to display
 - a. Factorial of that number
 - b. Fibonacci series up to that number
 - c. Prime numbers up to that number
 - d. Is it palindrome or not
- 5) Write JavaScript programs on Event Handling
 - a. Validation of registration form
 - b. Open a Window from the current window
 - c. Change color of background at each click of button or refresh of a page
 - d. Display calendar for the month and year selected from combo box
 - e. On Mouse over event
- 6) Write an XML file which will display the Book information which includes the following:

1) Title of the book	2) Author Name	3) ISBN number
4) Publisher name	5) Edition	6) Price

 - a) Write a Document Type Definition (DTD) to validate the above XML file.
 - b) Write a XML Schema Definition (XSD) to validate the above XML file.
- 7) Create Web pages using AJAX.
- 8) User Authentication:

Assume four users user1, user2, user3 and user4 having the passwords pwd1, pwd2, pwd3 and pwd4 respectively. Write a PHP for doing the following.

 1. Create a Cookie and add these four user id's and passwords to this Cookie.
 2. Read the user id and passwords entered in the Login form (week1) and authenticate with the values (user id and passwords) available in the cookies.

If he is a valid user (i.e., user-name and password match) you should welcome him by name (user-name) else you should display "You are not an authenticated user ".
 Use init-parameters to do this.
- 9) Example PHP program for registering users of a website and login.
- 10) Install a database (Mysql or Oracle).

Create a table which should contain at least the following fields: name, password, email-id, phone number (these should hold the data from the registration form).

Write a PHP program to connect to that database and extract data from the tables and display them. Experiment with various SQL queries.

Insert the details of the users who register with the web site, whenever a new user clicks the submit button in the registration page (week2).
- 11) Write a PHP which does the following job:

Insert the details of the 3 or 4 users who register with the web site (week9) by using



JAWAHARLAL NEHRU TECHNOLOGICAL UNIVERSITY: KAKINADA
KAKINADA – 533 003, Andhra Pradesh, India

DEPARTMENT OF COMPUTER SCIENCE & ENGINEERING

registration form. Authenticate the user when he submits the login form using the user name and password from the database (similar to week8 instead of cookies).

- 12) Implement a Servlet program on request response processing.
- 13) Implement a Servlet program for Registration Page.
- 14) Connect to a database using JSP and practice SQL Queries (MySql or Oracle).



JAWAHARLAL NEHRU TECHNOLOGICAL UNIVERSITY: KAKINADA
KAKINADA – 533 003, Andhra Pradesh, India

DEPARTMENT OF COMPUTER SCIENCE & ENGINEERING

III Year – II Semester	L	T	P	C
	0	0	0	1
Industrial Training / Skill Development Programmes / Research Project in higher learning institutes				

Note: The Industrial Training / Skill Development Programmes / Research Project in higher learning institutes should be taken during the semester gap between II B.Tech-II Semester and III B.Tech-I Semester for a period of 4 weeks.



JAWAHARLAL NEHRU TECHNOLOGICAL UNIVERSITY: KAKINADA
KAKINADA – 533 003, Andhra Pradesh, India

DEPARTMENT OF COMPUTER SCIENCE & ENGINEERING

IV Year –I Semester		L	T	P	C
		3	0	0	3
CRYPTOGRAPHY AND NETWORK SECURITY					

Course Objectives:

This course aims at training students to master the:

- The concepts of classical encryption techniques and concepts of finite fields and number theory
- Working principles and utilities of various cryptographic algorithms including secret key cryptography, hashes and message digests, and public key algorithms
- Design issues and working principles of various authentication protocols, PKI standards
- Various secure communication standards including Kerberos, IPsec, and SSL/TLS and email
- Concepts of cryptographic utilities and authentication mechanisms to design secure applications

Course Outcomes:

By the end of the course the student

- Identify information security goals, classical encryption techniques and acquire fundamental knowledge on the concepts of finite fields and number theory
- Compare and apply different encryption and decryption techniques to solve problems related to confidentiality and authentication
- Apply the knowledge of cryptographic checksums and evaluate the performance of different message digest algorithms for verifying the integrity of varying message sizes.
- Apply different digital signature algorithms to achieve authentication and create secure applications
- Apply network security basics, analyze different attacks on networks and evaluate the performance of firewalls and security protocols like SSL, IPSec, and PGP
- Apply the knowledge of cryptographic utilities and authentication mechanisms to design secure applications

UNIT I

Classical Encryption Techniques: Security Attacks, Services & Mechanisms, Symmetric Cipher Model. Cyber Threats, Phishing Attack, Web Based Attacks, SQL Injection Attacks, Buffer Overflow & Format String Vulnerabilities, TCP session hijacking, UDP Session Hijacking. Block Ciphers: Traditional Block Cipher Structure, Block Cipher Design Principles.

UNIT II

Symmetric Key Cryptography: Data Encryption Standard (DES), Advanced Encryption Standard (AES), Blowfish, IDEA, Block Cipher Modes of Operations.
 Number Theory: Prime and Relatively Prime Numbers, Modular Arithmetic, Fermat's and Euler's Theorems, The Chinese Remainder Theorem, Discrete Logarithms.

UNIT III

Public Key Cryptography: Principles, Public Key Cryptography Algorithms, RSA Algorithm, Diffie Hellman Key Exchange, Elliptic Curve Cryptography.

Cryptographic Hash Functions: Application of Cryptographic Hash Functions, Requirements & Security, Secure Hash Algorithm, Message Authentication Functions, Requirements & Security, HMAC & CMAC.

Digital Signatures: NIST Digital Signature Algorithm, Key Management and Distribution



JAWAHARLAL NEHRU TECHNOLOGICAL UNIVERSITY: KAKINADA
KAKINADA – 533 003, Andhra Pradesh, India

DEPARTMENT OF COMPUTER SCIENCE & ENGINEERING

UNIT IV

User Authentication: Remote User Authentication Principles, Kerberos.

Electronic Mail Security: Pretty Good Privacy (PGP) And S/MIME.

IP Security: IP Security Overview, IP Security Architecture, Authentication Header, Encapsulating Security Payload, Combining Security Associations and Key Management.

UNIT V

Transport Level Security: Web Security Requirements, Secure Socket Layer (SSL) and Transport Layer Security (TLS), Secure Shell (SSH)

Firewalls: Characteristics, Types of Firewalls, Placement of Firewalls, Firewall Configuration, Trusted Systems.

Text Books:

- 1) Cryptography and Network Security- William Stallings, Pearson Education, 7th Edition.
- 2) Cryptography, Network Security and Cyber Laws – Bernard Menezes, Cengage Learning, 2010 edition.

Reference Books:

- 1) Cryptography and Network Security- Behrouz A Forouzan, Debdeep Mukhopadhyaya, Mc-GrawHill, 3rd Edition, 2015.
- 2) Network Security Illustrated, Jason Albanese and Wes Sonnenreich, MGH Publishers, 2003.

e-Resources:

- 1) <https://nptel.ac.in/courses/106/105/106105031/> lecture by Dr. Debdeep Mukhopadhyay IIT Kharagpur [Video Lecture]
- 2) <https://nptel.ac.in/courses/106/105/106105162/> lecture by Dr. Sourav Mukhopadhyay IIT Kharagpur [Video Lecture]
- 3) <https://www.mitel.com/articles/web-communication-cryptography-and-network-security> web articles by Mitel Power Connections



JAWAHARLAL NEHRU TECHNOLOGICAL UNIVERSITY: KAKINADA
KAKINADA – 533 003, Andhra Pradesh, India

DEPARTMENT OF COMPUTER SCIENCE & ENGINEERING

IV Year –I Semester		L	T	P	C
		3	0	0	3
UML & DESIGN PATTERNS					

Course Objectives:

- To understand the fundamentals of object modeling
- To understand and differentiate Unified Process from other approaches
- To design with static UML diagrams
- To design with the UML dynamic and implementation diagrams
- To improve the software design with design patterns
- To test the software against its requirements specification

Course Outcomes:

At the end of the course, the students will be able to:

- Illustrate software design with UML diagrams
- Design software applications using OO concepts
- Identify various scenarios based on software requirements
- Apply UML based software design into pattern based design using design patterns
- Illustrate the various testing methodologies for OO software

UNIT I

Introduction to UML: Importance of modeling, principles of modeling, object oriented modeling, conceptual model of the UML, Architecture, Software Development Life Cycle. Structural Modeling: Classes, Relationships, common Mechanisms, and diagrams. Advanced classes, advanced relationships, Object diagrams: common modeling techniques.

UNIT II

Behavioral Modeling: Interactions, Interaction diagrams. Use cases, Use case Diagrams, Activity Diagrams, Events and signals, state machines, state chart diagrams.

UNIT III

Advanced Behavioral Modeling: Architectural Modeling: Components, Deployment, Component diagrams and Deployment diagrams, Common modeling techniques for component and deployment diagrams

Design Pattern: Introduction, Design Patterns in Smalltalk MVC, Describing Design Patterns, The Catalog of Design Patterns, Organizing the Catalog, How Design Patterns Solve Design Problems, How to Select a Design Pattern, Using a Design Pattern.

UNIT IV

Creational Patterns: Abstract Factory, Builder, Factory Method, Prototype, Singleton
 Structural Patterns: Adapter, Bridge, Composite, Decorator, Façade, Flyweight, Proxy.

UNIT V

Behavioral Patterns: Chain of Responsibility, Command, Interpreter, Iterator, Mediator, Memento, Observer, Strategy, Template Method, What to Expect from Design Patterns

Text Books:

- 1) The unified Modeling language user guide by Grady Booch, James Rumbaugh, Ivar Jacobson, Pearson.
- 2) Design Patterns, Erich Gamma, Pearson.



JAWAHARLAL NEHRU TECHNOLOGICAL UNIVERSITY: KAKINADA
KAKINADA – 533 003, Andhra Pradesh, India

DEPARTMENT OF COMPUTER SCIENCE & ENGINEERING

Reference Books:

- 1) Object Oriented Analysis and Design, Satzinger, CENGAGE

e-Resources:

- 1) https://www.tutorialspoint.com/design_pattern/design_pattern_quick_guide.html



JAWAHARLAL NEHRU TECHNOLOGICAL UNIVERSITY: KAKINADA
KAKINADA – 533 003, Andhra Pradesh, India

DEPARTMENT OF COMPUTER SCIENCE & ENGINEERING

IV Year –I Semester		L	T	P	C
		3	0	0	3
MACHINE LEARNING					

Course Objectives:

The course is introduced for students to

- Gain knowledge about basic concepts of Machine Learning
- Study about different learning algorithms
- Learn about of evaluation of learning algorithms
- Learn about Dimensionality reduction

Course Outcomes:

- Identify machine learning techniques suitable for a given problem
- Solve the problems using various machine learning techniques
- Apply Dimensionality reduction techniques
- Design application using machine learning techniques

UNIT I

Introduction: Definition of learning systems, Goals and applications of machine learning, Aspects of developing a learning system: training data, concept representation, function approximation.

Inductive Classification: The concept learning task, Concept learning as search through a hypothesis space, General-to-specific ordering of hypotheses, Finding maximally specific hypotheses, Version spaces and the candidate elimination algorithm, Learning conjunctive concepts, The importance of inductive bias.

UNIT II

Decision Tree Learning: Representing concepts as decision trees, Recursive induction of decision trees, Picking the best splitting attribute: entropy and information gain, Searching for simple trees and computational complexity, Occam's razor, Overfitting, noisy data, and pruning. Experimental Evaluation of Learning Algorithms: Measuring the accuracy of learned hypotheses. Comparing learning algorithms: cross-validation, learning curves, and statistical hypothesis testing.

UNIT III

Computational Learning Theory: Models of learnability: learning in the limit; probably approximately correct (PAC) learning. Sample complexity for infinite hypothesis spaces, Vapnik-Chervonenkis dimension.

Rule Learning: Propositional and First-Order, Translating decision trees into rules, Heuristic rule induction using separate and conquer and information gain, First-order Horn-clause induction (Inductive Logic Programming) and Foil, Learning recursive rules, Inverse resolution, Golem, and Progol.

UNIT IV

Artificial Neural Networks: Neurons and biological motivation, Linear threshold units. Perceptrons: representational limitation and gradient descent training, Multilayer networks and backpropagation, Hidden layers and constructing intermediate, distributed representations. Overfitting, learning network structure, recurrent networks.

Support Vector Machines: Maximum margin linear separators. Quadratic programming solution to finding maximum margin separators. Kernels for learning non-linear functions.



JAWAHARLAL NEHRU TECHNOLOGICAL UNIVERSITY: KAKINADA
KAKINADA – 533 003, Andhra Pradesh, India

DEPARTMENT OF COMPUTER SCIENCE & ENGINEERING

UNIT V

Bayesian Learning: Probability theory and Bayes rule. Naive Bayes learning algorithm. Parameter smoothing. Generative vs. discriminative training. Logistic regression. Bayes nets and Markov nets for representing dependencies.

Instance-Based Learning: Constructing explicit generalizations versus comparing to past specific examples. k-Nearest-neighbor algorithm. Case-based learning.

Text Books:

- 1) T.M. Mitchell, “Machine Learning”, McGraw-Hill, 1997.
- 2) Machine Learning, Saikat Dutt, Subramanian Chandramouli, Amit Kumar Das, Pearson, 2019.

Reference Books:

- 1) Ethern Alpaydin, “Introduction to Machine Learning”, MIT Press, 2004.
- 2) Stephen Marsland, “Machine Learning -An Algorithmic Perspective”, Second Edition, Chapman and Hall/CRC Machine Learning and Pattern Recognition Series, 2014.
- 3) Andreas C. Müller and Sarah Guido “Introduction to Machine Learning with Python: A Guide for Data Scientists”, Oreilly.

e-Resources:

- 1) Andrew Ng, “Machine Learning Yearning” <https://www.deeplearning.ai/machine-learning-yearning/>
- 2) Shai Shalev-Shwartz , Shai Ben-David, “Understanding Machine Learning: From Theory to Algorithms” , Cambridge University Press
<https://www.cse.huji.ac.il/~shais/UnderstandingMachineLearning/index.html>



JAWAHARLAL NEHRU TECHNOLOGICAL UNIVERSITY: KAKINADA
KAKINADA – 533 003, Andhra Pradesh, India

DEPARTMENT OF COMPUTER SCIENCE & ENGINEERING

IV Year –I SEMESTER	L	T	P	C
	3	0	0	3
Open Elective –II				

Note: The student has to take any one **open elective course** offered in the other departments (or) SWAYAM/NPTEL courses offered by other than parent department. (12 week minimum).

Given below are some of the courses offered by NPTEL/SWAYAM

<p>Electronics & Communication Engineering</p> <ol style="list-style-type: none"> 1) Information Coding Theory 2) VLSI Design 3) Signals & Systems 4) Digital Signal Processing 	<p>Mathematics</p> <ol style="list-style-type: none"> 1) Optimization Techniques 2) Computational Number Theory and Cryptography
<p>Electrical and Electronics Engineering</p> <ol style="list-style-type: none"> 1) Networking Analysis 2) Fuzzy Sets, Logic and Systems & Applications 3) Energy Management Systems and SCADA 4) Industrial Safety Engineering 	<p>Civil Engineering</p> <ol style="list-style-type: none"> 1) Intelligent transportation engineering 2) Remote Sensing and GIS 3) Engineering Mechanics 4) City and Metropolitan Planning 5) Sustainable Materials and Green Buildings
<p>Mechanical Engineering</p> <ol style="list-style-type: none"> 1) Industrial Automation and Control 2) Robotics 3) CAD 4) Mechatronics And Manufacturing Automation 5) Non Conventional Energy Resources 	



JAWAHARLAL NEHRU TECHNOLOGICAL UNIVERSITY: KAKINADA
KAKINADA – 533 003, Andhra Pradesh, India

DEPARTMENT OF COMPUTER SCIENCE & ENGINEERING

IV Year –I Semester		L	T	P	C
		3	0	0	3
MOBILE COMPUTING					

Course Objectives:

- To study the emerging technologies in the context of wireless networks
- To understand the mobile computing environment
- To learn about pervasive computing environment

Course Outcomes:

At the end of the course, student will be able to

- Interpret Wireless local area networks (WLAN): MAC design principles, 802.11 WIFI
- Discuss fundamental challenges in mobile communications and potential Techniques in GSM
- Demonstrate Mobile IP in Network layer
- Elaborate TCP/IP Protocols and database issues
- Illustrate different data delivery methods and synchronization protocols
- Develop applications that are mobile-device specific and demonstrate current Practice in mobile computing contexts

UNIT I

Mobile Communications: An Overview- Mobile Communication-guided transmission, unguided transmission- signal propagation frequencies, antennae, modulation, modulation methods and standards for voice-oriented data communication standards, modulation methods and standards for data and voice communication, mobile computing- novel applications and limitations, mobile computing architecture, mobile system networks. Mobile devices and systems: Cellular networks and frequency reuse, Mobile smart phones, Smart mobiles and systems, handheld pocket computers, Handheld devices, Smart systems, Limitations of mobile devices.

UNIT II

GSM and other 2G Architectures: GSM-services and system architecture, Radio interfaces of GSM, Protocols of GSM, Localization, Call handling, GPRS system architecture. Wireless medium access control, CDMA, 3G, 4G and 5G Communication: Modulation, Multiplexing, Controlling the medium access, Spread spectrum, Coding methods, IMT-2000/3G wireless communication standards, WCDMA 3G communication standards, CDMA 3G communication standards, Broadband wireless access, 4G networks, 5G Networks.

UNIT III

Mobile IP Network layer: IP and Mobile IP network layers: OSI layer functions, TCP/IP and Internet protocol, Mobile internet protocol; Packet delivery and Handover Management; Location Management: Agent Discovery; Mobile TCP Introduction to Mobile Adhoc network: fixed infrastructure architecture, MANET infrastructure architecture; MANET: properties, spectrum, applications; Security in Ad-hoc network; Wireless sensor networks; sensor network applications.

UNIT IV

Synchronization: Synchronization in mobile computing systems, Usage models for Synchronization in mobile application, Domain-dependant specific rules for data synchronization, Personal information manager, synchronization and conflict resolution strategies, synchronizer; Mobile agent: mobile agent design, aglets; Application Server.



JAWAHARLAL NEHRU TECHNOLOGICAL UNIVERSITY: KAKINADA
KAKINADA – 533 003, Andhra Pradesh, India

DEPARTMENT OF COMPUTER SCIENCE & ENGINEERING

UNIT V

Mobile Wireless Short Range Networks and Mobile Internet: Wireless networking and wireless LAN, Wireless LAN (WLAN) architecture, IEEE 802.11 protocol layers, Wireless application protocol (WAP)-WAP1.1 architecture, wireless datagram protocol (WDP), Wireless Transport Layer Security (WTLS), wireless transaction and session layers, wireless application environment.

Text Books:

- 1) Mobile Computing, 2nd edition, Raj kamal, Oxford,2011
- 2) Mobile Computing, Technology Applications and Service Creation, 2nd Edition, Asoke K Talukder, Hasanahmed, Roopa R Yavagal, McGraw Hill,2017

Reference Books:

- 1) “Principles of Mobile Computing,” 2nd Edition, UWE Hansmann, Lothar Merk, Martin S. Nocklous, Thomas Stober, Springer.2003

e-Resources:

- 1) <https://nptel.ac.in/noc/courses/noc16/SEM2/noc16-cs13/>



JAWAHARLAL NEHRU TECHNOLOGICAL UNIVERSITY: KAKINADA
KAKINADA – 533 003, Andhra Pradesh, India

DEPARTMENT OF COMPUTER SCIENCE & ENGINEERING

IV Year –I Semester		L	T	P	C
		3	0	0	3
DATA SCIENCE					

Course Objectives:

From the course the student will learn

- Provide you with the knowledge and expertise to become a proficient data scientist
- Demonstrate an understanding of statistics and machine learning concepts that are vital for data science
- Learn to statistically analyze a dataset
- Explain the significance of exploratory data analysis (EDA) in data science
- Critically evaluate data visualizations based on their design and use for communicating stories from data

Course Outcomes:

At the end of the course, student will be able to

- Describe what Data Science is and the skill sets needed to be a data scientist
- Illustrate in basic terms what Statistical Inference means. Identify probability distributions commonly used as foundations for statistical modelling, Fit a model to data
- Use R to carry out basic statistical modeling and analysis
- Apply basic tools (plots, graphs, summary statistics) to carry out EDA
- Describe the Data Science Process and how its components interact
- Use APIs and other tools to scrap the Web and collect data
- Apply EDA and the Data Science process in a case study

UNIT I

Introduction, The Ascendance of Data, Motivating Hypothetical: Data Science, Finding Key Connectors, The Zen of Python, Getting Python, Virtual Environments, Whitespace Formatting, Modules, Functions, Strings, Exceptions, Lists, Tuples, Dictionaries defaultdict, Counters, Sets, Control Flow, Truthiness, Sorting, List Comprehensions, Automated Testing and assert, Object-Oriented Programming, Iterables and Generators, Randomness, Regular Expressions, Functional Programming, zip and Argument Unpacking, args and kwargs, Type Annotations, How to Write Type Annotations.

UNIT II

Visualizing Data: matplotlib, Bar Charts, Line Charts, Scatterplots. Linear Algebra: Vectors, Matrices, Statistics: Describing a Single Set of Data, Correlation, Simpson's Paradox, Some Other Correlational Caveats, Correlation and Causation.

Gradient Descent: The Idea Behind Gradient Descent, Estimating the Gradient, Using the Gradient, Choosing the Right Step Size, Using Gradient Descent to Fit Models, Minibatch and Stochastic Gradient Descent.

UNIT III

Getting Data: stdin and stdout, Reading Files, Scraping the Web, Using APIs,

Working with Data: Exploring Your Data Using NamedTuples, Dataclasses, Cleaning and Munging, Manipulating Data, Rescaling, Dimensionality Reduction.

Probability: Dependence and Independence, Conditional Probability, Bayes's Theorem, Random Variables, Continuous Distributions, The Normal Distribution, The Central Limit Theorem



JAWAHARLAL NEHRU TECHNOLOGICAL UNIVERSITY: KAKINADA
KAKINADA – 533 003, Andhra Pradesh, India

DEPARTMENT OF COMPUTER SCIENCE & ENGINEERING

UNIT IV

Machine Learning: Modeling, Overfitting and Underfitting, Correctness, The Bias-Variance Tradeoff, Feature Extraction and Selection, k-Nearest Neighbors, Naive Bayes, Simple Linear Regression, Multiple Regression, Digression, Logistic Regression

UNIT V

Clustering: The Idea, The Model, Choosing k, Bottom-Up Hierarchical Clustering.
 Recommender Systems: Manual Curation, Recommending What’s Popular, User-Based Collaborative Filtering, Item-Based Collaborative Filtering, Matrix Factorization
 Data Ethics, Building Bad Data Products, Trading Off Accuracy and Fairness, Collaboration, Interpretability, Recommendations, Biased Data, Data Protection
 IPython, Mathematics, NumPy, pandas, scikit-learn, Visualization, R

Textbooks:

- 1) Joel Grus, “Data Science From Scratch”, OReilly.
- 2) Allen B.Downey, “Think Stats”, OReilly.

Reference Books:

- 1) Doing Data Science: Straight Talk From The Frontline, 1st Edition, Cathy O’Neil and Rachel Schutt, O’Reilly, 2013
- 2) Mining of Massive Datasets, 2nd Edition, Jure Leskovek, Anand Rajaraman and Jeffrey Ullman, v2.1, Cambridge University Press, 2014
- 3) “The Art of Data Science”, 1st Edition, Roger D. Peng and Elizabeth matsui, Lean Publications, 2015
- 4) “Algorithms for Data Science”, 1st Edition, Steele, Brian, Chandler, John, Reddy, Swarna, springers Publications, 2016

e-Resources:

- 1) <https://github.com/joelgrus/data-science-from-scratch>
- 2) <https://github.com/donnemartin/data-science-ipython-notebooks>
- 3) <https://github.com/academic/awesome-datascience>



JAWAHARLAL NEHRU TECHNOLOGICAL UNIVERSITY: KAKINADA
KAKINADA – 533 003, Andhra Pradesh, India

DEPARTMENT OF COMPUTER SCIENCE & ENGINEERING

IV Year –I Semester		L	T	P	C
		3	0	0	3
NoSQL DATABASES					

Course Objectives:

From the course the student will

- To understand the basic concepts and the applications of database systems. To master the basics of SQL and construct queries using SQL
- To understand the relational database design principles
- To become familiar with the basic issues of transaction processing and concurrency control
- To become familiar with database storage structures and access techniques

Course Outcomes:

After the completion of the course, student will be able to do the following

- Identify what type of NoSQL database to implement based on business requirements (key-value, document, full text, graph, etc.)
- Apply NoSQL data modeling from application specific queries
- Use Atomic Aggregates and denormalization as data modelling techniques to optimize query processing

UNIT I

Introduction to NoSQL: Definition And Introduction, Sorted Ordered Column-Oriented Stores, Key/Value Stores, Document Databases, Graph Databases, Examining Two Simple Examples, Location Preferences Store, Car Make And Model Database, Working With Language Bindings.

UNIT II

Interacting with NoSQL: If NoSql Then What, Language Bindings For NoSQL Data Stores, Performing Crud Operations, Creating Records, Accessing Data, Updating And Deleting Data.

UNIT III

NoSQL Storage Architecture: Working With Column-Oriented Databases, Hbase Distributed Storage Architecture, Document Store Internals, Understanding Key/Value Stores In Memcached And Redis, Eventually Consistent Non-Relational Databases.

UNIT IV

NoSQL Stores: Similarities Between Sql And MongoDB Query Features, Accessing Data From Column-Oriented Databases Like Hbase, Querying Redis Data Stores, Changing Document Databases, Schema Evolution In Column-Oriented Databases, Hbase Data Import And Export, Data Evolution In Key/Value Stores.

UNIT V

Indexing and Ordering Data Sets : Essential Concepts Behind A Database Index, Indexing And Ordering In MongoDB, Creating and Using Indexes In MongoDB, Indexing And Ordering In Couchdb, Indexing In Apache Cassandra.

Text Books:

- 1) Pramod Sadalage and Martin Fowler, NoSQL Distilled, Addison-Wesley Professional, 2012.
- 2) Dan McCreary and Ann Kelly, Making Sense of NoSQL, Manning Publications, 2013.



JAWAHARLAL NEHRU TECHNOLOGICAL UNIVERSITY: KAKINADA
KAKINADA – 533 003, Andhra Pradesh, India

DEPARTMENT OF COMPUTER SCIENCE & ENGINEERING

Reference Books:

- 1) Shashank Tiwari, Professional NoSQL, Wrox Press, Wiley, 2011, ISBN: 978-0-470-94224-6
- 2) Gaurav Vaish, Getting Started with NoSQL, Packt Publishing, 2013.

e-Resources:

- 1) <https://www.trustradius.com/nosql-databases>



JAWAHARLAL NEHRU TECHNOLOGICAL UNIVERSITY: KAKINADA
KAKINADA – 533 003, Andhra Pradesh, India

DEPARTMENT OF COMPUTER SCIENCE & ENGINEERING

IV Year –I Semester	L	T	P	C
	3	0	0	3
INTERNET OF THINGS				

Course Objectives:

- Identify problems that are amenable to solution by AI methods, and which AI methods may be suited to solving a given problem
- Formalize a given problem in the language/framework of different AI methods (e.g., as a search problem, as a constraint satisfaction problem, as a planning problem, as a Markov decision process, etc)
- Implement basic AI algorithms (e.g., standard search algorithms or dynamic programming)
- Design and carry out an empirical evaluation of different algorithms on problem formalization, and state the conclusions that the evaluation supports

Course Outcomes:

- Describe the usage of the term 'the internet of things' in different contexts
- Discover the various network protocols used in IoT and familiar with the key wireless technologies used in IoT systems, such as Wi-Fi, 6LoWPAN, Bluetooth and ZigBee
- Define the role of big data, cloud computing and data analytics in a typical IoT system
Design a simple IoT system made up of sensors, wireless network connection, data analytics and display/actuators, and write the necessary control software
- Build and test a complete working IoT system

UNIT I

The Internet of Things: An Overview of Internet of Things, Internet of Things Technology, behind IoTs Sources of the IoTs, M2M Communication, Examples of IoTs, Design Principles For Connected Devices.

UNIT II

Modified OSI Stack for the IoT/M2M Systems, ETSI M2M domains and High-level capabilities, Communication Technologies, Data Enrichment and Consolidation and Device Management Gateway Ease of designing and affordability.

UNIT III

Design Principles for the Web Connectivity for connected-Devices, Web Communication protocols for Connected Devices, Message Communication protocols for Connected Devices, Web Connectivity for connected-Devices.

UNIT IV

Data link layer of IoT, Wireless Communication Technologies, Wired Communication Technologies, Manet Networks: Network Layer of IoT, 6lowPAN adaptation layer for devices with limited resources, Dynamic routing protocols for wireless adhoc networks Communication protocols for IoT, Service oriented protocol(COAP), Communication protocols based on the exchange of messages(MQTT), Service discovery protocols.

UNIT V

Data Acquiring, Organizing and Analytics in IoT/M2M, Applications/ Services/ Business Processes, IOT/M2M Data Acquiring and Storage, Business Models for Business Processes in the Internet Of Things, Organizing Data, Transactions, Business Processes, Integration and Enterprise Systems.



JAWAHARLAL NEHRU TECHNOLOGICAL UNIVERSITY: KAKINADA
KAKINADA – 533 003, Andhra Pradesh, India

DEPARTMENT OF COMPUTER SCIENCE & ENGINEERING

Text Books:

- 1) Internet of Things: Architecture, Design Principles And Applications, Rajkamal, McGraw Hill Higher Education.
- 2) Internet of Things, A.Bahgya and V.Madisetti, Univesity Press, 2015.

Reference Books:

- 1) An Introduction to Internet of Things, Connecting devices, Edge Gateway and Cloud with Applications, Rahul Dubey, Cengage, 2019.
- 2) IoT Fundamentals, Networking Technologies, Protocols and Use Cases for the Internet of Things, David Hanes, Gonzalo Salgueiro, Patrick Grossetette, rob Barton, Jerome Henry, CISCO, Pearson, 2018.
- 3) Designing the Internet of Things, Adrian McEwen and Hakim Cassimally, Wiley.



JAWAHARLAL NEHRU TECHNOLOGICAL UNIVERSITY: KAKINADA
KAKINADA – 533 003, Andhra Pradesh, India

DEPARTMENT OF COMPUTER SCIENCE & ENGINEERING

IV Year –I Semester		L	T	P	C
		3	0	0	3
SOFTWARE PROJECT MANAGEMENT					

Course Objectives:

At the end of the course, the student shall be able to:

- To describe and determine the purpose and importance of project management from the perspectives of planning, tracking and completion of project
- To compare and differentiate organization structures and project structures
- To implement a project to manage project schedule, expenses and resources with the application of suitable project management tools

Course Outcomes:

Upon the completion of the course students will be able to:-

- Apply the process to be followed in the software development life-cycle models.
- Apply the concepts of project management & planning.
- Implement the project plans through managing people, communications and change
- Conduct activities necessary to successfully complete and close the Software projects
- Implement communication, modeling, and construction & deployment practices in software development.

UNIT I

Conventional Software Management: The waterfall model, conventional software Management performance.

Evolution of Software Economics: Software Economics, pragmatic software cost estimation.

Improving Software Economics: Reducing Software product size, improving software processes, improving team effectiveness, improving automation, Achieving required quality, peer inspections.

UNIT II

The Old Way and The New: The principles of conventional software Engineering, principles of modern software management, transitioning to an iterative process.

Life Cycle Phases: Engineering and production stages, inception, Elaboration, construction, transition phases.

Artifacts of The Process: The artifact sets, Management artifacts, Engineering artifacts, programmatic artifacts.

UNIT III

Model Based Software Architectures: A Management perspective and technical perspective.

Work Flows of the Process: Software process workflows, Iteration workflows.

Checkpoints of the Process: Major mile stones, Minor Milestones, Periodic status assessments.



JAWAHARLAL NEHRU TECHNOLOGICAL UNIVERSITY: KAKINADA
KAKINADA – 533 003, Andhra Pradesh, India

DEPARTMENT OF COMPUTER SCIENCE & ENGINEERING

UNIT IV

Iterative Process Planning: Work breakdown structures, planning guidelines, cost and schedule estimating, Iteration planning process, Pragmatic planning.

Project Organizations and Responsibilities: Line-of-Business Organizations, Project Organizations, evolution of Organizations.

UNIT V

Process Automation: Automation Building blocks, The Project Environment.

Project Control and Process Instrumentation: The seven core Metrics, Management indicators, quality indicators, life cycle expectations, pragmatic Software Metrics, Metrics automation.

Project Estimation and Management: COCOMO model, Critical Path Analysis, PERT technique, Monte Carlo approach (Text book 2)

Text Books:

- 1) Software Project Management, Walker Royce, Pearson Education, 2005.
- 2) Software Project Management, Bob Hughes, 4th edition, Mike Cotterell, TMH.

Reference Books:

- 1) Software Project Management, Joel Henry, Pearson Education.
- 2) Software Project Management in practice, Pankaj Jalote, Pearson Education, 2005.
- 3) Effective Software Project Management, Robert K. Wysocki, Wiley, 2006.



JAWAHARLAL NEHRU TECHNOLOGICAL UNIVERSITY: KAKINADA
KAKINADA – 533 003, Andhra Pradesh, India

DEPARTMENT OF COMPUTER SCIENCE & ENGINEERING

IV Year –I Semester		L	T	P	C
		3	0	0	3
WEB SERVICES					

Course Objective:

- To understand the concept of XML and to implement Web services using XML based standards

Course Outcomes:

After the completion of the course, student will be able to

- Recite the advantages of using XML technology family
- Analyze the problems associated with tightly coupled distributed software architecture
- Learn the Web services building block
- Implement e-business solutions using XML based web services

UNIT I

XML technology family : XML, benefits, Advantages of XML over HTML, EDI, Databases, XML based standards, Structuring with schemas, DTD, XML Schemas, XML processing, DOM, SAX, presentation technologies, XSL, XFORMS, XHTML, Transformation, XSLT, XLINK, XPATH, XQuery.

UNIT II

Architecting Web Services: Business motivations for web services, B2B, B2C, Technical motivations, limitations of CORBA and DCOM, Service-oriented Architecture (SOA), Architecting web services, Implementation view, web services technology stack, logical view, composition of web services, deployment view, from application server to peer to peer, process view, life in the runtime.

UNIT III

Web Services Building Blocks: Transport protocols for web services, messaging with web services, protocols, SOAP, describing web services, WSDL, Anatomy of WSDL, manipulating WSDL, web service policy, Discovering web services, UDDI, Anatomy of UDDI, Web service inspection, Ad-Hoc Discovery, Securing web services.

UNIT IV

Implementing XML in E-Business: B2B – B2C Applications, Different types of B2B interaction, Components of e-business XML systems, ebXML, RosettaNet, Applied XML in vertical industry, web services for mobile devices.

UNIT V

XML Content Management and Security: Semantic Web, Role of Meta data in web content, Resource Description Framework, RDF schema, Architecture of semantic web, content management workflow, XLANG, WSFL, Securing web services.

Text Books:

- 1) Ron Schmelzer et al. “ XML and Web Services”, Pearson Education, 2002.

Reference Books:

- 1) Keith Ballinger, “. NET Web Services Architecture and Implementation”, Pearson Education, 2003.
- 2) David Chappell, “Understanding .NET A Tutorial and Analysis”, Addison Wesley, 2002.
- 3) Kennard Scibner and Mark C.Stiver, “ Understanding SOAP”, SAMS publishing.



JAWAHARLAL NEHRU TECHNOLOGICAL UNIVERSITY: KAKINADA
KAKINADA – 533 003, Andhra Pradesh, India

DEPARTMENT OF COMPUTER SCIENCE & ENGINEERING

- 4) Alexander Nakhimovsky and Tom Myers, “XML Programming: Web Applications and Web Services with JSP and ASP”, Apress, 2002.



JAWAHARLAL NEHRU TECHNOLOGICAL UNIVERSITY: KAKINADA
KAKINADA – 533 003, Andhra Pradesh, India

DEPARTMENT OF COMPUTER SCIENCE & ENGINEERING

IV Year –I Semester	L	T	P	C
	3	0	0	3
CLOUD COMPUTING				

Course Objectives:

- To implement Virtualization
- To implement Task Scheduling algorithms
- Apply Map-Reduce concept to applications
- To build Private Cloud
- Broadly educate to know the impact of engineering on legal and societal issues involved

Course Outcomes:

At the end of the course, student will be able to

- Interpret the key dimensions of the challenge of Cloud Computing
- Examine the economics, financial, and technological implications for selecting cloud computing for own organization
- Assessing the financial, technological, and organizational capacity of employer's for actively initiating and installing cloud-based applications
- Evaluate own organizations' needs for capacity building and training in cloud computing-related IT areas
- Illustrate Virtualization for Data-Center Automation

UNIT I

Introduction: Network centric computing, Network centric content, peer-to-peer systems, cloud computing delivery models and services, Ethical issues, Vulnerabilities, Major challenges for cloud computing. Parallel and Distributed Systems: introduction, architecture, distributed systems, communication protocols, logical clocks, message delivery rules, concurrency, and model concurrency with Petri Nets.

UNIT II

Cloud Infrastructure: At Amazon, The Google Perspective, Microsoft Windows Azure, Open Source Software Platforms, Cloud storage diversity, Inter cloud, energy use and ecological impact, responsibility sharing, user experience, Software licensing, Cloud Computing : Applications and Paradigms: Challenges for cloud, existing cloud applications and new opportunities, architectural styles, workflows, The Zookeeper, HPC on cloud.

UNIT III

Cloud Resource virtualization: Virtualization, layering and virtualization, virtual machine monitors, virtual machines, virtualization- full and para, performance and security isolation, hardware support for virtualization, Case Study: Xen, vBlades, Cloud Resource Management and Scheduling: Policies and Mechanisms, Applications of control theory to task scheduling, Stability of a two-level resource allocation architecture, feedback control based on dynamic thresholds, coordination, resource bundling, scheduling algorithms, fair queuing, start time fair queuing, cloud scheduling subject to deadlines, Scheduling Map Reduce applications, Resource management and dynamic application scaling.

UNIT IV

Storage Systems: Evolution of storage technology, storage models, file systems and database, distributed file systems, general parallel file systems. Google file system. Apache Hadoop, Big Table, Megastore (text book 1), Amazon Simple Storage Service(S3) (Text book 2), Cloud



JAWAHARLAL NEHRU TECHNOLOGICAL UNIVERSITY: KAKINADA
KAKINADA – 533 003, Andhra Pradesh, India

DEPARTMENT OF COMPUTER SCIENCE & ENGINEERING

Security: Cloud security risks, security – a top concern for cloud users, privacy and privacy impact assessment, trust, OS security, Virtual machine security, Security risks.

UNIT V

Cloud Application Development: Amazon Web Services : EC2 – instances, connecting clients, security rules, launching, usage of S3 in Java, Cloud based simulation of a Distributed trust algorithm, Cloud service for adaptive data streaming (Text Book 1), Google: Google App Engine, Google Web Toolkit (Text Book 2), Microsoft: Azure Services Platform, Windows live, Exchange Online, Share Point Services, Microsoft Dynamics CRM (Text Book 2)

Text Books:

- 1) Cloud Computing, Theory and Practice, 1st Edition, Dan C Marinescu, MK Elsevier publisher ,2013
- 2) Cloud Computing, A Practical Approach, 1st Edition, Anthony T Velte, Toby J Velte, Robert Elsenpeter, TMH,2017

Reference Books:

- 1) Mastering Cloud Computing, Foundations and Application Programming, 1st Edition, Raj Kumar Buyya, Christen vecctiola, S Tammarai selvi, TMH,2013
- 2) Essential of Cloud Computing, 1st Edition, K Chandrasekharan, CRC Press, 2014.
- 3) Cloud Computing, A Hands on Approach, Arshdeep Bahga, Vijay Madisetti, Universities Press, 2014.



JAWAHARLAL NEHRU TECHNOLOGICAL UNIVERSITY: KAKINADA
KAKINADA – 533 003, Andhra Pradesh, India

DEPARTMENT OF COMPUTER SCIENCE & ENGINEERING

IV Year –I Semester		L	T	P	C
		3	0	0	3
MEAN STACK TECHNOLOGIES					

Course Objectives:

From the course the student will learn

- Translate user requirements into the overall architecture and implementation of new systems and Manage Project and coordinate with the Client
- Writing optimized front end code HTML and JavaScript
- Monitor the performance of web applications & infrastructure and Troubleshooting web application with a fast and accurate a resolution
- Design and implementation of Robust and Scalable Front End Applications

After the completion of the course, student will be able to

- Enumerate the Basic Concepts of Web & Markup Languages
- Develop web Applications using Scripting Languages & Frameworks
- Make use of Express JS and Node JS frameworks
- Illustrate the uses of web services concepts like restful, react js
- Apply Deployment Techniques & Working with cloud platform

UNIT I

Introduction to Web: Internet and World Wide Web, Domain name service, Protocols: HTTP, FTP, SMTP. Html5 concepts, CSS3, Anatomy of a web page. XML: Document type Definition, XML schemas, Document object model, XSLT, DOM and SAX Approaches.

UNIT II

JavaScript: The Basic of JavaScript: Objects, Primitives Operations and Expressions, Control Statements, Arrays, Functions, Constructors, Pattern Matching using Regular Expressions. Angular Java Script Angular JS Expressions: ARRAY, Objects, \$eval, Strings, Angular JS Form Validation & Form Submission, Single Page Application development using Angular JS.

UNIT III

Node.js: Introduction, Advantages, Node.js Process Model, Node JS Modules. Express.js: Introduction to Express Framework, Introduction to Nodejs , What is Nodejs, Getting Started with Express, Your first Express App, Express Routing, Implementing MVC in Express, Middleware, Using Template Engines, Error Handling , API Handling , Debugging, Developing Template Engines, Using Process Managers, Security & Deployment.

UNIT IV

RESTful Web Services: Using the Uniform Interface, Designing URIs, Web Linking, Conditional Requests. React Js: Welcome to React, Obstacles and Roadblocks, React's Future, Keeping Up with the Changes, Working with the Files, Pure React, Page Setup, The Virtual DOM, React Elements, ReactDOM, Children, Constructing Elements with Data, React Components, DOM Rendering, Factories.

UNIT V

Mongo DB: Introduction, Architecture, Features, Examples, Database Creation & Collection in Mongo DB. Deploying Applications: Web hosting & Domains, Deployment Using Cloud Platforms.



JAWAHARLAL NEHRU TECHNOLOGICAL UNIVERSITY: KAKINADA
KAKINADA – 533 003, Andhra Pradesh, India

DEPARTMENT OF COMPUTER SCIENCE & ENGINEERING

Text Books:

- 1) Programming the World Wide Web, Robert W Sebesta, 7ed, Pearson.
- 2) Web Technologies, Uttam K Roy, Oxford
- 3) Pro Mean Stack Development, ELadElrom, Apress
- 4) Restful Web Services Cookbook, Subbu Allamraju, O'Reilly
- 5) JavaScript & jQuery the missing manual, David sawyer mcfarland, O'Reilly
- 6) Web Hosting for Dummies, Peter Pollock, John Wiley Brand

Reference Books:

- 1) Ruby on Rails up and Running, Lightning fast Web development, Bruce Tate, Curt Hibbs, Oreilly (2006).
- 2) Programming Perl, 4ed, Tom Christiansen, Jonathan Orwant, Oreilly (2012).
- 3) Web Technologies, HTML, JavaScript, PHP, Java, JSP, XML and AJAX, Black book, Dream Tech.
- 4) An Introduction to Web Design, Programming, Paul S Wang, Sanda S Katila, Cengage Learning.
- 5) Express.JS Guide, The Comprehensive Book on Express.js, Azat Mardan, Lean Publishing.

e-Resources:

- 1) <http://www.upriss.org.uk/perl/PerlCourse.html>



JAWAHARLAL NEHRU TECHNOLOGICAL UNIVERSITY: KAKINADA
KAKINADA – 533 003, Andhra Pradesh, India

DEPARTMENT OF COMPUTER SCIENCE & ENGINEERING

IV Year –I Semester		L	T	P	C
		3	0	0	3
AD-HOC AND SENSOR NETWORKS					

Course Objectives:

From the course the student will learn

- Architect sensor networks for various application setups
- Devise appropriate data dissemination protocols and model links cost
- Understanding of the fundamental concepts of wireless sensor networks and has a basic knowledge of the various protocols at various layers
- Evaluate the performance of sensor networks and identify bottlenecks

Course Outcomes:

- Evaluate the principles and characteristics of mobile ad hoc networks (MANETs) and what distinguishes them from infrastructure-based networks
- Determine the principles and characteristics of wireless sensor networks
- Discuss the challenges in designing MAC, routing and transport protocols for wireless ad-hoc sensor networks
- Illustrate the various sensor network Platforms, tools and applications
- Demonstrate the issues and challenges in security provisioning and also familiar with the mechanisms for implementing security and trust mechanisms in MANETs and WSNs

UNIT I

Introduction to Ad Hoc Wireless Networks- Cellular and Ad Hoc Wireless Networks, Characteristics of MANETs, Applications of MANETs, Issues and Challenges of MANETs, Ad Hoc Wireless Internet, MAC protocols for Ad hoc Wireless Networks-Issues, Design Goals and Classifications of the MAC Protocols.

UNIT II

Routing Protocols for Ad Hoc Wireless Networks- Issues in Designing a Routing Protocol, Classifications of Routing Protocols, Topology-based versus Position-based Approaches, Issues and design goals of a Transport layer protocol, Classification of Transport layer solutions, TCP over Ad hoc Wireless Networks, Solutions for TCP over Ad Hoc Wireless Networks, Other Transport layer protocols.

UNIT III

Security protocols for Ad hoc Wireless Networks- Security in Ad hoc Wireless Networks, Network Security Requirements, Issues and Challenges in Security Provisioning, Network Security Attacks, Key Management, Secure Routing in Ad hoc Wireless Networks, Cooperation in MANETs, Intrusion Detection Systems.

UNIT IV

Basics of Wireless Sensors and Applications- The Mica Mote, Sensing and Communication Range, Design Issues, Energy Consumption, Clustering of Sensors, Applications, Data Retrieval in Sensor Networks-Classification of WSNs, MAC layer, Routing layer, Transport layer, High-level application layer support, Adapting to the inherent dynamic nature of WSNs.

UNIT V

Security in WSNs- Security in WSNs, Key Management in WSNs, Secure Data Aggregation in WSNs, Sensor Network Hardware-Components of Sensor Mote, Sensor Network Operating Systems–TinyOS, LA-TinyOS, SOS, RETOS, Imperative Language-nesC, Dataflow Style



JAWAHARLAL NEHRU TECHNOLOGICAL UNIVERSITY: KAKINADA
KAKINADA – 533 003, Andhra Pradesh, India

DEPARTMENT OF COMPUTER SCIENCE & ENGINEERING

Language- TinyGALS, Node-Level Simulators, NS-2 and its sensor network extension, TOSSIM.

Text Books:

- 1) Ad Hoc Wireless Networks – Architectures and Protocols, C. Siva Ram Murthy, B. S. Murthy, Pearson Education, 2004.
- 2) Ad Hoc and Sensor Networks – Theory and Applications, Carlos Corderio Dharma P. Aggarwal, World Scientific Publications / Cambridge University Press, March 2006.
- 3) Wireless Sensor Networks – Principles and Practice, Fei Hu, Xiaojun Cao, An Auerbach book, CRC Press, Taylor & Francis Group, 2010.

Reference Books:

- 1) Wireless Sensor Networks: An Information Processing Approach, Feng Zhao, Leonidas Guibas, Elsevier Science imprint, Morgan Kaufman Publishers, 2005, rp2009.
- 2) Wireless Ad hoc Mobile Wireless Networks – Principles, Protocols and Applications, Subir Kumar Sarkar, et al., Auerbach Publications, Taylor & Francis Group, 2008.
- 3) Ad hoc Networking, Charles E. Perkins, Pearson Education, 2001.
- 4) Wireless Ad hoc Networking, Shih-Lin Wu, Yu-Chee Tseng, Auerbach Publications, Taylor & Francis Group, 2007.



JAWAHARLAL NEHRU TECHNOLOGICAL UNIVERSITY: KAKINADA
KAKINADA – 533 003, Andhra Pradesh, India

DEPARTMENT OF COMPUTER SCIENCE & ENGINEERING

IV Year –I Semester	L	T	P	C
	3	0	0	3
CYBER SECURITY & FORENSICS				

Course Objectives:

- Able to identify security risks and take preventive steps
- To understand the forensics fundamentals
- To understand the evidence capturing process
- To understand the preservation of digital evidence

Course Outcomes:

At the end of the course, student will be able to

- Enumerate the computer forensics fundamentals
- Describe the types of computer forensics technology
- Analyze various computer forensics systems
- Illustrate the methods for data recovery, evidence collection and data seizure
- Identify the Role of CERT-In Security

UNIT I

Introduction to Cybercrime: Introduction, Cybercrime: Definition and Origins of the Word, Cybercrime and Information Security, Cybercriminals, Classifications of Cybercrime, Cyberstalking, Cybercafe and Cybercrimes, Botnets. Attack Vector, Proliferation of Mobile and Wireless Devices, Security Challenges Posed by Mobile Devices, Attacks on Mobile/Cell Phones, Network and Computer Attacks.

UNIT II

Tools and Methods : Proxy Servers and Anonymizers, Phishing, Password Cracking, Keyloggers and Spywares, Virus and Worms, Trojan Horses and Backdoors, Steganography, Sniffers, Spoofing, Session Hijacking Buffer over flow, DoS and DDoS Attacks, SQL Injection, Buffer Overflow, Attacks on Wireless Networks, Identity Theft (ID Theft), Foot Printing and Social Engineering, Port Scanning, Enumeration.

UNIT III

Cyber Crime Investigation: Introduction, Investigation Tools, eDiscovery, Digital Evidence Collection, Evidence Preservation, E-Mail Investigation, E-Mail Tracking, IP Tracking, E-Mail Recovery, Hands on Case Studies. Encryption and Decryption Methods, Search and Seizure of Computers, Recovering Deleted Evidences, Password Cracking.

UNIT IV

Computer Forensics and Investigations: Understanding Computer Forensics, Preparing for Computer Investigations. Current Computer Forensics Tools: Evaluating Computer Forensics Tools, Computer Forensics Software Tools, Computer Forensics Hardware Tools, Validating and Testing Forensics Software, Face, Iris and Fingerprint Recognition, Audio Video Analysis, Windows System Forensics, Linux System Forensics, Graphics and Network Forensics, E-mail Investigations, Cell Phone and Mobile Device Forensics.

UNIT V

Cyber Crime Legal Perspectives: Introduction, Cybercrime and the Legal Landscape around the World, The Indian IT Act, Challenges to Indian Law and Cybercrime Scenario in India, Consequences of Not Addressing the Weakness in Information Technology Act, Digital



JAWAHARLAL NEHRU TECHNOLOGICAL UNIVERSITY: KAKINADA
KAKINADA – 533 003, Andhra Pradesh, India

DEPARTMENT OF COMPUTER SCIENCE & ENGINEERING

Signatures and the Indian IT Act, Amendments to the Indian IT Act, Cybercrime and Punishment, Cyberlaw, Technology and Students: Indian Scenario.

Text Books:

- 1) Sunit Belapure Nina Godbole “Cyber Security: Understanding Cyber Crimes, Computer Forensics and Legal Perspectives”, WILEY, 2011.
- 2) Nelson Phillips and Enfinger Steuart, “Computer Forensics and Investigations”, Cengage Learning, New Delhi, 2009.

Reference Books:

- 1) Michael T. Simpson, Kent Backman and James E. Corley, “Hands on Ethical Hacking and Network Defence”, Cengage, 2019.
- 2) Computer Forensics, Computer Crime Investigation by John R. Vacca, Firewall Media, New Delhi.
- 3) Alfred Basta, Nadine Basta, Mary Brown and Ravinder Kumar “Cyber Security and Cyber Laws” , Cengage, 2018.

e-Resources:

- 1) CERT-In Guidelines- <http://www.cert-in.org.in/>
- 2) <https://www.coursera.org/learn/introduction-cybersecurity-cyber-attacks> [Online Course]
- 3) <https://computersecurity.stanford.edu/free-online-videos> [Free Online Videos]
- 4) Nickolai Zeldovich. 6.858 Computer Systems Security. Fall 2014. Massachusetts Institute of Technology: MIT OpenCourseWare, <https://ocw.mit.edu>. License: [Creative Commons BY-NC-SA](https://creativecommons.org/licenses/by-nc-sa/4.0/).



JAWAHARLAL NEHRU TECHNOLOGICAL UNIVERSITY: KAKINADA
KAKINADA – 533 003, Andhra Pradesh, India

DEPARTMENT OF COMPUTER SCIENCE & ENGINEERING

IV Year –I Semester		L	T	P	C
		0	0	2	1
UML LAB					

Course Objectives:

- To know the practical issues of the different object oriented analysis and design concepts
- Inculcate the art of object oriented software analysis and design
- Apply forward and reverse engineering of a software system
- Carry out the analysis and design of a system in an object oriented way

Course Outcomes:

At the end of the course, student will be able to

- Know the syntax of different UML diagrams
- Create use case documents that capture requirements for a software system
- Create class diagrams that model both the domain model and design model of a software system
- Create interaction diagrams that model the dynamic aspects of a software system
- Write code that builds a software system
- Develop simple applications

Note: For performing the experiments consider any case study (ATM/ Banking / Library /Hospital management systems)

Experiment 1:

Familiarization with Rational Rose or Umbrella environment

Experiment 2:

- a) Identify and analyze events
- b) Identify Use cases
- c) Develop event table

Experiment 3:

- a) Identify & analyze domain classes
- b) Represent use cases and a domain class diagram using Rational Rose
- c) Develop CRUD matrix to represent relationships between use cases and problem domain classes

Experiment 4:

- a) Develop Use case diagrams
- b) Develop elaborate Use case descriptions & scenarios
- c) Develop prototypes (without functionality)

Experiment 5:

- a) Develop system sequence diagrams and high-level sequence diagrams for each use case
- b) Identify MVC classes / objects for each use case
- c) Develop Detailed Sequence Diagrams / Communication diagrams for each use case showing interactions among all the three-layer objects

Experiment 6:

- a) Develop detailed design class model (use GRASP patterns for responsibility assignment)
- b) Develop three-layer package diagrams for each case study



JAWAHARLAL NEHRU TECHNOLOGICAL UNIVERSITY: KAKINADA
KAKINADA – 533 003, Andhra Pradesh, India

DEPARTMENT OF COMPUTER SCIENCE & ENGINEERING

Experiment 7:

- a) Develop Use case Packages
- b) Develop component diagrams
- c) Identify relationships between use cases and represent them
- d) Refine domain class model by showing all the associations among classes

Experiment 8:

Develop sample diagrams for other UML diagrams - state chart diagrams, activity diagrams and deployment diagrams



JAWAHARLAL NEHRU TECHNOLOGICAL UNIVERSITY: KAKINADA
KAKINADA – 533 003, Andhra Pradesh, India

DEPARTMENT OF COMPUTER SCIENCE & ENGINEERING

IV Year –I Semester		L	T	P	C
		0	0	0	2
PROJECT-I					

Note: The marks are awarded based on: Selection of Area, Defining the problem, Submission of the Abstract and Presentation of seminar.



JAWAHARLAL NEHRU TECHNOLOGICAL UNIVERSITY: KAKINADA
KAKINADA – 533 003, Andhra Pradesh, India

DEPARTMENT OF COMPUTER SCIENCE & ENGINEERING

IV Year –I Semester	L	T	P	C
	3	0	0	0
IPR & PATENTS				

Course Objectives:

- To know the importance of Intellectual property rights, which plays a vital role in advanced Technical and Scientific disciplines
- Imparting IPR protections and regulations for further advancement, so that the students can familiarize with the latest developments

Course Outcomes:

- IPR Laws and patents pave the way for innovative ideas which are instrumental for inventions to seek Patents
- Student get an insight on Copyrights, Patents and Software patents which are instrumental for further advancements

UNIT I

Introduction to Intellectual Property Rights (IPR): Concept of Property - Introduction to IPR – International Instruments and IPR - WIPO - TRIPS – WTO -Laws Relating to IPR - IPR Tool Kit - Protection and Regulation - Copyrights and Neighboring Rights – Industrial Property – Patents - Agencies for IPR Registration – Traditional Knowledge –Emerging Areas of IPR - Layout Designs and Integrated Circuits – Use and Misuse of Intellectual Property Rights.

UNIT II

Copyrights and Neighboring Rights: Introduction to Copyrights – Principles of Copyright Protection – Law Relating to Copyrights - Subject Matters of Copyright – Copyright Ownership – Transfer and Duration – Right to Prepare Derivative Works –Rights of Distribution – Rights of Performers – Copyright Registration – Limitations – Infringement of Copyright – Relief and Remedy – Case Law - Semiconductor Chip Protection Act.

UNIT III

Patents: Introduction to Patents - Laws Relating to Patents in India – Patent Requirements – Product Patent and Process Patent - Patent Search - Patent Registration and Granting of Patent - Exclusive Rights – Limitations - Ownership and Transfer — Revocation of Patent – Patent Appellate Board - Infringement of Patent – Compulsory Licensing — Patent Cooperation Treaty – New developments in Patents – Software Protection and Computer related Innovations

UNIT IV

Trademarks: Introduction to Trademarks – Laws Relating to Trademarks – Functions of Trademark – Distinction between Trademark and Property Mark – Marks Covered under Trademark Law - Trade Mark Registration – Trade Mark Maintenance – Transfer of rights - Deceptive Similarities
 Likelihood of Confusion - Dilution of Ownership – Trademarks Claims and Infringement – Remedies – Passing Off Action.

UNIT V

Trade Secrets & Cyber Law and Cyber Crime: Introduction to Trade Secrets – General Principles - Laws Relating to Trade Secrets – Maintaining Trade Secret – Physical Security – Employee Access Limitation – Employee Confidentiality Agreements – Breach of Contract –Law of



JAWAHARLAL NEHRU TECHNOLOGICAL UNIVERSITY: KAKINADA
KAKINADA – 533 003, Andhra Pradesh, India

DEPARTMENT OF COMPUTER SCIENCE & ENGINEERING

Unfair Competition – Trade Secret Litigation – Applying State Law.

Cyber Law – Information Technology Act 2000 - Protection of Online and Computer Transactions –

E-commerce - Data Security – Authentication and Confidentiality - Privacy - Digital Signatures – Certifying Authorities - Cyber Crimes - Prevention and Punishment – Liability of Network Providers.

References Books:

- 1) Intellectual Property Rights (Patents & Cyber Law), Dr. A. Srinivas. Oxford University Press, New Delhi.
- 2) Deborah E.Bouchoux: Intellectual Property, Cengage Learning, New Delhi.
- 3) PrabhuddhaGanguli: Intellectual Property Rights, Tata Mc-Graw –Hill, New Delhi
- 4) Richard Stim: Intellectual Property, Cengage Learning, New Delhi.
- 5) Kompal Bansal &Parishit Bansal Fundamentals of IPR for Engineers, B. S. Publications (Press).
- 6) Cyber Law - Texts & Cases, South-Western's Special Topics Collections.
- 7) R.Radha Krishnan, S.Balasubramanian: Intellectual Property Rights, Excel Books. New Delhi.
- 8) M.Ashok Kumar and MohdIqbal Ali: Intellectual Property Rights, Serials Pub.



JAWAHARLAL NEHRU TECHNOLOGICAL UNIVERSITY: KAKINADA
KAKINADA – 533 003, Andhra Pradesh, India

DEPARTMENT OF COMPUTER SCIENCE & ENGINEERING

IV Year –II Semester	L	T	P	C
	3	0	0	3
MANAGEMENT AND ORGANIZATIONAL BEHAVIOR				

Course Objectives:

- To familiarize with the process of management, principles, leadership styles and basic concepts on Organization
- To provide conceptual knowledge on functional management that is on Human resource management and Marketing management
- To provide basic insight into select contemporary management practices and Strategic Management
- To learn theories of motivation and also deals with individual behavior, their personality and perception of individuals
- To understand about organizations groups that affect the climate of an entire organizations which helps employees in stress management

Course Outcomes:

- After completion of the Course the student will acquire the knowledge on management functions, global leadership and organizational structure
- Will familiarize with the concepts of functional management that is HRM and Marketing of new product developments
- The learner is able to think in strategically through contemporary management practices
- The learner can develop positive attitude through personality development and can equip with motivational theories
- The student can attain the group performance and grievance handling in managing the organizational culture

UNIT I

Introduction: Management and organizational concepts of management and organization- Nature and Importance of Management, Functions of Management, System approach to Management - Taylor's Scientific Management Theory, Fayol's Principles of Management, Leadership Styles, Social responsibilities of Management. Designing Organizational Structures: Basic concepts related to Organization - Departmentation and Decentralization, MBO, Process and concepts.

UNIT II

Functional Management: Human Resource Management (HRM) Concepts of HRM, Basic functions of HR Manager: Manpower planning, Recruitment, Selection, Training and Development, Wage and Salary Administration Performance Appraisal, Grievance Handling and Welfare Administration, Job Evaluation and Merit Rating. Marketing Management: Concepts of Marketing, Marketing mix elements and marketing strategies.

UNIT III

Strategic Management: Strategic Management and Contemporary Strategic Issues: Mission, Goals, Objectives, Policy, Strategy, Programmes, Elements of Corporate Planning Process, Environmental Scanning, Value Chain Analysis, SWOT Analysis, Steps in Strategy Formulation and implementation, Generic Strategy alternatives. Bench Marking and Balanced Score Card as Contemporary Business Strategies.



JAWAHARLAL NEHRU TECHNOLOGICAL UNIVERSITY: KAKINADA
KAKINADA – 533 003, Andhra Pradesh, India

DEPARTMENT OF COMPUTER SCIENCE & ENGINEERING

UNIT IV

Individual Behavior: Perception-Perceptual process- Impression management- Personality development – Socialization – Attitude- Process- Formation- Positive attitude- Change – Learning – Learning organizations- Reinforcement Motivation – Process- Motives – Theories of Motivation: Maslow’s Theory of Human Needs, Douglas McGregor’s Theory X and Theory Y, Herzberg’s Two-Factor Theory of Motivation.

UNIT V

Group Dynamics: Types of Groups, Stages of Group Development, Group Behaviour and Group Performance Factors, Organizational conflicts: Reasons for Conflicts, Consequences of Conflicts in Organization, Types of Conflicts, Strategies for Managing Conflicts, Organizational Climate and Culture, Stress, Causes and effects, coping strategies of stress.

Text Books:

- 1) Subba Rao P., Organizational Behaviour, Himalaya Publishing House. Mumbai
- 2) L.M. Prasad, Principles and Practice of Management.

Reference Books:

- 1) Fred Luthans Organizational Behaviour, TMH, New Delhi.
- 2) Robins, Stephen P., Fundamentals of Management, Pearson, India.
- 3) Kotler Philip & Keller Kevin Lane: Marketing Mangement 12/e, PHI, 2007
- 4) Koontz & Weihrich: Essentials of Management, 6/e, TMH, 2007
- 5) Kanishka Bedi, Production and Operations Management, Oxford University Press, 2007.



JAWAHARLAL NEHRU TECHNOLOGICAL UNIVERSITY: KAKINADA
KAKINADA – 533 003, Andhra Pradesh, India

DEPARTMENT OF COMPUTER SCIENCE & ENGINEERING

IV Year –II Semester		L	T	P	C
		3	0	0	3
Open Elective –III					

Note: The student has to take any one **open elective course** offered in the other departments (or) SWAYAM/NPTEL courses offered by other than parent department. (12 week minimum).

Given below are some of the courses offered by NPTEL/SWAYAM

<p>Electronics & Communication Engineering</p> <ol style="list-style-type: none"> 1) Information Coding Theory 2) VLSI Design 3) Signals & Systems 4) Digital Signal Processing 	<p>Mathematics</p> <ol style="list-style-type: none"> 1) Optimization Techniques 2) Computational Number Theory and Cryptography
<p>Electrical and Electronics Engineering</p> <ol style="list-style-type: none"> 1) Networking Analysis 2) Fuzzy Sets, Logic and Systems & Applications 3) Energy Management Systems and SCADA 4) Industrial Safety Engineering 	<p>Civil Engineering</p> <ol style="list-style-type: none"> 1) Intelligent transportation engineering 2) Remote Sensing and GI 3) Engineering Mechanics 4) City and Metropolitan Planning 5) Sustainable Materials and Green Buildings
<p>Mechanical Engineering</p> <ol style="list-style-type: none"> 1) Industrial Automation and Control 2) Robotics 3) CAD 4) Mechatronics And Manufacturing Automation 5) Non Conventional Energy Resources 	



JAWAHARLAL NEHRU TECHNOLOGICAL UNIVERSITY: KAKINADA
KAKINADA – 533 003, Andhra Pradesh, India

DEPARTMENT OF COMPUTER SCIENCE & ENGINEERING

IV Year –II Semester		L	T	P	C
		3	0	0	3
DEEP LEARNING					

Course Objectives:

- Demonstrate the major technology trends driving Deep Learning
- Build, train and apply fully connected deep neural networks
- Implement efficient (vectorized) neural networks
- Analyze the key parameters and hyper parameters in a neural network's architecture

Course Outcomes:

- Demonstrate the mathematical foundation of neural network
- Describe the machine learning basics
- Differentiate architecture of deep neural network
- Build a convolutional neural network
- Build and train RNN and LSTMs

UNIT I

Linear Algebra: Scalars, Vectors, Matrices and Tensors, Matrix operations, types of matrices, Norms, Eigen decomposition, Singular Value Decomposition, Principal Components Analysis. Probability and Information Theory: Random Variables, Probability Distributions, Marginal Probability, Conditional Probability, Expectation, Variance and Covariance, Bayes' Rule, Information Theory. Numerical Computation: Overflow and Underflow, Gradient-Based Optimization, Constrained Optimization, Linear Least Squares.

UNIT II

Machine Learning: Basics and Underfitting, Hyper parameters and Validation Sets, Estimators, Bias and Variance, Maximum Likelihood, Bayesian Statistics, Supervised and Unsupervised Learning, Stochastic Gradient Descent, Challenges Motivating Deep Learning. Deep Feedforward Networks: Learning XOR, Gradient-Based Learning, Hidden Units, Architecture Design, Back-Propagation and other Differentiation Algorithms.

UNIT III

Regularization for Deep Learning: Parameter Norm Penalties, Norm Penalties as Constrained Optimization, Regularization and Under-Constrained Problems, Dataset Augmentation, Noise Robustness, Semi-Supervised Learning, Multi-Task Learning, Early Stopping, Parameter Tying and Parameter Sharing, Sparse Representations, Bagging and Other Ensemble Methods, Dropout, Adversarial Training, Tangent Distance, Tangent Prop and Manifold Tangent Classifier. Optimization for Training Deep Models: Pure Optimization, Challenges in Neural Network Optimization, Basic Algorithms, Parameter Initialization Strategies, Algorithms with Adaptive Learning Rates, Approximate Second-Order Methods, Optimization Strategies and Meta-Algorithms.

UNIT IV

Convolutional Networks: The Convolution Operation, Pooling, Convolution, Basic Convolution Functions, Structured Outputs, Data Types, Efficient Convolution Algorithms, Random or Unsupervised Features, Basis for Convolutional Networks.



JAWAHARLAL NEHRU TECHNOLOGICAL UNIVERSITY: KAKINADA
KAKINADA – 533 003, Andhra Pradesh, India

DEPARTMENT OF COMPUTER SCIENCE & ENGINEERING

UNIT V

Sequence Modeling: Recurrent and Recursive Nets: Unfolding Computational Graphs, Recurrent Neural Networks, Bidirectional RNNs, Encoder-Decoder Sequence-to-Sequence Architectures, Deep Recurrent Networks, Recursive Neural Networks, Echo State Networks, LSTM, Gated RNNs, Optimization for Long-Term Dependencies, Auto encoders, Deep Generative Models.

Text Books:

- 1) Ian Goodfellow, Yoshua Bengio, Aaron Courville, “Deep Learning”, MIT Press, 2016.
- 2) Josh Patterson and Adam Gibson, “Deep learning: A practitioner's approach”, O'Reilly Media, First Edition, 2017.

Reference Books:

- 1) Fundamentals of Deep Learning, Designing next-generation machine intelligence algorithms, Nikhil Buduma, O'Reilly, Shroff Publishers, 2019.
- 2) Deep learning Cook Book, Practical recipes to get started Quickly, Douwe Osinga, O'Reilly, Shroff Publishers, 2019.

e-Resources:

- 1) <https://keras.io/datasets/>
- 2) <http://deeplearning.net/tutorial/deeplearning.pdf>
- 3) <https://arxiv.org/pdf/1404.7828v4.pdf>



JAWAHARLAL NEHRU TECHNOLOGICAL UNIVERSITY: KAKINADA
KAKINADA – 533 003, Andhra Pradesh, India

DEPARTMENT OF COMPUTER SCIENCE & ENGINEERING

IV Year –II Semester		L	T	P	C
		3	0	0	3
QUANTUM COMPUTING					

Course Objectives:

- This course teaches the fundamentals of quantum information processing, including quantum computation, quantum cryptography, and quantum information theory.

Course Outcomes:

By the end of this course, the student is able to

- Analyze the behaviour of basic quantum algorithms
- Implement simple quantum algorithms and information channels in the quantum circuit model
- Simulate a simple quantum error-correcting code
- Prove basic facts about quantum information channels

UNIT I

Introduction: Quantum Measurements Density Matrices, Positive-Operator Valued Measure, Fragility of quantum information: Decoherence, Quantum Superposition and Entanglement, Quantum Gates and Circuits.

UNIT II

Quantum Basics and Principles: No cloning theorem & Quantum Teleportation, Bell's inequality and its implications, Quantum Algorithms & Circuits.

UNIT III

Algorithms: Deutsch and Deutsch–Jozsa algorithms, Grover's Search Algorithm, Quantum Fourier Transform, Shore's Factorization Algorithm.

UNIT IV

Performance, Security and Scalability: Quantum Error Correction: Fault tolerance; Quantum Cryptography, Implementing Quantum Computing: issues of fidelity; Scalability in quantum computing.

UNIT V

Quantum Computing Models: NMR Quantum Computing, Spintronics and QED MODEL, Linear Optical MODEL, Nonlinear Optical Approaches; Limits of all the discussed approaches, Future of Quantum computing.

Text Books:

- 1) Eric R. Johnston, Nic Harrigan, Mercedes and Gimeno-Segovia "Programming Quantum Computers: Essential Algorithms And Code Samples, SHROFF/ O'Reilly.
- 2) Dr. Christine Corbett Moran, Mastering Quantum Computing with IBM QX: Explore the world of quantum computing using the Quantum Composer and Qiskit, Kindle Edition Packt
- 3) V.K Sahni, Quantum Computing (with CD), TATA McGrawHill.



JAWAHARLAL NEHRU TECHNOLOGICAL UNIVERSITY: KAKINADA
KAKINADA – 533 003, Andhra Pradesh, India

DEPARTMENT OF COMPUTER SCIENCE & ENGINEERING

Reference Books:

- 1) Chris Bernhardt, Quantum Computing for Everyone (The MIT Press).
- 2) Michael A. Nielsen and Issac L. Chuang, “Quantum Computation and Information”, Cambridge (2002).
- 3) Riley Tipton Perry, “Quantum Computing from the Ground Up”, World Scientific Publishing Ltd (2012).
- 4) Scott Aaronson, “Quantum Computing since Democritus”, Cambridge (2013).
- 5) P. Kok, B. Lovett, “Introduction to Optical Quantum Information Processing”, Cambridge.

e-Resources:

- 1) <https://nptel.ac.in/courses/104104082/>
- 2) https://swayam.gov.in/nd1_noc19_cy31/preview



JAWAHARLAL NEHRU TECHNOLOGICAL UNIVERSITY: KAKINADA
KAKINADA – 533 003, Andhra Pradesh, India

DEPARTMENT OF COMPUTER SCIENCE & ENGINEERING

IV Year –II Semester		L	T	P	C
		3	0	0	3
DevOps					

Course Objectives:

- DevOps improves collaboration and productivity by automating infrastructure and workflows and continuously measuring applications performance

Course Outcomes:

At the end of the course, student will be able to

- Enumerate the principles of continuous development and deployment, automation of configuration management, inter-team collaboration, and IT service agility
- Describe DevOps & DevSecOps methodologies and their key concepts
- Illustrate the types of version control systems, continuous integration tools, continuous monitoring tools, and cloud models
- Set up complete private infrastructure using version control systems and CI/CD tools

UNIT I

Phases of Software Development life cycle. Values and principles of agile software development.

UNIT II

Fundamentals of DevOps: Architecture, Deployments, Orchestration, Need, Instance of applications, DevOps delivery pipeline, DevOps eco system.

UNIT III

DevOps adoption in projects: Technology aspects, Agiling capabilities, Tool stack implementation, People aspect, processes

UNIT IV

CI/CD: Introduction to Continuous Integration, Continuous Delivery and Deployment , Benefits of CI/CD, Metrics to track CICD practices

UNIT V

Devops Maturity Model: Key factors of DevOps maturity model, stages of Devops maturity model, DevOps maturity Assessment

Text Books:

- 1) The DevOps Handbook: How to Create World-Class Agility, Reliability, and Security in Technology Organizations, Gene Kim , John Willis , Patrick Debois , Jez Humb, 1st Edition, O'Reilly publications, 2016.
- 2) What is Devops? Infrastructure as code, 1st Edition, Mike Loukides ,O'Reilly publications, 2012.

Reference Books:

- 1) Building a DevOps Culture, 1st Edition, Mandi Walls, O'Reilly publications, 2013.
- 2) The DevOps 2.0 Toolkit: Automating the Continuous Deployment Pipeline With Containerized Microservices, 1st Edition, Viktor Farcic, CreateSpace Independent Publishing Platform publications, 2016
- 3) Continuous Delivery: Reliable Software Releases Through Build, Test, and Deployment Automation, 1st Edition, Jez Humble and David Farley, 2010.
- 4) Achieving DevOps: A Novel About Delivering the Best of Agile, DevOps, and



JAWAHARLAL NEHRU TECHNOLOGICAL UNIVERSITY: KAKINADA
KAKINADA – 533 003, Andhra Pradesh, India

DEPARTMENT OF COMPUTER SCIENCE & ENGINEERING

microservices, 1st Edition, Dave Harrison, Knox Lively, Apress publications, 2019

e-Resources:

- 1) <https://www.javatpoint.com/devops>
- 2) <https://github.com/nkatre/Free-DevOps-Books-1/blob>



JAWAHARLAL NEHRU TECHNOLOGICAL UNIVERSITY: KAKINADA
KAKINADA – 533 003, Andhra Pradesh, India

DEPARTMENT OF COMPUTER SCIENCE & ENGINEERING

IV Year –II Semester		L	T	P	C
		3	0	0	3
BLOCKCHAIN TECHNOLOGIES					

Course Objectives:

By the end of the course, students will be able to

- Understand how block chain systems (mainly Bit coin and Ethereum) work and to securely interact with them,
- Design, build, and deploy smart contracts and distributed applications,
- Integrate ideas from block chain technology into their own projects.

Course Outcomes:

At the end of the course, student will be able to

- Demonstrate the foundation of the Block chain technology and understand the processes in payment and funding.
- Identify the risks involved in building Block chain applications.
- Review of legal implications using smart contracts.
- Choose the present landscape of Blockchain implementations and Understand Crypto currency markets
- Examine how to profit from trading crypto currencies.

UNIT I

Introduction, Scenarios, Challenges Articulated, Blockchain, Blockchain Characteristics, Opportunities Using Blockchain, History of Blockchain.

Evolution of Blockchain : Evolution of Computer Applications, Centralized Applications, Decentralized Applications, Stages in Blockchain Evolution, Consortia, Forks, Public Blockchain Environments, Type of Players in Blockchain Ecosystem, Players in Market.

UNIT II

Blockchain Concepts: Introduction, Changing of Blocks, Hashing, Merkle-Tree, Consensus, Mining and Finalizing Blocks, Currency aka tokens, security on blockchain, data storage on blockchain, wallets, coding on blockchain: smart contracts, peer-to-peer network, types of blockchain nodes, risk associated with blockchain solutions, life cycle of blockchain transaction.

UNIT III

Architecting Blockchain solutions: Introduction, Obstacles for Use of Blockchain, Blockchain Relevance Evaluation Framework, Blockchain Solutions Reference Architecture, Types of Blockchain Applications.

Cryptographic Tokens, Typical Solution Architecture for Enterprise Use Cases, Types of Blockchain Solutions, Architecture Considerations, Architecture with Blockchain Platforms, Approach for Designing Blockchain Applications.

UNIT IV

Ethereum Blockchain Implementation: Introduction, Tuna Fish Tracking Use Case, Ethereum Ecosystem, Ethereum Development, Ethereum Tool Stack, Ethereum Virtual Machine, Smart Contract Programming, Integrated Development Environment, Truffle Framework, Ganache, Unit Testing, Ethereum Accounts, MyEtherWallet, Ethereum Networks/Environments, Infura, Etherscan, Ethereum Clients, Decentralized Application, Metamask, Tuna Fish Use Case Implementation, OpenZeppelin Contracts

UNIT V

Hyperledger Blockchain Implementation, Introduction, Use Case – Car Ownership Tracking, Hyperledger Fabric, Hyperledger Fabric Transaction Flow, FabCar Use Case Implementation, Invoking Chaincode Functions Using Client Application.



JAWAHARLAL NEHRU TECHNOLOGICAL UNIVERSITY: KAKINADA
KAKINADA – 533 003, Andhra Pradesh, India

DEPARTMENT OF COMPUTER SCIENCE & ENGINEERING

Advanced Concepts in Blockchain: Introduction, InterPlanetary File System (IPFS), Zero-Knowledge Proofs, Oracles, Self-Sovereign Identity, Blockchain with IoT and AI/ML Quantum Computing and Blockchain, Initial Coin Offering, Blockchain Cloud Offerings, Blockchain and its Future Potential.

Text Books:

- 1) Ambadas, Arshad Sarfarz Ariff, Sham “Blockchain for Enterprise Application Developers”, Wiley
- 2) Andreas M. Antonopoulos, “Mastering Bitcoin: Programming the Open Blockchain” , O’Reilly

Reference Books:

- 1) Blockchain: A Practical Guide to Developing Business, Law, and Technology Solutions, Joseph Bambara, Paul R. Allen, Mc Graw Hill.
- 2) Blockchain: Blueprint for a New Economy, Melanie Swan, O’Reilly

e-Resources:

- 1) <https://github.com/blockchainedindia/resources>



JAWAHARLAL NEHRU TECHNOLOGICAL UNIVERSITY: KAKINADA
KAKINADA – 533 003, Andhra Pradesh, India

DEPARTMENT OF COMPUTER SCIENCE & ENGINEERING

IV Year –II Semester	L	T	P	C
	3	0	0	3
BIG DATA ANALYTICS				

Course Objectives:

- To optimize business decisions and create competitive advantage with Big Data analytics
- To learn to analyze the big data using intelligent techniques
- To introduce programming tools PIG & HIVE in Hadoop ecosystem

Course Outcomes:

At the end of the course, the students will be able to

- Illustrate big data challenges in different domains including social media, transportation, finance and medicine
- Use various techniques for mining data stream
- Design and develop Hadoop
- Identify the characteristics of datasets and compare the trivial data and big data for various applications
- Explore the various search methods and visualization techniques

UNIT I

Introduction: Introduction to big data: Introduction to Big Data Platform, Challenges of Conventional Systems, Intelligent data analysis, Nature of Data, Analytic Processes and Tools, Analysis vs Reporting.

UNIT II

Stream Processing: Mining data streams: Introduction to Streams Concepts, Stream Data Model and Architecture, Stream Computing, Sampling Data in a Stream, Filtering Streams, Counting Distinct Elements in a Stream, Estimating Moments, Counting Oneness in a Window, Decaying Window, Real time Analytics Platform (RTAP) Applications, Case Studies - Real Time Sentiment Analysis - Stock Market Predictions.

UNIT III

Introduction to Hadoop: Hadoop: History of Hadoop, the Hadoop Distributed File System, Components of Hadoop Analysing the Data with Hadoop, Scaling Out, Hadoop Streaming, Design of HDFS, Java interfaces to HDFS Basics, Developing a Map Reduce Application, How Map Reduce Works, Anatomy of a Map Reduce Job run, Failures, Job Scheduling, Shuffle and Sort, Task execution, Map Reduce Types and Formats, Map Reduce Features Hadoop environment.

UNIT IV

Frameworks and Applications: Frameworks: Applications on Big Data Using Pig and Hive, Data processing operators in Pig, Hive services, HiveQL, Querying Data in Hive, fundamentals of HBase and ZooKeeper.

UNIT V

Predictive Analytics and Visualizations: Predictive Analytics, Simple linear regression, Multiple linear regression, Interpretation of regression coefficients, Visualizations, Visual data analysis techniques, interaction techniques, Systems and application



JAWAHARLAL NEHRU TECHNOLOGICAL UNIVERSITY: KAKINADA
KAKINADA – 533 003, Andhra Pradesh, India

DEPARTMENT OF COMPUTER SCIENCE & ENGINEERING

Text Books:

- 1) Tom White, “Hadoop: The Definitive Guide”, Third Edition, O’reilly Media, Fourth Edition, 2015.
- 2) Chris Eaton, Dirk DeRoos, Tom Deutsch, George Lapis, Paul Zikopoulos, “Understanding Big Data: Analytics for Enterprise Class Hadoop and Streaming Data”, McGrawHill Publishing, 2012.
- 3) Anand Rajaraman and Jeffrey David Ullman, “Mining of Massive Datasets”, CUP, 2012

Reference Books:

- 1) Bill Franks, “Taming the Big Data Tidal Wave: Finding Opportunities in Huge Data Streams with Advanced Analytics”, John Wiley & sons, 2012.
- 2) Paul Zikopoulos, Dirk deRoos, Krishnan Parasuraman, Thomas Deutsch, James Giles, David Corrigan, “Harness the Power of Big Data: The IBM Big Data Platform”, Tata McGraw Hill Publications, 2012.
- 3) Arshdeep Bahga and Vijay Madisetti, “Big Data Science & Analytics: A Hands On Approach”, VPT, 2016.
- 4) Bart Baesens, “Analytics in a Big Data World: The Essential Guide to Data Science and its Applications (WILEY Big Data Series)”, John Wiley & Sons, 2014.



JAWAHARLAL NEHRU TECHNOLOGICAL UNIVERSITY: KAKINADA
KAKINADA – 533 003, Andhra Pradesh, India

DEPARTMENT OF COMPUTER SCIENCE & ENGINEERING

Open Electives to be offered by CSE for Other Branches:

Open Elective I:

For syllabus Refer to

Data Structures	CS2103
Java Programming	CS2201
Database Management Systems	CS2203
C++ Programming	CS2104
Operating Systems	CS2202
Internet of Things	PE4101

Open Elective II:

Problem Solving using Python	ES1201
Web Technologies	CS3201
Machine Learning	CS4103
Distributed Computing	CS3202
AI Tools & Techniques	CS3104
Data Science	PE4101

Open Elective III:

Big Data	PE4201
Image Processing	
Mobile Application Development	
Cyber Security	
Deep Learning	PE4201
Blockchain Technologies	PE4201



JAWAHARLAL NEHRU TECHNOLOGICAL UNIVERSITY: KAKINADA
KAKINADA – 533 003, Andhra Pradesh, India

DEPARTMENT OF COMPUTER SCIENCE & ENGINEERING

Open Elective III (Offered by CSE to other departments)

IMAGE PROCESSING

Course Objectives:

- To become familiar with digital image fundamentals
- To get exposed to simple image enhancement techniques in Spatial and Frequency domain
- To learn concepts of degradation function and restoration techniques
- To study the image segmentation and representation techniques
- To become familiar with image compression and recognition methods

Course Outcomes:

At the end of the course, the students will be able to:

- Know and understand the basics and fundamentals of digital image processing, such as digitization, sampling, quantization, and 2D-transforms
- Operate on images using the techniques of smoothing, sharpening and enhancement.
- Use the restoration concepts and filtering techniques
- Illustrate the basics of segmentation

UNIT I

Digital Image Fundamentals: Steps in Digital Image Processing – Components – Elements of Visual Perception – Image Sensing and Acquisition – Image Sampling and Quantization – Relationships between pixels - Color image fundamentals - RGB, HSI models, Two-dimensional mathematical preliminaries, 2D transforms - DFT, DCT.

UNIT II

Image Enhancement: Spatial Domain: Gray level transformations – Histogram processing – Basics of Spatial Filtering– Smoothing and Sharpening Spatial Filtering, Frequency Domain: Introduction to Fourier Transform– Smoothing and Sharpening frequency domain filters – Ideal, Butterworth and Gaussian filters, Homomorphic filtering, Color image enhancement.

UNIT III

Image Restoration: Image Restoration - degradation model, Properties, Noise models – Mean Filters – Order Statistics – Adaptive filters – Band reject Filters – Band pass Filters – Notch Filters – Optimum Notch Filtering – Inverse Filtering – Wiener filtering.

UNIT IV

Image Segmentation: Edge detection, Edge linking via Hough transform – Thresholding - Region based segmentation – Region growing – Region splitting and merging – Morphological processing- erosion and dilation, Segmentation by morphological watersheds – basic concepts – Dam construction – Watershed segmentation algorithm.

UNIT V

Image Compression and Recognition: Need for data compression, Huffman, Run Length Encoding, Shift codes, Arithmetic coding, JPEG standard, MPEG. Boundary representation, Boundary description, Fourier Descriptor, Regional Descriptors – Topological feature, Texture - Patterns and Pattern classes - Recognition based on matching.

Text Books:

- 1) Rafael C. Gonzalez, Richard E. Woods, Digital Image Processing, Pearson, Third Edition, 2010.



JAWAHARLAL NEHRU TECHNOLOGICAL UNIVERSITY: KAKINADA
KAKINADA – 533 003, Andhra Pradesh, India

DEPARTMENT OF COMPUTER SCIENCE & ENGINEERING

- 2) Anil K. Jain, Fundamentals of Digital Image Processing, Pearson, 2002.

Reference Books:

- 1) Kenneth R. Castleman, Digital Image Processing, Pearson, 2006.
- 2) D.E. Dudgeon and RM. Mersereau, Multidimensional Digital Signal Processing, Prentice Hall Professional Technical Reference, 1990.
- 3) William K. Pratt, Digital Image Processing, John Wiley, New York, 2002.



JAWAHARLAL NEHRU TECHNOLOGICAL UNIVERSITY: KAKINADA
KAKINADA – 533 003, Andhra Pradesh, India

DEPARTMENT OF COMPUTER SCIENCE & ENGINEERING

Open Elective III (Offered by CSE to other departments)
MOBILE APPLICATION DEVELOPMENT

Course Objectives:

- To demonstrate the introduction and characteristics of mobile applications
- Application models of mobile application frameworks. Managing application data and User-interface design for mobile applications
- Integrating networking, the OS and hardware into mobile-applications
- Addressing enterprise requirements in mobile applications – performance, scalability, modifiability, availability and security
- Testing methodologies for mobile applications– Publishing, deployment, maintenance and management. To demonstrate their skills of using Android software development tools
- To demonstrate their ability to deploy software to mobile devices

Course Outcomes:

Upon completion of the course students should be able to:

- Install and configure Android application development tools.
- Design and develop user Interfaces for the Android platform.
- Use state information across important operating system events.
- Apply Java programming concepts to Android application development.

UNIT I

Introduction to mobile devices: Introduction to Mobile Computing, Introduction to Android Development Environment, Mobile devices vs. desktop devices, ARM and Intel architectures, Screen resolution, Touch interfaces, Application deployment, App Store, Google Play, Windows Store.

Development environments: XCode, Eclipse, VS2012, PhoneGAP, etc.; Native vs. web applications.

Factors in Developing Mobile Applications: Mobile Software Engineering, Frameworks and Tools, Generic UI Development, Android User.

UNIT II

Android User Interface: Measurements – Device and pixel density independent measuring units
 User Interface (UI) Components – Editable and non editable Text Views, Buttons, Radio and Toggle Buttons, Checkboxes, Spinners, Dialog and pickers
 Fragments – Creating fragments, Lifecycle of fragments, Fragment states, Adding fragments to Activity, adding, removing and replacing fragments with fragment transactions, interfacing between fragments and Activities, Multi-screen Activities.

UNIT III

Back Ground Running Process, Networking And Telephony Services: Services: Introduction to services – local service, remote service and binding the service, the communication between service and activity, Intent Service.

MultiThreading: Handlers, AsyncTask.

Android network programming: Http Url Connection, Connecting to REST-based and SOAP based Web services.

Broad cast receivers: Local Broadcast Manager, Dynamic broadcast receiver, System Broadcast. Pending Intent, Notifications.



JAWAHARLAL NEHRU TECHNOLOGICAL UNIVERSITY: KAKINADA
KAKINADA – 533 003, Andhra Pradesh, India

DEPARTMENT OF COMPUTER SCIENCE & ENGINEERING

UNIT IV

Android: Introduction – Establishing the development environment – Android architecture – Activities and views – Interacting with UI – Persisting data using SQLite – Packaging and deployment – Interaction with server side applications – Using Google Maps, GPS and Wifi – Integration with social media applications.

UNIT V

Advanced Topics: Power Management: Wake locks and assertions, Low-level OS support, Writing power-smart applications.

Augmented Reality via GPS and other sensors: GPS, Accelerometer, Camera.

Mobile device security in depth: Mobile malware, Device protections, iOS “Jailbreaking”, Android “rooting” and Windows’ “defenestration”; Security and Hacking: Active Transactions, More on Security, Hacking Android.

Text Books:

- 1) Bill Phillips, Chris Stewart, Brian Hardy, and Kristin Marsicano, Android Programming: The Big Nerd
- 2) Ranch Guide, Big Nerd Ranch LLC, 2nd edition, 2015.
- 3) Valentino Lee, Heather Schneider, and Robbie Schell, Mobile Applications: Architecture, Design and Development, Prentice Hall, 2004.
- 4) Professional Android 4 Application Development, Reto Meier, Wiley India, (Wrox) , 2012
- 5) Android Application Development for Java Programmers, James C Sheusi, Cengage Learning, 2013
- 6) Dawn Griffiths, David Griffiths, “*Head First: Android Development*” ,O’Reilly2015,ISBN: 9781449362188
- 7) <http://developer.android.com/develop/index.html>
- 8) Jeff McWherter and Scott Gowell, "Professional Mobile Application Development", Wrox, 2012

Reference Books:

- 1) Beginning Android 4 Application Development, Wei-Meng Lee, Wiley India (Wrox), 2013
- 2) Tomasz Nurkiewicz and Ben Christensen, Reactive Programming with RxJava, O’Reilly Media, 2016.
- 3) Brian Fling, Mobile Design and Development, O’Reilly Media, Inc., 2009.
- 4) Maximiliano Firtman, Programming the Mobile Web, O’Reilly Media, Inc., 2nd ed., 2013.
- 5) Cristian Crumlish and Erin Malone, Designing Social Interfaces, 2nd ed., O’Reilly Media, Inc., 2014.
- 6) Suzanne Ginsburg, Designing the iPhone User Experience: A User-Centered Approach to Sketching and Prototyping iPhone Apps, Addison-Wesley Professional, 2010.



JAWAHARLAL NEHRU TECHNOLOGICAL UNIVERSITY: KAKINADA
KAKINADA – 533 003, Andhra Pradesh, India

DEPARTMENT OF COMPUTER SCIENCE & ENGINEERING

Open Elective III (Offered by CSE to other departments)

CYBER SECURITY

Course Objectives:

- In this course, the student will learn about the essential building blocks and basic concepts around cyber security such as Confidentiality, Integrity, Availability, Authentication, Authorization, Vulnerability, Threat & Risk and so on.

Course Outcomes:

At the end of the course, the students will be able to:

- Illustrate the broad set of technical, social & political aspects of Cyber Security and security management methods to maintain security protection
- Appreciate the vulnerabilities and threats posed by criminals, terrorist and nation states to national infrastructure
- Illustrate the nature of secure software development and operating systems
- Demonstrate the role security management plays in cyber security defense and legal and social issues at play in developing solutions.

UNIT I

Introduction: Introduction to Computer Security, Threats, Harm, Vulnerabilities, Controls, Authentication, Access Control, and Cryptography, Authentication, Access Control, Cryptography.

Programs and Programming: Unintentional (Non-malicious) Programming Oversights, Malicious Code—Malware, Countermeasures.

UNIT II

Web Security: User Side, Browser Attacks, Web Attacks Targeting Users, Obtaining User or Website Data, Email Attacks.

Operating Systems Security: Security in Operating Systems, Security in the Design of Operating Systems, Rootkit.

UNIT III

Network Security: Network Concepts, Threats to Network Communications, Wireless Network Security, Denial of Service, Distributed Denial-of-Service Strategic Defenses: Security Countermeasures, Cryptography in Network Security, Firewalls, Intrusion Detection and Prevention Systems, Network Management .

Cloud Computing and Security: Cloud Computing Concepts, Moving to the Cloud, Cloud Security Tools and Techniques, Cloud Identity Management, Securing IaaS.

UNIT IV

Privacy: Privacy Concepts, Privacy Principles and Policies, Authentication and Privacy, Data Mining, Privacy on the Web, Email Security, Privacy Impacts of Emerging Technologies, Where the Field Is Headed.

Management and Incidents: Security Planning, Business Continuity Planning, Handling Incidents, Risk Analysis, Dealing with Disaster.

UNIT V

Legal Issues and Ethics: Protecting Programs and Data, Information and the Law, Rights of Employees and Employers, Redress for Software Failures, Computer Crime, Ethical Issues in Computer Security, Incident Analysis with Ethics Emerging Topics: The Internet of Things, Economics, Computerized Elections, Cyber Warfare.



JAWAHARLAL NEHRU TECHNOLOGICAL UNIVERSITY: KAKINADA
KAKINADA – 533 003, Andhra Pradesh, India

DEPARTMENT OF COMPUTER SCIENCE & ENGINEERING

Text Books:

- 1) Pfleeger, C.P., Security in Computing, Prentice Hall, 2010, 5th edition.
- 2) Schneier, Bruce. Applied Cryptography, Second Edition, John Wiley & Sons, 1996

Reference Books:

- 1) Rhodes-Ousley, Mark. Information Security: The Complete Reference, Second Edition, Information Security Management: Concepts and Practice, McGraw-Hill, 2013.
- 2) Whitman, Michael E. and Herbert J. Mattord. Roadmap to Information Security for IT and Infosec Managers. Boston, MA: Course Technology, 2011.

COURSE STRUCTURE AND SYLLABUS

For

COMPUTER SCIENCE AND ENGINEERING

(Applicable for batches admitted from 2016-2017)



JAWAHARLAL NEHRU TECHNOLOGICAL UNIVERSITY: KAKINADA
KAKINADA - 533 003, Andhra Pradesh, India

I Year - I Semester

S. No.	Subjects	L	T	P	Credits
1-HS	English – I	4	--	--	3
2-BS	Mathematics - I	4	--	--	3
3-BS	Mathematics – II (Mathematical Methods)	4	--	--	3
4-BS	Applied Physics	4	--	--	3
5	Computer Programming	4	--	--	3
6-ES	Engineering Drawing	4	--	--	3
7-HS	English - Communication Skills Lab - 1	--	--	3	2
8-BS	Applied / Engineering Physics Lab	--	--	3	2
9-ES	Applied / Engineering Physics – Virtual Labs – Assignments	--	--	2	--
10	Computer Programming Lab	--	--	3	2
Total Credits					24

I Year - II SEMESTER

S. No.	Subjects	L	T	P	Credits
1-HS	English – II	4	--	--	3
2-BS	Mathematics - III	4	--	--	3
3-BS	Applied Chemistry	4	--	--	3
4	Object Oriented Programming through C++	4	--	--	3
5-HS	Environmental Studies	4	--	--	3
6-ES	Engineering Mechanics	4	--	--	3
7-BS	Applied / Engineering Chemistry Laboratory	--	--	3	2
8-HS	English - Communication Skills Lab – 2	--	--	3	2
9	Object Oriented Programming Lab	--	--	3	2
Total Credits					24

II Year - I Semester

S. No.	Subjects	L	T	P	Credits
1-HS	Statistics with R Programming	4	--	--	3
2	Mathematical Foundations of Computer Science	4	--	--	3
3	Digital Logic Design	4	--	--	3
4	Python Programming	4	--	--	3
5	Data Structures through C++	4	--	--	3
6	Computer Graphics	4	--	--	3
7	Data Structures through C++Lab	--	--	3	2
8	Python Programming Lab	--	--	3	2
Total Credits					22

II Year - II Semester

S. No.	Subjects	L	T	P	Credits
1	Software Engineering	4	--	--	3
2	Java Programming	4	--	--	3
3	Advanced Data Structures	4	--	--	3
4	Computer Organization	4	--	--	3
5	Formal Languages and Automata Theory	4	--	--	3
6	Principles of Programming Languages	4	--	--	3
7	Advanced Data Structures Lab	--	--	3	2
8	Java Programming Lab	--	--	3	2
Total Credits					22

III Year - I Semester

S. No.	Subjects	L	T	P	Credits
1	Compiler Design	4	--	--	3
2	Unix Programming	4	--	--	3
3	Object Oriented Analysis and Design using UML	4	--	--	3
4	Database Management Systems	4	--	--	3
5	Operating Systems	4	--	--	3
6	Unified Modeling Lab	--	--	3	2
7	Operating System & Linux Programming Lab	--	--	3	2
8	Database Management System Lab	--	--	3	2
MC	Professional Ethics & Human Values	--	3	--	--
Total Credits					21

III Year - II Semester

S. No.	Subjects	L	T	P	Credits
1	Computer Networks	4	2	--	3
2	Data Warehousing and Mining	4	--	--	3
3	Design and Analysis of Algorithms	4	--	--	3
4	Software Testing Methodologies	4	--	--	3
5	Open Elective: i. Artificial Intelligence ii. Internet of Things iii. Cyber Security iv. Digital Signal Processing v. Embedded Systems vi. Robotics	4	--	--	3
6	Network Programming Lab	--	--	3	2
7	Software Testing Lab	--	--	3	2
8	Data Warehousing and Mining Lab	--	--	3	2
9	IPR & Patents	--	2	--	--
Total Credits					21

IV Year - I Semester

S. No.	Subjects	L	T	P	Credits
1	Cryptography and Network Security	4	--	--	3
2	Software Architecture & Design Patterns	4	--	--	3
3	Web Technologies	4	--	--	3
4- HS	Managerial Economics and Financial Analysis	4	--	--	3
5	Elective-I i. Big Data Analytics ii. Information Retrieval Systems iii. Mobile Computing	4	--	--	3
6	Elective-II i. Cloud Computing ii. Software Project Management iii. Scripting Languages	4	--	--	3
7	Software Architecture & Design Patterns Lab	--	--	3	2
8	Web Technologies Lab	--	--	3	2
Total Credits					22

IV Year - II Semester

S. No.	Subjects	L	T	P	Credits
1	Distributed Systems	4	--	--	3
2- HS	Management Science	4	--	--	3
3	Machine Learning	4	--	--	3
4	Elective-III i. Concurrent and Parallel Programming ii. Artificial Neural Networks iii. Operations Research	4	--	--	3
5	Seminar	--	3	--	2
6	Project	--	--	--	10
Total Credits					24

Total Course Credits = 48+44 + 42 + 46 = 180

SYLLABUS

I Year - I Semester

L	T	P	C
4	0	0	3

ENGLISH - I

Introduction:

In view of the growing importance of English as a tool for global communication and the consequent emphasis on training the students to acquire communicative competence, the syllabus has been designed to develop linguistic and communicative competence of the students of Engineering.

As far as the detailed Textbooks are concerned, the focus should be on the skills of listening, speaking, reading and writing. The nondetailed Textbooks are meant for extensive reading for pleasure and profit.

Thus the stress in the syllabus is primarily on the development of communicative skills and fostering of ideas.

Objectives:

1. To improve the language proficiency of the students in English with emphasis on LSRW skills.
2. To enable the students to study and comprehend the prescribed lessons and subjects more effectively relating to their theoretical and practical components.
3. To develop the communication skills of the students in both formal and informal situations.

LISTENING SKILLS:

Objectives:

1. To enable the students to appreciate the role of listening skill and improve their pronunciation.
2. To enable the students to comprehend the speech of people belonging to different backgrounds and regions.
3. To enable the students to listen for general content, to fill up information and for specific information.

SPEAKING SKILLS:

Objectives:

1. To make the students aware of the importance of speaking for their personal and professional communication.
2. To enable the students to express themselves fluently and accurately in social and professional success.
3. To help the students describe objects, situations and people.
4. To make the students participate in group activities like roleplays, discussions and debates.
5. To make the students participate in Just a Minute talks.

READING SKILLS:

Objectives:

1. To enable the students to comprehend a text through silent reading.
2. To enable the students to guess the meanings of words, messages and inferences of texts in given contexts.
3. To enable the students to skim and scan a text.
4. To enable the students to identify the topic sentence.
5. To enable the students to identify discourse features.
6. To enable the students to make intensive and extensive reading.

WRITING SKILLS:

Objectives:

1. To make the students understand that writing is an exact formal skills.
2. To enable the students to write sentences and paragraphs.
3. To make the students identify and use appropriate vocabulary.
4. To enable the students to narrate and describe.
5. To enable the students capable of note-making.
6. To enable the students to write coherently and cohesively.
7. To make the students to write formal and informal letters.
8. To enable the students to describe graphs using expressions of comparison.
9. To enable the students to write technical reports.

Methodology:

1. The class are to be learner-centered where the learners are to read the texts to get a comprehensive idea of those texts on their own with the help of the peer group and the teacher.
2. Integrated skill development methodology has to be adopted with focus on individual language skills as per the tasks/exercise.
3. The tasks/exercises at the end of each unit should be completed by the learners only and the teacher intervention is permitted as per the complexity of the task/exercise.
4. The teacher is expected to use supplementary material wherever necessary and also generate activities/tasks as per the requirement.

5. The teacher is permitted to use lecture method when a completely new concept is introduced in the class.

Assessment Procedure: Theory

1. The formative and summative assessment procedures are to be adopted (mid exams and end semester examination).
2. Neither the formative nor summative assessment procedures should test the memory of the content of the texts given in the textbook. The themes and global comprehension of the units in the present day context with application of the language skills learnt in the unit are to be tested.
3. Only new unseen passages are to be given to test reading skills of the learners. Written skills are to be tested from sentence level to essay level. The communication formats— emails, letters and reports-- are to be tested along with appropriate language and expressions.

4. Examinations:

I mid exam + II mid exam (15% for descriptive tests+10% for online tests)= 25%

(80% for the best of two and 20% for the other)

Assignments= 5%

End semester exams=70%

5. Three take home assignments are to be given to the learners where they will have to read texts from the reference books list or other sources and write their gist in their own words.

The following text books are recommended for study in I B.Tech I Semester (Common for all branches)and I B.Pharma I Sem of JNTU Kakinada from the academic year 2016-17

(R-16 Regulations)

DETAILED TEXTBOOK:

ENGLISH FOR ENGINEERS AND TECHNOLOGISTS, Published by **Orient Blackswan Pvt Ltd**

NON-DETAILED TEXTBOOK:

PANORAMA: A COURSE ON READING, Published by **Oxford University Press India**

The course content along with the study material is divided into six units.

UNIT I:

1. 'Human Resources' from English for Engineers and Technologists.

OBJECTIVE:

To develop human resources to serve the society in different ways.

OUTCOME:

The lesson motivates the readers to develop their knowledge different fields and serve the society accordingly.

2. 'An Ideal Family' from Panorama: A Course on Reading

OBJECTIVE:

To develop extensive reading skill and comprehension for pleasure and profit.

OUTCOME:

Acquisition of writing skills

UNIT 2:

1. ' Transport: Problems and Solutions' from English for Engineers and Technologists.

OBJECTIVE:

To highlight road safety measures whatever be the mode of transport.

OUTCOME:

The lesson motivates the public to adopt road safety measures.

2. 'War' from 'Panorama : A Course on Reading'

OBJECTIVE:

To develop extensive reading skill and comprehension for pleasure and profit.

OUTCOME:

Acquisition of writing skills

UNIT 3:

1. 'Evaluating Technology' from English for Engineers and Technologists.

OBJECTIVE:

To highlight the advantages and disadvantages of technology.

OUTCOME:

The lesson creates an awareness in the readers that mass production is ultimately detrimental to biological survival.

2. 'The Verger' from 'Panorama : A Course on Reading'

OBJECTIVE:

To develop extensive reading skill and comprehension for pleasure and profit.

OUTCOME:

Acquisition of writing skills

UNIT 4:

1. 'Alternative Sources of Energy' from English for Engineers and Technologists.

OBJECTIVE:

To bring into focus different sources of energy as alternatives to the depleting sources.

OUTCOME:

The lesson helps to choose a source of energy suitable for rural India.

2. 'The Scarecrow' from Panorama : A Course on Reading

OBJECTIVE:

To develop extensive reading skill and comprehension for pleasure and profit.

OUTCOME:

Acquisition of writing skills

UNIT 5:

1. 'Our Living Environment' from English for Engineers and Technologists.

OBJECTIVE:

To highlight the fact that animals must be preserved because animal life is precious.

OUTCOME:

The lesson creates an awareness in the reader as to the usefulness of animals for the human society.

2. 'A Village Host to Nation' from Panorama : A Course on Reading

OBJECTIVE:

To develop extensive reading skill and comprehension for pleasure and profit.

OUTCOME:

Acquisition of writing skills

UNIT 6:

1. ' Safety and Training' from English for Engineers and Technologists.

OBJECTIVE:

To highlight the possibility of accidents in laboratories, industries and other places and to follow safety measures.

OUTCOME:

The lesson helps in identifying safety measures against different varieties of accidents at home and in the workplace.

2. 'Martin Luther King and Africa' from Panorama : A Course on Reading

OBJECTIVE:

To develop extensive reading skill and comprehension for pleasure and profit.

OUTCOME:

Acquisition of writing skills

NOTE:

All the exercises given in the prescribed lessons in both detailed and non-detailed textbooks relating to the theme and language skills must be covered.

OVERALL COURSE OUTCOME:

1. Using English languages, both written and spoken, competently and correctly.
2. Improving comprehension and fluency of speech.
3. Gaining confidence in using English in verbal situations.

MODEL QUESTION PAPER FOR THEORY

PART- I

Six short answer questions on 6 unit themes

One question on eliciting student's response to any of the themes

PART-II

Each question should be from one unit and the last question can be a combination of two or more units.

Each question should have 3 sub questions: A,B & C

A will be from the main text: 5 marks

B from non-detailed text: 3 marks

C on grammar and Vocabulary: 6 marks

I Year - I Semester

L	T	P	C
4	0	0	3

MATHEMATICS-I
(Common to ALL branches of First Year B.Tech.)

Course Objectives:

1. The course is designed to equip the students with the necessary mathematical skills and techniques that are essential for an engineering course.
2. The skills derived from the course will help the student from a necessary base to develop analytic and design concepts.

Course Outcomes: At the end of the Course, Student will be able to:

1. Solve linear differential equations of first, second and higher order.
2. Determine Laplace transform and inverse Laplace transform of various functions and use Laplace transforms to determine general solution to linear ODE.
3. Calculate total derivative, Jacobian and minima of functions of two variables.

UNIT I: Differential equations of first order and first degree:

Linear-Bernoulli-Exact-Reducible to exact.

Applications: Newton's Law of cooling-Law of natural growth and decay-Orthogonal trajectories- Electrical circuits- Chemical reactions.

UNIT II: Linear differential equations of higher order:

Non-homogeneous equations of higher order with constant coefficients with RHS term of the type e^{ax} , $\sin ax$, $\cos ax$, polynomials in x , $e^{ax} V(x)$, $xV(x)$ - Method of Variation of parameters.

Applications: LCR circuit, Simple Harmonic motion.

UNIT III: Laplace transforms:

Laplace transforms of standard functions-Shifting theorems - Transforms of derivatives and integrals – Unit step function –Dirac's delta function- Inverse Laplace transforms– Convolution theorem (with out proof).

Applications: Solving ordinary differential equations (initial value problems) using Laplace transforms.

UNIT IV: Partial differentiation:

Introduction- Homogeneous function-Euler's theorem-Total derivative-Chain rule-Generalized Mean value theorem for single variable (without proof)-Taylor's and Mc Laurent's series expansion of functions of two variables– Functional dependence- Jacobian.

Applications: Maxima and Minima of functions of two variables without constraints and Lagrange's method (with constraints).

UNIT V: First order Partial differential equations:

Formation of partial differential equations by elimination of arbitrary constants and arbitrary functions –solutions of first order linear (Lagrange) equation and nonlinear (standard types) equations.

UNIT VI: Higher order Partial differential equations:

Solutions of Linear Partial differential equations with constant coefficients. RHS term of the type e^{ax+by} , $\sin(ax+by)$, $\cos(ax+by)$, $x^m y^n$. Classification of second order partial differential equations.

Text Books:

1. **B.S.Grewal**, Higher Engineering Mathematics, 43rd Edition, Khanna Publishers.
2. **N.P.Bali**, Engineering Mathematics, Lakshmi Publications.

Reference Books:

1. **Erwin Kreyszig**, Advanced Engineering Mathematics, 10th Edition, Wiley-India
2. **Micheael Greenberg**, Advanced Engineering Mathematics, 9th edition, Pearson edn
3. **Dean G. Duffy**, Advanced engineering mathematics with MATLAB, CRC Press
4. **Peter O'neil**, Advanced Engineering Mathematics, Cengage Learning.
5. **Srimanta Pal, Subodh C.Bhunia**, Engineering Mathematics, Oxford University Press.
6. **Dass H.K., Rajnish Verma. Er.**, Higher Engineering Mathematics, S. Chand Co. Pvt. Ltd, Delhi.

I Year - I Semester

L	T	P	C
4	0	0	3

MATHEMATICS-II (Mathematical Methods)
(Common to ALL branches of First Year B.Tech.)

Course Objectives:

1. The course is designed to equip the students with the necessary mathematical skills and techniques that are essential for an engineering course.
2. The skills derived from the course will help the student from a necessary base to develop analytic and design concepts.
3. Understand the most basic numerical methods to solve simultaneous linear equations.

Course Outcomes: At the end of the Course, Student will be able to:

1. Calculate a root of algebraic and transcendental equations. Explain relation between the finite difference operators.
2. Compute interpolating polynomial for the given data.
3. Solve ordinary differential equations numerically using Euler's and RK method.
4. Find Fourier series and Fourier transforms for certain functions.
5. Identify/classify and solve the different types of partial differential equations.

UNIT I: Solution of Algebraic and Transcendental Equations:

Introduction- Bisection method – Method of false position – Iteration method – Newton-Raphson method (One variable and simultaneous Equations).

UNIT II: Interpolation:

Introduction- Errors in polynomial interpolation – Finite differences- Forward differences- Backward differences – Central differences – Symbolic relations and separation of symbols - Differences of a polynomial-Newton's formulae for interpolation – Interpolation with unequal intervals - Lagrange's interpolation formula.

UNIT III: Numerical Integration and solution of Ordinary Differential equations:

Trapezoidal rule- Simpson's $1/3^{\text{rd}}$ and $3/8^{\text{th}}$ rule-Solution of ordinary differential equations by Taylor's series-Picard's method of successive approximations-Euler's method - Runge-Kutta method (second and fourth order).

UNIT IV: Fourier Series:

Introduction- Periodic functions – Fourier series of -periodic function - Dirichlet's conditions – Even and odd functions – Change of interval– Half-range sine and cosine series.

UNIT V: Applications of PDE:

Method of separation of Variables- Solution of One dimensional Wave, Heat and two-dimensional Laplace equation.

UNIT VI: Fourier Transforms:

Fourier integral theorem (without proof) – Fourier sine and cosine integrals - sine and cosine transforms – properties – inverse transforms – Finite Fourier transforms.

Text Books:

1. **B.S.Grewal**, Higher Engineering Mathematics, 43rd Edition, Khanna Publishers.
2. **N.P.Bali**, Engineering Mathematics, Lakshmi Publications.

Reference Books:

1. **Dean G. Duffy**, Advanced engineering mathematics with MATLAB, CRC Press
2. **V.Ravindranath and P.Vijayalakshmi**, Mathematical Methods, Himalaya Publishing House.
3. **Erwin Kreyszig**, Advanced Engineering Mathematics, 10th Edition, Wiley-India
4. **David Kincaid, Ward Cheney**, Numerical Analysis-Mathematics of Scientific Computing, 3rd Edition, Universities Press.
5. **Srimanta Pal, Subodh C.Bhunia**, Engineering Mathematics, Oxford University Press.
6. **Dass H.K., Rajnish Verma. Er.**, Higher Engineering Mathematics, S. Chand Co. Pvt. Ltd, Delhi.

I Year - I Semester

L	T	P	C
4	0	0	3

APPLIED PHYSICS
(CSE, ECE, EEE, IT, EIE, E.Com.E)

OBJECTIVES: *Physics curriculum which is re-oriented to the needs of Circuital branches of graduate engineering courses offered by JNTUniv.Kkd. that serves as a transit to understand the branch specific advanced topics. The courses are designed to:*

- *Impart Knowledge of Physical Optics phenomena like Interference, Diffraction and Polarization involving required to design instruments with higher resolution.*
- *Teach Concepts of coherent sources, its realization and utility optical instrumentation.*
- *Study the concepts regarding the bulk response of materials to the EM fields and their analytically study in the back-drop of basic quantum mechanics.*
- *Understand the physics of Semiconductors and their working mechanism for their utility in sensors.*

UNIT-I

INTERFERENCE: Principle of Superposition – Coherent Sources – Interference in thin films (reflection geometry) – Newton’s rings – construction and basic principle of Interferometers.

UNIT-II

DIFFRACTION: Fraunhofer diffraction at single slit - Cases of double slit, N-slits & Circular Aperture (Qualitative treatment only)-Grating equation - Resolving power of a grating, Telescope and Microscopes.

UNIT-III

POLARIZATION: Types of Polarization – Methods of production - Nicol Prism - Quarter wave plate and Half Wave plate – Working principle of Polarimeter (Sacharimeter).

LASERS: Characteristics– Stimulated emission – Einstein’s Transition Probabilities- Pumping schemes - Ruby laser – Helium Neon laser.

UNIT-IV

ELECTROMAGNETIC FIELDS: Scalar and Vector Fields – Electric Potential- Gradient, Divergence of fields – Gauss and Stokes theorems-Propagation of EM waves through dielectric medium.

UNIT-V

QUANTUM MECHANICS: Introduction - Matter waves – Schrödinger Time Independent and Time Dependent wave equations – Particle in a box.
FREE ELECTRON THEORY: Defects of Classical free electron theory –Quantum Free electron theory - concept of Fermi Energy.

UNIT-VI

BAND THEORY OF SOLIDS: Bloch's theorem (qualitative) – Kronig – Penney model – energy bands in crystalline solids – classification of crystalline solids– effective mass of electron & concept of hole.

SEMICONDUCTOR PHYSICS: Conduction – Density of carriers in Intrinsic and Extrinsic semiconductors – Drift & Diffusion – relevance of Einstein's equation- Hall effect in semiconductors

***Outcome:** Construction and working details of instruments, ie., Interferometer, Diffractometer and Polarimeter are learnt. Study EM-fields and semiconductors under the concepts of Quantum mechanics paves way for their optimal utility.*

Text Books:

1. A Text book of Engineering Physics – by Dr. M.N.Avadhanulu and Dr.P.G.Kshira sagar, S.Chand & Company Ltd., (2014)
2. 'Solid State Physics' by A.J.Dekker, Mc Millan Publishers (2011)
3. Engineering Physics by D.K.Bhattacharya and Poonam Tandon, Oxford press (2015)

Reference Books:

1. Applied Physics by P.K.Palanisamy, Scitech publications (2014)
2. Lasers and Non-Linear optics by B.B.Laud, New Age International Publishers (2008).
3. Engineering Physics by M. Arumugam, Anuradha Publication (2014)

I Year - I Semester

L	T	P	C
4	0	0	3

COMPUTER PROGRAMMING

Learning objectives:

Formulating algorithmic solutions to problems and implementing algorithms in C.

- Notion of Operation of a CPU, Notion of an algorithm and computational procedure, editing and executing programs in Linux.
- Understanding branching, iteration and data representation using arrays.
- Modular programming and recursive solution formulation.
- Understanding pointers and dynamic memory allocation.
- Understanding miscellaneous aspects of C.
- Comprehension of file operations.

UNIT-I:

History and Hardware - Computer Hardware, Bits and Bytes, Components, Programming Languages - Machine Language, Assembly Language, Low- and High-Level Languages, Procedural and Object-Oriented Languages, Application and System Software, The Development of C Algorithms The Software Development Process.

UNIT-II:

Introduction to C Programming- Identifiers, The main () Function, The printf () Function
Programming Style - Indentation, Comments, Data Types, Arithmetic Operations, Expression Types, Variables and Declarations, Negation, Operator Precedence and Associativity, Declaration Statements, Initialization.

Assignment - Implicit Type Conversions, Explicit Type Conversions (Casts), Assignment Variations, Mathematical Library Functions, Interactive Input, Formatted Output, Format Modifiers.

UNIT -III:

Control Flow-Relational Expressions - Logical Operators:

Selection: if-else Statement, nested if, examples, Multi-way selection: switch, else-if, examples.

Repetition: Basic Loop Structures, Pretest and Posttest Loops, Counter-Controlled and Condition-Controlled Loops, The while Statement, The for Statement, Nested Loops, The do-while Statement.

UNIT-IV

Modular Programming: Function and Parameter Declarations, Returning a Value, Functions with Empty Parameter Lists, Variable Scope, Variable Storage Class, Local Variable Storage Classes, Global Variable Storage Classes, Pass by Reference, Passing Addresses to a Function, Storing Addresses, Using Addresses, Declaring and Using Pointers, Passing Addresses to a Function.

Case Study: Swapping Values, Recursion - Mathematical Recursion, Recursion versus Iteration.

UNIT-V:

Arrays & Strings

Arrays: One-Dimensional Arrays, Input and Output of Array Values, Array Initialization, Arrays as Function Arguments, Two-Dimensional Arrays, Larger Dimensional Arrays- Matrices

Strings: String Fundamentals, String Input and Output, String Processing, Library Functions

UNIT-VI:

Pointers, Structures, Files

Pointers: Concept of a Pointer, Initialisation of pointer variables, pointers as function arguments, passing by address, Dangling memory, address arithmetic, character pointers and functions, pointers to pointers, Dynamic memory management functions, command line arguments.

Structures: Derived types, Structures declaration, Initialization of structures, accessing structures, nested structures, arrays of structures, structures and functions, pointers to structures, self referential structures, unions, typedef, bit-fields.

Data Files: Declaring, Opening, and Closing File Streams, Reading from and Writing to Text Files, Random File Access

Outcomes:

- Understand the basic terminology used in computer programming
- Write, compile and debug programs in C language.
- Use different data types in a computer program.
- Design programs involving decision structures, loops and functions.
- Explain the difference between call by value and call by reference
- Understand the dynamics of memory by the use of pointers
- Use different data structures and create/update basic data files.

Text Books:

1. ANSI C Programming, Gary J. Bronson, Cengage Learning.
2. Programming in C, BI Juneja Anita Seth, Cengage Learning.
3. The C programming Language, Dennis Richie and Brian Kernighan, Pearson Education.

Reference Books:

1. C Programming-A Problem Solving Approach, Forouzan, Gilberg, Cengage.
2. Programming with C, Bichkar, Universities Press.
3. Programming in C, Reema Thareja, OXFORD.
4. C by Example, Noel Kalicharan, Cambridge.

ENGINEERING DRAWING

Objective: Engineering drawing being the principle method of communication for engineers, the objective to introduce the students, the techniques of constructing the various types of polygons, curves and scales. The objective is also to visualize and represent the 3D objects in 2D planes with proper dimensioning, scaling etc.

- To introduce the use and the application of drawing instruments and to make the students construct the polygons, curves and various types of scales. The student will be able to understand the need to enlarge or reduce the size of objects in representing them.
- To introduce orthographic projections and to project the points and lines parallel to one plane and inclined to other.
- To make the students draw the projections of the lines inclined to both the planes.
- To make the students draw the projections of the plane inclined to both the planes.
- To make the students draw the projections of the various types of solids in different positions inclined to one of the planes.
- To represent the object in 3D view through isometric views. The student will be able to represent and convert the isometric view to orthographic view and vice versa.

UNIT I Polygons, Construction of regular polygons using given length of a side; Ellipse, arcs of circles and Oblong methods; Scales – Vernier and Diagonal scales.

UNIT II Introduction to orthographic projections; projections of points; projections of straight lines parallel to both the planes; projections of straight lines – parallel to one plane and inclined to the other plane.

UNIT III Projections of straight lines inclined to both the planes, determination of true lengths, angle of inclinations and traces.

UNIT IV Projections of planes: regular planes perpendicular/parallel to one plane and inclined to the other reference plane; inclined to both the reference planes.

UNIT V Projections of Solids – Prisms, Pyramids, Cones and Cylinders with the axis inclined to one of the planes.

UNIT VI Conversion of isometric views to orthographic views; Conversion of orthographic views to isometric views.

Text Books:

1. Engineering Drawing, N. D. Butt, Chariot Publications
2. Engineering Drawing, K. L. Narayana & P. Kannaiah, Scitech Publishers.
3. Engineering Graphics, P.I. Varghese, McGraw Hill Publishers

Reference Books:

1. Engineering Graphics for Degree, K. C. John, PHI Publishers
2. Engineering Drawing, Agarwal & Agarwal, Tata McGraw Hill Publishers
3. Engineering Drawing + AutoCad – K Venugopal, V. Prabhu Raja, New Age

I Year - I Semester

L	T	P	C
0	0	3	2

ENGLISH - COMMUNICATION SKILLS LAB - I

PRESCRIBED LAB MANUAL FOR SEMESTER I:

'INTERACT: English Lab Manual for Undergraduate Students' Published by **Orient Blackswan Pvt Ltd.**

OBJECTIVES:

To enable the students to learn through practice the communication skills of listening, speaking, reading and writing.

OUTCOME:

A study of the communicative items in the laboratory will help the students become successful in the competitive world.

The course content along with the study material is divided into six units.

UNIT 1:

1. WHY study Spoken English?
2. Making Inquiries on the phone, thanking and responding to Thanks
Practice work.

UNIT 2:

1. Responding to Requests and asking for Directions
Practice work.

UNIT 3:

1. Asking for Clarifications, Inviting, Expressing Sympathy, Congratulating
2. Apologising, Advising, Suggesting, Agreeing and Disagreeing
Practice work.

UNIT 4:

1. Letters and Sounds
Practice work.

UNIT 5:

1. The Sounds of English
Practice work.

UNIT 6:

1. Pronunciation
2. Stress and Intonation
Practice work.

Assessment Procedure: Laboratory

1. Every lab session (150 minutes) should be handled by not less than two teachers (three would be ideal) where each faculty has to conduct a speaking activity for 20/30 students.
2. The teachers are to assess each learner in the class for not less than 10 speaking activities, each one to be assessed for 10 marks or 10%. The average of 10 day-to-day activity assessments is to be calculated for 10 marks for internal assessment.

The rubric given below has to be filled in for all the students for all activities.

The rubric to assess the learners:

	Body language		Fluency & Audibility	Clarity in Speech	Neutralization of accent	Appropriate Language		Total 10 marks	Remarks
	Gestures & Postures	Eye Contact				Grammar	Vocabulary & expressions		

- **Lab Assessment: Internal (25 marks)**
 1. Day-to-Day activities: 10 marks
 2. Completing the exercises in the lab manual: 5 marks
 3. Internal test (5 marks written and 5 marks oral)
- **Lab Assessment: External (50 marks)**
 1. Written test: 20 marks (writing a dialogue, note-taking and answering questions on listening to an audio recording.
 2. Oral: Reading aloud a text or a dialogue- 10 marks
 3. Viva-Voce by the external examiner: 20 marks

Reference Books:

1. Strengthen your communication skills by Dr M Hari Prasad, Dr Salivendra Raju and Dr G Suvarna Lakshmi, Maruti Publications.
2. English for Professionals by Prof Eliah, B.S Publications, Hyderabad.
3. Unlock, Listening and speaking skills 2, Cambridge University Press
4. Spring Board to Success, Orient BlackSwan
5. A Practical Course in effective english speaking skills, PHI
6. Word power made handy, Dr shalini verma, Schand Company
7. Let us hear them speak, Jayashree Mohanraj, Sage texts
8. Professional Communication, Aruna Koneru, Mc Grawhill Education
9. Cornerstone, Developing soft skills, Pearson Education

I Year - I Semester

L	T	P	C
0	0	3	2

APPLIED/ENGINEERING PHYSICS LAB

(Any 10 of the following listed experiments)

Objective: *Training field oriented Engineering graduates to handle instruments and their design methods to improve the accuracy of measurements.*

LIST OF EXPERIMENTS:

1. Determination of wavelength of a source-Diffraction Grating-Normal incidence.
2. Newton's rings – Radius of Curvature of Plano - Convex Lens.
3. Determination of thickness of a spacer using wedge film and parallel interference fringes.
4. Determination of Rigidity modulus of a material- Torsional Pendulum.
5. Determination of Acceleration due to Gravity and Radius of Gyration- Compound Pendulum.
6. Melde's experiment – Transverse and Longitudinal modes.
7. Verification of laws of vibrations in stretched strings – Sonometer.
8. Determination of velocity of sound – Volume Resonator.
9. L- C- R Series Resonance Circuit.
10. Study of I/V Characteristics of Semiconductor diode.
11. I/V characteristics of Zener diode.
12. Characteristics of Thermistor – Temperature Coefficients.
13. Magnetic field along the axis of a current carrying coil – Stewart and Gee's apparatus.
14. Energy Band gap of a Semiconductor p - n junction.
15. Hall Effect in semiconductors.
16. Time constant of CR circuit.
17. Determination of wavelength of laser source using diffraction grating.
18. Determination of Young's modulus by method of single cantilever oscillations.
19. Determination of lattice constant – lattice dimensions kit.
20. Determination of Planck's constant using photocell.
21. Determination of surface tension of liquid by capillary rise method.

Outcome: *Physics lab curriculum gives fundamental understanding of design of an instrument with targeted accuracy for physical measurements*

I Year - I Semester	L	T	P	C
	0	0	2	0

APPLIED/ENGINEERING PHYSICS - VIRTUAL LABS – ASSIGNMENTS
(Constitutes 5% marks of 30marks of Internal-component)

Objective: *Training Engineering students to prepare a technical document and improving their writing skills.*

LIST OF EXPERIMENTS

1. Hall Effect
2. Crystal Structure
3. Hysteresis
4. Brewster's angle
5. Magnetic Levitation / SQUID
6. Numerical Aperture of Optical fiber
7. Photoelectric Effect
8. Simple Harmonic Motion
9. Damped Harmonic Motion
10. LASER – Beam Divergence and Spot size
11. B-H curve
12. Michelson's interferometer
13. Black body radiation

URL: www.vlab.co.in

Outcome: *Physics Virtual laboratory curriculum in the form of assignment ensures an engineering graduate to prepare a /technical/mini-project/ experimental report with scientific temper.*

I Year - I Semester

L	T	P	C
0	0	3	2

COMPUTER PROGRAMMING LAB

OBJECTIVES:

- Understand the basic concept of C Programming, and its different modules that includes conditional and looping expressions, Arrays, Strings, Functions, Pointers, Structures and File programming.
- Acquire knowledge about the basic concept of writing a program.
- Role of constants, variables, identifiers, operators, type conversion and other building blocks of C Language.
- Use of conditional expressions and looping statements to solve problems associated with conditions and repetitions.
- Role of Functions involving the idea of modularity.

Programming

Exercise - 1 Basics

- a) What is an OS Command, Familiarization of Editors - vi, Emacs
- b) Using commands like mkdir, ls, cp, mv, cat, pwd, and man
- c) C Program to Perform Adding, Subtraction, Multiplication and Division of two numbers From Command line

Exercise - 2 Basic Math

- a) Write a C Program to Simulate 3 Laws at Motion
- b) Write a C Program to convert Celsius to Fahrenheit and vice versa

Exercise - 3 Control Flow - I

- a) Write a C Program to Find Whether the Given Year is a Leap Year or not.
- b) Write a C Program to Add Digits & Multiplication of a number

Exercise – 4 Control Flow - II

- a) Write a C Program to Find Whether the Given Number is
 - i) Prime Number
 - ii) Armstrong Number
- b) Write a C program to print Floyd Triangle
- c) Write a C Program to print Pascal Triangle

Exercise – 5 Functions

- a) Write a C Program demonstrating of parameter passing in Functions and returning values.
- b) Write a C Program illustrating Fibonacci, Factorial with Recursion without Recursion

Exercise – 6 Control Flow - III

- a) Write a C Program to make a simple Calculator to Add, Subtract, Multiply or Divide Using switch...case

b) Write a C Program to convert decimal to binary and hex (using switch call function the function)

Exercise – 7 Functions - Continued

Write a C Program to compute the values of $\sin x$ and $\cos x$ and e^x values using Series expansion. (use factorial function)

Exercise – 8 Arrays

Demonstration of arrays

- a) Search-Linear.
- b) Sorting-Bubble, Selection.
- c) Operations on Matrix.

Exercises - 9 Structures

- a) Write a C Program to Store Information of a Movie Using Structure
- b) Write a C Program to Store Information Using Structures with Dynamically Memory Allocation
- c) Write a C Program to Add Two Complex Numbers by Passing Structure to a Function

Exercise - 10 Arrays and Pointers

- a) Write a C Program to Access Elements of an Array Using Pointer
- b) Write a C Program to find the sum of numbers with arrays and pointers.

Exercise – 11 Dynamic Memory Allocations

- a) Write a C program to find sum of n elements entered by user. To perform this program, allocate memory dynamically using malloc () function.
- b) Write a C program to find sum of n elements entered by user. To perform this program, allocate memory dynamically using calloc () function. Understand the difference between the above two programs

Exercise – 12 Strings

- a) Implementation of string manipulation operations **with** library function.
 - i) copy
 - ii) concatenate
 - iii) length
 - iv) compare
- b) Implementation of string manipulation operations **without** library function.
 - i) copy
 - ii) concatenate
 - iii) length
 - iv) compare

Exercise -13 Files

- a) Write a C programming code to open a file and to print its contents on screen.
- b) Write a C program to copy files

Exercise - 14 Files Continued

- a) Write a C program merges two files and stores their contents in another file.
- b) Write a C program to delete a file.

Exercise - 15

- a) System Assembling, Disassembling and identification of Parts / Peripherals. b) Operating System Installation-Install Operating Systems like Windows, Linux along with necessary Device Drivers.

Exercise - 16

- a) MS-Office / Open Office
- i) Word - Formatting, Page Borders, Reviewing, Equations, symbols.
 - ii) Spread Sheet - organize data, usage of formula, graphs, charts.
 - iii) Powerpoint - features of power point, guidelines for preparing an effective presentation.
- b) Network Configuration & Software Installation-Configuring TCP/IP, Proxy, and firewall settings. Installing application software, system software & tools.

OUTCOMES:

- Apply and practice logical ability to solve the problems.
- Understand C programming development environment, compiling, debugging, and linking and executing a program using the development environment
- Analyzing the complexity of problems, Modularize the problems into small modules and then convert them into programs
- Understand and apply the in-built functions and customized functions for solving the problems.
- Understand and apply the pointers, memory allocation techniques and use of files for dealing with variety of problems.
- Document and present the algorithms, flowcharts and programs in form of user-manuals
- Identification of various computer components, Installation of software

Note:

- a) All the Programs must be executed in the Linux Environment. (Mandatory)**
- b) The Lab record must be a print of the LATEX (.tex) Format.**

I Year - II Semester

L	T	P	C
4	0	0	3

ENGLISH -II

Introduction:

In view of the growing importance of English as a tool for global communication and the consequent emphasis on training the students to acquire communicative competence, the syllabus has been designed to develop linguistic and communicative competence of the students of Engineering.

As far as the detailed Textbooks are concerned, the focus should be on the skills of listening, speaking, reading and writing. The nondetailed Textbooks are meant for extensive reading for pleasure and profit.

Thus the stress in the syllabus is primarily on the development of communicative skills and fostering of ideas.

Objectives:

1. To improve the language proficiency of the students in English with emphasis on LSRW skills.
2. To enable the students to study and comprehend the prescribed lessons and subjects more effectively relating to their theoretical and practical components.
3. To develop the communication skills of the students in both formal and informal situations.

LISTENING SKILLS:

Objectives:

1. To enable the students to appreciate the role of listening skill and improve their pronunciation.
2. To enable the students to comprehend the speech of people belonging to different backgrounds and regions.
3. To enable the students to listen for general content, to fill up information and for specific information.

SPEAKING SKILLS:

Objectives:

1. To make the students aware of the importance of speaking for their personal and professional communication.
2. To enable the students to express themselves fluently and accurately in social and professional success.
3. To help the students describe objects, situations and people.
4. To make the students participate in group activities like roleplays, discussions and debates.
5. To make the students participate in Just a Minute talks.

READING SKILLS:

Objectives:

1. To enable the students to comprehend a text through silent reading.
2. To enable the students to guess the meanings of words, messages and inferences of texts in given contexts.
3. To enable the students to skim and scan a text.
4. To enable the students to identify the topic sentence.
5. To enable the students to identify discourse features.
6. To enable the students to make intensive and extensive reading.

WRITING SKILLS:

Objectives:

1. To make the students understand that writing is an exact formal skills.
2. To enable the students to write sentences and paragraphs.
3. To make the students identify and use appropriate vocabulary.
4. To enable the students to narrate and describe.
5. To enable the students capable of note-making.
6. To enable the students to write coherently and cohesively.
7. To make the students to write formal and informal letters.
8. To enable the students to describe graphs using expressions of comparison.
9. To enable the students to write technical reports.

Methodology:

1. The class are to be learner-centered where the learners are to read the texts to get a comprehensive idea of those texts on their own with the help of the peer group and the teacher.
2. Integrated skill development methodology has to be adopted with focus on individual language skills as per the tasks/exercise.
3. The tasks/exercises at the end of each unit should be completed by the learners only and the teacher intervention is permitted as per the complexity of the task/exercise.
4. The teacher is expected to use supplementary material wherever necessary and also generate activities/tasks as per the requirement.

5. The teacher is permitted to use lecture method when a completely new concept is introduced in the class.

Assessment Procedure: Theory

1. The formative and summative assessment procedures are to be adopted (mid exams and end semester examination).
2. Neither the formative nor summative assessment procedures should test the memory of the content of the texts given in the textbook. The themes and global comprehension of the units in the present day context with application of the language skills learnt in the unit are to be tested.
3. Only new unseen passages are to be given to test reading skills of the learners. Written skills are to be tested from sentence level to essay level. The communication formats— emails, letters and reports-- are to be tested along with appropriate language and expressions.
4. Examinations:

I mid exam + II mid exam (15% for descriptive tests+10% for online tests)= 25%

(80% for the best of two and 20% for the other)

Assignments= 5%

End semester exams=70%

5. Three take home assignments are to be given to the learners where they will have to read texts from the reference books list or other sources and write their gist in their own words.

The following text books are recommended for study in I B.Tech II Semester (Common for all branches)and I B.Pharma II Sem of JNTU Kakinada from the academic year 2016-17 (**R-16 Regulations**)

DETAILED TEXTBOOK: ENGLISH ENCOUNTERS Published by **Maruthi Publishers**.

DETAILED NON-DETAIL:THE GREAT INDIAN SCIENTISTS Published by **Cengage learning**

The course content along with the study material is divided into six units.

UNIT 1:

1. ' The Greatest Resource- Education' from English Encounters

OBJECTIVE:

Schumacher describes the education system by saying that it was mere training, something more than mere knowledge of facts.

OUTCOME:

The lesson underscores that the ultimate aim of Education is to enhance wisdom.

2. 'A P J Abdul Kalam' from The Great Indian Scientists.

OBJECTIVE:

The lesson highlights Abdul Kalam's contributions to Indian science and the awards he received.

OUTCOME:

Abdul Kalam's simple life and service to the nation inspires the readers to follow in his footsteps.

UNIT 2:

1. 'A Dilemma' from English Encounters

OBJECTIVE: The lesson centres on the pros and cons of the development of science and technology.

OUTCOME: The lesson enables the students to promote peaceful co-existence and universal harmony among people and society.

2. 'C V Raman' from The Great Indian Scientists.

OBJECTIVE:

The lesson highlights the dedicated research work of C V Raman and his achievements in Physics.

OUTCOME:

The Achievements of C V Raman are inspiring and exemplary to the readers and all scientists.

UNIT 3:

1. 'Cultural Shock': Adjustments to new Cultural Environments from English Encounters.

OBJECTIVE:

The lesson depicts of the symptoms of Cultural Shock and the aftermath consequences.

OUTCOME: The lesson imparts the students to manage different cultural shocks due to globalization.

2. 'Homi Jehangir Bhabha' from The Great Indian Scientists.

OBJECTIVE:

The lesson highlights Homi Jehangir Bhabha's contributions to Indian nuclear programme as architect.

OUTCOME:

The seminal contributions of Homi Jehangir Bhabha to Indian nuclear programme provide an aspiration to the readers to serve the nation and strengthen it.

UNIT 4:

1. 'The Lottery' from English Encounters.

OBJECTIVE:

The lesson highlights insightful commentary on cultural traditions.

OUTCOME:

The theme projects society's need to re-examine its traditions when they are outdated.

2. 'Jagadish Chandra Bose' from The Great Indian Scientists.

OBJECTIVE:

The lesson gives an account of the unique discoveries and inventions of Jagadish Chandra Bose in Science.

OUTCOME: The Scientific discoveries and inventions of Jagadish Chandra Bose provide inspiration to the readers to make their own contributions to science and technology, and strengthen the nation.

UNIT 5:

1. 'The Health Threats of Climate Change' from English Encounters.

OBJECTIVE:

The essay presents several health disorders that spring out due to environmental changes

OUTCOME:

The lesson offers several inputs to protect environment for the sustainability of the future generations.

2. 'Prafulla Chandra Ray' from The Great Indian Scientists.

OBJECTIVE:

The lesson given an account of the experiments and discoveries in Pharmaceuticals of Prafulla Chandra Ray.

OUTCOME:

Prafulla Chandra Ray's scientific achievements and patriotic fervour provide inspiration to the reader.

UNIT 6:

1. ' The Chief Software Architect' from English Encounters

OBJECTIVE:

The lesson supports the developments of technology for the betterment of human life.

OUTCOME:

Pupil get inspired by eminent personalities who toiled for the present day advancement of software development.

2. ' Srinivasa Ramanujan' from The Great Indian Scientists.

OBJECTIVE:

The lesson highlights the extraordinary achievements of Srinivasa Ramanujan, a great mathematician and the most romantic figure in mathematics.

OUTCOME:

The lesson provides inspiration to the readers to think and tap their innate talents.

NOTE:

All the exercises given in the prescribed lessons in both detailed and non-detailed textbooks relating to the theme and language skills must be covered.

MODEL QUESTION PAPER FOR THEORY

PART- I

Six short answer questions on 6 unit themes

One question on eliciting student's response to any of the themes

PART-II

Each question should be from one unit and the last question can be a combination of two or more units.

Each question should have 3 sub questions: A,B & C

A will be from the main text: 5 marks

B from non-detailed text: 3 marks

C on grammar and Vocabulary: 6 marks

I Year - II Semester

L	T	P	C
4	0	0	3

MATHEMATICS-III
(Common to ALL branches of First Year B.Tech.)

Course Objectives:

1. The course is designed to equip the students with the necessary mathematical skills and techniques that are essential for an engineering course.
2. The skills derived from the course will help the student from a necessary base to develop analytic and design concepts.
3. Understand the most basic numerical methods to solve simultaneous linear equations.

Course Outcomes: At the end of the Course, Student will be able to:

1. Determine rank, Eigenvalues and Eigen vectors of a given matrix and solve simultaneous linear equations.
2. Solve simultaneous linear equations numerically using various matrix methods.
3. Determine double integral over a region and triple integral over a volume.
4. Calculate gradient of a scalar function, divergence and curl of a vector function. Determine line, surface and volume integrals. Apply Green, Stokes and Gauss divergence theorems to calculate line, surface and volume integrals.

UNIT I: Linear systems of equations:

Rank-Echelon form-Normal form – Solution of linear systems – Gauss elimination - Gauss Jordan- Gauss Jacobi and Gauss Seidal methods.Applications: Finding the current in electrical circuits.

UNIT II: Eigen values - Eigen vectors and Quadratic forms:

Eigen values - Eigen vectors– Properties – Cayley-Hamilton theorem - Inverse and powers of a matrix by using Cayley-Hamilton theorem- Diagonalization- Quadratic forms- Reduction of quadratic form to canonical form – Rank - Positive, negative and semi definite - Index – Signature.

Applications: Free vibration of a two-mass system.

UNIT III: Multiple integrals:

Curve tracing: Cartesian, Polar and Parametric forms.

Multiple integrals: Double and triple integrals – Change of variables – Change of order of integration.

Applications: Finding Areas and Volumes.

UNIT IV: Special functions:

Beta and Gamma functions- Properties - Relation between Beta and Gamma functions- Evaluation of improper integrals.

Applications: Evaluation of integrals.

UNIT V: Vector Differentiation:

Gradient- Divergence- Curl - Laplacian and second order operators -Vector identities.

Applications: Equation of continuity, potential surfaces

UNIT VI: Vector Integration:

Line integral – Work done – Potential function – Area- Surface and volume integrals Vector integral theorems: Greens, Stokes and Gauss Divergence theorems (without proof) and related problems.

Applications: Work done, Force.

Text Books:

1. **B.S.Grewal**, Higher Engineering Mathematics, 43rd Edition, Khanna Publishers.
2. **N.P.Bali**, Engineering Mathematics, Lakshmi Publications.

Reference Books:

1. **Greenberg**, Advanced Engineering Mathematics, 2nd edition, Pearson edn
2. **Erwin Kreyszig**, Advanced Engineering Mathematics, 10th Edition, Wiley-India
3. **Peter O'Neil**, Advanced Engineering Mathematics, 7th edition, Cengage Learning.
4. **D.W. Jordan and T.Smith**, Mathematical Techniques, Oxford University Press.
5. **Srimanta Pal, Subodh C.Bhunia**, Engineering Mathematics, Oxford University Press.
6. **Dass H.K., Rajnish Verma. Er.**, Higher Engineering Mathematics, S. Chand Co. Pvt. Ltd, Delhi.

I Year - II Semester

L	T	P	C
4	0	0	3

APPLIED CHEMISTRY
(EEE, ECE, CSE, IT, EIE, E. Com. E.)

Knowledge of basic concepts of Chemistry for Engineering students will help them as professional engineers later in design and material selection, as well as utilizing the available resources.

Learning Objectives:

- Plastics are nowadays used in household appliances; also they are used as composites (FRP) in aerospace industries.
- Fuels as a source of energy are a basic need of any industry, particularly industries like thermal power stations, steel industry, fertilizer industry etc., and hence they are introduced.
- The basics for the construction of galvanic cells as well as some of the sensors used in instruments are introduced. Also if corrosion is to be controlled, one has to understand the mechanism of corrosion which itself is explained by electrochemical theory.
- With the increase in demand, a wide variety of materials are coming up; some of them have excellent engineering properties and a few of these materials are introduced.
- Understanding of crystal structures will help to understand the conductivity, semiconductors and superconductors. Magnetic properties are also studied.
- With the increase in demand for power and also with depleting sources of fossil fuels, the demand for alternative sources of fuels is increasing. Some of the prospective fuel sources are introduced.

UNIT I: HIGH POLYMERS AND PLASTICS

Polymerisation : Introduction- Mechanism of polymerization - Stereo regular polymers – methods of polymerization (emulsion and suspension) -Physical and mechanical properties – Plastics as engineering materials : advantages and limitations – Thermoplastics and Thermosetting plastics – Compounding and fabrication (4/5 techniques)- Preparation, properties and applications of polyethene, PVC, Bakelite Teflon and polycarbonates
Elastomers – Natural rubber- compounding and vulcanization – Synthetic rubbers : Buna S, Buna N, Thiokol and polyurethanes – Applications of elastomers.
Composite materials & Fiber reinforced plastics – Biodegradable polymers – Conducting polymers.

UNIT II: FUEL TECHNOLOGY

Fuels:- Introduction – Classification – Calorific value - HCV and LCV – Dulong’s formula – Bomb calorimeter – Numerical problems – Coal — Proximate and ultimate analysis – Significance of the analyses – Liquid fuels – Petroleum- Refining – Cracking – Synthetic petrol –Petrol knocking – Diesel knocking - Octane and Cetane ratings – Anti-knock agents – Power alcohol – Bio-diesel – Gaseous fuels – Natural gas. LPG and CNG – Combustion – Calculation of air for the combustion of a fuel – Flue gas analysis – Orsat apparatus – Numerical problems on combustion.

Explosives:- Introduction, classification, examples: RDX, TNT and ammonium nitrite - rocket fuels.

UNIT III: ELECTROCHEMICAL CELLS AND CORROSION

Galvanic cells - Reversible and irreversible cells – Single electrode potential – Electro chemical series and uses of this series- Standard electrodes (Hydrogen and Calomel electrodes) - Concentration Cells – Batteries: Dry Cell - Ni-Cd cells - Ni-Metal hydride cells - Li cells - Zinc – air cells.

Corrosion:- Definition – Theories of Corrosion (electrochemical) – Formation of galvanic cells by different metals, by concentration cells, by differential aeration and waterline corrosion – Passivity of metals – Pitting corrosion - Galvanic series – Factors which influence the rate of corrosion - Protection from corrosion – Design and material selection – Cathodic protection - Protective coatings: – Surface preparation – Metallic (cathodic and anodic) coatings - Methods of application on metals (Galvanizing, Tinning, Electroplating, Electroless plating)

UNIT IV: CHEMISTRY OF ADVANCED MATERIALS

Nano materials:- Introduction – Sol-gel method & chemical reduction method of preparation – Characterization by BET method and TEM methods - Carbon nano tubes and fullerenes: Types, preparation, properties and applications

Liquid crystals:- Introduction – Types – Applications

Superconductors :- Type-I & Type-2, properties & applications

Green synthesis:- Principles - 3 or 4 methods of synthesis with examples – R₄M₄ principles

UNIT V: SOLID STATE CHEMISTRY

Types of solids - close packing of atoms and ions - BCC , FCC, structures of rock salt - cesium chloride- spinel - normal and inverse spinels,

Non-elemental **semiconducting Materials:-** Stoichiometric, controlled valency & Chalcogen photo/semiconductors, Preparation of Semiconductors - Semiconductor Devices:- p-n junction diode as rectifier – junction transistor.

Insulators (electrical and electronic applications)

Magnetic materials:- Ferro and ferri magnetism. Hall effect and its applications.

UNIT VI: NON CONVENTIONAL ENERGY SOURCES AND STORAGE DEVICES

Solar Energy: - Introduction, application of solar energy, conversion of solar energy (Thermal conversion & photo conversion) – photovoltaic cell: design, working and its importance

Non-conventional energy sources:

- (i) Hydropower include setup a hydropower plant (schematic diagram)
- (ii) Geothermal energy: Introduction-schematic diagram of a geothermal power plant
- (iii) Tidal and wave power: Introduction- Design and working-movement of tides and their effect on sea level.
- (iv) Ocean thermal energy: Introduction, closed-cycle, ocean thermal energy conversion (OTEC), open cycle OTEC, hybrid OTEC, schematic diagram and explanation.
- (v) Biomass and biofuels

Fuel cells:- Introduction - cell representation, H₂-O₂ fuel cell: Design and working, advantages and limitations. Types of fuel cells: Alkaline fuel cell - methanol-oxygen - phosphoric acid fuel cells - molten carbonate fuel cells.

Outcomes: The advantages and limitations of plastic materials and their use in design would be understood. Fuels which are used commonly and their economics, advantages and limitations are discussed. Reasons for corrosion and some methods of corrosion control would be understood. The students would be now aware of materials like nano-materials and fullerenes and their uses. Similarly liquid crystals and superconductors are understood. The importance of green synthesis is well understood and how they are different from conventional methods is also explained. Conductance phenomenon is better understood. The students are exposed to some of the alternative fuels and their advantages and limitations.

Standard Books:

1. Engineering Chemistry by Jain and Jain; Dhanpat Rai Publishing Co.
2. Engineering Chemistry by Shikha Agarwal; Cambridge University Press, 2015 edition.

Reference Books:

1. Engineering Chemistry of Wiley India Pvt. Ltd., Vairam and others, 2014 edition (second).
2. Engineering Chemistry by Prasanth Rath, Cengage Learning, 2015 edition.
3. A text book of engineering Chemistry by S. S. Dara; S. Chand & Co Ltd., Latest Edition
4. Applied Chemistry by H.D. Gesser, Springer Publishers
5. Text book of Nano-science and nanotechnology by B.S. Murthy, P. Shankar and others, University Press, IIM

I Year - II Semester

L	T	P	C
4	0	0	3

OBJECT-ORIENTED PROGRAMMING THROUGH C++

OBJECTIVES:

- This course is designed to provide a comprehensive study of the C programming language. It stresses the strengths of C, which provide students with the means of writing efficient, maintainable and portable code. The nature of C language is emphasized in the wide variety of examples and applications. To learn and acquire art of computer programming. To know about some popular programming languages and how to choose
- Programming language for solving a problem.

UNIT-I: Introduction to C++

Difference between C and C++- Evolution of C++- The Object Oriented Technology- Disadvantage of Conventional Programming- Key Concepts of Object Oriented Programming- Advantage of OOP- Object Oriented Language.

UNIT-II: Classes and Objects & Constructors and Destructor

Classes in C++-Declaring Objects- Access Specifiers and their Scope- Defining Member Function-Overloading Member Function- Nested class, Constructors and Destructors, Introduction- Constructors and Destructor- Characteristics of Constructor and Destructor- Application with Constructor- Constructor with Arguments (parameterized Constructor- Destructors- Anonymous Objects.

UNIT-III: Operator Overloading and Type Conversion & Inheritance

The Keyword Operator- Overloading Unary Operator- Operator Return Type- Overloading Assignment Operator (=)- Rules for Overloading Operators, Inheritance, Reusability- Types of Inheritance- Virtual Base Classes- Object as a Class Member- Abstract Classes- Advantages of Inheritance-Disadvantages of Inheritance,

UNIT-IV: Pointers & Binding Polymorphisms and Virtual Functions

Pointer, Features of Pointers- Pointer Declaration- Pointer to Class- Pointer Object- The this Pointer- Pointer to Derived Classes and Base Class, Binding Polymorphisms and Virtual Functions, Introduction- Binding in C++- Virtual Functions- Rules for Virtual Function- Virtual Destructor.

UNIT-V: Generic Programming with Templates & Exception Handling

Generic Programming with Templates, Need for Templates- Definition of class Templates- Normal Function Templates- Over Loading of Template Function-Bubble Sort Using Function Templates- Difference Between Templates and Macros- Linked Lists with Templates, Exception Handling- Principles of Exception Handling- The Keywords try throw and catch- Multiple Catch Statements –Specifying Exceptions.

UNIT-VI: Overview of Standard Template Library

Overview of Standard Template Library- STL Programming Model- Containers- Sequence Containers- Associative Containers- Algorithms- Iterators- Vectors- Lists- Maps.

OUTCOMES:

- Understand the basic terminology used in computer programming
- Write, compile and debug programs in C language. Use different data types in a computer program.
- Design programs involving decision structures, loops and functions.
- Explain the difference between call by value and call by reference

Text Books:

1. A First Book of C++, Gary Bronson, Cengage Learning.
2. The Complete Reference C++, Herbert Schildt, TMH.
3. Programming in C++, Ashok N Kamathane, Pearson 2nd Edition.

Reference Books:

1. Object Oriented Programming C++, Joyce Farrell, Cengage.
2. C++ Programming: from problem analysis to program design, DS Malik, Cengage Learning.

I Year - II Semester

L	T	P	C
4	0	0	3

ENVIRONMENTAL STUDIES

Course Learning Objectives:

The objectives of the course is to impart

- Overall understanding of the natural resources
- Basic understanding of the ecosystem and its diversity
- Acquaintance on various environmental challenges induced due to unplanned anthropogenic activities
- An understanding of the environmental impact of developmental activities
- Awareness on the social issues, environmental legislation and global treaties

Course Outcomes:

The student should have knowledge on

- The natural resources and their importance for the sustenance of the life and recognize the need to conserve the natural resources
- The concepts of the ecosystem and its function in the environment. The need for protecting the producers and consumers in various ecosystems and their role in the food web
- The biodiversity of India and the threats to biodiversity, and conservation practices to protect the biodiversity
- Various attributes of the pollution and their impacts and measures to reduce or control the pollution along with waste management practices
- Social issues both rural and urban environment and the possible means to combat the challenges
- The environmental legislations of India and the first global initiatives towards sustainable development.
- About environmental assessment and the stages involved in EIA and the environmental audit.
- Self Sustaining Green Campus with Environment Friendly aspect of – Energy, Water and Wastewater reuse Plantation, Rain water Harvesting, Parking Curriculum.

Syllabus:

UNIT – I Multidisciplinary nature of Environmental Studies: Definition, Scope and Importance –Sustainability: Stockholm and Rio Summit–Global Environmental Challenges: Global warming and climate change, Carbon Credits, acid rains, ozone layer depletion, population growth and explosion, effects. Role of information Technology in Environment and human health.

Ecosystems: Concept of an ecosystem. - Structure and function of an ecosystem. - Producers, consumers and decomposers. - Energy flow in the ecosystem - Ecological succession. - Food chains, food webs and ecological pyramids. - Introduction, types, characteristic features, structure and function of Forest ecosystem, Grassland ecosystem, Desert ecosystem, Aquatic ecosystems.

UNIT – II Natural Resources: Natural resources and associated problems

Forest resources – Use and over – exploitation, deforestation – Timber extraction – Mining, dams and other effects on forest and tribal people

Water resources – Use and over utilization of surface and ground water – Floods, drought, conflicts over water, dams – benefits and problems

Mineral resources: Use and exploitation, environmental effects of extracting and using mineral resources, Sustainable mining of Granite, Lignite, Coal, Sea and River sands.

Food resources: World food problems, changes caused by non-agriculture activities-effects of modern agriculture, fertilizer-pesticide problems, water logging, salinity

Energy resources: Growing energy needs, renewable and non-renewable energy sources use of alternate energy sources Vs Oil and Natural Gas Extraction.

Land resources: Land as a resource, land degradation, Wasteland reclamation, man induced landslides, soil erosion and desertification. Role of an individual in conservation of natural resources. Equitable use of resources for sustainable lifestyles.

UNIT – III Biodiversity and its conservation: Definition: genetic, species and ecosystem diversity- classification - Value of biodiversity: consumptive use, productive use, social- Biodiversity at national and local levels. India as a mega-diversity nation - Hot-spots of biodiversity - Threats to biodiversity: habitat loss, man-wildlife conflicts - Endangered and endemic species of India – Conservation of biodiversity: conservation of biodiversity.

UNIT – IV Environmental Pollution: Definition, Cause, effects and control measures of Air pollution, Water pollution, Soil pollution, Noise pollution, Nuclear hazards. Role of an individual in prevention of pollution. - Pollution case studies, Sustainable Life Studies. Impact of Fire Crackers on Men and his well being.

Solid Waste Management: Sources, Classification, effects and control measures of urban and industrial solid wastes. Consumerism and waste products, Biomedical, Hazardous and e – waste management.

UNIT – V Social Issues and the Environment: Urban problems related to energy -Water conservation, rain water harvesting-Resettlement and rehabilitation of people; its problems and concerns. Environmental ethics: Issues and possible solutions. Environmental Protection Act - Air (Prevention and Control of Pollution) Act. –Water (Prevention and control of Pollution) Act -Wildlife Protection Act -Forest Conservation Act-Issues involved in enforcement of environmental legislation. -Public awareness.

UNIT – VI Environmental Management: Impact Assessment and its significance various stages of EIA, preparation of EMP and EIS, Environmental audit. Ecotourism, Green Campus – Green business and Green politics.

The student should Visit an Industry / Ecosystem and submit a report individually on any issues related to Environmental Studies course and make a power point presentation.

Text Books:

1. Environmental Studies, K. V. S. G. Murali Krishna, VGS Publishers, Vijayawada
2. Environmental Studies, R. Rajagopalan, 2nd Edition, 2011, Oxford University Press.
3. Environmental Studies, P. N. Palanisamy, P. Manikandan, A. Geetha, and K. Manjula Rani;
Pearson Education, Chennai

Reference:

1. Text Book of Environmental Studies, Deeshita Dave & P. Udaya Bhaskar, Cengage Learning.
2. A Textbook of Environmental Studies, Shaashi Chawla, TMH, New Delhi
3. Environmental Studies, Benny Joseph, Tata McGraw Hill Co, New Delhi
4. Perspectives in Environment Studies, Anubha Kaushik, C P Kaushik, New Age International Publishers, 2014

I Year - II Semester

L	T	P	C
4	0	0	3

ENIGINEERING MECHANICS

Objectives: The students completing this course are expected to understand the concepts of forces and its resolution in different planes, resultant of force system, Forces acting on a body, their free body diagrams using graphical methods. They are required to understand the concepts of centre of gravity and moments of inertia and their application, Analysis of frames and trusses, different types of motion, friction and application of work - energy method.

UNIT – I

Objectives: The students are to be exposed to the concepts of force and friction, direction and its application.

Introduction to Engg. Mechanics – Basic Concepts.

Systems of Forces: Coplanar Concurrent Forces – Components in Space – Resultant – Moment of Force and its Application – Couples and Resultant of Force Systems.

Friction: Introduction, limiting friction and impending motion, coulomb's laws of dry friction, coefficient of friction, cone of friction

UNIT II

Objectives: The students are to be exposed to application of free body diagrams. Solution to problems using graphical methods and law of triangle of forces.

Equilibrium of Systems of Forces: Free Body Diagrams, Equations of Equilibrium of Coplanar Systems, Spatial Systems for concurrent forces. Lamis Theorm, Graphical method for the equilibrium of coplanar forces, Converse of the law of Triangle of forces, converse of the law of polygon of forces condition of equilibrium, analysis of plane trusses.

UNIT – III

Objectives : The students are to be exposed to concepts of centre of gravity.

Centroid: Centroids of simple figures (from basic principles) – Centroids of Composite Figures

Centre of Gravity: Centre of gravity of simple body (from basic principles), centre of gravity of composite bodies, Pappus theorems.

UNIT IV

Objective: The students are to be exposed to concepts of moment of inertia and polar moment of inertia including transfer methods and their applications.

Area moments of Inertia: Definition – Polar Moment of Inertia, Transfer Theorem, Moments of Inertia of Composite Figures, Products of Inertia, Transfer Formula for Product of Inertia.

Mass Moment of Inertia: Moment of Inertia of Masses, Transfer Formula for Mass Moments of Inertia, mass moment of inertia of composite bodies.

UNIT – V

Objectives: The students are to be exposed to motion in straight line and in curvilinear paths, its velocity and acceleration computation and methods of representing plane motion.

Kinematics: Rectilinear and Curvelinear motions – Velocity and Acceleration – Motion of Rigid Body – Types and their Analysis in Planar Motion. **Kinetics:** Analysis as a Particle and Analysis as a Rigid Body in Translation – Central Force Motion – Equations of Plane Motion – Fixed Axis Rotation – Rolling Bodies.

UNIT – VI

Objectives: The students are to be exposed to concepts of work, energy and particle motion

Work – Energy Method: Equations for Translation, Work-Energy Applications to Particle Motion, Connected System-Fixed Axis Rotation and Plane Motion. Impulse momentum method.

Text Books :

1. Engg. Mechanics - S.Timoshenko & D.H.Young., 4th Edn - , Mc Graw Hill publications.

References:

1. Engineering Mechanics statics and dynamics – R.C.Hibbeler, 11th Edn – Pearson Publ.
2. Engineering Mechanics, statics – J.L.Meriam, 6th Edn – Wiley India Pvt Ltd.
3. Engineering Mechanics, statics and dynamics – I.H.Shames, – Pearson Publ.
4. Mechanics For Engineers, statics - F.P.Beer & E.R.Johnston – 5th Edn Mc Graw Hill Publ.
5. Mechanics For Engineers, dynamics - F.P.Beer & E.R.Johnston –5th Edn Mc Graw Hill Publ.
6. Theory & Problems of engineering mechanics, statics & dynamics – E.W.Nelson, C.L.Best & W.G. McLean, 5th Edn – Schaum’s outline series - Mc Graw Hill Publ.
7. Singer's Engineering Mechanics: Statics And Dynamics, K. Vijay Kumar Reddy, J. Suresh Kumar, Bs Publications
8. Engineering Mechanics, Fedinand . L. Singer, Harper – Collins.
9. Engineering Mechanics statics and dynamics , A Nelson , Mc Graw Hill publications

I Year - II Semester

L	T	P	C
0	0	3	2

APPLIED / ENGINEERING CHEMISTRY LABORATORY (*Common to all branches*)

1. Introduction to Chemistry laboratory – Molarity, Normality, Primary, secondary standard solutions, Volumetric titrations, Quantitative analysis, Qualitative analysis, etc.
2. Trial experiment - Determination of HCl using standard Na₂CO₃ solution.
3. Determination of alkalinity of a sample containing Na₂CO₃ and NaOH.
4. Determination of KMnO₄ using standard Oxalic acid solution.
5. Determination of Ferrous iron using standard K₂Cr₂O₇ solution.
6. Determination of Copper using standard K₂Cr₂O₇ solution.
7. Determination of temporary and permanent hardness of water using standard EDTA solution.
8. Determination of Copper using standard EDTA solution.
9. Determination of Iron by a Colorimetric method using thiocyanate as reagent.
10. Determination of pH of the given sample solution using pH meter.
11. Conductometric titration between strong acid and strong base.
12. Conductometric titration between strong acid and weak base.
13. Potentiometric titration between strong acid and strong base.
14. Potentiometric titration between strong acid and weak base.
15. Determination of Zinc using standard EDTA solution.
16. Determination of Vitamin – C.

Outcomes: The students entering into the professional course have practically very little exposure to lab classes. The experiments introduce volumetric analysis; redox titrations with different indicators; EDTA titrations; then they are exposed to a few instrumental methods of chemical analysis. Thus at the end of the lab course, the student is exposed to different methods of chemical analysis and use of some commonly employed instruments. They thus acquire some experimental skills.

Reference Books

1. A Textbook of Quantitative Analysis, Arthur J. Vogel.
2. Dr. Jyotsna Cherukuri (2012) *Laboratory Manual of engineering chemistry-II*, VGS Techno Series
3. Chemistry Practical Manual, Lorven Publications
4. K. Mukkanti (2009) *Practical Engineering Chemistry*, B.S. Publication

I Year - II Semester	ENGLISH - COMMUNICATION SKILLS	L	T	P	C
	LAB- II	0	0	3	2

PRESCRIBED LAB MANUAL FOR SEMESTER II:

'**INTERACT:** English Lab Manual for Undergraduate Students' Published by **Orient Blackswan Pvt Ltd.**

OBJECTIVES:

To enable the students to learn demonstratively the communication skills of listening, speaking, reading and writing.

OUTCOME:

A study of the communicative items in the laboratory will help the students become successful in the competitive world.

The course content along with the study material is divided into six units.

UNIT 1:

1. Debating
Practice work

UNIT 2:

1. Group Discussions
Practice work

UNIT 3:

1. Presentation Skills
Practice work

UNIT 4:

1. Interview Skills
Practice work

UNIT 5:

1. Email,
2. Curriculum Vitae
Practice work

UNIT 6:

1. Idiomatic Expressions
2. Common Errors in English
Practice work

Reference Books:

1. Strengthen your communication skills by Dr M Hari Prasad, Dr Salivendra Raju and Dr G Suvarna Lakshmi, Maruti Publications.
2. English for Professionals by Prof Eliah, B.S Publications, Hyderabad.
3. Unlock, Listening and speaking skills 2, Cambridge University Press
4. Spring Board to Success, Orient BlackSwan
5. A Practical Course in effective english speaking skills, PHI
6. Word power made handy, Dr shalini verma, Schand Company
7. Let us hear them speak, Jayashree Mohanraj, Sage texts
8. Professional Communication, Aruna Koneru, Mc Grawhill Education
9. Cornerstone, Developing soft skills, Pearson Education

I Year - II Semester

L	T	P	C
0	0	3	2

OBJECT-ORIENTED PROGRAMMING LAB

OBJECTIVE

- To strengthen their problem solving ability by applying the characteristics of an object- oriented approach.
- To introduce object oriented concepts in C++ and Java.

Programmig:

Exercise – 1 (Basics)

Write a Simple Program on printing “Hello World” and “Hello Name” where name is the input from the user

- a) Convert any two programs that are written in C into C++
- b) Write a description of using g++ (150 Words)

Exercise – 2 (Expressions Control Flow)

- a) Write a Program that computes the simple interest and compound interest payable on principal amount (in Rs.) of loan borrowed by the customer from a bank for a given period of time (in years) at specific rate of interest. Further determine whether the bank will benefit by charging simple interest or compound interest.
- b) Write a Program to calculate the fare for the passenger traveling in a bus. When a Passenger enters the bus, the conductor asks “What distance will you travel?” On knowing distance from passenger (as an approximate integer), the conductor mentions the fare to the passenger according to following criteria.

Exercise – 3 (Variables, Scope, Allocation)

- a) Write a program to implement call by value and call by reference using reference variable.
- b) Write a program to illustrate scope resolution, new and delete Operators. (Dynamic Memory Allocation)
- c) Write a program to illustrate Storage classes
- d) Write a program to illustrate Enumerations

Exercises –4 (Functions)

Write a program illustrating Inline Functions

- a) Write a program illustrate function overloading. Write 2 overloading functions for power.
- b) Write a program illustrate the use of default arguments for simple interest function.

Exercise -5 (Functions –Exercise Continued)

- a) Write a program to illustrate function overloading. Write 2 overloading functions for adding two numbers
- b) Write a program illustrate function template for power of a number.
- c) Write a program to illustrate function template for swapping of two numbers.

Exercise -6 (Classes Objects)

Create a Distance class with:

- feet and inches as data members
 - member function to input distance
 - member function to output distance
 - member function to add two distance objects
- a). Write a main function to create objects of DISTANCE class. Input two distances and output the sum.
 - b). Write a C++ Program to illustrate the use of Constructors and Destructors (use the above program.)
 - c) Write a program for illustrating function overloading in adding the distance between objects (use the above problem)
 - d). Write a C++ program demonstrating a BankAccount with necessary methods and variables

Exercise – 7 (Access)

Write a program for illustrating Access Specifiers public, private, protected

- a) Write a program implementing Friend Function
- b) Write a program to illustrate this pointer
- c) Write a Program to illustrate pointer to a class
- d)

Exercise -8 (Operator Overloading)

- a). Write a program to Overload Unary, and Binary Operators as Member Function, and Non Member Function.
 - i. Unary operator as member function
 - ii. Binary operator as nonmember function

b). Write a c ++ program to implement the overloading assignment = operator

c).Write a case study on Overloading Operators and Overloading Functions (150 Words)

Exercise -9 (Inheritance)

a) Write C++ Programs and incorporating various forms of Inheritance

- i) Single Inheritance
- ii) Hierarchical Inheritance
- iii) Multiple Inheritances
- iv) Multi-level inheritance
- v) Hybrid inheritance

b) Write a program to show Virtual Base Class

c) Write a case study on using virtual classes (150 Words)

Exercise-10 (Inheritance –Continued)

a) Write a Program in C++ to illustrate the order of execution of constructors and destructors in inheritance

b) Write a Program to *show* how *constructors* are invoked in *derived class*

Exercise -11 (Polymorphism)

a) Write a program to illustrate runtime polymorphism

b) Write a program to illustrate this pointer

c) Write a program illustrates pure virtual function and calculate the area of different shapes by using abstract class.

d) Write a case study on virtual functions (150 Words)

Exercise -12(Templates)

a) Write a C++ Program to illustrate template class

b) Write a Program to illustrate class templates with multiple parameters

c) Write a Program to illustrate member function templates

Exercise -13 (Exception Handling)

a).Write a Program for Exception Handling Divide by zero

b). Write a Program to rethrow an Exception

Exercise -14 (STL)

a) Write a Program to implement List and List Operations

b) Write a Program to implementVector andVector Operations

Exercise -15 (STLContinued)

a) Write a Program to implement Deque and Deque Operations

b) Write a Program to implement Map and Map Operations

OUTCOMES:

- Explain what constitutes an object-oriented approach to programming and identify potential benefits of object-oriented programming over other approaches.
- Apply an object-oriented approach to developing applications of varying complexities

II Year - I Semester

L	T	P	C
4	0	0	3

STATISTICS WITH R PROGRAMMING

OBJECTIVE:

After taking the course, students will be able to

- Use R for statistical programming, computation, graphics, and modeling,
- Write functions and use R in an efficient way,
- Fit some basic types of statistical models
- Use R in their own research,
- Be able to expand their knowledge of R on their own.

UNIT-I:

Introduction, How to run R, R Sessions and Functions, Basic Math, Variables, Data Types, Vectors, Conclusion, Advanced Data Structures, Data Frames, Lists, Matrices, Arrays, Classes.

UNIT-II:

R Programming Structures, Control Statements, Loops, - Looping Over Nonvector Sets,- If-Else, Arithmetic and Boolean Operators and values, Default Values for Argument, Return Values, Deciding Whether to explicitly call return- Returning Complex Objects, Functions are Objective, No Pointers in R, Recursion, A Quicksort Implementation-Extended Extended Example: A Binary Search Tree.

UNIT-III:

Doing Math and Simulation in R, Math Function, Extended Example Calculating Probability-Cumulative Sums and Products-Minima and Maxima- Calculus, Functions Fir Statistical Distribution, Sorting, Linear Algebra Operation on Vectors and Matrices, Extended Example: Vector cross Product- Extended Example: Finding Stationary Distribution of Markov Chains, Set Operation, Input /out put, Accessing the Keyboard and Monitor, Reading and writer Files,

UNIT-IV:

Graphics, Creating Graphs, The Workhorse of R Base Graphics, the plot() Function – Customizing Graphs, Saving Graphs to Files.

UNIT-V:

Probability Distributions, Normal Distribution- Binomial Distribution- Poisson Distributions Other Distribution, Basic Statistics, Correlation and Covariance, T-Tests,-ANOVA.

UNIT-VI:

Linear Models, Simple Linear Regression, -Multiple Regression Generalized Linear Models, Logistic Regression, - Poisson Regression- other Generalized Linear Models-Survival Analysis, Nonlinear Models, Splines- Decision- Random Forests,

OUTCOMES:

At the end of this course, students will be able to:

- List motivation for learning a programming language
- Access online resources for R and import new function packages into the R workspace
- Import, review, manipulate and summarize data-sets in R
- Explore data-sets to create testable hypotheses and identify appropriate statistical tests
- Perform appropriate statistical tests using R Create and edit visualizations with

TEXT BOOKS:

- 1) The Art of R Programming, Norman Matloff, Cengage Learning
- 2) R for Everyone, Lander, Pearson

REFERENCE BOOKS:

- 1) R Cookbook, Paul Teetor, Oreilly.
- 2) R in Action, Rob Kabacoff, Manning

II Year - I Semester

L	T	P	C
4	0	0	3

MATHEMATICAL FOUNDATION OF COMPUTER SCIENCE

OBJECTIVES:

- To introduce the students to the topics and techniques of discrete methods and combinatorial reasoning.
- To introduce a wide variety of applications. The algorithmic approach to the solution of problems is fundamental in discrete mathematics, and this approach reinforces the close ties between this discipline and the area of computer science.

UNIT -I:

Mathematical Logic: Propositional Calculus: Statements and Notations, Connectives, Well Formed Formulas, Truth Tables, Tautologies, Equivalence of Formulas, Duality Law, Tautological Implications, Normal Forms, Theory of Inference for Statement Calculus, Consistency of Premises, Indirect Method of Proof. Predicate Calculus: Predicative Logic, Statement Functions, Variables and Quantifiers, Free and Bound Variables, Inference Theory for Predicate Calculus.

UNIT -II:

Set Theory: Introduction, Operations on Binary Sets, Principle of Inclusion and Exclusion, *Relations:* Properties of Binary Relations, Relation Matrix and Digraph, Operations on Relations, Partition and Covering, Transitive Closure, Equivalence, Compatibility and Partial Ordering Relations, Hasse Diagrams, *Functions:* Bijective Functions, Composition of Functions, Inverse Functions, Permutation Functions, Recursive Functions, Lattice and its Properties.

UNIT- III:

Algebraic Structures and Number Theory: *Algebraic Structures:* Algebraic Systems, Examples, General Properties, Semi Groups and Monoids, Homomorphism of Semi Groups and Monoids, Group, Subgroup, Abelian Group, Homomorphism, Isomorphism, *Number Theory:* Properties of Integers, Division Theorem, The Greatest Common Divisor, Euclidean Algorithm, Least Common Multiple, Testing for Prime Numbers, The Fundamental Theorem of Arithmetic, Modular Arithmetic (Fermat's Theorem and Euler's Theorem)

UNIT -IV:

Combinatorics: Basic of Counting, Permutations, Permutations with Repetitions, Circular Permutations, Restricted Permutations, Combinations, Restricted Combinations, Generating Functions of Permutations and Combinations, Binomial and Multinomial Coefficients, Binomial and Multinomial Theorems, The Principles of Inclusion–Exclusion, Pigeonhole Principle and its Application.

UNIT -V:

Recurrence Relations: Generating Functions, Function of Sequences, Partial Fractions, Calculating Coefficient of Generating Functions, Recurrence Relations, Formulation as Recurrence Relations, Solving Recurrence Relations by Substitution and Generating Functions, Method of Characteristic Roots, Solving Inhomogeneous Recurrence Relations

UNIT -VI:

Graph Theory: Basic Concepts of Graphs, Sub graphs, Matrix Representation of Graphs: Adjacency Matrices, Incidence Matrices, Isomorphic Graphs, Paths and Circuits, Eulerian and Hamiltonian Graphs, Multigraphs, Planar Graphs, Euler's Formula, Graph Colouring and Covering, Chromatic Number, Spanning Trees, Algorithms for Spanning Trees (Problems Only and Theorems without Proofs).

OUTCOMES:

- Student will be able to demonstrate skills in solving mathematical problems
- Student will be able to comprehend mathematical principles and logic
- Student will be able to demonstrate knowledge of mathematical modeling and proficiency in using mathematical software
- Student will be able to manipulate and analyze data numerically and/or graphically using appropriate Software
- Student will be able to communicate effectively mathematical ideas/results verbally or in writing

TEXT BOOKS:

1. Discrete Mathematical Structures with Applications to Computer Science, J. P. Tremblay and P. Manohar, Tata McGraw Hill.
2. Elements of Discrete Mathematics-A Computer Oriented Approach, C. L. Liu and D. P. Mohapatra, 3rd Edition, Tata McGraw Hill.
3. Discrete Mathematics and its Applications with Combinatorics and Graph Theory, K. H. Rosen, 7th Edition, Tata McGraw Hill.

REFERENCE BOOKS:

1. Discrete Mathematics for Computer Scientists and Mathematicians, J. L. Mott, A. Kandel, T.P. Baker, 2nd Edition, Prentice Hall of India.
2. Discrete Mathematical Structures, BernandKolman, Robert C. Busby, Sharon Cutler Ross, PHI.
3. Discrete Mathematics, S. K. Chakraborty and B.K. Sarkar, Oxford, 2011.

II Year - I Semester

L	T	P	C
4	0	0	3

DIGITAL LOGIC DESIGN

OBJECTIVE:

- To introduce the basic tools for design with combinational and sequential digital logic and state machines.
- To learn simple digital circuits in preparation for computer engineering.

UNIT- I: Digital Systems and Binary Numbers

Digital Systems, Binary Numbers, Binary Numbers, Octal and Hexadecimal Numbers, Complements of Numbers, Complements of Numbers, Signed Binary Numbers, Arithmetic addition and subtraction

UNIT -II: Concept of Boolean algebra

Basic Theorems and Properties of Boolean algebra, Boolean Functions, Canonical and Standard Forms, Minterms and Maxterms,

UNIT- III: Gate level Minimization

Map Method, Two-Variable K-Map, Three-Variable K-Map, Four Variable K-Maps. Products of Sum Simplification, Sum of Products Simplification, Don't – Care Conditions, NAND and NOR Implementation, Exclusive-OR Function

UNIT- IV: Combinational Logic

Introduction, Analysis Procedure, Design Procedure, Binary Adder–Subtractor, Decimal Adder, Binary Multiplier, Decoders, Encoders, Multiplexers, HDL Models of Combinational Circuits

UNIT- V: Synchronous Sequential Logic

Introduction to Sequential Circuits, Storage Elements: Latches, Storage Elements: Flip-Flops, Analysis of Clocked **Sequential** Circuits, Mealy and Moore Models of Finite State Machines

UNIT -VI: Registers and Counters

Registers, Shift Registers, Ripple Counters, Synchronous Counters, Ring Counter, Johnson Counter, Ripple Counter

OUTCOMES:

A student who successfully fulfills the course requirements will have demonstrated:

- An ability to define different number systems, binary addition and subtraction, 2's complement representation and operations with this representation.
- An ability to understand the different switching algebra theorems and apply them for logic functions.
- An ability to define the Karnaugh map for a few variables and perform an algorithmic reduction of logic functions.
- An ability to define the other minimization methods for any number of variables Variable Entered Mapping (VEM) and Quine-McCluskey (QM) Techniques and perform an algorithmic reduction of logic functions.

TEXT BOOKS:

1. Digital Design, 5/e, M.Morris Mano, Michael D Ciletti, PEA.
2. Fundamentals of Logic Design, 5/e, Roth, Cengage.

REFERENCE BOOKS:

1. Digital Logic and Computer Design, M.Morris Mano, PEA.
2. Digital Logic Design, Leach, Malvino, Saha, TMH.
3. Modern Digital Electronics, R.P. Jain, TMH.

II Year - I Semester

L	T	P	C
4	0	0	3

PYTHON PROGRAMMING

OBJECTIVES:

- Introduction to Scripting Language
- Exposure to various problems solving approaches of computer science

UNIT – I:

Introduction:History of Python, Need of Python Programming, Applications Basics of Python Programming Using the REPL(Shell), Running Python Scripts, Variables, Assignment, Keywords, Input-Output, Indentation.

UNIT – II:

Types, Operators and Expressions: Types - Integers, Strings, Booleans; Operators- Arithmetic Operators, Comparison (Relational) Operators, Assignment Operators, Logical Operators, Bitwise Operators, Membership Operators, Identity Operators, Expressions and order of evaluations Control Flow- if, if-elif-else, for, while, break, continue, pass

UNIT – III:

Data Structures Lists - Operations, Slicing, Methods; Tuples, Sets, Dictionaries, Sequences. Comprehensions.

UNIT – IV:

Functions - Defining Functions, Calling Functions, Passing Arguments, Keyword Arguments, Default Arguments, Variable-length arguments, Anonymous Functions, Fruitful Functions(Function Returning Values), Scope of the Variables in a Function - Global and Local Variables.

Modules: Creating modules, import statement, from. Import statement, name spacing,

Python packages, Introduction to PIP, Installing Packages via PIP, Using Python Packages

UNIT – V:

Object Oriented Programming OOP in Python: Classes, 'self variable', Methods, Constructor Method, Inheritance, Overriding Methods, Datahiding,

Error and Exceptions: Difference between an error and Exception, Handling Exception, try except block, Raising Exceptions, User Defined Exceptions

UNIT – VI:

Brief Tour of the Standard Library - Operating System Interface - String Pattern Matching, Mathematics, Internet Access, Dates and Times, Data Compression, Multithreading, GUI Programming, Turtle Graphics

Testing: Why testing is required ?, Basic concepts of testing, Unit testing in Python, Writing Test cases, Running Tests.

OUTCOMES:

- Making Software easily right out of the box.
- Experience with an interpreted Language.
- To build software for real needs.
- Prior Introduction to testing software

TEXT BOOKS

1. Python Programming: A Modern Approach, Vamsi Kurama, Pearson
2. Learning Python, Mark Lutz, Orielly

Reference Books:

1. Think Python, Allen Downey, Green Tea Press
2. Core Python Programming, W.Chun, Pearson.
3. Introduction to Python, Kenneth A. Lambert, Cengage

II Year - I Semester

L	T	P	C
4	0	0	3

DATA STRUCTURES THROUGH C++

OBJECTIVES:

- To be familiar with basic techniques of object oriented principles and exception handling using C++
- To be familiar with the concepts like Inheritance, Polymorphism
- Solve problems using data structures such as linear lists, stacks, queues, hash tables
- Be familiar with advanced data structures such as balanced search trees, AVL Trees, and B Trees.

UNIT-I: ARRAYS

Abstract Data Types and the C++ Class, An Introduction to C++ Class- Data Abstraction and Encapsulation in C++- Declaring Class Objects and Invoking Member Functions- Special Class Operations- Miscellaneous Topics- ADTs and C++Classes, The Array as an Abstract Data Type, The Polynomial Abstract Data type- Polynomial Representation- Polynomial Addition. Sparse Matrices, Introduction- Sparse Matrix Representation- Transposing a Matrix- Matrix Multiplication, Representation of Arrays.

UNIT-II: STACKS AND QUEUES

Templates in C++, Template Functions- Using Templates to Represent Container Classes, The Stack Abstract Data Type, The Queue Abstract Data Type, Subtyping and Inheritance in C++, Evaluation of Expressions, Expression- Postfix Notation- Infix to Postfix.

UNIT-III: LINKED LISTS

Single Linked List and Chains, Representing Chains in C++, Defining a Node in C++- Designing a Chain Class in C++- Pointer manipulation in C++- Chain Manipulation Operations, The Template Class Chain, Implementing Chains with Templates- Chain Iterators- Chain Operations- Reusing a Class, Circular Lists, Available Space Lists, Linked Stacks and Queues, Polynomials, Polynomial Representation- Adding Polynomials- Circular List Representation of Polynomials, Equivalence Classes, Sparse Matrices, Sparse Matrix Representation- Sparse Matrix Input-Deleting a Sparse Matrix, Doubly Linked Lists, Generalized Lists, Representation of Generalized Lists- Recursive Algorithms for Lists- Reference Counts, Shared and Recursive Lists

UNIT-IV: TREES

Introduction, Terminology, Representation of Trees, Binary Trees, The Abstract Data Type, Properties of Binary Trees, Binary Tree Representations, Binary Tree Traversal and Tree Iterators, Introduction, Inorder Traversal Preorder Traversal, Postorder Traversal, Thread Binary Trees, Threads, Inorder Traversal of a Threaded Binary Tree, Inserting a Node into a Threaded Binary Tree, Heaps, Priority Queues, Definition of a Max Heap, Insertion into a Max Heap, Deletion from a Max Heap, Binary Search Trees, Definition, Searching a Binary Search Tree, Insertion into a Binary Search Tree, Deletion from a Binary Search Tree, Height of Binary Search Tree.

UNIT-V: GRAPHS

The Graph Abstract Data Type, Introduction, Definition, Graph Representation, Elementary Graph Operation, Depth First Search, Breadth First Search, Connected Components, Spanning Trees, Biconnected Components, Minimum Cost Spanning Trees, Kruskal S Algorithm, Prim s Algorithm Sollin' s Algorithm, Shortest Paths and Transitive Closure, Single Source/All Destination: Nonnegative Edge Cost, Single Source/All Destination: General Weights, All-Pairs Shortest Path, Transitive Closure.

UNIT-VI: SORTING

Insertion Sort, Quick Sort, Merge Sort Merging, Iterative Merge Sort, Recursive Merge Sort, Heap Sort.

OUTCOMES:

- Distinguish between procedures and object oriented programming.
- Apply advanced data structure strategies for exploring complex data structures.
- Compare and contrast various data structures and design techniques in the area of Performance.
- Implement data structure algorithms through C++. • Incorporate data structures into the applications such as binary search trees, AVL and B Trees
- Implement all data structures like stacks, queues, trees, lists and graphs and compare their Performance and trade offs

TEXT BOOKS:

1. Data structures, Algorithms and Applications in C++, S.Sahni, University Press (India) Pvt.Ltd, 2nd edition, Universities Press, Pvt. Ltd.
2. Data structures and Algorithm Analysis in C++, Mark Allen Weiss, Pearson Education. Ltd., Second Edition.
3. Data structures and Algorithms in C++, Michael T.Goodrich, R.Tamassia and .Mount, Wiley student edition, John Wiley and Sons.

REFERENCE BOOKS:

1. Data structures and algorithms in C++, 3rd Edition, Adam Drozdek, Thomson
2. Data structures using C and C++, Langsam, Augenstein and Tanenbaum, PHI.
3. Problem solving with C++, The OOP, Fourth edition, W.Savitch, Pearson education.

II Year - I Semester

L	T	P	C
4	0	0	3

COMPUTER GRAPHICS

OBJECTIVES:

- To develop, design and implement two and three dimensional graphical structures
- To enable students to acquire knowledge Multimedia compression and animations
- To learn Creation, Management and Transmission of Multimedia objects.

UNIT-I:

2D Primitives Output primitives – Line, Circle and Ellipse drawing algorithms - Attributes of output primitives – Two dimensional Geometric transformations - Two dimensional viewing – Line, Polygon, Curve and Text clipping algorithms

UNIT-II:

3D Concepts Parallel and Perspective projections - Three dimensional object representation – Polygons, Curved lines, Splines, Quadric Surfaces, - Visualization of data sets - 3Dtransformations – Viewing -Visible surface identification.

UNIT-III:

Graphics Programming Color Models – RGB, YIQ, CMY, HSV – Animations – General Computer Animation, Raster, Keyframe - Graphics programming using OPENGL – Basic graphics primitives –Drawing three dimensional objects - Drawing three dimensional scenes

UNIT- IV:

Rendering Introduction to Shading models – Flat and Smooth shading – Adding texture to faces –Adding shadows of objects – Building a camera in a program – Creating shaded objects– Rendering texture – Drawing Shadows.

UNIT- V:

Fractals Fractals and Self similarity – Peano curves – Creating image by iterated functions – Mandelbrot sets – Julia Sets – Random Fractals

UNIT- VI:

Overview of Ray Tracing Intersecting rays with other primitives – Adding Surface texture – Reflections and Transparency – Boolean operations on Objects.

OUTCOMES:

- Know and be able to describe the general software architecture of programs that use 3D computer graphics.
- Know and be able to discuss hardware system architecture for computer graphics. This includes, but is not limited to: graphics pipeline, frame buffers, and graphic accelerators/co-processors.
- Know and be able to select among models for lighting/shading: Color, ambient light; distant and light with sources; Phong reflection model; and shading (flat, smooth, Gourand, Phong).

TEXT BOOKS:

1. Donald Hearn, Pauline Baker, Computer Graphics – C Version, second edition Pearson Education, 2004.
2. F.S. Hill, Computer Graphics using OpenGL, Second edition, Pearson Education, 2003.

REFERENCE BOOKS:

1. James D. Foley, Andries Van Dam, Steven K. Feiner, John F. Hughes, Computer Graphics- Principles and practice, Second Edition in C, Pearson Education, 2007.

II Year - I Semester

L	T	P	C
0	0	3	2

DATASTRUCTURES THROUGH C++ LAB

OBJECTIVES:

- To develop skills to design and analyze simple linear and non linear data structures
- To Strengthen the ability to identify and apply the suitable data structure for the given real world problem
- To Gain knowledge in practical applications of data structures

List of Experiments:

1. Implementation of Singly linked list.
2. Implementation of Doubly linked list.
3. Implementation of Multistack in a Single Array.
4. Implementation of Circular Queue
5. Implementation of Binary Search trees.
6. Implementation of Hash table.
7. Implementation of Heaps.
8. Implementation of Breadth First Search Techniques.
9. Implementation of Depth First Search Techniques.
10. Implementation of Prim's Algorithm.
11. Implementation of Dijkstra's Algorithm.
12. Implementation of Kruskal's Algorithm
13. Implementation of MergeSort
14. Implementation of Quick Sort
15. Implementation of Data Searching using divide and conquer technique

OUTCOMES:

At the end of this lab session, the student will

- Be able to design and analyze the time and space efficiency of the data structure
- Be capable to identify the appropriate data structure for given problem

Have practical knowledge on the application of data structures

II Year - I Semester

L	T	P	C
0	0	3	2

PYTHON PROGRAMMING LAB

Exercise 1 - Basics

- Running instructions in Interactive interpreter and a Python Script
- Write a program to purposefully raise Indentation Error and Correct it

Exercise 2 - Operations

- Write a program to compute distance between two points taking input from the user (Pythagorean Theorem)
- Write a program add.py that takes 2 numbers as command line arguments and prints its sum.

Exercise - 3 Control Flow

- Write a Program for checking whether the given number is a even number or not.
- Using a for loop, write a program that prints out the decimal equivalents of $1/2$, $1/3$, $1/4$, . . . , $1/10$
- Write a program using a for loop that loops over a sequence. What is sequence ?
- Write a program using a while loop that asks the user for a number, and prints a countdown from that number to zero.

Exercise 4 - Control Flow - Continued

- Find the sum of all the primes below two million.
Each new term in the Fibonacci sequence is generated by adding the previous two terms. By starting with 1 and 2, the first 10 terms will be:

1, 2, 3, 5, 8, 13, 21, 34, 55, 89, ...

- By considering the terms in the Fibonacci sequence whose values do not exceed four million, find the sum of the even-valued terms.

Exercise - 5 - DS

- Write a program to count the numbers of characters in the string and store them in a dictionary data structure
- Write a program to use split and join methods in the string and trace a birthday with a dictionary data structure.

Exercise - 6 DS - Continued

- a) Write a program `combine_lists` that combines these lists into a dictionary.
- b) Write a program to count frequency of characters in a given file. Can you use character frequency to tell whether the given file is a Python program file, C program file or a text file?

Exercise - 7 Files

- a) Write a program to print each line of a file in reverse order.
- b) Write a program to compute the number of characters, words and lines in a file.

Exercise - 8 Functions

- a) Write a function `ball_collide` that takes two balls as parameters and computes if they are colliding. Your function should return a Boolean representing whether or not the balls are colliding.

Hint: Represent a ball on a plane as a tuple of (x, y, r) , r being the radius

If (distance between two balls centers) \leq (sum of their radii) then (they are colliding)

- b) Find mean, median, mode for the given set of numbers in a list.

Exercise - 9 Functions - Continued

- a) Write a function `nearly_equal` to test whether two strings are nearly equal. Two strings a and b are nearly equal when a can be generated by a single mutation on b .
- b) Write a function `dups` to find all duplicates in the list.
- c) Write a function `unique` to find all the unique elements of a list.

Exercise - 10 - Functions - Problem Solving

- a) Write a function `cumulative_product` to compute cumulative product of a list of numbers.
- b) Write a function `reverse` to reverse a list. Without using the `reverse` function.
- c) Write function to compute `gcd`, `lcm` of two numbers. Each function shouldn't exceed one line.

Exercise 11 - Multi-D Lists

- a) Write a program that defines a matrix and prints
- b) Write a program to perform addition of two square matrices
- c) Write a program to perform multiplication of two square matrices

Exercise - 12 - Modules


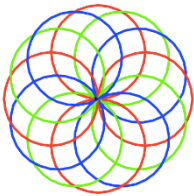
- a) Install packages `requests`, `flask` and explore them. using (`pip`)
- b) Write a script that imports `requests` and fetch content from the page. Eg. (Wiki)
- c) Write a simple script that serves a simple `HTTPResponse` and a simple `HTML Page`

Exercise - 13 OOP

- a) Class variables and instance variable and illustration of the self variable
 - i) Robot
 - ii) ATM Machine

Exercise - 14 GUI, Graphics

1. Write a GUI for an Expression Calculator using tk
2. Write a program to implement the following figures using turtle



Exercise - 15 - Testing

- a) Write a test-case to check the function `even_numbers` which return True on passing a list of all even numbers
- b) Write a test-case to check the function `reverse_string` which returns the reversed string

Exercise - 16 - Advanced

- a) Build any one classical data structure.
- b) Write a program to solve knapsack problem.

II Year – II Semester

L	T	P	C
4	0	0	3

SOFTWARE ENGINEERING

OBJECTIVES

- To understand the software life cycle models.
- To understand the software requirements and SRS document.
- To understand the importance of modeling and modeling languages.
- To design and develop correct and robust software products.
- To understand the quality control and how to ensure good quality software.
- To understand the planning and estimation of software projects.
- To understand the implementation issues, validation and verification procedures.
- To understand the maintenance of software

UNIT-I:

Software and Software Engineering: The Nature of Software, The Unique Nature of WebApps, Software Engineering, Software Process, Software Engineering Practice, Software Myths.

Process Models: A Generic Process Model, Process Assessment and Improvement, Prescriptive Process Models, Specialized Process Models, The Unified Process, Personal and Team Process Models, Process Terminology, Product and Process.

UNIT-II:

Requirements Analysis And Specification: Requirements Gathering and Analysis, Software Requirement Specification (SRS), Formal System Specification.

Software Design: Overview of the Design Process, How to Characterise of a Design?, Cohesion and Coupling, Layered Arrangement of Modules, Approaches to Software Design

UNIT – III:

Function-Oriented Software Design: Overview of SA/SD Methodology, Structured Analysis, Developing the DFD Model of a System, Structured Design, Detailed Design, Design Review, over view of Object Oriented design.

User Interface Design: Characteristics of Good User Interface, Basic Concepts, Types of User Interfaces, Fundamentals of Component-based GUI Development, A User Interface Design Methodology.

UNIT – IV:

Coding And Testing: Coding, Code Review, Software Documentation, Testing, Unit Testing, Black-Box Testing, White-Box Testing, Debugging, Program Analysis Tool, Integration Testing, Testing Object-Oriented Programs, System Testing, Some General Issues Associated with Testing

UNIT – V:

Software Reliability And Quality Management: Software Reliability, Statistical Testing, Software Quality, Software Quality Management System, ISO 9000, SEI Capability Maturity Model.

Computer Aided Software Engineering: Case and its Scope, Case Environment, Case Support in Software Life Cycle, Other Characteristics of Case Tools, Towards Second Generation CASE Tool, Architecture of a Case Environment

UNIT – VI

Software Maintenance: Software maintenance, Maintenance Process Models, Maintenance Cost, Software Configuration Management.

Software Reuse: what can be reused? Why almost No Reuse So Far? Basic Issues in Reuse Approach, Reuse at Organization Level.

OUTCOMES

- Define and develop a software project from requirement gathering to implementation.
- Obtain knowledge about principles and practices of software engineering.
- Focus on the fundamentals of modeling a software project.
- Obtain knowledge about estimation and maintenance of software systems

TEXT BOOKS:

1. Software engineering A practitioner's Approach, Roger S. Pressman, Seventh Edition McGrawHill International Edition.
2. Fundamentals of Software Engineering, Rajib Mall, Third Edition, PHI.
3. Software Engineering, Ian Sommerville, Ninth edition, Pearson education

REFERENCE BOOKS:

1. Software Engineering : A Primer, Waman S Jawadekar, Tata McGraw-Hill, 2008
2. Software Engineering, A Precise Approach, Pankaj Jalote, Wiley India, 2010.
3. Software Engineering, Principles and Practices, Deepak Jain, Oxford University Press.
4. Software Engineering1: Abstraction and modeling, Diner Bjorner, Springer International edition, 2006.

II Year - II Semester

L	T	P	C
4	0	0	3

JAVA PROGRAMMING

OBJECTIVES:

- Understanding the OOP's concepts, classes and objects, threads, files, applets, swings and act.
- This course introduces computer programming using the JAVA programming language with object-oriented programming principles.
- Emphasis is placed on event-driven programming methods, including creating and manipulating objects, classes, and using Java for network level programming and middleware development

UNIT-I:

Introduction to OOP, procedural programming language and object oriented language, principles of OOP, applications of OOP, history of java, java features, JVM, program structure.

Variables, primitive data types, identifiers, literals, operators, expressions, precedence rules and associativity, primitive type conversion and casting, flow of control.

UNIT-II:

Classes and objects, class declaration, creating objects, methods, constructors and constructor overloading, garbage collector, importance of static keyword and examples, this keyword, arrays, command line arguments, nested classes.

UNIT-III:

Inheritance, types of inheritance, super keyword, final keyword, overriding and abstract class. Interfaces, creating the packages, using packages, importance of CLASSPATH and java.lang package. Exception handling, importance of try, catch, throw, throws and finally block, user-defined exceptions, Assertions.

UNIT-IV:

Multithreading: introduction, thread life cycle, creation of threads, thread priorities, thread synchronization, communication between threads. Reading data from files and writing data to files, random access file,

UNIT-V:

Applet class, Applet structure, Applet life cycle, sample Applet programs. Event handling: event delegation model, sources of event, Event Listeners, adapter classes, inner classes.

UNIT-VI:

AWT: introduction, components and containers, Button, Label, Checkbox, Radio Buttons, List Boxes, Choice Boxes, Container class, Layouts, Menu and Scrollbar.

OUTCOMES:

- Understand Java programming concepts and utilize Java Graphical User Interface in Program writing.
- Write, compile, execute and troubleshoot Java programming for networking concepts.
- Build Java Application for distributed environment.
- Design and Develop multi-tier applications.
- Identify and Analyze Enterprise applications.

TEXT BOOKS:

1. The complete Reference Java, 8th edition, Herbert Schildt, TMH.
2. Programming in JAVA, Sachin Malhotra, SaurabhChoudary, Oxford.
3. Introduction to java programming, 7th edition by Y Daniel Liang, Pearson.

REFERENCE BOOKS:

1. Swing: Introduction, JFrame, JApplet, JPanel, Componets in Swings, Layout Managers in
2. Swings, JList and JScrollPane, Split Pane, JTabbedPane, JTree, JTable, Dialog Box.

II Year - II Semester

L	T	P	C
4	0	0	3

ADVANCED DATA STRUCTURES

OBJECTIVES:

- Describe and implement a variety of advanced data structures (hash tables, priority queues, balanced search trees, graphs).
- Analyze the space and time complexity of the algorithms studied in the course.
- Identify different solutions for a given problem; analyze advantages and disadvantages to different solutions.
- Demonstrate an understanding of external memory and external search and sorting algorithms.
- Demonstrate an understanding of simple Entity-Relationship models for databases.

UNIT-I: SORTING

External Sorting, Introduction, K-way Merging - Buffer Handling for parallel Operation- Run Generation- Optimal Merging of Runs.

UNIT-II: HASHING

Introduction-Static Hashing- Hash Table- Hash Functions- Secure Hash Function- Overflow Handling- Theoretical Evaluation of Overflow Techniques, Dynamic Hashing- Motivation for Dynamic Hashing -Dynamic Hashing Using Directories- Directory less Dynamic, Hashing,

UNIT-III:PRIORITY QUEUES (HEAPS)

Model, Simple Implementation, Binary Heap-Structure Property-Heap-Order Property-Basic Heap Operations- Other Heap Operation, Applications of Priority Queues- The Selection Problem Event Simulation Problem, Binomial Queues- Binomial Queue Structure – Binomial Queue Operation- Implementation of Binomial Queues

UNIT-IV: EFFICIENT BINARY SEARCH TREES

Optimal Binary Search Trees, AVL Trees, Red-Black Trees, Definition- Representation of a Red- Black Tree- Searching a Red-Black Tree- Inserting into a Red Black Tree- Deletion from a Red-Black Tree- Joining Red-Black Trees, Splitting a Red-Black tree.

UNIT-V: MULTIWAY SEARCH TREES

M-Way Search Trees, Definition and Properties- Searching an M-Way Search Tree, B-Trees, Definition and Properties- Number of Elements in a B-tree- Insertion into B-Tree- Deletion from a B-Tree- B+-Tree Definition- Searching a B+-Tree- Insertion into B+-tree- Deletion from a B+-Tree.

UNIT-VI: DIGITAL SEARCH STRUCTURES

Digital Search Trees, Definition- Search, Insert and Delete- Binary tries and Patricia, Binary Tries, Compressed Binary Tries- Patricia, Multiway Tries- Definitions- Searching a Trie- Sampling Strategies- Insertion into a Trie- Deletion from a Trie- Keys with Different Length- Height of a Trie- Space Required and Alternative Node Structure- Prefix Search and Applications- Compressed Tries- Compressed Tries With Skip Fields- Compressed Tries With Labeled Edges- Space Required by a Compressed Tries, Tries and Internet Packet Forwarding , - IP Routing- 1-Bit Tries- Fixed-Stride Tries-Variable-Stride Tries.

OUTCOMES:

- Be able to understand and apply amortised analysis on data structures, including binary search trees, mergable heaps, and disjoint sets.
- Understand the implementation and complexity analysis of fundamental algorithms such as RSA, primality testing, max flow, discrete Fourier transform.
- Have an idea of applications of algorithms in a variety of areas, including linear programming and duality, string matching, game-theory

TEXT BOOKS:

1. Data Structures, a Pseudocode Approach, Richard F Gilberg, Behrouz A Forouzan, Cengage.
2. Fundamentals of DATA STRUCTURES in C: 2nd ed, , Horowitz , Sahani, Anderson-freed, Universities Press
3. Data structures and Algorithm Analysis in C, 2nd edition, Mark Allen Weiss, Pearson

REFERENCE BOOKS:

1. Web : <http://lcm.csa.iisc.ernet.in/dsa/dsa.html>
2. http://utubersity.com/?page_id=878
3. <http://freevideolectures.com/Course/2519/C-Programming-and-Data-Structures>
4. <http://freevideolectures.com/Course/2279/Data-Structures-And-Algorithms>
5. File Structures :An Object oriented approach with C++, 3rd ed, Michel J Folk, Greg Riccardi, Bill Zoellick
6. C and Data Structures: A Snap Shot oriented Treatise with Live examples from Science and Engineering, NB Venkateswarlu & EV Prasad, S Chand, 2010.

II Year - II Semester

L	T	P	C
4	0	0	3

COMPUTER ORGANIZATION

OBJECTIVES:

- Understand the architecture of a modern computer with its various processing units. Also the Performance measurement of the computer system.
- In addition to this the memory management system of computer.

UNIT -I:

Basic Structure Of Computers: Functional unit, Basic Operational concepts, Bus structures, System Software, Performance, The history of computer development.

UNIT -II:

Machine Instruction and Programs:

Instruction and Instruction Sequencing: Register Transfer Notation, Assembly Language Notation, Basic Instruction Types,

Addressing Modes, Basic Input/output Operations, The role of Stacks and Queues in computer programming equation. Component of Instructions: Logic Instructions, shift and Rotate Instructions

UNIT -III:

Type of Instructions: Arithmetic and Logic Instructions, Branch Instructions, Addressing Modes, Input/output Operations

UNIT -IV:

INPUT/OUTPUT ORGANIZATION: Accessing I/O Devices, Interrupts: Interrupt Hardware, Enabling and Disabling Interrupts, Handling Multiple Devices, Direct Memory Access, Buses: Synchronous Bus, Asynchronous Bus, Interface Circuits, Standard I/O Interface: Peripheral Component Interconnect (PCI) Bus, Universal Serial Bus (USB)

UNIT -V:

The MEMORY SYSTEMS: Basic memory circuits, Memory System Consideration, Read-Only Memory: ROM, PROM, EPROM, EEPROM, Flash Memory,

Cache Memories: Mapping Functions, INTERLEAVING

Secondary Storage: Magnetic Hard Disks, Optical Disks,

UNIT -VI:

Processing Unit: Fundamental Concepts: Register Transfers, Performing An Arithmetic Or Logic Operation, Fetching A Word From Memory,

Execution of Complete Instruction, Hardwired Control,

Micro programmed Control: Microinstructions, Micro program Sequencing, Wide Branch Addressing Microinstructions with next –Address Field

OUTCOMES:

- Students can understand the architecture of modern computer.
- They can analyze the Performance of a computer using performance equation
- Understanding of different instruction types.
- Students can calculate the effective address of an operand by addressing modes
- They can understand how computer stores positive and negative numbers.
- Understanding of how a computer performs arithmetic operation of positive and negative numbers.

TEXT BOOKS:

1. Computer Organization, Carl Hamacher, Zvonks Vranesic, Safea Zaky, 5th Edition, McGraw Hill.
2. Computer Architecture and Organization, John P. Hayes, 3rd Edition, McGraw Hill.

REFERENCE BOOKS:

1. Computer Organization and Architecture – William Stallings Sixth Edition, Pearson/PHI
2. Structured Computer Organization – Andrew S. Tanenbaum, 4th Edition PHI/Pearson
3. Fundamentals or Computer Organization and Design, - Sivaraama Dandamudi Springer Int. Edition.
4. “Computer Organization and Design: The Hardware/Software Interface” by David A. Patterson and John L. Hennessy.
5. J .P. Hayes, "Computer Architecture and Organization", McGraw-Hill, 1998.

II Year – II Semester

L	T	P	C
4	0	0	3

FORMAL LANGUAGE AND AUTOMATA THEORY

OBJECTIVE:

- Introduce the student to the concepts of Theory of computation in computer science
- The students should acquire insights into the relationship among formal languages, formal Grammars and automata.

UNIT – I: Finite Automata

Why Study Automata Theory? The Central Concepts of Automata Theory, Automation, Finite Automata, Transition Systems, Acceptance of a String by a Finite Automata, DFA, Design of DFAs, NFA, Design of NFA, Equivalence of DFA and NFA, Conversion of NFA into DFA, Finite Automata with E-Transition, Minimization of Finite Automata, Mealy and Moore Machines, Applications and Limitation of Finite Automata.

UNIT – II: Regular Expressions

Regular Expressions, Regular Sets, Identity Rules, Equivalence of two Regular Expressions, Manipulations of Regular Expressions, Finite Automata, and Regular Expressions, Inter Conversion, Equivalence between Finite Automata and Regular Expressions, Pumping Lemma, Closers Properties, Applications of Regular Expressions, Finite Automata and Regular Grammars, Regular Expressions and Regular Grammars.

UNIT – III: Context Free Grammars

Formal Languages, Grammars, Classification of Grammars, Chomsky Hierarchy Theorem, Context Free Grammar, Leftmost and Rightmost Derivations, Parse Trees, Ambiguous Grammars, Simplification of Context Free Grammars-Elimination of Useless Symbols, E-Productions and Unit Productions, Normal Forms for Context Free Grammars-Chomsky Normal Form and Greibach Normal Form, Pumping Lemma, Closure Properties, Applications of Context Free Grammars.

UNIT – IV: Pushdown Automata

Pushdown Automata, Definition, Model, Graphical Notation, Instantaneous Description Language Acceptance of pushdown Automata, Design of Pushdown Automata, Deterministic and Non – Deterministic Pushdown Automata, Equivalence of Pushdown Automata and Context Free Grammars Conversion, Two Stack Pushdown Automata, Application of Pushdown Automata.

UNIT – V: Turing Machine

Turing Machine, Definition, Model, Representation of Turing Machines-Instantaneous Descriptions, Transition Tables and Transition Diagrams, Language of a Turing Machine, Design of Turing Machines, Techniques for Turing Machine Construction, Types of Turing Machines, Church's Thesis, Universal Turing Machine, Restricted Turing Machine.

UNIT – VI: Computability

Decidable and Un-decidable Problems, Halting Problem of Turing Machines, Post's Correspondence Problem, Modified Post's Correspondence Problem, Classes of P and NP, NP-Hard and NP-Complete Problems.

OUTCOMES:

- Classify machines by their power to recognize languages,
- Employ finite state machines to solve problems in computing,
- Explain deterministic and non-deterministic machines,
- Comprehend the hierarchy of problems arising in the computer science

TEXT BOOKS:

1. Introduction to Automata Theory, Languages and Computation, J.E.Hopcroft, R.Motwani and J.D.Ullman, 3rd Edition, Pearson, 2008.
2. Theory of Computer Science-Automata, Languages and Computation, K.L.P.Mishra and N.Chandrasekharan, 3rd Edition, PHI, 2007.

REFERENCE BOOKS:

1. Formal Language and Automata Theory, K.V.N.Sunitha and N.Kalyani, Pearson, 2015.
2. Introduction to Automata Theory, Formal Languages and Computation, Shyamalendu Kandar, Pearson, 2013.
3. Theory of Computation, V.Kulkarni, Oxford University Press, 2013.
4. Theory of Automata, Languages and Computation, Rajendra Kumar, McGraw Hill, 2014.

II Year – II Semester

L	T	P	C
4	0	0	3

PRINCIPLES OF PROGRAMMING LANGUAGES

OBJECTIVES:

- To understand and describe syntax and semantics of programming languages
- To understand data, data types, and basic statements
- To understand call-return architecture and ways of implementing them
- To understand object-orientation, concurrency, and event handling in programming languages
- To develop programs in non-procedural programming paradigms

UNIT- I:

Syntax and semantics: Evolution of programming languages, describing syntax, context, free grammars, attribute grammars, describing semantics, lexical analysis, parsing, recursive - decent bottom - up parsing

UNIT- II:

Data, data types, and basic statements: Names, variables, binding, type checking, scope, scope rules, lifetime and garbage collection, primitive data types, strings, array types, associative arrays, record types, union types, pointers and references, Arithmetic expressions, overloaded operators, type conversions, relational and boolean expressions, assignment statements, mixed mode assignments, control structures – selection, iterations, branching, guarded Statements

UNIT- III:

Subprograms and implementations: Subprograms, design issues, local referencing, parameter passing, overloaded methods, generic methods, design issues for functions, semantics of call and return, implementing simple subprograms, stack and dynamic local variables, nested subprograms, blocks, dynamic scoping

UNIT- IV:

Object- orientation, concurrency, and event handling: Object – orientation, design issues for OOP languages, implementation of object, oriented constructs, concurrency, semaphores, Monitors, message passing, threads, statement level concurrency, exception handling, event handling

UNIT -V:

Functional programming languages: Introduction to lambda calculus, fundamentals of functional programming languages, Programming with Scheme, – Programming with ML,

UNIT -VI:

Logic programming languages: Introduction to logic and logic programming, – Programming with Prolog, multi - paradigm languages

OUTCOMES:

- Describe syntax and semantics of programming languages
- Explain data, data types, and basic statements of programming languages
- Design and implement subprogram constructs, Apply object - oriented, concurrency, and event handling programming constructs
- Develop programs in Scheme, ML, and Prolog
- Understand and adopt new programming languages

TEXT BOOKS:

1. Robert W. Sebesta, “Concepts of Programming Languages”, Tenth Edition, Addison Wesley, 2012.
2. Programming Languages, Principles & Paradigms, 2ed, Allen B Tucker, Robert E Noonan, TMH

REFERENCE BOOKS:

1. R. Kent Dybvig, “The Scheme programming language”, Fourth Edition, MIT Press, 2009.
2. Jeffrey D. Ullman, “Elements of ML programming”, Second Edition, Prentice Hall, 1998.
3. Richard A. O'Keefe, “The craft of Prolog”, MIT Press, 2009.
4. W. F. Clocksin and C. S. Mellish, “Programming in Prolog: Using the ISO Standard”, Fifth Edition, Springer, 2003

II Year – II Semester

L	T	P	C
0	0	3	2

ADVANCED DATA STRUCTURES LAB

OBJECTIVES:

- To understand heap and various tree structures like AVL, Red-black, B and Segment trees
- To understand the problems such as line segment intersection, convex shell and Voronoi diagram

Programming:

1. To perform various operations i.e., insertions and deletions on AVL trees.
2. To implement operations on binary heap.
 - i) Vertex insertion
 - ii) Vertex deletion
 - iii) Finding vertex
 - iv) Edge addition and deletion
3. To implement Prim's algorithm to generate a min-cost spanning tree.
4. To implement Krushkal's algorithm to generate a min-cost spanning tree.
5. To implement Dijkstra's algorithm to find shortest path in the graph.
6. To implementation of Static Hashing (Use Linear probing for collision resolution)
7. To implement of Huffmann coding.
8. To implement of B-tree.

OUTCOMES:

- Implement heap and various tree structure like AVL, Red-black, B and Segment trees
- Solve the problems such as line segment intersection, convex shell and Voronoi diagram

JAVA PROGRAMMING LAB

Exercise - 1 (Basics)

- a). Write a JAVA program to display default value of all primitive data type of JAVA
- b). Write a java program that display the roots of a quadratic equation $ax^2+bx=0$. Calculate the discriminate D and basing on value of D, describe the nature of root.
- c). Five Bikers Compete in a race such that they drive at a constant speed which may or may not be the same as the other. To qualify the race, the speed of a racer must be more than the average speed of all 5 racers. Take as input the speed of each racer and print back the speed of qualifying racers.
- d) Write a case study on **public static void main(250 words)**

Exercise - 2 (Operations, Expressions, Control-flow, Strings)

- a). Write a JAVA program to search for an element in a given list of elements using binary search mechanism.
- b). Write a JAVA program to sort for an element in a given list of elements using bubble sort
- (c). Write a JAVA program to sort for an element in a given list of elements using merge sort.
- (d) Write a JAVA program using StringBuffer to delete, remove character.

Exercise - 3 (Class, Objects)

- a). Write a JAVA program to implement class mechanism. – Create a class, methods and invoke them inside main method.
- b). Write a JAVA program to implement constructor.

Exercise - 4 (Methods)

- a). Write a JAVA program to implement constructor overloading.
- b). Write a JAVA program implement method overloading.

Exercise - 5 (Inheritance)

- a). Write a JAVA program to implement Single Inheritance
- b). Write a JAVA program to implement multi level Inheritance
- c). Write a java program for abstract class to find areas of different shapes

Exercise - 6 (Inheritance - Continued)

- a). Write a JAVA program give example for “super” keyword.
- b). Write a JAVA program to implement Interface. What kind of Inheritance can be achieved?

Exercise - 7 (Exception)

- a). Write a JAVA program that describes exception handling mechanism
- b). Write a JAVA program Illustrating Multiple catch clauses

Exercise – 8 (Runtime Polymorphism)

- a). Write a JAVA program that implements Runtime polymorphism
- b). Write a Case study on run time polymorphism, inheritance that implements in above problem

Exercise – 9 (User defined Exception)

- a). Write a JAVA program for creation of Illustrating throw
- b). Write a JAVA program for creation of Illustrating finally
- c). Write a JAVA program for creation of Java Built-in Exceptions
- d). Write a JAVA program for creation of User Defined Exception

Exercise – 10 (Threads)

- a). Write a JAVA program that creates threads by extending Thread class .First thread display “Good Morning “every 1 sec, the second thread displays “Hello “every 2 seconds and the third display “Welcome” every 3 seconds ,(Repeat the same by implementing Runnable)
- b). Write a program illustrating **isAlive** and **join ()**
- c). Write a Program illustrating Daemon Threads.

Exercise - 11 (Threads continuity)

- a). Write a JAVA program Producer Consumer Problem
- b). Write a case study on thread Synchronization after solving the above producer consumer problem

Exercise – 12 (Packages)

- a). Write a JAVA program illustrate class path
- b). Write a case study on including in class path in your os environment of your package.
- c). Write a JAVA program that import and use the defined your package in the previous Problem

Exercise - 13 (Applet)

- a). Write a JAVA program to paint like paint brush in applet.
- b) Write a JAVA program to display analog clock using Applet.
- c). Write a JAVA program to create different shapes and fill colors using Applet.

Exercise - 14 (Event Handling)

- a). Write a JAVA program that display the x and y position of the cursor movement using

Mouse.

- b). Write a JAVA program that identifies key-up key-down event user entering text in a Applet.

Exercise - 15 (Swings)

- a). Write a JAVA program to build a Calculator in Swings
- b). Write a JAVA program to display the digital watch in swing tutorial.

Exercise – 16 (Swings - Continued)

- a). Write a JAVA program that to create a single ball bouncing inside a JPanel.
- b). Write a JAVA program JTree as displaying a real tree upside down

III Year – I Semester

L	T	P	C
4	0	0	3

COMPILER DESIGN

OBJECTIVES:

- Understand the basic concept of compiler design, and its different phases which will be helpful to construct new tools like LEX, YACC, etc.

UNIT – I

Introduction Language Processing, Structure of a compiler the evaluation of Programming language, The Science of building a Compiler application of Compiler Technology. Programming Language Basics.

Lexical Analysis:- The role of lexical analysis buffering, specification of tokens. Recognitions of tokens the lexical analyzer generator lexical

UNIT –II

Syntax Analysis -: The Role of a parser, Context free Grammars Writing A grammar, top down parsing bottom up parsing Introduction to Lr Parser.

UNIT –III

More Powerful LR parser (LR1, LALR) Using Armigers Grammars Equal Recovery in Lr parser Syntax Directed Transactions Definition, Evolution order of SDTS Application of SDTS. Syntax Directed Translation Schemes.

UNIT – IV

Intermediated Code: Generation Variants of Syntax trees 3 Address code, Types and Deceleration, Translation of Expressions, Type Checking. Canted Flow Back patching?

UNIT – V

Runtime Environments, Stack allocation of space, access to Non Local date on the stack Heap Management code generation – Issues in design of code generation the target Language Address in the target code Basic blocks and Flow graphs. A Simple Code generation.

UNIT –VI

Machine Independent Optimization. The principle sources of Optimization peep hole Optimization, Introduction to Date flow Analysis.

OUTCOMES:

- Acquire knowledge in different phases and passes of Compiler, and specifying different types of tokens by lexical analyzer, and also able to use the Compiler tools like LEX, YACC, etc.
- Parser and its types i.e. Top-down and Bottom-up parsers.
- Construction of LL, SLR, CLR and LALR parse table.
- Syntax directed translation, synthesized and inherited attributes.
- Techniques for code optimization.

TEXT BOOKS:

1. Compilers, Principles Techniques and Tools. Alfred V Aho, Monical S. Lam, Ravi Sethi Jeffery D. Ullman, 2nd edition, pearson, 2007
2. Compiler Design K. Muneeswaran, OXFORD
3. Principles of compiler design, 2nd edition, Nandhini Prasad, Elsevier.

REFERENCE BOOKS:

1. Compiler Construction, Principles and practice, Kenneth C Loudon, CENGAGE
2. Implementations of Compiler, A New approach to Compilers including the algebraic methods, Yunlinsu, SPRINGER

III Year – I Semester

L	T	P	C
4	0	0	3

UNIX PROGRAMMING

OBJECTIVES:

- Written technical communication and effective use of concepts and terminology.
- Facility with UNIX command syntax and semantics.
- Ability to read and understand specifications, scripts and programs.
- Individual capability in problem solving using the tools presented within the class.
Students will demonstrate a mastery of the course materials and concepts within in class discussions.

UNIT-I

Introduction to unix-Brief History-What is Unix-Unix Components-Using Unix-Commands in Unix-Some Basic Commands-Command Substitution-Giving Multiple Commands.

UNIT-II

The File system –The Basics of Files-What’s in a File-Directories and File Names-Permissions-I Nodes-The Directory Hierarchy, File Attributes and Permissions-The File Command knowing the File Type-The Chmod Command Changing File Permissions-The Chown Command Changing the Owner of a File-The Chgrp Command Changing the Group of a File.

UNIT-III

Using the Shell-Command Line Structure-Met characters-Creating New Commands-Command Arguments and Parameters-Program Output as Arguments-Shell Variables- -More on I/O Redirection-Looping in Shell Programs.

UNIT-IV

Filters-The Grep Family-Other Filters-The Stream Editor Sed-The AWK Pattern Scanning and processing Language-Good Files and Good Filters.

UNIT-V

Shell Programming-Shell Variables-The Export Command-The Profile File a Script Run During Starting-The First Shell Script-The read Command-Positional parameters-The \$? Variable knowing the exit Status-More about the Set Command-The Exit Command-Branching Control Structures-Loop Control Structures-The Continue and Break Statement-The Expr Command: Performing Integer Arithmetic-Real Arithmetic in Shell Programs-The here Document(<<)-The Sleep Command-Debugging Scripts-The Script Command-The Eval Command-The Exec Command.

UNIT-VI

The Process-The Meaning-Parent and Child Processes-Types of Processes-More about Foreground and Background processes-Internal and External Commands-Process Creation-The Trap Command-The Stty Command-The Kill Command-Job Control.

OUTCOMES:

- Documentation will demonstrate good organization and readability.
- File processing projects will require data organization, problem solving and research.
- Scripts and programs will demonstrate simple effective user interfaces.
- Scripts and programs will demonstrate effective use of structured programming.
- Scripts and programs will be accompanied by printed output demonstrating completion of a test plan.
- Testing will demonstrate both black and glass box testing strategies.
- Project work will involve group participation.

TEXT BOOKS:

1. The Unix programming Environment by Brian W. Kernighan & Rob Pike, Pearson.
2. Introduction to Unix Shell Programming by M.G.Venkateshmurthy, Pearson.

REFERENCE BOOKS:

1. Unix and shell programming by B.M. Harwani, OXFORD university press.

III Year – I Semester

L	T	P	C
4	0	0	3

OBJECT ORIENTED ANALYSIS & DESIGN USING UML

OBJECTIVE:

- To understand how to solve complex problems
- Analyze and design solutions to problems using object oriented approach
- Study the notations of Unified Modeling Language

UNIT-I:

Introduction: The Structure of Complex systems, The Inherent Complexity of Software, Attributes of Complex System, Organized and Disorganized Complexity, Bringing Order to Chaos, Designing Complex Systems, Evolution of Object Model, Foundation of Object Model, Elements of Object Model, Applying the Object Model.

UNIT-II:

Classes and Objects: Nature of object, Relationships among objects, Nature of a Class, Relationship among Classes, Interplay of Classes and Objects, Identifying Classes and Objects, Importance of Proper Classification, Identifying Classes and Objects, Key abstractions and Mechanisms.

UNIT-III:

Introduction to UML: Why we model, Conceptual model of UML, Architecture, Classes, Relationships, Common Mechanisms, Class diagrams, Object diagrams.

UNIT-IV:

Basic Behavioral Modeling: Interactions, Interaction diagrams, Use cases, Use case Diagrams, Activity Diagrams.

UNIT-V:

Advanced Behavioral Modeling: Events and signals, state machines, processes and Threads, time and space, state chart diagrams.

UNIT-VI:

Architectural Modeling: Component, Deployment, Component diagrams and Deployment diagrams.

Case Study: The Unified Library application.

OUTCOME:

- Ability to find solutions to the complex problems using object oriented approach
- Represent classes, responsibilities and states using UML notation
- Identify classes and responsibilities of the problem domain

TEXT BOOKS:

1. “Object- Oriented Analysis And Design with Applications”, Grady BOOCH, Robert A. Maksimchuk, Michael W. ENGLE, Bobbi J. Young, Jim Conallen, Kellia Houston, 3rd edition, 2013, PEARSON.
2. “The Unified Modeling Language User Guide”, Grady Booch, James Rumbaugh, Ivar Jacobson, 12th Impression, 2012, PEARSON.

REFERENCE BOOKS:

1. “Object-oriented analysis and design using UML”, Mahesh P. Matha, PHI
2. “Head first object-oriented analysis and design”, Brett D. McLaughlin, Gary Pollice, Dave West, O’Reilly
3. “Object-oriented analysis and design with the Unified process”, John W. Satzinger, Robert B. Jackson, Stephen D. Burd, Cengage Learning
1. “The Unified modeling language Reference manual”, James Rumbaugh, Ivar Jacobson, Grady Booch, Addison-Wesley

III Year – I Semester

L	T	P	C
4	0	0	3

DATA BASE MANAGEMENT SYSTEMS

OBJECTIVES

- To learn the principles of systematically designing and using large scale Database Management Systems for various applications.

UNIT-I: An Overview of Database Management, Introduction- What is Database System- What is Database-Why Database- Data Independence- Relation Systems and Others- Summary, **Database system architecture, Introduction-** The Three Levels of Architecture-The External Level- the Conceptual Level- the Internal Level- Mapping- the Database Administrator-The Database Management Systems- Client/Server Architecture.

UNIT-II:

The E/R Models, The Relational Model, Relational Calculus, Introduction to Database Design, Database Design and Er Diagrams-Entities Attributes, and Entity Sets-Relationship and Relationship Sets-Conceptual Design With the Er Models, The Relational Model Integrity Constraints Over Relations- Key Constraints –Foreign Key Constraints-General Constraints, Relational Algebra and Calculus, Relational Algebra- Selection and Projection- Set Operation, Renaming – Joins- Division- More Examples of Queries, Relational Calculus, Tuple Relational Calculus- Domain Relational Calculus.

UNIT-III:

Queries, Constraints, Triggers: The Form of Basic SQL Query, Union, Intersect, and Except, Nested Queries, Aggregate Operators, Null Values, Complex Integrity Constraints in SQL, Triggers and Active Database.

UNIT-IV:

Schema Refinement (Normalization) : Purpose of Normalization or schema refinement, concept of functional dependency, normal forms based on functional dependency(1NF, 2NF and 3 NF), concept of surrogate key, Boyce-codd normal form(BCNF), Lossless join and dependency preserving decomposition, Fourth normal form(4NF).

UNIT-V:

Transaction Management and Concurrency Control:

Transaction, properties of transactions, transaction log, and transaction management with SQL using commit rollback and save point.

Concurrency control for lost updates, uncommitted data, inconsistent retrievals and the Scheduler. Concurrency control with locking methods : lock granularity, lock types, two phase locking for ensuring serializability, deadlocks, Concurrency control with time stamp ordering : Wait/Die and Wound/Wait Schemes, Database Recovery management : Transaction recovery.

UNIT-VI:

Overview of Storages and Indexing, Data on External Storage- File Organization and Indexing – Clustered Indexing – Primary and Secondary Indexes, Index Data Structures, Hash-Based Indexing – Tree-Based Indexing, Comparison of File Organization

OUTCOMES

- Describe a relational database and object-oriented database.
- Create, maintain and manipulate a relational database using SQL
- Describe ER model and normalization for database design.
- Examine issues in data storage and query processing and can formulate appropriate solutions.
- Understand the role and issues in management of data such as efficiency, privacy, security, ethical responsibility, and strategic advantage.
- Design and build database system for a given real world problem

TEXT BOOKS:

1. Introduction to Database Systems, CJ Date, Pearson

2. Data base Management Systems, Raghurama Krishnan, Johannes Gehrke, TATA McGraw Hill 3rd Edition

3. Database Systems - The Complete Book, H G Molina, J D Ullman, J Widom Pearson

REFERENCES BOOKS:

1. Data base Systems design, Implementation, and Management, Peter Rob & Carlos Coronel 7th Edition.

2. Fundamentals of Database Systems, Elmasri Navrate Pearson Education

3. Introduction to Database Systems, C.J.Date Pearson Education

III Year – I Semester

L	T	P	C
4	0	0	3

OPERATING SYSTEMS

OBJECTIVES:

- Study the basic concepts and functions of operating systems.
- Understand the structure and functions of OS.
- Learn about Processes, Threads and Scheduling algorithms.
- Understand the principles of concurrency and Deadlocks.
- Learn various memory management schemes.
- Study I/O management and File systems.
- Learn the basics of Linux system and perform administrative tasks on Linux Servers.

UNIT I

Introduction to Operating System Concept: Types of operating systems, operating systems concepts, operating systems services, Introduction to System call, System call types.

UNIT-II:

Process Management – Process concept, The process, Process State Diagram , Process control block, Process Scheduling- Scheduling Queues, Schedulers, Operations on Processes, Interprocess Communication, Threading Issues, Scheduling-Basic Concepts, Scheduling Criteria, Scheduling Algorithms.

UNIT-III:

Memory Management: Swapping, Contiguous Memory Allocation, Paging, structure of the Page Table, Segmentation

Virtual Memory Management:

Virtual Memory, Demand Paging, Page-Replacement Algorithms, Thrashing

UNIT-IV:

Concurrency: Process Synchronization, The Critical- Section Problem, Synchronization Hardware, Semaphores, Classic Problems of Synchronization, Monitors, Synchronization examples

Principles of deadlock – System Model, Deadlock Characterization, Deadlock Prevention, Detection and Avoidance, Recovery form Deadlock

UNIT-V:

File system Interface- the concept of a file, Access Methods, Directory structure, File system mounting, file sharing, protection.

File System implementation- File system structure, allocation methods, free-space management
Mass-storage structure overview of Mass-storage structure, Disk scheduling, Device drivers,

UNIT VI:

Linux System: Components of LINUX, Interprocess Communication, Synchronisation, Interrupt, Exception and System Call.

Android Software Platform: Android Architecture, Operating System Services, Android Runtime Application Development, Application Structure, Application Process management

OUTCOMES:

- Design various Scheduling algorithms.
- Apply the principles of concurrency.
- Design deadlock, prevention and avoidance algorithms.
- Compare and contrast various memory management schemes.
- Design and Implement a prototype file systems.
- Perform administrative tasks on Linux Servers
- Introduction to Android Operating System Internals

TEXT BOOK:

1. Operating System Concepts, Abraham Silberschatz, Peter Baer Galvin and Greg Gagne 9th Edition, John Wiley and Sons Inc., 2012.
2. Operating Systems – Internals and Design Principles, William Stallings, 7th Edition, Prentice Hall, 2011.
3. Operating Systems-S Halder, Alex A Aravind Pearson Education Second Edition 2016 .

REFERENCES:

1. Modern Operating Systems, Andrew S. Tanenbaum, Second Edition, Addison Wesley, 2001.
2. Operating Systems: A Design-Oriented Approach, Charles Crowley, Tata Mc Graw Hill Education”, 1996.
3. Operating Systems: A Concept-Based Approach, D M Dhamdhare, Second Edition, Tata Mc Graw-Hill Education, 2007.

III Year – I Semester

L	T	P	C
0	0	3	2

UNIFIED MODELING LAB

OBJECTIVES:

- Construct UML diagrams for static view and dynamic view of the system.
- Generate creational patterns by applicable patterns for given context.
- Create refined model for given Scenario using structural patterns.
- Construct behavioral patterns for given applications.

Week 1:

Familiarization with Rational Rose or Umbrello

For each case study:

Week 2, 3 & 4:

For each case study:

- a) Identify and analyze events
- b) Identify Use cases
- c) Develop event table
- d) Identify & analyze domain classes
- e) Represent use cases and a domain class diagram using Rational Rose
- f) Develop CRUD matrix to represent relationships between use cases and problem domain classes

Week 5 & 6:

For each case study:

- a) Develop Use case diagrams
- b) Develop elaborate Use case descriptions & scenarios
- c) Develop prototypes (without functionality)
- d) Develop system sequence diagrams

Week 7, 8, 9 & 10:

For each case study:

- a) Develop high-level sequence diagrams for each use case
- b) Identify MVC classes / objects for each use case
- c) Develop Detailed Sequence Diagrams / Communication diagrams for each use case showing interactions among all the three-layer objects
- d) Develop detailed design class model (use GRASP patterns for responsibility assignment)
- e) Develop three-layer package diagrams for each case study

Week 11 & 12:

For each case study:

- a) Develop Use case Packages
- b) Develop component diagrams
- c) Identify relationships between use cases and represent them
- d) Refine domain class model by showing all the associations among classes

Week 13 onwards:

For each case study:

- a) Develop sample diagrams for other UML diagrams - state chart diagrams, activity diagrams and deployment diagrams

OUTCOMES:

- Understand the Case studies and design the Model.
- Understand how design patterns solve design problems.
- Develop design solutions using creational patterns.

Construct design solutions by using structural and behavioral patterns

OPERATING SYSEMS AND LINUX PROGRAMMING LAB

OBJECTIVES:

- To understand the design aspects of operating system.
- To study the process management concepts & Techniques.
- To study the storage management concepts.
- To familiarize students with theLinux environment
- To learn the fundamentals of shell scripting/programming
- To conceptualize Data Mining and the need for pre-processing.
- To learn the algorithms used for various types of Data Mining Problem

OPERATING SYSTEMS

1. Simulate the following CPU scheduling algorithms
a) Round Robin b) SJF c) FCFS d) Priority
2. Multiprogramming-Memory management- Implementation of fork (), wait (), exec() and exit (), System calls
3. Simulate the following
a) Multiprogramming with a fixed number of tasks (MFT)
b) Multiprogramming with a variable number of tasks (MVT)
4. Simulate Bankers Algorithm for Dead Lock Avoidance
5. Simulate Bankers Algorithm for Dead Lock Prevention.
6. Simulate the following page replacement algorithms.
a) FIFO b) LRU c) LFU
7. Simulate the following File allocation strategies
a) Sequenced b) Indexed c) Linked

LINUX PROGRAMMING

1. a) Study of Unix/Linux general purpose utility command list
man,who,cat, cd, cp, ps, ls, mv, rm, mkdir, rmdir, echo, more, date, time, kill, history, chmod, chown, finger, pwd, cal, logout, shutdown.
b) Study of vi editor.
c) Study of Bash shell, Bourne shell and C shell in Unix/Linux operating system.
d) Study of Unix/Linux file system (tree structure).
e) Study of .bashrc, /etc/bashrc and Environment variables.

2. Write a C program that makes a copy of a file using standard I/O, and system calls
3. Write a C program to emulate the UNIX `ls -l` command.
4. Write a C program that illustrates how to execute two commands concurrently with a command pipe.

Ex: - `ls -l | sort`

5. Write a C program that illustrates two processes communicating using shared memory
6. Write a C program to simulate producer and consumer problem using semaphores
7. Write C program to create a thread using pthreads library and let it run its function.
8. Write a C program to illustrate concurrent execution of threads using pthreads library.

OUTCOMES:

- To use Unix utilities and perform basic shell control of the utilities
- To use the Unix file system and file access control.
- To use of an operating system to develop software
- Students will be able to use Linux environment efficiently
- Solve problems using bash for shell scripting
- Will be able to implement algorithms to solve data mining problems using weka tool

III Year – I Semester

L	T	P	C
0	0	3	2

DATA BASE MANAGEMENT SYSTEM LAB

OBJECTIVES:

- To provide a sound introduction to the discipline of database management as a subject in its own right, rather than as a compendium of techniques and product-specific tools.
- To familiarize the participant with the nuances of database environments towards an information-oriented data-processing oriented framework
- To give a good formal foundation on the relational model of data
- To present SQL and procedural interfaces to SQL comprehensively
- To give an introduction to systematic database design approaches covering conceptual design, logical design and an overview of physical design

List of Experiments:

SQL

1. Queries to facilitate acquaintance of Built-In Functions, String Functions, Numeric Functions, Date Functions and Conversion Functions.
2. Queries using operators in SQL
3. Queries to Retrieve and Change Data: Select, Insert, Delete, and Update
4. Queries using Group By, Order By, and Having Clauses
5. Queries on Controlling Data: Commit, Rollback, and Save point
6. Queries to Build Report in SQL *PLUS
7. Queries for Creating, Dropping, and Altering Tables, Views, and Constraints
8. Queries on Joins and Correlated Sub-Queries
9. Queries on Working with Index, Sequence, Synonym, Controlling Access, and Locking Rows for Update, Creating Password and Security features

PL/SQL

10. Write a PL/SQL Code using Basic Variable, Anchored Declarations, and Usage of

Assignment Operation

11. Write a PL/SQL Code Bind and Substitution Variables. Printing in PL/SQL
12. Write a PL/SQL block using SQL and Control Structures in PL/SQL
13. Write a PL/SQL Code using Cursors, Exceptions and Composite Data Types
14. Write a PL/SQL Code using Procedures, Functions, and Packages FORMS
15. Write a PL/SQL Code Creation of forms for any Information System such as Student Information System, Employee Information System etc. 18
16. Demonstration of database connectivity

OUTCOMES:

- Understand, appreciate and effectively explain the underlying concepts of database technologies
- Design and implement a database schema for a given problem-domain
- Normalize a database
- Populate and query a database using SQL DML/DDI commands.
- Declare and enforce integrity constraints on a database using a state-of-the-artRDBMS
- Programming PL/SQL including stored procedures, stored functions, cursors, packages.
- Design and build a GUI application using a 4GL

Note: The creation of sample database for the purpose of the experiments is expected to be predecided by the instructor.

Text Books/Suggested Reading:

1. Oracle: The Complete Reference by Oracle Press
2. Nilesh Shah, "Database Systems Using Oracle", PHI, 2007.
3. Rick F Vander Lans, "Introduction to SQL", Fourth Edition, Pearson Education, 2007

III Year – I Semester

L	T	P	C
0	3	0	0

PROFESSIONAL ETHICS AND HUMAN VALUES

Course Objectives:

***To give basic insights and inputs to the student to inculcate Human values to grow as a responsible human beings with proper personality.**

***Professional Ethics instills the student to maintain ethical conduct and discharge their professional duties.**

UNIT I: Human Values:

Morals, Values and Ethics – Integrity –Trustworthiness - Work Ethics – Service Learning – Civic Virtue – Respect for others – Living Peacefully – Caring – Sharing – Honesty –Courage – Value Time – Co-operation – Commitment – Empathy – Self-confidence – Spirituality-Character.

UNIT: II: Principles for Harmony:

Truthfulness – Customs and Traditions -Value Education – Human Dignity – Human Rights – Fundamental Duties - Aspirations and Harmony (I, We & Nature) – Gender Bias - Emotional Intelligence – Salovey – Mayer Model – Emotional Competencies – Conscientiousness.

UNIT III: Engineering Ethics and Social Experimentation:

History of Ethics - Need of Engineering Ethics - Senses of Engineering Ethics- Profession and Professionalism —Self Interest - Moral Autonomy – Utilitarianism – Virtue Theory - Uses of Ethical Theories - Deontology- Types of Inquiry –Kohlberg’s Theory - Gilligan’s Argument – Heinz’s Dilemma - Comparison with Standard Experiments — Learning from the Past – Engineers as Managers – Consultants and Leaders – Balanced Outlook on Law - Role of Codes – Codes and Experimental Nature of Engineering.

UNIT IV: Engineers’ Responsibilities towards Safety and Risk:

Concept of Safety - Safety and Risk – Types of Risks – Voluntary v/sInvoluntary Risk – Consequences - Risk Assessment – Accountability – Liability - Reversible Effects - Threshold Levels of Risk - Delayed v/sImmediate Risk - Safety and the Engineer – Designing for Safety – Risk-Benefit Analysis-Accidents.

UNIT V: Engineers' Duties and Rights:

Concept of Duty - Professional Duties – Collegiality - Techniques for Achieving Collegiality – Senses of Loyalty - Consensus and Controversy - Professional and Individual Rights – Confidential and Proprietary Information - Conflict of Interest-Ethical egoism - Collective Bargaining – Confidentiality - Gifts and Bribes - Problem solving-Occupational Crimes-Industrial Espionage- Price Fixing-Whistle Blowing.

UNIT VI: Global Issues:

Globalization and MNCs –Cross Culture Issues - Business Ethics – Media Ethics - Environmental Ethics – Endangering Lives - Bio Ethics - Computer Ethics - War Ethics – Research Ethics -Intellectual Property Rights.

- Related Cases Shall be dealt where ever necessary.

Outcome:

***It gives a comprehensive understanding of a variety issues that are encountered by every professional in discharging professional duties.**

***It provides the student the sensitivity and global outlook in the contemporary world to fulfill the professional obligations effectively.**

References:

1. Professional Ethics by R. Subramaniam – Oxford Publications, New Delhi.
2. Ethics in Engineering by Mike W. Martin and Roland Schinzinger - Tata McGraw-Hill – 2003.
3. Professional Ethics and Morals by Prof.A.R.Aryasri, DharanikotaSuyodhana - Maruthi Publications.
4. Engineering Ethics by Harris, Pritchard and Rabins, Cengage Learning, New Delhi.
5. Human Values & Professional Ethics by S. B. Gogate, Vikas Publishing House Pvt. Ltd., Noida.
6. Engineering Ethics & Human Values by M.Govindarajan, S.Natarajan and V.S.SenthilKumar-PHI Learning Pvt. Ltd – 2009.
7. Professional Ethics and Human Values by A. Alavudeen, R.Kalil Rahman and M. Jayakumaran – University Science Press.
8. Professional Ethics and Human Values by Prof.D.R.Kiran-Tata McGraw-Hill - 2013
9. Human Values And Professional Ethics by Jayshree Suresh and B. S. Raghavan, S.Chand Publications

COMPUTER NETWORKS

OBJECTIVES:

- Understand state-of-the-art in network protocols, architectures, and applications.
- Process of networking research
- Constraints and thought processes for networking research
- Problem Formulation—Approach—Analysis—

UNIT – I:

Introduction: Network Topologies WAN, LAN, MAN. Reference models- The OSI Reference Model- the TCP/IP Reference Model - A Comparison of the OSI and TCP/IP Reference Models

UNIT – II:

Physical Layer – Fourier Analysis – Bandwidth Limited Signals – The Maximum Data Rate of a Channel - Guided Transmission Media, Digital Modulation and Multiplexing: Frequency Division Multiplexing, Time Division Multiplexing, Code Division Multiplexing

Data Link Layer Design Issues, Error Detection and Correction, Elementary Data Link Protocols, Sliding Window Protocols

UNIT – III:

The Data Link Layer - Services Provided to the Network Layer – Framing – Error Control – Flow Control, Error Detection and Correction – Error-Correcting Codes – Error Detecting Codes, Elementary Data Link Protocols- A Utopian Simplex Protocol-A Simplex Stop and Wait Protocol for an Error free channel-A Simplex Stop and Wait Protocol for a Noisy Channel, Sliding Window Protocols-A One Bit Sliding Window Protocol-A Protocol Using Go-Back-N- A Protocol Using Selective Repeat

UNIT – IV:

The Medium Access Control Sublayer-The Channel Allocation Problem-Static Channel Allocation-Assumptions for Dynamic Channel Allocation, Multiple Access Protocols-Aloha-Carrier Sense Multiple Access Protocols-Collision-Free Protocols-Limited Contention Protocols-Wireless LAN Protocols, Ethernet-Classic Ethernet Physical Layer-Classic Ethernet MAC Sublayer Protocol-Ethernet Performance-Fast Ethernet Gigabit Ethernet-10-Gigabit Ethernet-Retrospective on Ethernet, Wireless Lans-The 802.11 Architecture and Protocol Stack-The 802.11 Physical Layer-The802.11 MAC Sublayer Protocol-The 805.11 Frame Structure-Services

UNIT – V:

Design Issues-The Network Layer Design Issues – Store and Forward Packet Switching-Services Provided to the Transport layer- Implementation of Connectionless Service-Implementation of Connection Oriented Service-Comparison of Virtual Circuit and Datagram Networks, Routing Algorithms-The Optimality principle-Shortest path Algorithm, Congestion Control Algorithms-Approaches to Congestion Control-Traffic Aware Routing-Admission Control-Traffic Throttling-Load Shedding.

UNIT – VI:

Transport Layer – The Internet Transport Protocols: Udp, the Internet Transport Protocols: Tcp
Application Layer –The Domain Name System: The DNS Name Space, Resource Records, Name Servers, Electronic Mail: Architecture and Services, The User Agent, Message Formats, Message Transfer, Final Delivery

OUTCOMES:

- Understand OSI and TCP/IP models
- Analyze MAC layer protocols and LAN technologies
- Design applications using internet protocols
- Understand routing and congestion control algorithms
- Understand how internet works

TEXT BOOKS:

1. Tanenbaum and David J Wetherall, Computer Networks, 5th Edition, Pearson Edu, 2010
2. Computer Networks: A Top Down Approach, Behrouz A. Forouzan, FirouzMosharraf, McGraw Hill Education

REFERENCE BOOKS:

1. Larry L. Peterson and Bruce S. Davie, “Computer Networks - A Systems Approach” (5th ed), Morgan Kaufmann/ Elsevier, 2011

III Year – II Semester

L	T	P	C
4	0	0	3

DATA WARE HOUSING AND DATA MINING

OBJECTIVES:

- Students will be enabled to understand and implement classical models and algorithms in data warehousing and data mining.
- They will learn how to analyze the data, identify the problems, and choose the relevant models and algorithms to apply.
- They will further be able to assess the strengths and weaknesses of various methods and algorithms and to analyze their behavior.

UNIT –I:

Introduction: Why Data Mining? What Is Data Mining? 1.3 What Kinds of Data Can Be Mined? 1.4 What Kinds of Patterns Can Be Mined? Which Technologies Are Used? Which Kinds of Applications Are Targeted? Major Issues in Data Mining. Data Objects and Attribute Types, Basic Statistical Descriptions of Data, Data Visualization, Measuring Data Similarity and Dissimilarity

UNIT –II:

Data Pre-processing: Data Preprocessing: An Overview, Data Cleaning, Data Integration, Data Reduction, Data Transformation and Data Discretization

UNIT –III:

Classification: Basic Concepts, General Approach to solving a classification problem, Decision Tree Induction: Working of Decision Tree, building a decision tree, methods for expressing an attribute test conditions, measures for selecting the best split, Algorithm for decision tree induction.

UNIT –IV:

Classification: Alternative Techniques, Bayes' Theorem, Naïve Bayesian Classification, Bayesian Belief Networks

UNIT –V

Association Analysis: Basic Concepts and Algorithms: Problem Defecation, Frequent Item Set generation, Rule generation, compact representation of frequent item sets, FP-Growth Algorithm. (Tan & Vipin)

UNIT –VI

Cluster Analysis: Basic Concepts and Algorithms: Overview: What Is Cluster Analysis? Different Types of Clustering, Different Types of Clusters; K-means: The Basic K-means Algorithm, K-means Additional Issues, Bisecting K-means, Strengths and Weaknesses; Agglomerative Hierarchical Clustering: Basic Agglomerative Hierarchical Clustering Algorithm DBSCAN: Traditional Density Center-Based Approach, DBSCAN Algorithm, Strengths and Weaknesses. (Tan & Vipin)

OUTCOMES:

- Understand stages in building a Data Warehouse
- Understand the need and importance of preprocessing techniques
- Understand the need and importance of Similarity and dissimilarity techniques
- Analyze and evaluate performance of algorithms for Association Rules.
- Analyze Classification and Clustering algorithms

TEXT BOOKS:

1. Introduction to Data Mining: Pang-Ning Tan & Michael Steinbach, Vipin Kumar, Pearson.
2. Data Mining concepts and Techniques, 3/e, Jiawei Han, Michel Kamber, Elsevier.

REFERENCE BOOKS:

1. Data Mining Techniques and Applications: An Introduction, Hongbo Du, Cengage Learning.
2. Data Mining : VikramPudi and P. Radha Krishna, Oxford.
3. Data Mining and Analysis - Fundamental Concepts and Algorithms; Mohammed J. Zaki, Wagner Meira, Jr, Oxford
4. Data Warehousing Data Mining & OLAP, Alex Berson, Stephen Smith, TMH.

III Year – II Semester

L	T	P	C
4	0	0	3

DESIGN AND ANALYSIS OF ALGORITHMS

OBJECTIVES:

Upon completion of this course, students will be able to do the following:

- Analyze the asymptotic performance of algorithms.
- Write rigorous correctness proofs for algorithms.
- Demonstrate a familiarity with major algorithms and data structures.
- Apply important algorithmic design paradigms and methods of analysis.
- Synthesize efficient algorithms in common engineering design situations

UNIT-I:

Introduction: What is an Algorithm, Algorithm Specification, Pseudocode Conventions Recursive Algorithm, Performance Analysis, Space Complexity, Time Complexity, Amortized Complexity, Amortized Complexity, Asymptotic Notation, Practical Complexities, Performance Measurement.

UNIT-II:

Dived and Conquer: General Method, Defective Chessboard, Binary Search, Finding the Maximum and Minimum, Merge Sort, Quick Sort, Performance Measurement, Randomized Sorting Algorithms.

UNIT-III:

The Greedy Method: The General Method, Knapsack Problem, Job Sequencing with Deadlines, Minimum-cost Spanning Trees, Prim's Algorithm, Kruskal's Algorithms, An Optimal Randomized Algorithm, Optimal Merge Patterns, Single Source Shortest Paths.

UNIT-IV:

Dynamic Programming: All - Pairs Shortest Paths, Single – Source Shortest paths General Weights, String Edition, 0/1 Knapsack, Reliability Design,

UNIT-V:

Backtracking: The General Method, The 8-Queens Problem, Sum of Subsets, Graph Coloring , Hamiltonian Cycles.

UNIT-VI:

Branch and Bound: The Method, Least cost (LC) Search, The 15-Puzzle: an Example, Control Abstraction for LC-Search, Bounding, FIFO Branch-and-Bound, LC Branch and Bound, 0/1 Knapsack Problem, LC Branch-and Bound Solution, FIFO Branch-and-Bound Solution, Traveling Salesperson.

OUTCOMES:

Students who complete the course will have demonstrated the ability to do the following:

- Argue the correctness of algorithms using inductive proofs and invariants.
- Analyze worst-case running times of algorithms using asymptotic analysis.
- Describe the divide-and-conquer paradigm and explain when an algorithmic design situation calls for it. Recite algorithms that employ this paradigm. Synthesize divide-and-conquer algorithms. Derive and solve recurrences describing the performance of divide-and-conquer algorithms.
- Describe the dynamic-programming paradigm and explain when an algorithmic design situation calls for it. Recite algorithms that employ this paradigm. Synthesize dynamic-programming algorithms, and analyze them.
- Describe the greedy paradigm and explain when an algorithmic design situation calls for it. Recite algorithms that employ this paradigm. Synthesize greedy algorithms, and analyze them.

TEXT BOOKS:

1. Fundamentals of computer algorithms E. Horowitz S. Sahni, University Press
2. Introduction to Algorithms Thomas H. Cormen, PHI Learning

REFERENCE BOOKS

1. The Design and Analysis of Computer Algorithms, Alfred V. Aho, John E. Hopcroft, Jeffrey D. Ullman
2. Algorithm Design, Jon Kleinberg, Pearson.

III Year – II Semester

L	T	P	C
4	0	0	3

SOFTWARE TESTING METHODOLOGIES

OBJECTIVE:

Fundamentals for various testing methodologies.

- Describe the principles and procedures for designing test cases.
- Provide supports to debugging methods.
- Acts as the reference for software testing techniques and strategies.

UNIT-I:

Introduction: Purpose of Testing, Dichotomies, Model for Testing, Consequences of Bugs, Taxonomy of Bugs.

Flow graphs and Path testing: Basics Concepts of Path Testing, Predicates, Path Predicates and Achievable Paths, Path Sensitizing, Path Instrumentation, Application of Path Testing.

UNIT-II:

Transaction Flow Testing: Transaction Flows, Transaction Flow Testing Techniques.

Dataflow testing: Basics of Dataflow Testing, Strategies in Dataflow Testing, Application of Dataflow Testing.

UNIT-III:

Domain Testing: Domains and Paths, Nice & Ugly Domains, Domain testing, Domains and Interfaces Testing, Domain and Interface Testing, Domains and Testability.

Paths, Path products and Regular expressions: Path Products & Path Expression, Reduction Procedure, Applications, Regular Expressions & Flow Anomaly Detection.

UNIT-IV:

Syntax Testing: Why, What and How, A Grammar for formats, Test Case Generation, Implementation and Application and Testability Tips.

Logic Based Testing: Overview, Decision Tables, Path Expressions, KV Charts, and Specifications.

UNIT – V:

State, State Graphs and Transition Testing: State Graphs, Good & Bad State Graphs, State Testing, and Testability Tips.

Graph Matrices and Application:-Motivational overview, matrix of graph, relations, power of a matrix, node reduction algorithm.

UNIT -VI:

Software Testing Tools: Introduction to Testing, Automated Testing, Concepts of Test Automation, Introduction to list of tools like Win runner, Load Runner, Jmeter, About Win Runner ,Using Win runner, Mapping the GUI, Recording Test, Working with Test, Enhancing Test, Checkpoints, Test Script Language, Putting it all together, Running and Debugging Tests, Analyzing Results, Batch Tests, Rapid Test Script Wizard.

OUTCOME:

- Understand the basic testing procedures.
- Able to support in generating test cases and test suites.
- Able to test the applications manually by applying different testing methods and automation tools.
- Apply tools to resolve the problems in Real time environment.

TEXT BOOKS:

1. Software testing techniques – Boris Beizer, Dreamtech, second edition.
2. Software Testing- Yogesh Singh, Camebridge

REFERENCE BOOKS:

1. The Craft of software testing - Brian Marick, Pearson Education.
2. Software Testing, 3rd edition, P.C. Jorgensen, Aurbach Publications (Dist.by SPD).
3. Software Testing, N.Chauhan, Oxford University Press.
4. Introduction to Software Testing, P.Ammann&J.Offutt, Cambridge Univ.Press.
5. Effective methods of Software Testing, Perry, John Wiley, 2nd Edition, 1999.
6. Software Testing Concepts and Tools, P.NageswaraRao, dreamtech Press
7. Win Runner in simple steps by Hakeem Shittu, 2007Genixpress.
8. Foundations of Software Testing, D.Graham& Others, Cengage Learning.

III Year – II Semester

L	T	P	C
4	0	0	3

ARTIFICIAL INTELLIGENCE
(Open Elective)

OBJECTIVES:

- To have a basic proficiency in a traditional AI language including an ability to write simple to intermediate programs and an ability to understand code written in that language.
- To have an understanding of the basic issues of knowledge representation and blind and heuristic search, as well as an understanding of other topics such as minimax, resolution, etc. that play an important role in AI programs.
- To have a basic understanding of some of the more advanced topics of AI such as learning, natural language processing, agents and robotics, expert systems, and planning

UNIT-I:

Introduction to artificial intelligence: Introduction ,history, intelligent systems, foundations of AI, applications, tic-tac-tie game playing, development of ai languages, current trends in AI

UNIT-II:

Problem solving: state-space search and control strategies :Introduction, general problem solving, characteristics of problem, exhaustive searches, heuristic search techniques, iterative-deepening a*, constraint satisfaction

Problem reduction and game playing: Introduction, problem reduction, game playing, alpha-beta pruning, two-player perfect information games

UNIT-III:

Logic concepts: Introduction, propositional calculus, propositional logic, natural deduction system, axiomatic system, semantic tableau system in propositional logic, resolution refutation in propositional logic, predicate logic

UNIT-IV:

Knowledge representation: Introduction, approaches to knowledge representation, knowledge representation using semantic network, extended semantic networks for KR, knowledge representation using frames **advanced knowledge representation techniques:** Introduction, conceptual dependency theory, script structure, cyc theory, case grammars, semantic web

UNIT-V:

Expert system and applications: Introduction phases in building expert systems, expert system versus traditional systems, rule-based expert systems blackboard systems truth maintenance systems, application of expert systems, list of shells and tools

UNIT-VI:

Uncertainty measure: probability theory: Introduction, probability theory, Bayesian belief networks, certainty factor theory, Dempster-Shafer theory

Fuzzy sets and fuzzy logic: Introduction, fuzzy sets, fuzzy set operations, types of membership functions, multi-valued logic, fuzzy logic, linguistic variables and hedges, fuzzy propositions, inference rules for fuzzy propositions, fuzzy systems.

OUTCOMES:

- Identify problems that are amenable to solution by AI methods, and which AI methods may be suited to solving a given problem.
- Formalize a given problem in the language/framework of different AI methods (e.g., as a search problem, as a constraint satisfaction problem, as a planning problem, as a Markov decision process, etc).
- Implement basic AI algorithms (e.g., standard search algorithms or dynamic programming).
- Design and carry out an empirical evaluation of different algorithms on problem formalization, and state the conclusions that the evaluation supports.

TEXT BOOKS:

1. Artificial Intelligence- Saroj Kaushik, CENGAGE Learning,
2. Artificial intelligence, A modern Approach , 2nded, Stuart Russel, Peter Norvig, PEA
3. Artificial Intelligence- Rich, Kevin Knight, Shiv Shankar B Nair, 3rded, TMH
4. Introduction to Artificial Intelligence, Patterson, PHI

REFERENCE BOOKS:

1. Artificial intelligence, structures and Strategies for Complex problem solving, -George F Luger, 5thed, PEA
2. Introduction to Artificial Intelligence, Ertel, Wolf Gang, Springer
3. Artificial Intelligence, A new Synthesis, Nils J Nilsson, Elsevier

INTERNET OF THINGS

(Open Elective)

OBJECTIVES:

- Identify problems that are amenable to solution by AI methods, and which AI methods may be suited to solving a given problem.
- Formalize a given problem in the language/framework of different AI methods (e.g., as a search problem, as a constraint satisfaction problem, as a planning problem, as a Markov decision process, etc).
- Implement basic AI algorithms (e.g., standard search algorithms or dynamic programming).
- Design and carry out an empirical evaluation of different algorithms on problem formalization, and state the conclusions that the evaluation supports.

UNIT - I:

The Internet of Things: An Overview of Internet of things, Internet of Things Technology, behind IoTs Sources of the IoTs, M2M Communication, Examples OF IoTs, Design Principles For Connected Devices

UNIT – II:

Business Models for Business Processes in the Internet of Things ,IoT/M2M systems LAYERS AND designs standardizations ,Modified OSI Stack for the IoT/M2M Systems ,ETSI M2M domains and High-level capabilities ,Communication Technologies, Data Enrichment and Consolidation and Device Management Gateway Ease of designing and affordability

UNIT – III:

Design Principles for the Web Connectivity for connected-Devices, Web Communication protocols for Connected Devices, Message Communication protocols for Connected Devices, Web Connectivity for connected-Devices.

UNIT– IV:

Internet Connectivity Principles, Internet connectivity, Application Layer Protocols: HTTP, HTTPS, FTP, Telnet.

UNIT– V:

Data Acquiring, Organizing and Analytics in IoT/M2M, Applications/Services/Business Processes, IOT/M2M Data Acquiring and Storage, Business Models for Business Processes in

the Internet Of Things, Organizing Data, Transactions, Business Processes, Integration and Enterprise Systems.

UNIT – VI

Data Collection, Storage and Computing Using a Cloud Platform for IoT/M2M Applications/Services, Data Collection, Storage and Computing Using cloud platform Everything as a service and Cloud Service Models, IOT cloud-based services using the Xively (Pachube/COSM), Nimbits and other platforms Sensor, Participatory Sensing, Actuator, Radio Frequency Identification, and Wireless, Sensor Network Technology, Sensors Technology ,Sensing the World.

OUTCOMES:

- Demonstrate knowledge and understanding of the security and ethical issues of the Internet of Things
- Conceptually identify vulnerabilities, including recent attacks, involving the Internet of Things
- Develop critical thinking skills
- Compare and contrast the threat environment based on industry and/or device type

TEXTBOOKS:

- Internet of Things: Architecture, Design Principles And Applications, Rajkamal, McGraw Hill Higher Education
- Internet of Things, A.Bahgya and V.Madisetti, Univesity Press, 2015

REFERNCE BOOKS:

1. Designingthe Internet of Things, Adrian McEwen and Hakim Cassimally, Wiley
2. Getting Started with the Internet of Things CunoPfister , Oreilly

CYBER SECURITY

(Open Elective)

OBJECTIVES:

- The Cyber security Course will provide the students with foundational Cyber Security principles, Security architecture, risk management, attacks, incidents, and emerging IT and IS technologies.
- Students will gain insight into the importance of Cyber Security and the integral role of Cyber Security professionals.

UNIT- I: Introduction to Cybercrime:

Introduction, Cybercrime: Definition and Origins of the Word, Cybercrime and Information Security ,Who are Cybercriminals? , Classifications of Cybercrimes, Cybercrime: The Legal Perspectives, Cybercrimes: An Indian Perspective, Cybercrime and the Indian ITA 2000, A Global Perspective on Cybercrimes, Cybercrime Era: Survival Mantra for the Netizens

UNIT -II: Cyber offenses:

How Criminals Plan Them –Introduction, How Criminals Plan the Attacks, Social Engineering, Cyber stalking, Cyber cafe and Cybercrimes, Botnets: The Fuel for Cybercrime, Attack Vector Cloud Computing.

UNIT -III: Cybercrime Mobile and Wireless Devices:

Introduction, Proliferation of Mobile and Wireless Devices, Trends in Mobility, Credit Card Frauds in Mobile and Wireless Computing Era, Security Challenges Posed by Mobile Devices, Registry Settings for Mobile Devices, Authentication Service Security, Attacks on Mobile/Cell Phones, Mobile Devices: Security Implications for Organizations, Organizational Measures for Handling Mobile, Organizational Security Policies and Measures in Mobile Computing Era, Laptops.

UNIT -IV: Tools and Methods Used in Cybercrime:

Introduction, Proxy Servers and Anonymizers, Phishing, Password Cracking, Key loggers and Spywares, Virus and Worms, Trojan Horses and Backdoors, Steganography, DoS and DDoS Attacks, SQL Injection, Buffer Overflow, Attacks on Wireless Networks, Phishing and Identity Theft:Introduction,Phishing,IdentityTheft(IDTheft)

UNIT -V: Cybercrimes and Cyber security:

Why Do We Need Cyber laws: The Indian Context, The Indian IT Act, Challenges to Indian Law and Cybercrime Scenario in India, Consequences of Not Addressing the Weakness in Information Technology Act, Digital Signatures and the Indian IT Act, Information Security Planning and Governance, Information Security Policy Standards, Practices, The information Security Blueprint, Security education, Training and awareness program, Continuing Strategies.

UNIT -VI: Understanding Computer Forensics:

Introduction, Historical Background of Cyber forensics, Digital Forensics Science, The Need for Computer Forensics, Cyber forensics and Digital Evidence, Forensics Analysis of E-Mail, Digital Forensics Life Cycle, Chain of Custody Concept, Network Forensics, Approaching a Computer Forensics Investigation, Computer Forensics and Steganography, Relevance of the OSI 7 Layer Model to Computer Forensics, Forensics and Social Networking Sites: The Security/Privacy Threats, Computer Forensics from Compliance Perspective, Challenges in Computer Forensics, Special Tools and Techniques, Forensics Auditing, Antiforensics

OUTCOMES:

- Cyber Security architecture principles
- Identifying System and application security threats and vulnerabilities
- Identifying different classes of attacks
- Cyber Security incidents to apply appropriate response
- Describing risk management processes and practices
- Evaluation of decision making outcomes of Cyber Security scenarios

TEXT BOOKS:

1. Cyber Security: Understanding Cyber Crimes, Computer Forensics and Legal Perspectives, Nina Godbole, SunitBelapure, Wiley.
2. Principles of Information Security, MichealE.Whitman and Herbert J.Mattord, Cengage Learning.

REFERENCES:

1. Information Security, Mark Rhodes, Ousley, MGH.

DIGITAL SIGNAL PROCESSING

(Open Elective)

OBJECTIVES:

- To study DFT and its computation
- To study the design techniques for digital filters
- To study the finite word length effects in signal processing
- To study the non-parametric methods of power spectrum estimations
- To study the fundamentals of digital signal processors.

UNIT -I

Discrete Fourier Transform

DFT and its properties, Relation between DTFT and DFT, FFT computations using Decimation in time and Decimation in frequency algorithms, Overlap-add and save methods

UNIT -II

Infinite Impulse Response Digital Filters

Review of design of analogue Butterworth and Chebyshev Filters, Frequency transformation in analogue domain - Design of IIR digital filters using impulse invariance technique - Design of digital filters using bilinear transform - pre warping - Realization using direct, cascade and parallel forms.

UNIT- III

Finite Impulse Response Digital Filters

Symmetric and Ant symmetric FIR filters - Linear phase FIR filters - Design using Hamming, Henning and Blackman Windows - Frequency sampling method - Realization of FIR filters - Transversal, Linear phase and Polyphase structures.

UNIT -IV

Finite Word Length Effects

Fixed point and floating point number representations - Comparison - Truncation and Rounding errors - Quantization noise - derivation for quantization noise power - coefficient quantization error - Product quantization error –

UNIT -V

Overflow error - Round off noise power - limit cycle oscillations due to product round off and overflow errors - signal scaling

UNIT -VI

Multirate Signal Processing

Introduction to Multirate signal processing-Decimation-Interpolation-Polyphase implementation of FIR filters for interpolator and decimator -Multistage implementation of sampling rate conversion- Design of narrow band filters - Applications of Multirate signal processing.

OUTCOMES:

- an ability to apply knowledge of Mathematics, science, and engineering
- an ability to design and conduct experiments and interpret data
- an ability to design a system, component or process to meet desired needs within realistic constraints such as economic, environmental, social, political, ethical, health and safety, manufacturability, and sustainability
- an ability to function as part of a multi-disciplinary team

TEXT BOOKS:

1. John G Proakis and Manolakis, "Digital Signal Processing Principles, Algorithms and Applications", Pearson, Fourth Edition, 2007.
2. S.Salivahanan, A. Vallavaraj, C. Gnanapriya, Digital Signal Processing, TMH/McGraw HillInternational, 2007

REFERENCE BOOKS:

1. E.C. Ifeachor and B.W. Jervis, " Digital signal processing - A practical approach", Second edition, Pearson, 2002.
2. S.K. Mitra, Digital Signal Processing, A Computer Based approach, Tata Mc GrawHill, 1998.
3. P.P.Vaidyanathan, Multirate Systems & Filter Banks, Prentice Hall, Englewood cliffs, NJ, 1993.
4. Johny R. Johnson, Introduction to Digital Signal Processing, PHI, 2006.

EMBEDDED SYSTEMS

(Open Elective)

OBJECTIVES:

- Technology capabilities and limitations of the hardware, software components
- Methods to evaluate design tradeoffs between different technology choices.
- Design Methodologies

UNIT-I:

Introduction to Embedded systems: What is an embedded system Vs. General computing system, history, classification, major application areas, and purpose of embedded systems. Core of embedded system, memory, sensors and actuators, communication interface, embedded firmware, other system components, PCB and passive components.

UNIT-II:

8-bit microcontrollers architecture: Characteristics, quality attributes application specific, domain specific, embedded systems. Factors to be considered in selecting a controller, 8051 architecture, memory organization, registers, oscillator unit, ports, source current, sinking current, design examples.

UNIT-III:

RTOS and Scheduling, Operating basics, types, RTOS, tasks, process and threads, multiprocessing and multitasking, types of multitasking, non preemptive, preemptive scheduling.

UNIT-IV:

Task communication of RTOS, Shared memory, pipes, memory mapped objects, message passing, message queue, mailbox, signaling, RPC and sockets, task communication/synchronization issues, racing, deadlock, live lock, the dining philosopher's problem.

UNIT-V:

The producer-consumer problem, Reader writers problem, Priority Inversion, Priority ceiling, Task Synchronization techniques, busy waiting, sleep and wakery, semaphore, mutex, critical section objects, events, device, device drivers, how to clause an RTOS, Integration and testing of embedded hardware and fire ware.

UNIT-VI:

Simulators, emulators, Debuggers, Embedded Product Development life cycle (EDLC), Trends in embedded Industry, Introduction to ARM family of processor.

OUTCOMES:

Understand the basics of an embedded system

- Program an embedded system
- Design, implement and test an embedded system.

Identify the unique characteristics of real-time systems

- Explain the general structure of a real-time system
- Define the unique design problems and challenges of real-time systems

TEXT BOOK:

1. Introduction to embedded systems Shibu. K.V, TMH, 2009.

REFERENCE BOOKS:

1. Ayala &Gadre: The 8051 Microcontroller & Embedded Systems using Assembly and C, CENGAGE
2. Embedded Systems, Rajkamal, TMH, 2009.
3. Embedded Software Primer, David Simon, Pearson.
4. The 8051 Microcontroller and Embedded Systems, Mazidi, Mazidi, Pearson,.

ROBOTICS

(Open Elective)

OBJECTIVES:

- To introduce the basic concepts, parts of robots and types of robots.
- To make the student familiar with the various drive systems for robot, sensors and their applications in robots and programming of robots.
- To discuss about the various applications of robots, justification and implementation of robot.

UNIT- I:

Introduction

Specifications of Robots- Classifications of robots – Work envelope - Flexible automation versus Robotic technology – Applications of Robots
ROBOT KINEMATICS AND DYNAMICS
Positions,

UNIT-II:

Orientations and frames, Mappings

Changing descriptions from frame to frame, Operators: Translations, Rotations and Transformations - Transformation Arithmetic - D-H Representation - Forward and inverse Kinematics Of Six Degree of Freedom Robot Arm – Robot Arm dynamics

UNIT- III:

Robot Drives and Power Transmission Systems

Robot drive mechanisms, hydraulic – electric – servomotor- stepper motor - pneumatic drives, Mechanical transmission method - Gear transmission, Belt drives, cables, Roller chains, Link - Rod systems - Rotary-to-Rotary motion conversion, Rotary-to-Linear motion conversion, Rack and Pinion drives, Lead screws, Ball Bearing screws,

UNIT -IV:

Manipulators

Construction of Manipulators, Manipulator Dynamic and Force Control, Electronic and Pneumatic manipulators

UNIT- V:

Robot End Effectors

Classification of End effectors – Tools as end effectors. Drive system for grippers-Mechanical adhesive-vacuum-magnetic-grippers. Hooks&scoops. Gripper force analysis and gripper design. Active and passive grippers.

UNIT -VI:

Path planning & Programming

Trajectory planning and avoidance of obstacles, path planning, skew motion, joint integrated motion – straight line motion-Robot languages-computer control and Robot software.

OUTCOMES:

- The Student must be able to design automatic manufacturing cells with robotic control using
- The principle behind robotic drive system, end effectors, sensor, machine vision robot Kinematics and programming.

TEXT BOOKS:

1. Deb S. R. and Deb S., “Robotics Technology and Flexible Automation”, Tata McGraw Hill Education Pvt. Ltd, 2010.
2. John J. Craig, “Introduction to Robotics”, Pearson, 2009.
3. Mikell P. Groover et. al., "Industrial Robots - Technology, Programming and Applications", McGraw Hill, New York, 2008.

REFERENCE BOOKS:

1. Richard D Klafter, Thomas A Chmielewski, Michael Negin, "Robotics Engineering – An Integrated Approach", Eastern Economy Edition, Prentice Hall of India Pvt. Ltd., 2006.
2. Fu K S, Gonzalez R C, Lee C.S.G, "Robotics: Control, Sensing, Vision and Intelligence", McGraw Hill, 1987

III Year – II Semester

L	T	P	C
0	0	3	2

NETWORK PROGRAMMING LAB

OBJECTIVES:

- To write, execute and debug c programs which use Socket API.
- To understand the use of client/server architecture in application development
- To understand how to use TCP and UDP based sockets and their differences.
- To get acquainted with unix system internals like Socket files, IPC structures.
- To Design reliable servers using both TCP and UDP sockets

Prerequisites:

Knowledge of C Programming, Basic commands of UNIX.

List of Programs

1. Understanding and using of commands like ifconfig, netstat, ping, arp, telnet, ftp, finger, traceroute, whoisetc. Usage of elementary socket system calls (socket (), bind(), listen(), accept(),connect(),send(),recv(),sendto(),recvfrom()).
2. Implementation of Connection oriented concurrent service (TCP).
3. Implementation of Connectionless Iterative time service (UDP).
4. Implementation of Select system call.
5. Implementation of gesockopt (), setsockopt () system calls.
6. Implementation of getpeername () system call.
7. Implementation of remote command execution using socket system calls.
8. Implementation of Distance Vector Routing Algorithm.
9. Implementation of SMTP.

10. Implementation of FTP.

11. Implementation of HTTP.

12. Implementation of RSA algorithm.

Note: Implement programs 2 to 7 in C and 8 to 12 in JAVA.

OUTCOMES:

- Understand and explain the basic concepts of Grid Computing;
- Explain the advantages of using Grid Computing within a given environment;
- Prepare for any upcoming Grid deployments and be able to get started with a potentially available Grid setup.
- Discuss some of the enabling technologies e.g. high-speed links and storage area networks.
- Build computer grids.

SUGGESTED READING:

SOFTWARE TESTING LAB

OBJECTIVES:

- Demonstrate the UML diagrams with ATM system descriptions.
- Demonstrate the working of software testing tools with c language.
- Study of testing tools- win runner, selenium etc.
- Writing test cases for various applications

- 1 Write programs in ‘C’ Language to demonstrate the working of the following constructs:
 - i) do...while
 - ii) while....do
 - iii) if...else
 - iv) switch
 - v) for
- 2 “A program written in ‘C’ language for Matrix Multiplication fails” Introspect the causes for its failure and write down the possible reasons for its failure.
- 3 Take any system (e.g. ATM system) and study its system specifications and report the various bugs.
- 4 Write the test cases for any known application (e.g. Banking application)
- 5 Create a test plan document for any application (e.g. Library Management System)
- 6 Study of Win Runner Testing Tool and its implementation
 - a) Win runner Testing Process and Win runner User Interface.
 - b) How Win Runner identifies GUI(Graphical User Interface) objects in an application and describes the two modes for organizing GUI map files.
 - c) How to record a test script and explains the basics of Test Script Language (TSL).
 - d) How to synchronize a test when the application responds slowly.
 - e) How to create a test that checks GUI objects and compare the behaviour of GUI objects in different versions of the sample application.
 - f) How to create and run a test that checks bitmaps in your application and run the test on different versions of the sample application and examine any differences, pixel by pixel.

- g) How to Create Data-Driven Tests which supports to run a single test on several sets of data from a data table.
 - h) How to read and check text found in GUI objects and bitmaps.
 - i) How to create a batch test that automatically runs the tests.
 - j) How to update the GUI object descriptions which in turn supports test scripts as the application changes.
- 7 Apply Win Runner testing tool implementation in any real time applications.

OUTCOMES:

- Find practical solutions to the problems
 - Solve specific problems alone or in teams
 - Manage a project from beginning to end
 - Work independently as well as in teams
- Define, formulate and analyze a problem

III Year – II Semester

L	T	P	C
0	0	3	2

DATA WARE HOUSING AND DATA MINING LAB

OBJECTIVES:

- Practical exposure on implementation of well known data mining tasks.
- Exposure to real life data sets for analysis and prediction.
- Learning performance evaluation of data mining algorithms in a supervised and an unsupervised setting.
- Handling a small data mining project for a given practical domain.

System/Software Requirements:

- **Intel based desktop PC**
- **WEKA TOOL**

1. Demonstration of preprocessing on dataset student.arff
2. Demonstration of preprocessing on dataset labor.arff
3. Demonstration of Association rule process on dataset contactlenses.arff using apriori algorithm
4. Demonstration of Association rule process on dataset test.arff using apriori algorithm
5. Demonstration of classification rule process on dataset student.arff using j48 algorithm
6. Demonstration of classification rule process on dataset employee.arff using j48 algorithm
7. Demonstration of classification rule process on dataset employee.arff using id3 algorithm
8. Demonstration of classification rule process on dataset employee.arff using naïve bayes algorithm
9. Demonstration of clustering rule process on dataset iris.arff using simple k-means
10. Demonstration of clustering rule process on dataset student.arff using simple k- means.

OUTCOMES:

- The data mining process and important issues around data cleaning, pre-processing and integration.
- The principle algorithms and techniques used in data mining, such as clustering, association mining, classification and prediction..

III Year - II Semester

L	T	P	C
0	2	0	0

INTELLECTUAL PROPERTY RIGHTS AND PATENTS

Objectives:

***To know the importance of Intellectual property rights, which plays a vital role in advanced Technical and Scientific disciplines.**

***Imparting IPR protections and regulations for further advancement, so that the students can familiarize with the latest developments.**

Unit I: Introduction to Intellectual Property Rights (IPR)

Concept of Property - Introduction to IPR – International Instruments and IPR - WIPO - TRIPS – WTO -Laws Relating to IPR - IPR Tool Kit - Protection and Regulation - Copyrights and Neighboring Rights – Industrial Property – Patents - Agencies for IPR Registration – Traditional Knowledge –Emerging Areas of IPR - Layout Designs and Integrated Circuits – Use and Misuse of Intellectual Property Rights.

Unit II: Copyrights and Neighboring Rights

Introduction to Copyrights – Principles of Copyright Protection – Law Relating to Copyrights - Subject Matters of Copyright – Copyright Ownership – Transfer and Duration – Right to Prepare Derivative Works –Rights of Distribution – Rights of Performers – Copyright Registration – Limitations – Infringement of Copyright – Relief and Remedy – Case Law - Semiconductor Chip Protection Act.

UNIT III: Patents

Introduction to Patents - Laws Relating to Patents in India – Patent Requirements – Product Patent and Process Patent - Patent Search - Patent Registration and Granting of Patent - Exclusive Rights – Limitations - Ownership and Transfer — Revocation of Patent – Patent Appellate Board - Infringement of Patent – Compulsory Licensing — Patent Cooperation Treaty – New developments in Patents – Software Protection and Computer related Innovations.

UNIT IV: Trademarks

Introduction to Trademarks – Laws Relating to Trademarks – Functions of Trademark – Distinction between Trademark and Property Mark – Marks Covered under Trademark Law - Trade Mark Registration – Trade Mark Maintenance – Transfer of rights - Deceptive Similarities - Likelihood of Confusion - Dilution of Ownership – Trademarks Claims and Infringement – Remedies – Passing Off Action.

UNIT V: Trade Secrets

Introduction to Trade Secrets – General Principles - Laws Relating to Trade Secrets - Maintaining Trade Secret – Physical Security – Employee Access Limitation – Employee Confidentiality Agreements – Breach of Contract –Law of Unfair Competition – Trade Secret Litigation – Applying State Law.

UNIT VI: Cyber Law and Cyber Crime

Introduction to Cyber Law – Information Technology Act 2000 - Protection of Online and Computer Transactions - E-commerce - Data Security – Authentication and Confidentiality - Privacy - Digital Signatures – Certifying Authorities - Cyber Crimes - Prevention and Punishment – Liability of Network Providers.

- Relevant Cases Shall be dealt where ever necessary.

Outcome:

- * **IPR Laws and patents pave the way for innovative ideas which are instrumental for inventions to seek Patents.**
- ***Student get an insight on Copyrights, Patents and Software patents which are instrumental for further advancements.**

References:

1. Intellectual Property Rights (Patents & Cyber Law), Dr. A. Srinivas. Oxford University Press, New Delhi.
2. Deborah E.Bouchoux: Intellectual Property, Cengage Learning, New Delhi.
3. PrabhuddhaGanguli: Intellectual Property Rights, Tata Mc-Graw –Hill, New Delhi
4. Richard Stim: Intellectual Property, Cengage Learning, New Delhi.
5. Kompal Bansal &Parishit Bansal Fundamentals of IPR for Engineers, B. S. Publications (Press).
6. Cyber Law - Texts & Cases, South-Western's Special Topics Collections.
7. R.Radha Krishnan, S.Balasubramanian: Intellectual Property Rights, Excel Books. New Delhi.
8. M.Ashok Kumar and MohdIqbal Ali: Intellectual Property Rights, Serials Pub.

IV Year – I Semester

L	T	P	C
4	0	0	3

CRYPTOGRAPHY AND NETWORK SECURITY

OBJECTIVES:

- In this course the following principles and practice of cryptography and network security are covered:
- Classical systems, symmetric block ciphers (DES, AES, other contemporary symmetric ciphers)
- Public-key cryptography (RSA, discrete logarithms),
- Algorithms for factoring and discrete logarithms, cryptographic protocols, hash functions, authentication, key management, key exchange, signature schemes,
- Email and web security, viruses, firewalls, digital right management, and other topics.

UNIT- I:

Basic Principles

Security Goals, Cryptographic Attacks, Services and Mechanisms, Mathematics of Cryptography

UNIT- II:

Symmetric Encryption

Mathematics of Symmetric Key Cryptography, Introduction to Modern Symmetric Key Ciphers, Data Encryption Standard, Advanced Encryption Standard.

UNIT- III:

Asymmetric Encryption

Mathematics of Asymmetric Key Cryptography, Asymmetric Key Cryptography

UNIT- IV:

Data Integrity, Digital Signature Schemes & Key Management

Message Integrity and Message Authentication, Cryptographic Hash Functions, Digital Signature, Key Management.

UNIT -V:

Network Security-I

Security at application layer: PGP and S/MIME, Security at the Transport Layer: SSL and TLS

UNIT -VI:

Network Security-II

Security at the Network Layer: IPSec, System Security

OUTCOMES:

- To be familiar with information security awareness and a clear understanding of its importance.
- To master fundamentals of secret and public cryptography
- To master protocols for security services
- To be familiar with network security threats and countermeasures
- To be familiar with network security designs using available secure solutions (such as PGP,
- SSL, IPSec, etc)

TEXT BOOKS:

- 1) Cryptography and Network Security, Behrouz A Forouzan, Debdeep Mukhopadhyay, (3e) Mc Graw Hill.
- 2) Cryptography and Network Security, William Stallings, (6e) Pearson.
- 3) Everyday Cryptography, Keith M. Martin, Oxford.

REFERENCE BOOKS:

- 1) Network Security and Cryptography, Bernard Meneges, Cengage Learning.

IV Year – I Semester

L	T	P	C
4	0	0	3

SOFTWARE ARCHITECTURE AND DESIGN PATTERNS

OBJECTIVES:

The course should enable the student:

- To understand interrelationships, principles and guidelines governing architecture and evolution over time.
- To understand various architectural styles of software systems.
- To understand design patterns and their underlying object oriented concepts.
- To understand implementation of design patterns and providing solutions to real world software design problems.
- To understand patterns with each other and understanding the consequences of combining patterns on the overall quality of a system.

UNIT-I:

Envisioning Architecture

The Architecture Business Cycle, What is Software Architecture, Architectural patterns, reference models, reference architectures, architectural structures and views.

Creating and Architecture Quality Attributes, Achieving qualities, Architectural styles and patterns, designing the Architecture, Documenting software architectures, Reconstructing Software Architecture.

UNIT-II:

Analyzing Architectures

Architecture Evaluation, Architecture design decision making, ATAM, CBAM

Moving from One System to Many

Software Product Lines, Building systems from off the shelf components, Software architecture in future.

UNIT-III:

Patterns

Pattern Description, Organizing catalogs, role in solving design problems, Selection and usage.

Creational Patterns

Abstract factory, Builder, Factory method, Prototype, Singleton

UNIT-IV:

Structural Patterns

Adapter, Bridge, Composite, Decorator, Façade, Flyweight, PROXY.

UNIT-V:

Behavioral Patterns

Chain of responsibility, command, Interpreter, iterator, mediator, memento, observer, state, strategy, template method, visitor.

UNIT-VI:

Case Studies

A-7E – A case study in utilizing architectural structures, The World Wide Web - a case study in Interoperability, Air Traffic Control – a case study in designing for high availability, Celsius Tech – a case study in product line development.

A Case Study (Designing a Document Editor): Design Problems, Document Structure, Formatting, Embellishing the User Interface, Supporting Multiple Look-and-Feel Standards, Supporting Multiple Window Systems, User Operations, Spelling Checking and Hyphenation.

TEXT BOOKS:

1. Software Architecture in Practice, second edition, Len Bass, Paul Clements & Rick Kazman, Pearson Education, 2003.
2. Design Patterns, Erich Gamma, Pearson Education, 1995.

REFERENCE BOOKS:

1. Beyond Software architecture, Luke Hohmann, Addison wesley, 2003.
2. Software architecture, David M. Dikel, David Kane and James R. Wilson, Prentice Hall PTR, 2001
3. Software Design, David Budgen, second edition, Pearson education, 2003
4. Head First Design patterns, Eric Freeman & Elisabeth Freeman, O'REILLY, 2007.
5. Design Patterns in Java, Steven John Metsker & William C. Wake, Pearson education, 2006
6. J2EE Patterns, Deepak Alur, John Crupi & Dan Malks, Pearson education, 2003.
7. Design Patterns in C#, Steven John metsker, Pearson education, 2004.
8. Pattern Oriented Software Architecture, F.Buschmann & others, John Wiley & Sons.

IV Year – I Semester

L	T	P	C
4	0	0	3

WEB TECHNOLOGIES

OBJECTIVES:

- This course is designed to introduce students with no programming experience to the programming languages and techniques associated with the World Wide Web. The course will introduce web-based media-rich programming tools for creating interactive web pages.

UNIT-I: HTML, CSS

Basic Syntax, Standard HTML Document Structure, Basic Text Markup, Images, Hypertext Links, Lists, Tables, Forms, HTML5

CSS: Levels of Style Sheets, Style Specification Formats, Selector Forms, The Box Model, Conflict Resolution

UNIT-II:

Java script

The Basic of Java script: Objects, Primitives Operations and Expressions, Screen Output and Keyboard Input, Control Statements, Object Creation and Modification, Arrays, Functions, Constructors, Pattern Matching using Regular Expressions

DHTML: Positioning Moving and Changing Elements

UNIT-III:

XML: Document type Definition, XML schemas, Document object model, XSLT, DOM and SAX Approaches,

AJAX A New Approach: Introduction to AJAX, Integrating PHP and AJAX.

UNIT-IV:

PHP Programming: Introducing PHP: Creating PHP script, Running PHP script.

Working with variables and constants: Using variables, Using constants, Data types, Operators. **Controlling program flow:** Conditional statements, Control statements, Arrays, functions. Working with forms and Databases such as MySQL.

UNIT-V:

Introduction to PERL, Operators and if statements, Program design and control structures, Arrays, Hashes and File handling, Regular expressions, Subroutines, Retrieving documents from the web with Perl.

UNIT-VI:

Introduction to Ruby, Variables, types, simple I/O, Control, Arrays, Hashes, Methods, Classes, Iterators, Pattern Matching. Overview of Rails.

OUTCOMES:

- Analyze a web page and identify its elements and attributes.
- Create web pages using XHTML and Cascading Styles sheets.
- Build dynamic web pages.
- Build web applications using PHP.
- Programming through PERL and Ruby
- Write simple client-side scripts using AJAX

TEXT BOOKS:

1. Programming the World Wide Web, Robert W Sebesta, 7ed, Pearson.
2. Web Technologies, Uttam K Roy, Oxford
3. The Web Warrior Guide to Web Programming, Bai, Ekedahl, Farrelll, Gosselin, Zak, Karparhi, MacIntyre, Morrissey, Cengage

REFERENCE BOOKS:

1. Ruby on Rails Up and Running, Lightning fast Web development, Bruce Tate, Curt Hibbs, Oreilly (2006)
2. Programming Perl, 4ed, Tom Christiansen, Jonathan Orwant, Oreilly (2012)
3. Web Technologies, HTML< JavaScript, PHP, Java, JSP, XML and AJAX, Black book, Dream Tech.
4. An Introduction to Web Design, Programming, Paul S Wang, Sanda S Katila, Cengage Learning
5. <http://www.upriss.org.uk/perl/PerlCourse.html>

IV Year – I Semester

L	T	P	C
4	0	0	3

MANAGERIAL ECONOMICS AND FINANCIAL ANALYSIS
(Common to all Branches)

• **Course Objectives:**

- The Learning objectives of this paper is to understand the concept and nature of Managerial Economics and its relationship with other disciplines and also to understand the Concept of Demand and Demand forecasting, Production function, Input Output relationship, Cost-Output relationship and Cost-Volume-Profit Analysis.
- To understand the nature of markets, Methods of Pricing in the different market structures and to know the different forms of Business organization and the concept of Business Cycles.
- To learn different Accounting Systems, preparation of Financial Statement and uses of different tools for performance evaluation. Finally, it is also to understand the concept of Capital, Capital Budgeting and the techniques used to evaluate Capital Budgeting proposals.

UNIT-I

Introduction to Managerial Economics and demand Analysis:

Definition of Managerial Economics –Scope of Managerial Economics and its relationship with other subjects –Concept of Demand, Types of Demand, Determinants of Demand- Demand schedule, Demand curve, Law of Demand and its limitations- Elasticity of Demand, Types of Elasticity of Demand and Measurement- Demand forecasting and Methods of forecasting, Concept of Supply and Law of Supply.

UNIT – II:

Production and Cost Analyses:

Concept of Production function- Cobb-Douglas Production function- Leontief production function - Law of Variable proportions-Isoquants and Isocosts and choice of least cost factor combination-Concepts of Returns to scale and Economies of scale-Different cost concepts: opportunity costs, explicit and implicit costs- Fixed costs, Variable Costs and Total costs –Cost – Volume-Profit analysis-Determination of Breakeven point(simple problems)-Managerial significance and limitations of Breakeven point.

UNIT – III:

Introduction to Markets, Theories of the Firm & Pricing Policies:

Market Structures: Perfect Competition, Monopoly, Monopolistic competition and Oligopoly – Features – Price and Output Determination – Managerial Theories of firm: Marris and Williamson’s models – other Methods of Pricing: Average cost pricing, Limit Pricing, Market Skimming Pricing, Internet Pricing: (Flat Rate Pricing, Usage sensitive pricing) and Priority Pricing.

UNIT – IV:

Types of Business Organization and Business Cycles:

Features and Evaluation of Sole Trader, Partnership, Joint Stock Company – State/Public Enterprises and their forms – Business Cycles : Meaning and Features – Phases of a Business Cycle.

Unit – V:

Introduction to Accounting & Financing Analysis:

Introduction to Double Entry Systems – Preparation of Financial Statements-Analysis and Interpretation of Financial Statements-Ratio Analysis – Preparation of Funds flow and cash flow statements (Simple Problems)

UNIT – VI:

Capital and Capital Budgeting: Capital Budgeting: Meaning of Capital-Capitalization-Meaning of Capital Budgeting-Time value of money- Methods of appraising Project profitability: Traditional Methods(pay back period, accounting rate of return) and modern methods(Discounted cash flow method, Net Present Value method, Internal Rate of Return Method and Profitability Index)

Course Outcome:

- *The Learner is equipped with the knowledge of estimating the Demand and demand elasticities for a product and the knowledge of understanding of the Input-Output-Cost relationships and estimation of the least cost combination of inputs.
- * One is also ready to understand the nature of different markets and Price Output determination under various market conditions and also to have the knowledge of different Business Units.
- *The Learner is able to prepare Financial Statements and the usage of various Accounting tools for Analysis and to evaluate various investment project proposals with the help of capital budgeting techniques for decision making.

TEXT BOOKS

1. Dr. N. AppaRao, Dr. P. Vijay Kumar: ‘Managerial Economics and Financial Analysis’, Cengage Publications, New Delhi – 2011
2. Dr. A. R. Aryasri – Managerial Economics and Financial Analysis, TMH 2011
3. Prof. J.V.Prabhakararao, Prof. P. Venkatarao. ‘Managerial Economics and Financial Analysis’, Ravindra Publication.

REFERENCES:

1. Dr. B. Kuberudu and Dr. T. V. Ramana: Managerial Economics & Financial Analysis, Himalaya Publishing House, 2014.
2. V. Maheswari: Managerial Economics, Sultan Chand.2014
3. Suma Damodaran: Managerial Economics, Oxford 2011.
4. Vanitha Agarwal: Managerial Economics, Pearson Publications 2011.
5. Sanjay Dhameja: Financial Accounting for Managers, Pearson.
6. Maheswari: Financial Accounting, Vikas Publications.
7. S. A. Siddiqui & A. S. Siddiqui: Managerial Economics and Financial Analysis, New Age International Publishers, 2012
8. Ramesh Singh, Indian Economy, 7th Edn., TMH 2015
9. Pankaj Tandon A Text Book of Microeconomic Theory, Sage Publishers, 2015
10. Shailaja Gajjala and Usha Munipalle, Universities press, 2015

IV Year – I Semester

L	T	P	C
4	0	0	3

BIG DATA ANALYTICS

(Elective - 1)

OBJECTIVES:

- Optimize business decisions and create competitive advantage with Big Data analytics
- Introducing Java concepts required for developing map reduce programs
- Derive business benefit from unstructured data
- Imparting the architectural concepts of Hadoop and introducing map reduce paradigm
- To introduce programming tools PIG & HIVE in Hadoop ecosystem.

UNIT-I

Data structures in Java: Linked List, Stacks, Queues, Sets, Maps; Generics: Generic classes and Type parameters, Implementing Generic Types, Generic Methods, Wrapper Classes, Concept of Serialization

UNIT-II

Working with Big Data: Google File System, Hadoop Distributed File System (HDFS) – Building blocks of Hadoop (Namenode, Datanode, Secondary Namenode, JobTracker, TaskTracker), Introducing and Configuring Hadoop cluster (Local, Pseudo-distributed mode, Fully Distributed mode), Configuring XML files.

UNIT-III

Writing MapReduce Programs: A Weather Dataset, Understanding Hadoop API for MapReduce Framework (Old and New), Basic programs of Hadoop MapReduce: Driver code, Mapper code, Reducer code, RecordReader, Combiner, Partitioner

UNIT-IV

Hadoop I/O: The Writable Interface, WritableComparable and comparators, Writable Classes: Writable wrappers for Java primitives, Text, BytesWritable, NullWritable, ObjectWritable and GenericWritable, Writable collections, Implementing a Custom Writable: Implementing a RawComparator for speed, Custom comparators

UNIT-V

Pig: Hadoop Programming Made Easier

Admiring the Pig Architecture, Going with the Pig Latin Application Flow, Working through the ABCs of Pig Latin, Evaluating Local and Distributed Modes of Running Pig Scripts, Checking out the Pig Script Interfaces, Scripting with Pig Latin

UNIT-VI

Applying Structure to Hadoop Data with Hive:

Saying Hello to Hive, Seeing How the Hive is Put Together, Getting Started with Apache Hive, Examining the Hive Clients, Working with Hive Data Types, Creating and Managing Databases and Tables, Seeing How the Hive Data Manipulation Language Works, Querying and Analyzing Data

OUTCOMES:

- Preparing for data summarization, query, and analysis.
- Applying data modeling techniques to large data sets
- Creating applications for Big Data analytics
- Building a complete business data analytic solution

TEXT BOOKS:

1. Big Java 4th Edition, Cay Horstmann, Wiley John Wiley & Sons, INC
2. Hadoop: The Definitive Guide by Tom White, 3rd Edition, O'reilly
3. Hadoop in Action by Chuck Lam, MANNING Publ.
4. Hadoop for Dummies by Dirk deRoos, Paul C.Zikopoulos, Roman B.Melnyk,Bruce Brown, Rafael Coss

REFERENCE BOOKS:

1. Hadoop in Practice by Alex Holmes, MANNING Publ.
2. Hadoop MapReduce Cookbook, SrinathPerera, ThilinaGunarathne

SOFTWARE LINKS:

1. Hadoop: <http://hadoop.apache.org/>
2. Hive: <https://cwiki.apache.org/confluence/display/Hive/Home>
3. Piglatin: <http://pig.apache.org/docs/r0.7.0/tutorial.html>

INFORMATION RETRIEVAL SYSTEMS

(Elective - 1)

OBJECTIVES

- To provide the foundation knowledge in information retrieval.
- To equip students with sound skills to solve computational search problems.
- To appreciate how to evaluate search engines.
- To appreciate the different applications of information retrieval techniques in the Internet or Web environment.
- To provide hands-on experience in building search engines and/or hands-on experience in evaluating search engines.

UNIT - I:

Introduction to Information Storage and Retrieval System: Introduction, Domain Analysis of IR systems and other types of Information Systems, IR System Evaluation.

Introduction to Data Structures and Algorithms related to Information Retrieval: Basic Concepts, Data structures, Algorithms

UNIT- II:

Inverted files: Introduction, Structures used in Inverted Files, Building Inverted file using a sorted array, Modifications to Basic Techniques.

UNIT -III:

Signature Files: Introduction, Concepts of Signature Files, Compression, Vertical Partitioning, Horizontal Partitioning.

UNIT- IV:

New Indices for Text: PAT Trees and PAT Arrays: Introduction, PAT Tree structure, algorithms on the PAT Trees, Building PAT trees as PATRICA Trees, PAT representation as arrays.

UNIT- V:

Stemming Algorithms: Introduction, Types of Stemming Algorithms, Experimental Evaluations of Stemming to Compress Inverted Files

UNIT- VI:

Thesaurus Construction: Introduction, Features of Thesauri, Thesaurus Construction, Thesaurus construction from Texts, Merging existing Thesauri

OUTCOMES

- Identify basic theories in information retrieval systems
- Identify the analysis tools as they apply to information retrieval systems
- Understands the problems solved in current IR systems
- Describes the advantages of current IR systems
- Understand the difficulty of representing and retrieving documents.
- Understand the latest technologies for linking, describing and searching the web.

TEXT BOOK:

1. Frakes, W.B., Ricardo Baeza-Yates: Information Retrieval Data Structures and Algorithms, Prentice Hall, 1992.
2. Modern Information Retrieval by Yates Pearson Education.
3. Information Storage & Retrieval by Robert Korfhage – John Wiley & Sons.

REFERENCES:

1. Kowalski, Gerald, Mark T Maybury: Information Retrieval Systems: Theory and Implementation, Kluwer Academic Press, 1997.
2. Information retrieval Algorithms and Heuristics, 2ed, Springer

MOBILE COMPUTING

(Elective - 1)

OBJECTIVE:

- To make the student understand the concept of mobile computing paradigm, its novel applications and limitations.
- To understand the typical mobile networking infrastructure through a popular GSM protocol
- To understand the issues and solutions of various layers of mobile networks, namely MAC layer, Network Layer & Transport Layer
- To understand the database issues in mobile environments & data delivery models.
- To understand the ad hoc networks and related concepts.
- To understand the platforms and protocols used in mobile environment.

UNIT- I

Introduction: Mobile Communications, Mobile Computing – Paradigm, Promises/Novel Applications and Impediments and Architecture; Mobile and Handheld Devices, Limitations of Mobile and Handheld Devices.

GSM – Services, System Architecture, Radio Interfaces, Protocols, Localization, Calling, Handover, Security, New Data Services, GPRS.

UNIT –II

(Wireless) Medium Access Control (MAC) : Motivation for a specialized MAC (Hidden and exposed terminals, Near and far terminals), SDMA, FDMA, TDMA, CDMA, Wireless LAN/(IEEE 802.11)

UNIT –III

Mobile Network Layer: IP and Mobile IP Network Layers, Packet Delivery and Handover Management, Location Management, Registration, Tunneling and Encapsulation, Route Optimization, DHCP.

UNIT –IV

Mobile Transport Layer: Conventional TCP/IP Protocols, Indirect TCP, Snooping TCP, Mobile TCP, Other Transport Layer Protocols for Mobile Networks.

Database Issues: Database Hoarding & Caching Techniques, Client-Server Computing & Adaptation, Transactional Models, Query processing, Data Recovery Process & QoS Issues.

UNIT- V

Data Dissemination and Synchronization : Communications Asymmetry, Classification of Data Delivery Mechanisms, Data Dissemination, Broadcast Models, Selective Tuning and Indexing Methods, Data Synchronization – Introduction, Software, and Protocols.

UNIT- VI

Mobile Ad hoc Networks (MANETs) : Introduction, Applications & Challenges of a MANET, Routing, Classification of Routing Algorithms, Algorithms such as DSR, AODV, DSDV, etc. , Mobile Agents, Service Discovery.

Protocols and Platforms for Mobile Computing :WAP, Bluetooth, XML, J2ME, Java Card, PalmOS, Windows CE, SymbianOS, Linux for Mobile Devices, Android.

OUTCOMES:

- Able to think and develop new mobile application.
- Able to take any new technical issue related to this new paradigm and come up with a solution(s).
- Able to develop new ad hoc network applications and/or algorithms/protocols.
- Able to understand & develop any existing or new protocol related to mobile environment

TEXT BOOKS:

1. Jochen Schiller, “Mobile Communications”, Addison-Wesley, Second Edition, 2009.
2. Raj Kamal, “Mobile Computing”, Oxford University Press, 2007, ISBN: 0195686772

REFERENCE BOOKS:

1. ASOKE K TALUKDER, HASAN AHMED, ROOPA R YAVAGAL, “Mobile Computing, Technology Applications and Service Creation” Second Edition, Mc Graw Hill.
2. UWE Hansmann, LotharMerk, Martin S. Nocklous, Thomas Stober, “Principles of Mobile Computing,” Second Edition, Springer.

IV Year – I Semester

L	T	P	C
4	0	0	3

CLOUD COMPUTING

(Elective - 2)

OBJECTIVES:

- The student will learn about the cloud environment, building software systems and components that scale to millions of users in modern internetcloud concepts capabilities across the various cloud service models including Iaas, Paas, Saas, and developing cloud based software applications on top of cloud platforms.

UNIT -I: Systems modeling, Clustering and virtualization

Scalable Computing over the Internet, Technologies for Network based systems, System models for Distributed and Cloud Computing, Software environments for distributed systems and clouds, Performance, Security And Energy Efficiency

UNIT- II:Virtual Machines and Virtualization of Clusters and Data Centers

Implementation Levels of Virtualization, Virtualization Structures/ Tools and mechanisms, Virtualization of CPU, Memory and I/O Devices, Virtual Clusters and Resource Management, Virtualization for Data Center Automation.

UNIT- III: Cloud Platform Architecture

Cloud Computing and service Models, Architectural Design of Compute and Storage Clouds, Public Cloud Platforms, Inter Cloud Resource Management, Cloud Security and Trust Management. Service Oriented Architecture, Message Oriented Middleware.

UNIT -IV: Cloud Programming and Software Environments

Features of Cloud and Grid Platforms, Parallel & Distributed Programming Paradigms, Programming Support of Google App Engine, Programming on Amazon AWS and Microsoft Azure, Emerging Cloud Software Environments.

UNIT- V: Cloud Resource Management and Scheduling

Policies and Mechanisms for Resource Management Applications of Control Theory to Task Scheduling on a Cloud, Stability of a Two Level Resource Allocation Architecture, Feedback Control Based on Dynamic Thresholds. Coordination of Specialized Autonomic Performance Managers, Resource Bundling, Scheduling Algorithms for Computing Clouds, Fair Queuing, Start Time Fair Queuing, Borrowed Virtual Time, Cloud Scheduling Subject to Deadlines, Scheduling MapReduce Applications Subject to Deadlines.

UNIT- VI: Storage Systems

Evolution of storage technology, storage models, file systems and database, distributed file systems, general parallel file systems. Google file system. Apache Hadoop, Big Table, Megastore, Amazon Simple Storage Service (S3)

OUTCOMES:

- Understanding the key dimensions of the challenge of Cloud Computing
- Assessment of the economics , financial, and technological implications for selecting cloud computing for own organization
- Assessing the financial, technological, and organizational capacity of employer's for actively initiating and installing cloud-based applications.
- Assessment of own organizations' needs for capacity building and training in cloud computing-related IT areas

TEXT BOOKS:

1. Distributed and Cloud Computing, Kai Hwang, Geoffrey C. Fox, Jack J. Dongarra MK Elsevier.
2. Cloud Computing, Theory and Practice, Dan C Marinescu, MK Elsevier.
3. Cloud Computing, A Hands on approach, ArshadeepBahga, Vijay Madiseti, University Press

REFERNCE BOOKS:

1. Cloud Computing, A Practical Approach, Anthony T Velte, Toby J Velte, Robert Elsenpeter, TMH
2. Mastering Cloud Computing, Foundations and Application Programming, Raj Kumar Buyya, Christen vecctiola, S Tammaraiselvi, TMH

SOFTWARE PROJECT MANAGEMENT

(Elective - 2)

OBJECTIVES:

- To study how to plan and manage projects at each stage of the software development life cycle (SDLC)
- To train software project managers and other individuals involved in software project planning and tracking and oversight in the implementation of the software project management process.
- To understand successful software projects that support organization's strategic goals

UNIT -I:Introduction

Project, Management, Software Project Management activities, Challenges in software projects, Stakeholders, Objectives & goals

Project Planning: Step-wise planning, Project Scope, Project Products & deliverables, Project activities, Effort estimation, Infrastructure

UNIT -II:Project Approach

Lifecycle models, Choosing Technology, Prototyping

Iterative & incremental Process Framework: Lifecycle phases, Process Artifacts, Process workflows (Book 2)

UNIT -III:Effort estimation & activity Planning

Estimation techniques, Function Point analysis, SLOC, COCOMO, Use case-based estimation , Activity Identification Approaches, Network planning models, Critical path analysis

UNIT -IV: Risk Management

Risk categories, Identification, Assessment, Planning and management, PERT technique, Monte Carlo approach

UNIT -V:Project Monitoring & Control, Resource Allocation

Creating a framework for monitoring & control, Progress monitoring, Cost monitoring, Earned value Analysis, Defects Tracking, Issues Tracking, Status reports, Types of Resources, Identifying resource requirements, Resource scheduling

UNIT -VI:Software Quality

Planning Quality, Defining Quality - ISO 9016, Quality Measures, Quantitative Quality Management Planning, Product Quality & Process Quality

Metrics, Statistical Process Control Capability Maturity Model, Enhancing software Quality (Book3)

OUTCOMES:

- To match organizational needs to the most effective software development model
- To understand the basic concepts and issues of software project management
- To effectively Planning the software projects
- To implement the project plans through managing people, communications and change
- To select and employ mechanisms for tracking the software projects
- To conduct activities necessary to successfully complete and close the Software projects
- To develop the skills for tracking and controlling software deliverables
- To create project plans that address real-world management challenges

TEXT BOOKS:

1. Software Project Management, Bob Hughes & Mike Cotterell, TATA Mcgraw-Hill
2. Software Project Management, Walker Royce: Pearson Education, 2005.
3. Software Project Management in practice, Pankaj Jalote, Pearson.

REFERENCE BOOKS:

1. Software Project Management, Joel Henry, Pearson Education.

SCRIPTING LANGUAGES

(Elective - 2)

OBJECTIVES:

- The course demonstrates an in depth understanding of the tools and the scripting languages necessary for design and development of applications dealing with Bio-information/ Bio-data.
- The instructor is advised to discuss examples in the context of Bio-data/ Bio-information application development.

UNIT - I

Introduction to PERL and Scripting Scripts and Programs, Origin of Scripting , Scripting Today, Characteristics of Scripting Languages, Uses for Scripting Languages, Web Scripting, and the universe of Scripting Languages. PERL- Names and Values, Variables, Scalar Expressions, Control Structures, arrays, list, hashes, strings, pattern and regular expressions, subroutines.

UNIT - II

Advanced perl Finer points of looping, pack and unpack, file system, eval, data structures, packages, modules, objects, interfacing to the operating system, Creating Internet ware applications, Dirty Hands Internet Programming, security Issues.

UNIT- III

PHP Basics PHP Basics- Features, Embedding PHP Code in your Web pages, Outputting the data to the browser, Data types, Variables, Constants, expressions, string interpolation, control structures, Function, Creating a Function, Function Libraries, Arrays, strings and Regular Expressions.

UNIT - IV

Advanced PHP Programming PHP and Web Forms, Files, PHP Authentication and Methodologies -Hard Coded, File Based, Database Based, IP Based, Login Administration, Uploading Files with PHP, Sending Email using PHP, PHP Encryption Functions, the Mcrypt package, Building Web sites for the World.

UNIT -V

TCL Structure, syntax, Variables and Data in TCL, Control Flow, Data Structures, input/output, procedures , strings , patterns, files, Advance TCL- eval, source, exec and uplevel commands, Name spaces, trapping errors, event driven programs, making applications internet aware, Nuts and Bolts Internet Programming, Security Issues, C Interface. Tk-Visual Tool Kits, Fundamental Concepts of Tk, Tk by example, Events and Binding , Perl-Tk.

UNIT- VI

Python Introduction to Python language, python-syntax, statements, functions, Built-in-functions and Methods, Modules in python, Exception Handling. Integrated Web Applications in Python – Building Small, Efficient Python Web Systems, Web Application Framework.

OUTCOMES:

- To master the theory behind scripting and its relationship to classic programming.
- To survey many of the modern and way cool language features that show up frequently in scripting languages.
- To gain some fluency programming in Ruby, JavaScript, Perl, Python, and related languages.
- To design and implement one's own scripting language.

TEXT BOOKS:

1. The World of Scripting Languages, David Barron, Wiley Publications.
2. Python Web Programming, Steve Holden and David Beazley, New Riders Publications.
3. Beginning PHP and MySQL, 3rd Edition, Jason Gilmore, Apress Publications (Dream tech)

REFERENCE BOOKS:

1. Open Source Web Development with LAMP using Linux, Apache, MySQL, Perl and PHP, J.Lee and B.Ware (Addison Wesley) Pearson Education.
2. Programming Python, M.Lutz,SPD.
3. PHP 6 Fast and Easy Web Development, Julie Meloni and Matt Telles, Cengage Learning Publications.
4. PHP 5.1, I.Bayross and S.Shah, The X Team, SPD.
5. Core Python Programming, Chun, Pearson Education.
6. Guide to Programming with Python, M.Dawson, Cengage Learning.
7. Perl by Example, E.Quigley, Pearson Education.

IV Year – I Semester

L	T	P	C
0	0	3	2

SOFTWARE ARCHITECTURE AND DESIGN PATTERNS LAB

Software Architecture Lab

The course project is divided in 6 small components that will be performed during the different lab sessions; there are, in principle, 7 lab sessions. The project consists of the design and implementation of the software architecture of a Weather Mapping System (WMS). Implementation will take place both in Java and C++ (combination of both languages). Each lab assignment consists of a theoretical part and a practical part, which are defined in specific lab assignment statements that are posted at least one or two weeks before the session.

Report and demo (if applicable) for each assignment is due for the following session.

1. Tool Presentation

This session is an introductory session; there is no lab assignment for this session.

Introduction to working with an industrial strength software development environment, namely Rational Rose: how to write and maintain a UML specification; configuration management; architecture design; CORBA-IDL document generation; Java code generation from a UML model etc.

Presentation of the Project: Weather Mapping System.

2. Use Case View

Design of the Use Case View. Risk Analysis.

3: Logical View

Design of the Logical View of the Weather Mapping System (WMS).

4: Integrating Patterns in the Architecture

Integration of selected architectural and design patterns in the logical view obtained previously.

5: Implementation, Process, and Deployment Views

Design of the implementation, process, and deployment views for the Weather Mapping System.

6: Component and Interprocess Communication Design

Generation from the previous architecture design of CORBA Interfaces and Components Definitions.

7: Implementation of WMS

Implementation of the Weather Mapping System (Java & C++), with a particular emphasis on the Interprocess communication mechanism and the software components identified.

Lab Reports:

Lab reports should include:

- The answers to the questions included in the assignment statement. The answers should motivate briefly your design choices.
- The printout of the diagrams and related documents (e.g. class, use cases, operations descriptions etc.) produced using Rational Rose.

Reference: <http://www.ece.uvic.ca/~itraore/seng422-06/eng422-06.html>

Design Patterns Lab

S. No	Programs
1.	Use case Diagram for Librarian Scenario
2.	Using UML design Abstract factory design pattern
3.	Using UML design Adapter-class Design pattern
4.	Using UML design Adapter-object Design pattern
5.	Using UML design Strategy Design pattern
6.	Using UML design Builder Design pattern
7.	Using UML design Bridge Design pattern
8.	Using UML design Decorator Design pattern
9.	User gives a print command from a word document. Design to represent this chain of responsibility Design pattern
10.	Design a Flyweight Design pattern
11.	Using UML design Facade Design pattern

12. Using UML design Iterator Design pattern .
13. Using UML design Mediator Design pattern
14. Using UML design Proxy Design pattern
15. Using UML design Visitor Design pattern

WEB TECHNOLOGIES LAB

OBJECTIVES:

- To acquire knowledge of XHTML, Java Script and XML to develop web applications
- Ability to develop dynamic web content using Java Servlets and JSP
- To understand JDBC connections and Java Mail API
- To understand the design and development process of a complete web application

1. Design the following static web pages required for an online book store web site.

1) HOME PAGE:

The static home page must contain three **frames**.

Top frame: Logo and the college name and links to Home page, Login page, Registration page, Catalogue page and Cart page (the description of these pages will be given below).

Left frame: At least four links for navigation, which will display the catalogue of respective links.

For e.g.: When you click the link “MCA” the catalogue for MCABooks should be displayed in the Right frame.

Right frame: The *pages to the links in the left frame must be loaded here*. Initially this page contains description of the web site.

Logo	Web Site Name			
Home	Login	Registration	Catalogue	Cart
mca mba BCA	Description of the Web Site			






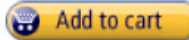


2)login page

Logo	Web Site Name			
Home	Login	Registration	Catalogue	Cart
MCA MBA BCA	<p>Login : <input type="text" value="11a51f0003"/></p> <p>Password: <input type="password" value="*****"/></p> <p><input type="button" value="Submit"/> <input type="button" value="Reset"/></p>			

3) CATALOGUE PAGE:

The catalogue page should contain the details of all the books available in the web site in a table. The details should contain the following:

1. Snap shot of Cover Page.
2. Author Name.
3. Publisher.
4. Price.
5. Add to cart button.

Logo		Web Site Name		
Home	Login	Registration	Catalogue	Cart
MCA		Book : XML Bible Author : Winston Publication : Wiely	\$ 40.5	
MBA		Book : AI Author : S.Russel Publication : Princeton hall	\$ 63	
BCA		Book : Java 2 Author : Watson Publication : BPB publications	\$ 35.5	
		Book : HTML in 24 hours Author : Sam Peter Publication : Sam	\$ 50	

4. REGISTRATION PAGE:

Create a “registration form “with the following fields

- 1) Name (Text field)
- 2) Password (password field)
- 3) E-mail id (text field)
- 4) Phone number (text field)
- 5) Sex (radio button)
- 6) Date of birth (3 select boxes)
- 7) Languages known (check boxes – English, Telugu, Hindi, Tamil)
- 8) Address (text area)

5. Design a web page using CSS (Cascading Style Sheets) which includes the following:

- 1) Use different font, styles:

In the style definition you define how each selector should work (font, color etc.).

Then, in the body of your pages, you refer to these selectors to activate the styles

6. Write an XML file which will display the Book information which includes the following:

- 1) Title of the book
- 2) Author Name
- 3) ISBN number
- 4) Publisher name
- 5) Edition
- 6) Price

Write a Document Type Definition (DTD) to validate the above XML file.

7. Write Ruby program reads a number and calculates the factorial value of it and prints the Same.
8. Write a Ruby program which counts number of lines in a text files using its regular Expressions facility.
9. Write a Ruby program that uses iterator to find out the length of a string.
10. Write simple Ruby programs that uses arrays in Ruby.
11. Write programs which uses associative arrays concept of Ruby.
12. Write Ruby program which uses Math module to find area of a triangle.
13. Write Ruby program which uses tk module to display a window
14. Define complex class in Ruby and do write methods to carry operations on complex objects.
15. Write a program which illustrates the use of associative arrays in perl.
16. Write perl program takes set names along the command line and prints whether they are regular files or special files
17. Write a perl program to implement UNIX 'passwd' program
18. An example perl program to connect to a MySQL database table and executing simple commands.
19. Example PHP program for cotactus page.
20. User Authentication:
Assume four users user1, user2, user3 and user4 having the passwords pwd1, pwd2, pwd3 and pwd4 respectively. Write a PHP for doing the following.
 1. Create a Cookie and add these four user id's and passwords to this Cookie.
 2. Read the user id and passwords entered in the Login form (week1) and authenticate with the values (user id and passwords) available in the cookies.
If he is a valid user (i.e., user-name and password match) you should welcome him by name (user-name) else you should display "You are not an authenticated user".
Use init-parameters to do this.
21. Example PHP program for registering users of a website and login.
22. Install a database(MySql or Oracle).
Create a table which should contain at least the following fields: name, password, email-id, phone number(these should hold the data from the registration form).
Write a PHP program to connect to that database and extract data from the tables and display them. Experiment with various SQL queries.
Insert the details of the users who register with the web site, whenever a new user clicks the submit button in the registration page (week2).

23. Write a PHP which does the following job:

Insert the details of the 3 or 4 users who register with the web site (week9) by using registration form. Authenticate the user when he submits the login form using the user name and password from the database (similar to week8 instead of cookies).

24. Create tables in the database which contain the details of items (books in our case like Book name , Price, Quantity, Amount) of each category. Modify your catalogue page (week 2) in such a way that you should connect to the database and extract data from the tables and display them in the catalogue page using PHP

25. HTTP is a stateless protocol. Session is required to maintain the state.

The user may add some items to cart from the catalog page. He can check the cart page for the selected items. He may visit the catalogue again and select some more items. Here our interest is the selected items should be added to the old cart rather than a new cart. Multiple users can do the same thing at a time (i.e., from different systems in the LAN using the ip-address instead of local host). This can be achieved through the use of sessions. Every user will have his own session which will be created after his successful login to the website. When the user logs out his session should get invalidated (by using the method session. Invalidate ()).

Modify your catalogue and cart PHP pages to achieve the above mentioned functionality using sessions.

OUTCOMES:

- Students will be able to develop static web sites using XHTML and Java Scripts
- To implement XML and XSLT for web applications
- Develop Dynamic web content using Java Servlets and JSP
- To develop JDBC connections and implement a complete Dynamic web application

DISTRIBUTED SYSTEMS

OBJECTIVES:

- Provides an introduction to the fundamentals of distributed computer systems, assuming the availability of facilities for data transmission, IPC mechanisms in distributed systems, Remote procedure calls.
- Expose students to current technology used to build architectures to enhance distributed Computing infrastructures with various computing principles

UNIT-I:

Characterization of Distributed Systems: Introduction, Examples of Distributed Systems, Resource Sharing and the Web, Challenges.

System Models: Introduction, Architectural Models- Software Layers, System Architecture, Variations, Interface and Objects, Design Requirements for Distributed Architectures, Fundamental Models- Interaction Model, Failure Model, Security Model.

UNIT-II:

Interprocess Communication: Introduction, The API for the Internet Protocols- The Characteristics of Interprocess communication, Sockets, UDP Datagram Communication, TCP Stream Communication; External Data Representation and Marshalling; Client Server Communication; Group Communication- IP Multicast- an implementation of group communication, Reliability and Ordering of Multicast.

UNIT-III:

Distributed Objects and Remote Invocation: Introduction, Communication between Distributed Objects- Object Model, Distributed Object Model, Design Issues for RMI, Implementation of RMI, Distributed Garbage Collection; Remote Procedure Call, Events and Notifications, Case Study: JAVA RMI

UNIT-IV:

Operating System Support: Introduction, The Operating System Layer, Protection, Processes and Threads –Address Space, Creation of a New Process, Threads.

UNIT-V:

Distributed File Systems: Introduction, File Service Architecture; Peer-to-Peer Systems: Introduction, Napster and its Legacy, Peer-to-Peer Middleware, Routing Overlays.

Coordination and Agreement: Introduction, Distributed Mutual Exclusion, Elections, Multicast Communication.

UNIT-VI:

Transactions & Replications: Introduction, System Model and Group Communication, Concurrency Control in Distributed Transactions, Distributed Dead Locks, Transaction Recovery; Replication-Introduction, Passive (Primary) Replication, Active Replication.

OUTCOMES:

- Develop a familiarity with distributed file systems.
- Describe important characteristics of distributed systems and the salient architectural features of such systems.
- Describe the features and applications of important standard protocols which are used in distributed systems.
- Gaining practical experience of inter-process communication in a distributed environment

TEXT BOOKS:

1. Ajay D Kshemkalyani, MukeshSinghal, “Distributed Computing, Principles, Algorithms and Systems”, Cambridge
2. George Coulouris, Jean Dollimore, Tim Kindberg, “Distributed Systems- Concepts and Design”, Fourth Edition, Pearson Publication

REFERENCE BOOKS

1. Distributed-Systems-Principles-Paradigms-Tanenbaum PHI

IV Year – II Semester

L	T	P	C
4	0	0	3

MANAGEMENT SCIENCE

Course Objectives:

***To familiarize with the process of management and to provide basic insight into select contemporary management practices**

***To provide conceptual knowledge on functional management and strategic management.**

UNIT I

Introduction to Management: Concept –nature and importance of Management –Generic Functions of Management – Evaluation of Management thought- Theories of Motivation – Decision making process-Designing organization structure- Principles of organization – Organizational typology- International Management: Global Leadership and Organizational behavior Effectiveness(GLOBE) structure

UNIT II

Operations Management: Principles and Types of Management – Work study- Statistical Quality Control- Control charts (P-chart, R-chart, and C-chart) Simple problems- Material Management: Need for Inventory control- EOQ, ABC analysis (simple problems) and Types of ABC analysis (HML, SDE, VED, and FSN analysis).

UNIT III

Functional Management: Concept of HRM, HRD and PMIR- Functions of HR Manager- Wage payment plans(Simple Problems) – Job Evaluation and Merit Rating - Marketing Management- Functions of Marketing – Marketing strategies based on product Life Cycle, Channels of distributions. Operationlizing change through performance management.

UNIT IV

Project Management: (PERT/CPM): Development of Network – Difference between PERT and CPM Identifying Critical Path- Probability- Project Crashing (Simple Problems)

Unit V

Strategic Management: Vision, Mission, Goals, Strategy – Elements of Corporate Planning Process – Environmental Scanning – SWOT analysis- Steps in Strategy Formulation and Implementation, Generic Strategy Alternatives. Global strategies, theories of Multinational Companies.

UNIT VI

Contemporary Management Practice: Basic concepts of MIS, MRP, Justin- Time(JIT) system, Total Quality Management(TQM), Six sigma and Capability Maturity Model(CMM) Levies, Supply Chain Management , Enterprise Resource Planning (ERP), Business Process outsourcing (BPO), Business process Re-engineering and Bench Marking, Balanced Score Card.

Course Outcome:

***After completion of the Course the student will acquire the knowledge on management functions, global leadership and organizational behavior.**

***Will familiarize with the concepts of functional management project management and strategic management.**

Text Books

1. Dr. P. Vijaya Kumar & Dr. N. Appa Rao, '*Management Science*' Cengage, Delhi, 2012.
2. Dr. A. R. Aryasri, '*Management Science*' TMH 2011.

References:

1. Koontz & Weihrich: '*Essentials of management*' TMH 2011
2. Seth & Rastogi: *Global Management Systems*, Cengage learning , Delhi, 2011
3. Robbins: *Organizational Behaviour*, Pearson publications, 2011
4. Kanishka Bedi: *Production & Operations Management*, Oxford Publications, 2011
5. Philip Kotler & Armstrong: *Principles of Marketing*, Pearson publications
6. Biswajit Patnaik: *Human Resource Management*, PHI, 2011
7. Hitt and Vijaya Kumar: *Starategic Management*, Cengage learning
8. Prem Chadha: *Performance Management*, Trinity Press(An imprint of Laxmi Publications Pvt. Ltd.) Delhi 2015.
9. Anil Bhat& Arya Kumar : *Principles of Management*, Oxford University Press, New Delhi, 2015.

MACHINE LEARNING

OBJECTIVES:

- Familiarity with a set of well-known supervised, unsupervised and semi-supervised learning algorithms.
- The ability to implement some basic machine learning algorithms
- Understanding of how machine learning algorithms are evaluated

UNIT -I:The ingredients of machine learning, Tasks: the problems that can be solved with machine learning, **Models:** the output of machine learning, **Features,** the workhorses of machine learning. **Binary classification and related tasks:** Classification, Scoring and ranking, Class probability estimation

UNIT- II:Beyond binary classification:Handling more than two classes, Regression, Unsupervised and descriptive learning. **Concept learning:** The hypothesis space, Paths through the hypothesis space, Beyond conjunctive concepts

UNIT- III: Tree models: Decision trees, Ranking and probability estimation trees, Tree learning as variance reduction. **Rule models:**Learning ordered rule lists, Learning unordered rule sets, Descriptive rule learning, First-order rule learning

UNIT -IV:Linear models: The least-squares method, The perceptron: a heuristic learning algorithm for linear classifiers, Support vector machines, obtaining probabilities from linear classifiers, Going beyond linearity with kernel methods.**Distance Based Models:** Introduction, Neighbours and exemplars, Nearest Neighbours classification, Distance Based Clustering, Hierarchical Clustering.

UNIT- V:Probabilistic models: The normal distribution and its geometric interpretations, Probabilistic models for categorical data, Discriminative learning by optimising conditional likelihood Probabilistic models with hidden variables.**Features:** Kinds of feature, Feature transformations, Feature construction and selection. **Model ensembles:** Bagging and random forests, Boosting

UNIT- VI: Dimensionality Reduction: Principal Component Analysis (PCA), Implementation and demonstration. **Artificial Neural Networks:**Introduction, Neural network representation, appropriate problems for neural network learning, Multilayer networks and the back propagation algorithm.

OUTCOMES:

- Recognize the characteristics of machine learning that make it useful to real-world Problems.
- Characterize machine learning algorithms as supervised, semi-supervised, and Unsupervised.
- Have heard of a few machine learning toolboxes.
- Be able to use support vector machines.
- Be able to use regularized regression algorithms.
- Understand the concept behind neural networks for learning non-linear functions.

TEXT BOOKS:

1. Machine Learning: The art and science of algorithms that make sense of data, Peter Flach, Cambridge.
2. Machine Learning, Tom M. Mitchell, MGH.

REFERENCE BOOKS:

1. Understanding Machine Learning: From Theory to Algorithms, Shai Shalev-Shwartz, Shai Ben-David, Cambridge.
2. Machine Learning in Action, Peter Harington, 2012, Cengage.

IV Year – II Semester

L	T	P	C
4	0	0	3

CONCURRENT AND PARALLEL PROGRAMMING
(Elective - 3)

OBJECTIVES:

- Improvement of students comprehension of CPP, new programming concepts, paradigms and idioms
- Change of 'mood' regarding Concurrency counter-intuitiveness
- Proactive attitude: theoretical teaching shouldn't be so dull
- Multipath, individually paced, stop-and-replay, personalized learning process
- Frequent assessment of learning advances on the subject

UNIT- 1

Concurrent versus sequential programming. Concurrent programming constructs and race condition. Synchronization primitives.

UNIT-II

Processes and threads. Interprocess communication. Livelock and deadlocks, starvation, and deadlock prevention. Issues and challenges in concurrent programming paradigm and current trends.

UNIT-III

Parallel algorithms – sorting, ranking, searching, traversals, prefix sum etc.,

UNIT- IV

Parallel programming paradigms – Data parallel, Task parallel, Shared memory and message passing, Parallel Architectures, GPGPU, pthreads, STM,

UNIT-V

OpenMP, OpenCL, Cilk++, Intel TBB, CUDA

UNIT-VI

Heterogeneous Computing: C++AMP, OpenCL

OUTCOMES:

- Understanding improvement of CPP concepts presented
- The number of reinforcement–exercises assigned
- The time required for the resolution of exercises
- Compliance level with the new model of theoretical teaching

TEXT BOOKS:

1. Mordechai Ben-Ari. Principles of Concurrent and Distributed Programming, Prentice-Hall International.
2. Greg Andrews. Concurrent Programming: Principles and Practice, Addison Wesley.
3. Gadi Taubenfeld. Synchronization Algorithms and Concurrent Programming, Pearson.
4. M. Ben-Ari. Principles of Concurrent Programming, Prentice Hall.
5. Fred B. Schneider. On Concurrent Programming, Springer.
6. Brinch Hansen. The Origins of Concurrent Programming: From Semaphor

ARTIFICIAL NEURAL NETWORKS

(Elective-3)

OBJECTIVES:

- Understand the role of neural networks in engineering, artificial intelligence, and cognitive modeling.
- Provide knowledge of supervised learning in neural networks
- Provide knowledge of computation and dynamical systems using neural networks
- Provide knowledge of reinforcement learning using neural networks.
- Provide knowledge of unsupervised learning using neural networks.
- Provide hands-on experience in selected applications

UNIT-I: Introduction and ANN Structure.

Biological neurons and artificial neurons. Model of an ANN. Activation functions used in ANNs. Typical classes of network architectures.

UNIT-II

Mathematical Foundations and Learning mechanisms. Re-visiting vector and matrix algebra. State-space concepts. Concepts of optimization. Error-correction learning. Memory-based learning. Hebbian learning. Competitive learning.

UNIT-III

Single layer perceptrons. Structure and learning of perceptrons. Pattern classifier - introduction and Bayes' classifiers. Perceptron as a pattern classifier. Perceptron convergence. Limitations of a perceptrons.

UNIT-IV: Feed forward ANN.

Structures of Multi-layer feed forward networks. Back propagation algorithm. Back propagation - training and convergence. Functional approximation with back propagation. Practical and design issues of back propagation learning.

UNIT-V: Radial Basis Function Networks.

Pattern separability and interpolation. Regularization Theory. Regularization and RBF networks. RBF network design and training. Approximation properties of RBF.

UNIT-VI: Support Vector machines.

Linear separability and optimal hyperplane. Determination of optimal hyperplane. Optimal hyperplane for nonseparable patterns. Design of an SVM. Examples of SVM.

OUTCOMES:

- This course has been designed to offer as a graduate-level/ final year undergraduate level elective subject to the students of any branch of engineering/ science, having basic foundations of matrix algebra, calculus and preferably (not essential) with a basic knowledge of optimization.
- Students and researchers desirous of working on pattern recognition and classification, regression and interpolation from sparse observations; control and optimization are expected to find this course useful. The course covers theories and usage of artificial neural networks (ANN) for problems pertaining to classification (supervised/ unsupervised) and regression.
- The course starts with some mathematical foundations and the structures of artificial neurons, which mimics biological neurons in a grossly scaled down version. It offers mathematical basis of learning mechanisms through ANN. The course introduces perceptrons, discusses its capabilities and limitations as a pattern classifier and later develops concepts of multilayer perceptrons with back propagation learning.

TEXT BOOKS:

1. Simon Haykin, "Neural Networks: A comprehensive foundation", Second Edition, Pearson Education Asia.
2. Satish Kumar, "Neural Networks: A classroom approach", Tata McGraw Hill, 2004.

REFERENCE BOOKS:

1. Robert J. Schalkoff, "Artificial Neural Networks", McGraw-Hill International Editions, 1997.

OPERATION RESEARCH

(Elective - 3)

OBJECTIVE:

- Identify and develop operational research models from the verbal description of the real system.
- Understand the mathematical tools that are needed to solve optimisation problems.
- Use mathematical software to solve the proposed models.
- Develop a report that describes the model and the solving technique, analyse the results and propose recommendations in language understandable to the decision-making processes in Management Engineering

UNIT-I:

Introduction to Operations Research: Basics definition, scope, objectives, phases, models and limitations of Operations Research. Linear Programming Problem – Formulation of LPP, Graphical solution of LPP. Simplex Method, Artificial variables, big-M method, two-phase method, degeneracy and unbound solutions.

UNIT-II:

Transportation Problem. Formulation, solution, unbalanced Transportation problem. Finding basic feasible solutions – Northwest corner rule, least cost method and Vogel's approximation method. Optimality test: the stepping stone method and MODI method

UNIT-III:

Assignment model. Formulation. Hungarian method for optimal solution. Solving unbalanced problem. Traveling salesman problem and assignment problem Sequencing models. Solution of Sequencing Problem – Processing n Jobs through 2 Machines – Processing n Jobs through 3 Machines – Processing 2 Jobs through m machines – Processing n Jobs through m Machines

UNIT-IV:

Dynamic programming. Characteristics of dynamic programming. Dynamic programming approach for Priority Management employment smoothening, capital budgeting, Stage Coach/Shortest Path, cargo loading and Reliability problems Games Theory. Competitive games, rectangular game, saddle point, minimax (maximin) method of optimal strategies, value of the game. Solution of games with saddle points, dominance principle. Rectangular games without saddle point – mixed strategy for 2 X 2 games

UNIT-V:

Replacement Models. Replacement of Items that Deteriorate whose maintenance costs increase with time without change in the money value. Replacement of items that fail suddenly: individual replacement policy, group replacement policy

UNIT-VI:

Inventory models. Inventory costs. Models with deterministic demand – model (a) demand rate uniform and production rate infinite, model (b) demand rate non-uniform and production rate infinite, model (c) demand rate uniform and production rate finite.

OUTCOME:

- Methodology of Operations Research.
- Linear programming: solving methods, duality, and sensitivity analysis.
- Integer Programming.
- Network flows.
- Multi-criteria decision techniques.
- Decision making under uncertainty and risk.
- Game theory. Dynamic programming.

TEXT BOOKS:

1. P. Sankara Iyer, "Operations Research", Tata McGraw-Hill, 2008.
2. A.M. Natarajan, P. Balasubramani, A. Tamilarasi, "Operations Research", Pearson Education, 2005.

REFERENCE BOOKS:

1. J K Sharma. "Operations Research Theory & Applications, 3e", Macmillan India Ltd, 2007.
2. P. K. Gupta and D. S. Hira, "Operations Research", S. Chand & co., 2007.
3. J K Sharma., "Operations Research, Problems and Solutions, 3e", Macmillan India Ltd
4. N.V.S. Raju, "Operations Research", HI-TECH, 2002

IV Year – II Semester

L	T	P	C
0	3	0	2

SEMINAR

IV Year – II Semester

L	T	P	C
0	0	0	10

PROJECT

ACADEMIC REGULATIONS COURSE STRUCTURE AND DETAILED SYLLABUS

**COMPUTER
SCIENCE AND
ENGINEERING**

For

COMPUTER SCIENCE AND ENGINEERING FOUR DEGREE COURSE

(Applicable for batches admitted from 2013-2014)



JAWAHARLAL NEHRU TECHNOLOGICAL UNIVERSITY: KAKINADA

KAKINADA - 533 003, Andhra Pradesh, India

COURSE STRUCTURE

I Year – I SEMESTER

S. No.	Subject	T	P	Credits
1	English – I	3+1	--	3
2	Mathematics - I	3+1	--	3
3	Engineering Chemistry	3+1	--	3
4	Engineering Mechanics	3+1	--	3
5	Computer Programming	3+1	--	3
6	Environmental Studies	3+1	--	3
7	Engineering Chemistry Laboratory	--	3	2
8	English - Communication Skills Lab - I	--	3	2
9	C Programming Lab	--	3	2
Total Credits				24

I Year – II SEMESTER

S. No.	Subject	T	P	Credits
1	English – II	3+1	--	3
2	Mathematics – II (Mathematical Methods)	3+1	--	3
3	Mathematics – III	3+1	--	3
4	Engineering Physics	3+1	--	3
5	Professional Ethics and Human Values	3+1	--	3
6	Engineering Drawing	3+1	--	3
7	English - Communication Skills Lab - II	--	3	2
8	Engineering Physics Lab	--	3	2
9	Engineering Physics – Virtual Labs - Assignments	--	2	--
10	Engg. Workshop & IT Workshop	--	3	2
Total Credits				24

II Year – I SEMESTER

S. No.	Subject	T	P	Credits
1	Managerial Economics and Financial Analysis	4	--	3
2	Object Oriented Programming through C++	4	--	3
3	Mathematical Foundations of Computer Science	4	--	3
4	Digital Logic Design	4	--	3
5	Data Structures	4	--	3
6	Object Oriented Programming Lab	--	3	2
7	Data Structures Lab	--	3	2
8	Digital Logic Design Lab	--	3	2
9	Seminar	--	--	1
Total Credits				22

II Year – II SEMESTER

S. No.	Subject	T	P	Credits
1	Probability and statistics	4	--	3
2	Java Programming	4	--	3
3	Advanced Data Structures	4	--	3
4	Computer Organization	4	--	3
5	Formal Languages and Automata Theory	4	--	3
6	Advanced Data Structures Lab	--	3	2
7	Java Programming Lab	--	3	2
8	Free Open Source Software(FOSS) Lab	--	3	2
Total Credits				21

III Year – I SEMESTER

S. No.	Subject	T	P	Credits
1	Compiler Design	4	-	3
2	Data Communication	4	-	3
3	Principles of Programming Languages	4	-	3
4	Database Management Systems	4	-	3
5	Operating Systems	4	-	3
6	Compiler Design Lab	-	3	2
7	Operating System Lab	-	3	2
8	Database Management Systems Lab		3	2
9	Linux Programming Lab	-	3	2
10	IPR and Patents- 1	2	-	-
11	Seminar	--	--	1
Total Credits				24

III Year – II SEMESTER

S. No.	Subject	T	P	Credits
1	Computer Networks	4	-	3
2	Data Ware housing and Mining	4	-	3
3	Design and Analysis of Algorithms	4	-	3
4	Software Engineering	4	-	3
5	Web Technologies	4	-	3
6	Computer Networks Lab	-	3	2
7	Software Engineering Lab	-	3	2
8	Web Technologies Lab	-	3	2
9	IPR and Patents- II	2	--	--
Total Credits				21

IV Year – I SEMESTER

S. No.	Subject	T	P	Credits
1	Cryptography and Network Security	4	-	3
2	UML & Design Patterns	4	-	3
3	Mobile Computing	4	-	3
4	Elective –I	4	-	3
5	Elective – II	4	-	3
6	UML & Design Patterns Lab	-	3	2
7	Mobile Application Development Lab	-	3	2

8	Software Testing Lab	-	3	2
9	Hadoop & BigData Lab	-	3	2
Total Credits				23

IV Year – II SEMESTER

S. No.	Subject	T	P	Credits
1	Elective – III	4	-	3
2	Elective – IV	4	-	3
3	Distributed Systems	4	-	3
4	Management Science	4	-	3
5	Project	-	-	9
Total Credits				21

Elective – I:

- i) Software Testing Methodologies
- ii) Simulation Modeling
- iii) Information Retrieval Systems
- iv) Artificial Intelligence
- v) Multimedia Computing
- vi) High Performance Computing

Elective – II:

- i. Digital Forensics
- ii. Hadoop and Big Data
- iii. Software Project Management
- iv. Machine Learning
- v. Advanced Databases

Elective – III:

- i) Human Computer Interaction
- ii) Advanced Operating Systems
- iii) Mobile Adhoc & Sensor Networks
- iv) Pattern Recognition
- v) Digital Image Processing
- vi) Micro processors and Multi Core Systems

Elective-IV:

- i) Embedded and Real Time Systems
- ii) Neural Networks & Soft Computing
- iii) Social Networks and the Semantic Web
- iv) Cloud Computing

SYLLABUS

I Year – I SEMESTER

T	P	C
3+1	0	3

ENGLISH –I (Common to All Branches)

DETAILED TEXT-I English Essentials: Recommended Topics:

1. IN LONDON: M.K.GANDHI

OBJECTIVE: To apprise the learner how Gandhi spent a period of three years in London as a student.

OUTCOME: The learner will understand how Gandhi grew in introspection and maturity.

2. THE KNOWLEDGE SOCIETY- APJ KALAM

OBJECTIVE: To make the learners rediscover India as a land of Knowledge.

OUTCOME: The learners will achieve a higher quality of life, strength and sovereignty of a developed nation.

3. THE SCIENTIFIC POINT OF VIEW- J.B.S. HALDANE

OBJECTIVE: This essay discusses how scientific point of view seeks to arrive at the truth without being biased by emotion.

OUTCOME: This develops in the student the scientific attitude to solve many problems which we find difficult to tackle.

4. PRINCIPLES OF GOOD WRITING:

OBJECTIVE: To inform the learners how to write clearly and logically.

OUTCOME: The learner will be able to think clearly and logically and write clearly and logically.

5. MAN'S PERIL

OBJECTIVE: To inform the learner that all men are in peril.

OUTCOME: The learner will understand that all men can come together and avert the peril.

6. THE DYING SUN—SIR JAMES JEANS

OBJECTIVE: This excerpt from the book “The Mysterious Universe” presents the mysterious nature of the Universe and the stars which present numerous problems to the scientific mind. Sir James Jeans uses a poetic approach to discuss the scientific phenomena.

OUTCOME: This provides the students to think about the scientific phenomena from a different angle and also exposes the readers to poetic expressions.

7. LUCK—MARK TWAIN

OBJECTIVE: This is a short story about a man's public image and his true nature. The theme of the story is that luck can be a factor of life, so that even if one is incompetent but lucky, one can still succeed.

OUTCOME: The story is humourous in that it contains a lot of irony. Thus this develops in the learner understand humourous texts and use of words for irony.

Text Book: ‘English Essentials’ by Ravindra Publications_

NON-DETAILED TEXT:

**(From Modern Trailblazers of Orient Blackswan)
(Common single Text book for two semesters)
(Semester I (1 to 4 lessons)/ Semester II (5 to 8 lessons))**

1. G.D.Naidu

OBJECTIVE: To inspire the learners by G.D.Naidu's example of inventions and contributions.

OUTCOME: The learner will be in a position to emulate G.D.Naidu and take to practical applications.

2. G.R.Gopinath

OBJECTIVE: To inspire the learners by his example of inventions.

OUTCOME: Like G.R.Gopinath, the learners will be able to achieve much at a low cost and help the common man.

3. Sudhamurthy

OBJECTIVE: To inspire the learners by the unique interests and contributions of Sudha Murthy.

OUTCOME: The learner will take interest in multiple fields of knowledge and make life worthwhile through social service.

4. Vijay Bhatkar

OBJECTIVE: To inspire the learner by his work and studies in different fields of engineering and science.

OUTCOME: The learner will emulate him and produce memorable things.

Text Book: 'Trail Blazers' by Orient Black Swan Pvt. Ltd. Publishers

MATHEMATICS – I (DIFFERENTIAL EQUATIONS)
(Common to All Branches)

UNIT I: Differential equations of first order and first degree:

Linear-Bernoulli-Exact-Reducible to exact.

Applications: Newton's Law of cooling-Law of natural growth and decay-orthogonal trajectories.

Subject Category

ABET Learning Objectives a d e

ABET internal assessments 1 2 6

JNTUK External Evaluation A B E

UNIT II: Linear differential equations of higher order:

Non-homogeneous equations of higher order with constant coefficients with RHS term of the type e^{ax} , $\sin ax$, $\cos ax$, polynomials in x , $e^{ax} V(x)$, $xV(x)$.

Applications: LCR circuit, Simple Harmonic motion

Subject Category

ABET Learning Objectives a d e

ABET internal assessments 1 2 6

JNTUK External Evaluation A B E

UNIT III Laplace transforms:

Laplace transforms of standard functions-Shifting Theorems, Transforms of derivatives and integrals – Unit step function – Dirac's delta function- Inverse Laplace transforms– Convolution theorem (with out proof).

Application: Solutions of ordinary differential equations using Laplace transforms.

Subject Category

ABET Learning Objectives a e

ABET internal assessments 1 2 6

JNTUK External Evaluation A B E

UNIT IV Partial differentiation:

Introduction- Total derivative-Chain rule-Generalized Mean Value theorem for single variable (without proof)-Taylors and Mc Laurent's series for two variables– Functional dependence- Jacobian.

Applications: Maxima and Minima of functions of two variables with constraints and without constraints.

Subject Category

ABET Learning Objectives a c e

ABET internal assessments 1 2 6

JNTUK External Evaluation A B E

UNIT V First order Partial differential equations:

Formation of partial differential equations by elimination of arbitrary constants and arbitrary functions –solutions of first order linear (Lagrange) equation and nonlinear (standard type) equations

Subject Category

ABET Learning Objectives a e

ABET internal assessments 1 2 6

JNTUK External Evaluation A B E

UNIT VI Higher order Partial differential equations:

Solutions of Linear Partial differential equations with constant coefficients- Method of separation of Variables

Applications: One- dimensional Wave, Heat equations - two-dimensional Laplace Equation.

Subject Category

ABET Learning Objectives a e

ABET internal assessments 1 2 6

JNTUK External Evaluation B E

Books:

1. **B.S.GREWAL**, Higher Engineering Mathematics, 42nd Edition, Khanna Publishers
2. **ERWIN KREYSZIG**, Advanced Engineering Mathematics, 9th Edition, Wiley-India
3. **GREENBERG**, Advanced Engineering Mathematics, 2nd edition, Pearson edn
4. **DEAN G. DUFFY**, Advanced engineering mathematics with MATLAB, CRC Press
5. **PETER O'NEIL**, advanced Engineering Mathematics, Cengage Learning.

Subject Category	ABET Learning Objectives	ABET Internal Assessments	JNTUK External Evaluation	Remarks
Theory Design Analysis Algorithms Drawing Others	<ol style="list-style-type: none"> a) Apply knowledge of math, science, & engineering b) Design & conduct experiments, analyze & interpret data c) Design a system/process to meet desired needs within economic, social, political, ethical, health/safety, manufacturability, & sustainability constraints d) Function on multidisciplinary teams e) Identify, formulate, & solve engineering problems f) Understand professional & ethical responsibilities g) Communicate effectively h) Understand impact of engineering solutions in global, economic, environmental, & societal context i) Recognize need for & be able to engage in lifelong learning j) Know contemporary issues k) Use techniques, skills, modern tools for engineering practices 	<ol style="list-style-type: none"> 1. Objective tests 2. Essay questions tests 3. Peer tutoring based 4. Simulation based 5. Design oriented 6. Problem based 7. Experiential (project based) based 8. Lab work or field work based 9. Presentation based 10. Case Studies based 11. Role-play based 12. Portfolio based 	<ol style="list-style-type: none"> A. Questions should have: B. Definitions, Principle of operation or philosophy of concept. C. Mathematical treatment, derivations, analysis, synthesis, numerical problems with inference. D. Design oriented problems E. Trouble shooting type of questions F. Applications related questions G. Brain storming questions 	

ENGINEERING CHEMISTRY**UNIT-I: WATER TECHNOLOGY**

Hard Water – Estimation of hardness by EDTA method – Potable water- Sterilization and Disinfection – Boiler feed water – Boiler troubles – Priming and foaming, scale formation, corrosion, caustic embrittlement, turbine deposits – Softening of water – Lime soda, Zeolite processes – Reverse osmosis – Electro Dialysis, Ion exchange process

Objectives : For prospective engineers knowledge about water used in industries (boilers etc.) and for drinking purposes is useful; hence chemistry of hard water, boiler troubles and modern methods of softening hard water is introduced.

UNIT-II : ELECTROCHEMISTRY

Concept of Ionic conductance – Ionic Mobilities – Applications of Kohlrausch law – Conductometric titrations – Galvanic cells – Electrode potentials – Nernst equation – Electrochemical series – Potentiometric titrations – Concentration cells – Ion selective electrode –Glass electrodes – Fluoride electrode; Batteries and Fuel cells

Objectives : Knowledge of galvanic cells, electrode potentials, concentration cells is necessary for engineers to understand corrosion problem and its control ; also this knowledge helps in understanding modern biosensors, fuel cells and improve them.

UNIT-III : CORROSION

Causes and effects of corrosion – theories of corrosion (dry, chemical and electrochemical corrosion) – Factors affecting corrosion – Corrosion control methods – Cathodic protection –Sacrificial Anodic, Impressed current methods – Surface coatings – Methods of application on metals (Hot dipping, Galvanizing, tinning, Cladding, Electroplating, Electroless plating) – Organic surface coatings – Paints – Their constituents and their functions.

Objectives : the problems associated with corrosion are well known and the engineers must be aware of these problems and also how to counter them

UNIT-IV : HIGH POLYMERS

Types of Polymerization – Stereo regular Polymers – Physical and Mechanical properties of polymers – Plastics – Thermoplastics and thermo setting plastics – Compounding and Fabrication of plastics – Preparation and properties of Polyethylene, PVC and Bakelite – Elastomers – Rubber and Vulcanization – Synthetic rubbers – Styrene butadiene rubber – Thiokol – applications.

Objectives : Plastics are materials used very widely as engineering materials. An understanding of properties particularly physical and mechanical properties of polymers / plastics / elastomers helps in selecting suitable materials for different purposes.

UNIT-V : FUELS

Coal – Proximate and ultimate analysis – Numerical problems based on analysis – Calorific value – HCV and LCV – Problems based on calorific values; petroleum – Refining – Cracking – Petrol – Diesel knocking; Gaseous fuels – Natural gas – LPG, CNG – Combustion – Problems on air requirements.

Objectives : A board understanding of the more important fuels employed on a large scale is necessary for all engineer to understand energy – related problems and solve them.

UNIT-VI : CHEMISTRY OF ADVANCED MATERIALS

Nanomaterials (Preparation of carbon nanotubes and fullerenes – Properties of nanomaterials – Engineering applications) – Liquid crystals (Types – Application in LCD and Engineering Applications) – Fiber reinforced plastics – Biodegradable polymers – Conducting polymers – Solar cells (Solar heaters – Photo voltaic cells – Solar reflectors – Green house concepts – Green chemistry (Methods for green synthesis and Applications) – Cement – Hardening and setting – Deterioration of cement concrete

Objectives : With the knowledge available now, future engineers should know at least some of the advanced materials that are becoming available. Hence some of them are introduced here.

TEXT BOOKSS

1. Jain and Jain (Latest Edition), Engineering Chemistry, Dhanpat Rai Publishing company Ltd,
2. N.Y.S.Murthy, V.Anuradha, KRamaRao "A Text Book of Engineering Chemistry", Maruthi Publications
3. C.Parameswara Murthy, C.V.Agarwal, Adhra Naidu (2006) Text Book of Engineering Chemistry, B.S.Publications
4. B.Sivasankar (2010), Engineering Chemistry, McGraw-Hill companies.
5. Ch.Venkata Ramana Reddy and Ramadevi (2013) , Engineering Chemistry, Cengage Learning

REFERENCES

1. S.S. Dara (2013) Text Book of Engineering Chemistry, S.Chand Technical Series
2. K.Sesha Maheswaramma and Mridula Chugh (2013), Engineering Chemistry, Pearson Publications.
3. R.Gopalan, D.Venkatappayya, Sulochana Nagarajan (2011), Text Book of Engineering Chemistry, Vikas Publications.
4. B.Viswanathan and M.Aulice Scibioh (2009), Fuel Cells, Principals and applications, University Press.

ENGINEERING MECHANICS

Objectives: The students completing this course are expected to understand the concepts of forces and its resolution in different planes, resultant of force system, Forces acting on a body, their free body diagrams using graphical methods. They are required to understand the concepts of centre of gravity and moments of inertia and their application, Analysis of frames and trusses, different types of motion, friction and application of work - energy method.

UNIT – I

Objectives: The students are to be exposed to the concepts of force and friction, direction and its application.

Introduction to Engg. Mechanics – Basic Concepts.

Systems of Forces : Coplanar Concurrent Forces – Components in Space – Resultant – Moment of Force and its Application – Couples and Resultant of Force Systems. Introduction, limiting friction and impending motion, Coulomb's laws of dry friction, coefficient of friction, cone of friction

UNIT II

Objectives: The students are to be exposed to application of free body diagrams. Solution to problems using graphical methods and law of triangle of forces.

Equilibrium of Systems of Forces : Free Body Diagrams, Equations of Equilibrium of Coplanar Systems, Spatial Systems for concurrent forces. Lami's Theorem, Graphical method for the equilibrium of coplanar forces, Converse of the law of Triangle of forces, converse of the law of polygon of forces condition of equilibrium.

UNIT – III

Objectives : The students are to be exposed to concepts of centre of gravity.

Centroid : Centroids of simple figures (from basic principles) – Centroids of Composite Figures

Centre of Gravity : Centre of gravity of simple body (from basic principles), centre of gravity of composite bodies, Pappus theorem.

UNIT IV

Objective: The students are to be exposed to concepts of moment of inertia and polar moment of inertia including transfer methods and their applications.

Area moments of Inertia : Definition – Polar Moment of Inertia, Transfer Theorem, Moments of Inertia of Composite Figures, Products of Inertia, Transfer Formula for Product of Inertia. **Mass Moment of Inertia :** Moment of Inertia of Masses, Transfer Formula for Mass Moments of Inertia, mass moment of inertia of composite bodies.

UNIT – V

Objectives : The students are to be exposed to motion in straight line and in curvilinear paths, its velocity and acceleration computation and methods of representing plane motion.

Kinematics : Rectilinear and Curvilinear motions – Velocity and Acceleration – Motion of Rigid Body – Types and their Analysis in Planar Motion. **Kinetics :** Analysis as a Particle and Analysis as a Rigid Body in Translation – Central Force Motion – Equations of Plane Motion – Fixed Axis Rotation – Rolling Bodies.

...

UNIT – VI

Objectives: The students are to be exposed to concepts of work, energy and particle motion

Work – Energy Method : Equations for Translation, Work-Energy Applications to Particle Motion, Connected System-Fixed Axis Rotation and Plane Motion. Impulse momentum method.

TEXT BOOKS:

1. Engg. Mechanics - S.Timoshenko & D.H.Young., 4th Edn - , Mc Graw Hill publications.
2. Engineering Mechanics: Statics and Dynamics 3rd edition, Andrew Pytel and Jaan Kiusalaas; Cengage Learning publishers.

REFERENCES:

1. Engineering Mechanics statics and dynamics – R.C.Hibbeler, 11th Edn – Pearson Publ.
2. Engineering Mechanics, statics – J.L.Meriam, 6th Edn – Wiley India Pvt Ltd.

3. Engineering Mechanics , dynamics – J.L.Meriam, 6th Edn – Wiley India Pvt Ltd.
4. Engineering Mechanics , statics and dynamics – I.H.Shames, – Pearson Publ.
5. Mechanics For Engineers , statics - F.P.Beer & E.R.Johnston – 5th Edn Mc Graw Hill Publ.
6. Mechanics For Engineers, dynamics - F.P.Beer & E.R.Johnston – 5th Edn Mc Graw Hill Publ.
7. Theory & Problems of engineering mechanics, statics & dynamics – E.W.Nelson, C.L.Best & W.G. McLean, 5th Edn – Schaum's outline series - Mc Graw Hill Publ.
8. Engineering Mechanics , Ferdinand . L. Singer , Harper – Collins.
9. Engineering Mechanics statics and dynamics , A Nelson, Mc Graw Hill publications
10. Engineering Mechanics, Tayal. Umesh Publ.

COMPUTER PROGRAMMING

Objectives: Formulating algorithmic solutions to problems and implementing algorithms in C

UNIT I:

Unit objective: Notion of Operation of a CPU, Notion of an algorithm and computational procedure, editing and executing programs in Linux

Introduction: Computer systems, Hardware and Software Concepts,

Problem Solving: Algorithm / Pseudo code, flowchart, program development steps, computer languages: machine, symbolic and highlevel languages, Creating and Running Programs: Writing, Editing(vi/emacs editor), Compiling(gcc), Linking and Executing in under Linux.

BASICS OF C: Structure of a C program, identifiers, basic data types and sizes. Constants, Variables, Arithmetic , relational and logical operators, increment and decrement operators, conditional operator, assignment operator, expressions, type conversions, Conditional Expressions, precedence and order of evaluation, Sample Programs.

UNIT II:

Unit objective: understanding branching, iteration and data representation using arrays

SELECTION – MAKING DECISION: TWO WAY SELECTION: if-else, null else, nested if, examples, Multi-way selection: switch, else-if, examples.

ITERATIVE: loops- while, do-while and for statements , break, continue, initialization and updating, event and counter controlled loops, Looping applications: Summation, powers, smallest and largest.

ARRAYS: Arrays- concepts, declaration, definition, accessing elements, storing elements, Strings and String Manipulations, 1-D arrays, 2-D arrays and character arrays, string manipulations, Multidimensional arrays, array applications: Matrix operations, checking the symmetricity of a Matrix.

STRINGS: concepts, c strings.

UNIT III:

Objective: Modular programming and recursive solution formulation

FUNCTIONS- MODULAR PROGRAMMING: functions, basics, parameter passing, storage classes extern, auto, register, static, scope rules, block structure, user defined functions, standard library functions, recursive functions, Recursive solutions for fibonacci series, towers of Hanoi, header files, C Preprocessor, example c programs, Passing 1-D arrays, 2-D arrays to functions.

UNIT IV:

Objective: Understanding pointers and dynamic memory allocation

POINTERS: pointers- concepts, initialization of pointer variables, pointers and function arguments, passing by address- dangling memory, address arithmetic, character pointers and functions, pointers to pointers, pointers and multi-dimensional arrays, dynamic memory management functions, command line arguments

UNIT V:

Objective: Understanding miscellaneous aspects of C

ENUMERATED, STRUCTURE AND UNION TYPES: Derived types- structures- declaration, definition and initialization of structures, accessing structures, nested structures, arrays of structures, structures and functions, pointers to structures, self referential structures, unions, typedef, bit-fields, program applications

BIT-WISE OPERATORS: logical, shift, rotation, masks.

UNIT VI:

Objective: Comprehension of file operations

FILE HANDLING: Input and output- concept of a file, text files and binary files, Formatted I/O, File I/O operations, example programs

Text Books:

1. Problem Solving and Program Design in C, Hanly, Koffman, 7th ed, PERSON
2. Programming in C, Second Edition Pradip Dey and Manas Ghosh, OXFORD Higher Education
3. Programming in C, A practical approach Ajay Mittal PEARSON
4. The C programming Language by Dennis Richie and Brian Kernighan
5. Programming in C, B. L. Juneja, Anith Seth, Cengage Learning.

Reference Books and web links:

1. C Programming, A Problem Solving Approach, Forouzan, Gilberg, Prasad, CENGAGE
2. Programming with C, Bichkar, Universities Press
3. Programming in C, Reema Thareja, OXFORD
4. C by Example, Noel Kalicharan, Cambridge

ENVIRONMENTAL STUDIES

Course Learning Objectives:

The objectives of the course is to impart

1. Overall understanding of the natural resources
2. Basic understanding of the ecosystem and its diversity
3. Acquaintance on various environmental challenges induced due to unplanned anthropogenic activities
4. An understanding of the environmental impact of developmental activities
5. Awareness on the social issues, environmental legislation and global treaties

Course Outcomes:

The student should have knowledge on

1. The natural resources and their importance for the sustenance of the life and recognise the need to conserve the natural resources
2. The concepts of the ecosystem and its function in the environment. The need for protecting the producers and consumers in various ecosystems and their role in the food web
3. The biodiversity of India and the threats to biodiversity, and conservation practices to protect the biodiversity
4. Various attributes of the pollution and their impacts and measures to reduce or control the pollution along with waste management practices
5. Social issues both rural and urban environment and the possible means to combat the challenges
6. The environmental legislations of India and the first global initiatives towards sustainable development.
7. About environmental assessment and the stages involved in EIA and the environmental audit

Syllabus:

UNIT - I

Multidisciplinary nature of Environmental Studies: Definition, Scope and Importance –Sustainability: Stockholm and Rio Summit–Global Environmental Challenges: Global warming and climate change, acid rains, ozone layer depletion, population growth and explosion, effects. Role of information Technology in Environment and human health.

Ecosystems: Concept of an ecosystem. - Structure and function of an ecosystem. - Producers, consumers and decomposers. - Energy flow in the ecosystem - Ecological succession. - Food chains, food webs and ecological pyramids. - Introduction, types, characteristic features, structure and function of Forest ecosystem, Grassland ecosystem, Desert ecosystem, Aquatic ecosystems.

UNIT - II

Natural Resources: Natural resources and associated problems

Forest resources – Use and over – exploitation, deforestation – Timber extraction – Mining, dams and other effects on forest and tribal people

Water resources – Use and over utilization of surface and ground water – Floods, drought, conflicts over water, dams – benefits and problems

Mineral resources: Use and exploitation, environmental effects of extracting and using mineral resources

Food resources: World food problems, changes caused by non-agriculture activities-effects of modern agriculture, fertilizer-pesticide problems, water logging, salinity

Energy resources: Growing energy needs, renewable and non-renewable energy sources use of alternate energy sources.

Land resources: Land as a resource, land degradation, Wasteland reclamation, man induced landslides, soil erosion and desertification. Role of an individual in conservation of natural resources. Equitable use of resources for sustainable lifestyles.

UNIT - III

Biodiversity and its conservation: Definition: genetic, species and ecosystem diversity- classification - Value of biodiversity: consumptive use, productive use, social-Biodiversity at national and local levels. India as a mega-diversity nation - Hot-spots of biodiversity - Threats to biodiversity: habitat loss, man-wildlife conflicts. - Endangered and endemic species of India – Conservation of biodiversity: conservation of biodiversity.

UNIT - IV

Environmental Pollution: Definition, Cause, effects and control measures of Air pollution, Water pollution, Soil pollution, Noise pollution, Nuclear hazards. Role of an individual in prevention of pollution. - Pollution case studies.

Solid Waste Management: Sources, classification, effects and control measures of urban and industrial solid wastes. Consumerism and waste products.

UNIT - V

Social Issues and the Environment: Urban problems related to energy -Water conservation, rain water harvesting-Resettlement and rehabilitation of people; its problems and concerns. Environmental ethics: Issues and possible solutions. Environmental Protection Act -Air (Prevention and Control of Pollution) Act. –Water (Prevention and control of Pollution) Act -Wildlife Protection Act -Forest Conservation Act-Issues involved in enforcement of environmental legislation. -Public awareness.

UNIT - VI

Environmental Management: Impact Assessment and its significance various stages of EIA, preparation of EMP and EIS, Environmental audit. Ecotourism

The student should submit a report individually on any issues related to Environmental Studies course and make a power point presentation.

Text Books:

1. Environmental Studies by R. Rajagopalan, 2nd Edition, 2011, Oxford University Press.
2. A Textbook of Environmental Studies by Shaashi Chawla, TMH, New Delhi
3. Environmental Studies by P.N. Palanisamy, P. Manikandan, A. Geetha, and K. Manjula Rani; Pearson Education, Chennai

Reference:

1. Text Book of Environmental Studies by Deeshita Dave & P. Udaya Bhaskar, Cengage Learning.
2. Environmental Studies by K.V.S.G. Murali Krishna, VGS Publishers, Vijayawada
3. Environmental Studies by Benny Joseph, Tata McGraw Hill Co, New Delhi
4. Environmental Studies by Piyush Malaviya, Pratibha Singh, Anoop Singh: Acme Learning, New Delhi

ENGINEERING CHEMISTRY LABORATORY**List of Experiments**

1. Introduction to chemistry laboratory – Molarity, Normality, Primary, Secondary standard solutions, Volumetric titrations, Quantitative analysis, Quantitative analysis etc.,
2. Trial experiment – Estimation of HCl using standard Na_2CO_3 solutions
3. Estimation of KMnO_4 using standard Oxalic acid solution.
4. Estimation of Ferric iron using standard $\text{K}_2\text{Cr}_2\text{O}_7$ solution.
5. Estimation of Copper using standard $\text{K}_2\text{Cr}_2\text{O}_7$ solution.
6. Estimation of Total Hardness water using standard EDTA solution.
7. Estimation of Copper using standard EDTA solution.
8. Estimation of Copper using Colorimeter
9. Estimation of pH of the given sample solution using pH meter.
10. Conductometric Titrations between strong acid and strong base
11. Conductometric Titrations between strong acid and Weak base
12. Potentiometric Titrations between strong acid and strong base
13. Potentiometric Titrations between strong acid and Weak base
14. Estimation of Zinc using standard potassium ferrocyanide solution
15. Estimation of Vitamin – C

TEXT BOOKS

1. Dr. Jyotsna Cherukui (2012) Laboratory Manual of Engineering Chemistry-II, VGS Techno Series
2. Chemistry Practical Manual, Lorven Publications
3. K. Mukkanti (2009) Practical Engineering Chemistry, B.S. Publication

ENGLISH – COMMUNICATION SKILLS LAB – I**Suggested Lab Manuals:**

OBJECTIVE: To impart to the learner the skills of grammar as well as communication through listening, speaking, reading, and writing including soft, that is life skills.

BASIC COMMUNICATION SKILLS

UNIT 1	A. Greeting and Introductions B. Pure Vowels
UNIT 2	A. Asking for information and Requests B. Diphthongs
UNIT 3	A. Invitations B. Consonants
UNIT 4	A. Commands and Instructions B. Accent and Rhythm
UNIT 5	A. Suggestions and Opinions B. Intonation

Text Book:

‘Strengthen your Communication Skills’ Part-A by Maruthi Publications

Reference Books:

1. INFOTECH English (Maruthi Publications)
2. Personality Development and Soft Skills (Oxford University Press, New Delhi)

C PROGRAMMING LAB

Exercise 1

- a) Write a C Program to calculate the area of triangle using the formula

$$\text{area} = (s(s-a)(s-b)(s-c))^{1/2}$$
where $s = (a+b+c)/2$
- b) Write a C program to find the largest of three numbers using ternary operator.
- c) Write a C Program to swap two numbers without using a temporary variable.

Exercise 2

- a) 2's complement of a number is obtained by scanning it from right to left and complementing all the bits after the first appearance of a 1. Thus 2's complement of 11100 is 00100. Write a C program to find the 2's complement of a binary number.
- b) Write a C program to find the roots of a quadratic equation.
- c) Write a C program, which takes two integer operands and one operator from the user, performs the operation and then prints the result. (Consider the operators +, -, *, /, % and use Switch Statement)

Exercise 3

- a) Write a C program to find the sum of individual digits of a positive integer and find the reverse of the given number.
- b) A Fibonacci sequence is defined as follows: the first and second terms in the sequence are 0 and 1. Subsequent terms are found by adding the preceding two terms in the sequence. Write a C program to generate the first n terms of the sequence.
- c) Write a C program to generate all the prime numbers between 1 and n, where n is a value supplied by the user.

Exercise 4

- a) Write a C Program to print the multiplication table of a given number n up to a given value, where n is entered by the user.
- b) Write a C Program to enter a decimal number, and calculate and display the binary equivalent of that number.
- c) Write a C Program to check whether the given number is Armstrong number or not.

Exercise 5

- a) Write a C program to interchange the largest and smallest numbers in the array.
- b) Write a C program to implement a liner search.
- c) Write a C program to implement binary search

Exercise 6

- a) Write a C program to implement sorting of an array of elements .
- b) Write a C program to input two m x n matrices, check the compatibility and perform addition and multiplication of them

Exercise 7

Write a C program that uses functions to perform the following operations:

- i. To insert a sub-string in to given main string from a given position.
- ii. To delete n Characters from a given position in a given string.
- iii. To replace a character of string either from beginning or ending or at a specified location

Exercise 8

Write a C program that uses functions to perform the following operations using Structure:

- | | |
|--------------------------------------|-------------------------------------------|
| i) Reading a complex number | ii) Writing a complex number |
| iii) Addition of two complex numbers | iv) Multiplication of two complex numbers |

Exercise 9

Write C Programs for the following string operations without using the built in functions

- to concatenate two strings
- to append a string to another string
- to compare two strings

Exercise 10

Write C Programs for the following string operations without using the built in functions

- to find t he length of a string

- to find whether a given string is palindrome or not

Exercise 11

- a) Write a C functions to find both the largest and smallest number of an array of integers.
- b) Write C programs illustrating call by value and call by reference cncpts.

Exercise 12

Write C programs that use both recursive and non-recursive functions for the following

- i) To find the factorial of a given integer.
- ii) To find the GCD (greatest common divisor) of two given integers.
- iii) To find Fibonacci sequence

Exercise 13

- a) Write C Program to reverse a string using pointers
- b) Write a C Program to compare two arrays using pointers

Exercise 14

- a) Write a C program consisting of Pointer based function to exchange value of two integers using passing by address.
- b) Write a C program to swap two numbers using pointers

Exercise 15

Examples which explores the use of structures, union and other user defined variables

Exercise 16

- a) Write a C program which copies one file to another.
- b) Write a C program to count the number of characters and number of lines in a file.
- c) Write a C Program to merge two files into a third file. The names of the files must be entered using command line arguments.

ENGLISH –II
(Common to All Branches)

DETAILED TEXT-II : Sure Outcomes: English for Engineers and Technologists Recommended Topics

- ∴
1. **TECHNOLOGY WITH A HUMAN FACE**
OBJECTIVE: To make the learner understand how modern life has been shaped by technology.
OUTCOME: The proposed technology is people's technology. It serves the human person instead of making him the servant of machines.
 2. **CLIMATE CHANGE AND HUMAN STRATEGY**
OBJECTIVE: To make the learner understand how the unequal heating of earth's surface by the Sun, an atmospheric circulation pattern is developed and maintained.
OUTCOME: The learner's understand that climate must be preserved.
 3. **EMERGING TECHNOLOGIES**
OBJECTIVE: To introduce the technologies of the 20th century and 21st centuries to the learners.
OUTCOME: The learner will adopt the applications of modern technologies such as nanotechnology.
 4. **WATER- THE ELIXIR OF LIFE**
OBJECTIVE: To inform the learner of the various advantages and characteristics of water.
OUTCOME: The learners will understand that water is the elixir of life.
 5. **THE SECRET OF WORK**
OBJECTIVE: : In this lesson, Swami Vivekananda highlights the importance of work for any development.
OUTCOME: The students will learn to work hard with devotion and dedication.
 6. **WORK BRINGS SOLACE**
OBJECTIVE: In this lesson Abdul Kalam highlights the advantage of work.
OUTCOME: The students will understand the advantages of work. They will overcome their personal problems and address themselves to national and other problems.

Text Book : 'Sure Outcomes' by Orient Black Swan Pvt. Ltd. Publishers

NON-DETAILED TEXT:

(From Modern Trailblazers of Orient Blackswan)
(Common single Text book for two semesters)
(Semester I (1 to 4 lessons)/ Semester II (5 to 8 lessons))

5. **J.C. Bose**
OBJECTIVE: To apprise of J.C.Bose's original contributions.
OUTCOME: The learner will be inspired by Bose's achievements so that he may start his own original work.
6. **Homi Jehangir Bhabha**
OBJECTIVE: To show Bhabha as the originator of nuclear experiments in India.
OUTCOME: The learner will be inspired by Bhabha's achievements so as to make his own experiments.
7. **Vikram Sarabhai**
OBJECTIVE: To inform the learner of the pioneering experiments conducted by Sarabhai in nuclear energy and relevance of space programmes.
OUTCOME: The learner will realize that development is impossible without scientific research.
8. **A Shadow- R.K.Narayan**
OBJECTIVE: To expose the reader to the pleasure of the humorous story
OUTCOME: The learner will be in a position to appreciate the art of writing a short story and try his hand at it.

Text Book : 'Trail Blazers' by Orient Black Swan Pvt. Ltd. Publishers

MATHEMATICS – II (MATHEMATICAL METHODS)

(Common to All Branches)

UNIT I Solution of Algebraic and Transcendental Equations:

Introduction- Bisection Method – Method of False Position – Iteration Method – Newton-Raphson Method (One variable and Simultaneous Equations)

Subject Category

ABET Learning Objectives a e k

ABET internal assessments 1 2 4 6

JNTUK External Evaluation A B E

UNIT II Interpolation:

Introduction- Errors in Polynomial Interpolation – Finite differences- Forward Differences- Backward differences –Central differences – Symbolic relations and separation of symbols-Differences of a polynomial-Newton's formulae for interpolation – Interpolation with unevenly spaced points - Lagrange's Interpolation formula

Subject Category

ABET Learning Objectives a e

ABET internal assessments 1 2 4 6

JNTUK External Evaluation A B E

UNIT III Numerical solution of Ordinary Differential equations:

Solution by Taylor's series-Picard's Method of successive Approximations-Euler's Method-Runge-Kutta Methods

Subject Category

ABET Learning Objectives a e

ABET internal assessments 1 2 4 6

JNTUK External Evaluation A B E

UNIT IV Fourier Series:

Introduction- Determination of Fourier coefficients – even and odd functions –change of interval– Half-range sine and cosine series

application: Amplitude, spectrum of a periodic function

Subject Category

ABET Learning Objectives a e d

ABET internal assessments 1 2 6

JNTUK External Evaluation A B E

UNIT V Fourier Transforms:

Fourier integral theorem (only statement) – Fourier sine and cosine integrals - sine and cosine transforms – properties – inverse transforms – Finite Fourier transforms

Subject Category

ABET Learning Objectives a d e k

ABET internal assessments 1 2 6

JNTUK External Evaluation A B E

UNIT VI Z-transform:

Introduction– properties – Damping rule – Shifting rule – Initial and final value theorems -Inverse z transform- -Convolution theorem – Solution of difference equation by Z -transforms.

Subject Category

ABET Learning Objectives a b e k

ABET internal assessments 1 2 6

JNTUK External Evaluation A B E

BOOKS:

1. **B.S. GREWAL**, Higher Engineering Mathematics, 42nd Edition, Khanna Publishers
2. **DEAN G. DUFFY**, Advanced Engineering Mathematics with MATLAB, CRC Press
3. **V.RAVINDRANATH and P. VIJAYALAXMI**, Mathematical Methods, Himalaya Publishing House
4. **ERWYN KREYSZIG**, Advanced Engineering Mathematics, 9th Edition, Wiley-India

Subject Category	ABET Learning Objectives	ABET Internal Assessments	JNTUK External Evaluation	Remarks
Theory Design Analysis Algorithms Drawing Others	a) Apply knowledge of math, science, & engineering b) Design & conduct experiments, analyze & interpret data c) Design a system/process to meet desired needs within economic, social, political, ethical, health/safety, manufacturability, & sustainability constraints d) Function on multidisciplinary teams e) Identify, formulate, & solve engineering problems f) Understand professional & ethical responsibilities g) Communicate effectively h) Understand impact of engineering solutions in global, economic, environmental, & societal context i) Recognize need for & be able to engage in lifelong learning j) Know contemporary issues k) Use techniques, skills, modern tools for engineering practices	1. Objective tests 2. Essay questions tests 3. Peer tutoring based 4. Simulation based 5. Design oriented 6. Problem based 7. Experiential (project based) based 8. Lab work or field work based 9. Presentation based 10. Case Studies based 11. Role-play based 12. Portfolio based	A. Questions should have: B. Definitions, Principle of operation or philosophy of concept. C. Mathematical treatment, derivations, analysis, synthesis, numerical problems with inference. D. Design oriented problems E. Trouble shooting type of questions F. Applications related questions G. Brain storming questions	

MATHEMATICS – III
(LINEAR ALGEBRA & VECTOR CALCULUS)
(Common to All Branches)

UNIT I Linear systems of equations:

Rank-Echelon form, Normal form – Solution of Linear Systems – Direct Methods- Gauss Elimination - Gauss Jordan and Gauss Seidal Methods.

Application: Finding the current in a electrical circuit.

Subject Category

ABET Learning Objectives a e k

ABET internal assessments 1 2 6 4

JNTUK External Evaluation A B E

UNIT II Eigen values - Eigen vectors and Quadratic forms:

Eigen values - Eigen vectors– Properties – Cayley-Hamilton Theorem - Inverse and powers of a matrix by using Cayley-Hamilton theorem- Quadratic forms- Reduction of quadratic form to canonical form – Rank - Positive, negative definite - semi definite - index – signature.

Application: Free vibration of a two-mass system.

Subject Category

ABET Learning Objectives a d e k

ABET internal assessments 1 2 4 6

JNTUK External Evaluation A B E

UNIT III Multiple integrals:

Review concepts of Curve tracing (Cartesian - Polar and Parametric curves)-

Applications of Integration to Lengths, Volumes and Surface areas of revolution in Cartesian and Polar Coordinates.

Multiple integrals - double and triple integrals – change of variables – Change of order of Integration

Application: Moments of inertia

Subject Category

ABET Learning Objectives a e d

ABET internal assessments 1 2 6

JNTUK External Evaluation A B E

UNIT IV Special functions:

Beta and Gamma functions- Properties - Relation between Beta and Gamma functions- Evaluation of improper integrals

Application: Evaluation of integrals

Subject Category

ABET Learning Objectives a e

ABET internal assessments 1 2 6

JNTUK External Evaluation A B E

UNIT V Vector Differentiation:

Gradient- Divergence- Curl - Laplacian and second order operators -Vector identities

Application: Equation of continuity, potential surfaces

Subject Category

ABET Learning Objectives a e

ABET internal assessments 1 2 6

JNTUK External Evaluation A B E

UNIT VI Vector Integration:

Line integral – work done – Potential function – area- surface and volume integrals Vector integral theorems: Greens, Stokes and Gauss Divergence Theorems (Without proof) and related problems.

application: work done, Force

Subject Category

ABET Learning Objectives a e

ABET internal assessments 1 2 6

JNTUK External Evaluation A B E

BOOKS:

1. **GREENBERG**, Advanced Engineering Mathematics, 9th Edition, Wiley-India
2. **B.V. RAMANA**, Higher Engineering Mathematics, Tata McGrawhill
3. **ERWIN KREYSZIG**, Advanced Engineering Mathematics, 9th Edition, Wiley-India
4. **PETER O'NEIL**, Advanced Engineering Mathematics, Cengage Learning
5. **D.W. JORDAN AND T. SMITH**, Mathematical Techniques, Oxford University Press

Subject Category	ABET Learning Objectives	ABET Internal Assessments	JNTUK External Evaluation	Remarks
Theory Design Analysis Algorithms Drawing Others	<ol style="list-style-type: none"> a) Apply knowledge of math, science, & engineering b) Design & conduct experiments, analyze & interpret data c) Design a system/process to meet desired needs within economic, social, political, ethical, health/safety, manufacturability, & sustainability constraints d) Function on multidisciplinary teams e) Identify, formulate, & solve engineering problems f) Understand professional & ethical responsibilities g) Communicate effectively h) Understand impact of engineering solutions in global, economic, environmental, & societal context i) Recognize need for & be able to engage in lifelong learning j) Know contemporary issues k) Use techniques, skills, modern tools for engineering practices 	<ol style="list-style-type: none"> 1. Objective tests 2. Essay questions tests 3. Peer tutoring based 4. Simulation based 5. Design oriented 6. Problem based 7. Experiential (project based) based 8. Lab work or field work based 9. Presentation based 10. Case Studies based 11. Role-play based 12. Portfolio based 	<ol style="list-style-type: none"> A. Questions should have: B. Definitions, Principle of operation or philosophy of concept. C. Mathematical treatment, derivations, analysis, synthesis, numerical problems with inference. D. Design oriented problems E. Trouble shooting type of questions F. Applications related questions G. Brain storming questions 	

ENGINEERING PHYSICS

UNIT-I

PHYSICAL OPTICS FOR INSTRUMENTS

“Objective Designing an instrument and enhancing the resolution for its operation would be effective as achieved through study of applicational aspects of physical Optics”

INTERFACE : Introduction – Interference in thin films by reflection – Newton’s rings.

DIFFRACTION : Introduction – Fraunhofer diffraction - Fraunhofer diffraction at double slit (qualitative) – Diffraction grating – Grating spectrum – Resolving power of a grating – Rayleigh’s criterion for resolving power.

POLARIZATION : Introduction – Types of Polarization – Double refraction – Quarter wave plate and Half Wave plate.

UNIT-II

COHERENT OPTICS – COMMUNICATIONS AND STRUCTURE OF MATERIALS

Objectives while lasers are trusted Non-linear coherent sources established for the fitness of instrumentation, establishing a structure property relationship for materials requires allotment of an equivalent footing in convening the physics knowledge base.

LASERS: Introduction – coherent sources – Characteristics of lasers – Spontaneous and Stimulated emission of radiation – Einstein’s coefficients – Population inversion – Three and Four level pumping schemes – Ruby laser – Helium Neon laser.

FIBER OPTICS : Introduction – Principle of Optical Fiber – Acceptance angle and acceptance cone – Numerical aperture.

CRYSTALLOGRAPHY : Introduction – Space lattice – Basis – Unit Cell – Lattice parameters – Bravais lattices – Crystal systems – Structures and packing fractions of SC, BCC and FCC

X-RAY DIFFRACTION TECHNIQUES : Directions and planes in crystals – Miller indices – Separation between successive $[h\ k\ l]$ planes – Bragg’s law.

UNIT-III

MAGNETIC, ELECTRIC FIELD RESPONSE OF MATERIALS & SUPERCONDUCTIVITY

“Objective many of the Electrical or Electronic gadgets are designed basing on the response of naturally abundant and artificially made materials, while their response to E- or H- fields controls their performance.

MAGNETIC PROPERTIES : Magnetic permeability – Magnetization – Organ or magnetic moment – Classification of Magnetic materials – Dir, para, Ferro, anti ferro and ferri-magnetism – Hysteresis curve

DIELECTRIC PROPERTIES : Introduction – Dielectric constant – Electronic, ionic and orientational polarization – internal fields – Clausius – Mossotti equation – Dielectric loss, Breakdown and Strength.

SUPERCONDUCTIVITY : General properties – Meissner effect – Type I and Type II superconductors – BCS Theory Flux quantization London’s equations – Penetration depth – DC and AC Josephson effects – SQUIDS.

UNIT – IV

ACOUSTICS AND EM – FIELDS:

Objective: The utility and nuances of ever pervading SHM and its consequences would be the first hand-on to as it clearly conveyed through the detailed studies of Acoustics of Buildings, while vectorial concepts of EM fields paves the student to gear – up for a deeper understanding.

ACOUSTICS: Sound absorption, absorption coefficient and its measurements, Reverberations time – Sabine’s formula, Eyring’s formula.

ELECTRO-MAGNETIC FIELDS: Gauss and stokes theorems (qualitative) – Fundamental laws of electromagnetism – Maxwell’s Electromagnetic Equations (Calculus approach).

UNIT – V

QUANTUM MECHANICS FOR ELECTRONIC TRANSPORT

Objective: The discrepancy between classical estimates and laboratory observations of physical properties exhibited by materials would be lifted out through the understanding quantum picture of sub-atomic world dominated by electron and its presence.

QUANTUM MECHANICS: Introduction to matter waves – Schrodinger Time Independent and Time Dependent wave equations – Particle in a box.

FREE ELECTRON THEORY: Classical free electron theory – electrical conductivity – Mean free path – Relaxation time and drift velocity – Quantum free electron theory – Fermi – Dirac (analytical) and its dependence on temperature – Fermi energy – density of states – derivations for current density.

BAND THEORY OF SOLIDS: Bloch theorem (qualitative) – Kronig – Penney model – Origin of energy band formation in solids – Classification of materials into conductors, semi – conductors & insulators – Concepts of effective mass of electron - concept of hole.

UNIT – VI

SEMICONDUCTOR PHYSICS:

Objective: In the wake of ever increasing demand for the space and power the watch word “small is beautiful”, understanding the physics of electronic transport as underlying mechanism for appliances would provide a knowledge base.

Introduction – Intrinsic semiconductor and carrier concentration – Equation for conductivity – Extrinsic semiconductor and carrier concentration – Drift and diffusion – Einstein’s equation – Hall Effect – direct & indirect band gap semiconductors – Electronic transport Mechanism for LEDs, Photo conductors and solar cells.

TEXT BOOKS

1. Solid state Physics by A.J. Dekker (Mc Millan India Ltd)
2. A text book of Engineering Physics by M.N. Avadhanulu & P.G. Kshirasagar (S. Chand publications)
3. Engineering Physics by M.R. Srinivasan (New Age international publishers)

REFERENCE BOOKS

1. ‘Introduction to solid state physics’ by Charles Kittel (Wiley India Pvt.Ltd)
2. ‘Applied Physics’ by T. Bhimasenkaram (BSP BH Publications)
3. ‘Applied Physics’ by M.Arumugam (Anuradha Agencies)
4. ‘Engineering Physics’ by Palanisamy (Scitech Publishers)
5. ‘Engineering Physics’ by D.K.Bhattacharya (Oxford University press)
6. ‘Engineering Physics’ by Mani Naidu S (Pearson Publications)
7. ‘Engineering Physics’ by Sanjay D Jain and Girish G Sahasrabudhe (University Press)
8. ‘Engineering Physics’ by B.K.Pandey & S. Chaturvedi (Cengage Learning)

Professional Ethics and Human Values

UNIT I : Human Values:

Morals, Values and Ethics – Integrity – Work Ethics – Service Learning – Civic Virtue – Respect for others – Living Peacefully – Caring – Sharing – Honesty – Courage – Value time – Co-operation – Commitment – Empathy – Self-confidence – Spirituality- Character.

UNIT II : Engineering Ethics:

The History of Ethics-Purposes for Engineering Ethics-Engineering Ethics-Consensus and Controversy –Professional and Professionalism –Professional Roles to be played by an Engineer –Self Interest, Customs and Religion-Uses of Ethical Theories-Professional Ethics-Types of Inquiry – Engineering and Ethics-Kohlberg’s Theory – Gilligan’s Argument –Heinz’s Dilemma.

UNIT III : Engineering as Social Experimentation:

Comparison with Standard Experiments – Knowledge gained – Conscientiousness – Relevant Information – Learning from the Past – Engineers as Managers, Consultants, and Leaders – Accountability – Role of Codes – Codes and Experimental Nature of Engineering.

UNIT IV : Engineers’ Responsibility for Safety and Risk:

Safety and Risk, Concept of Safety – Types of Risks – Voluntary v/s Involuntary Risk- Short term v/s Long term Consequences- Expected Probability- Reversible Effects- Threshold Levels for Risk- Delayed v/s Immediate Risk- Safety and the Engineer – Designing for Safety – Risk-Benefit Analysis-Accidents.

UNIT V : Engineers’ Responsibilities and Rights:

Collegiality-Techniques for Achieving Collegiality –Two Senses of Loyalty-obligations of Loyalty-misguided Loyalty – professionalism and Loyalty- Professional Rights –Professional Responsibilities – confidential and proprietary information-Conflict of Interest-solving conflict problems – Self-interest, Customs and Religion- Ethical egoism-Collective bargaining-Confidentiality-Acceptance of Bribes/Gifts-when is a Gift and a Bribe-examples of Gifts v/s Bribes-problem solving-interests in other companies-Occupational Crimes-industrial espionage-price fixing-endangering lives- Whistle Blowing-types of whistle blowing-when should it be attempted-preventing whistle blowing.

UNIT VI : Global Issues:

Globalization- Cross-culture Issues-Environmental Ethics-Computer Ethics-computers as the instrument of Unethical behaviour-computers as the object of Unethical Acts-autonomous computers-computer codes of Ethics-Weapons Development-Ethics and Research-Analysing Ethical Problems in Research-Intellectual Property Rights.

Text Books:

1. “Engineering Ethics and Human Values” by M.Govindarajan, S.Natarajan and V.S.SenthilKumar- PHI Learning Pvt. Ltd-2009
2. “Professional Ethics and Morals” by Prof.A.R.Aryasri, Dharanikota Suyodhana-Maruthi Publications
3. “Professional Ethics and Human Values” by A.Alavudeen, R.Kalil Rahman and M.Jayakumaran-Laxmi Publications
4. “Professional Ethics and Human Values” by Prof.D.R.Kiran-
5. “Indian Culture, Values and Professional Ethics” by PSR Murthy-BS Publication
6. “Ethics in Engineering” by Mike W. Martin and Roland Schinzinger – Tata McGraw-Hill – 2003.
7. “Engineering Ethics” by Harris, Pritchard and Rabins, CENGAGE Learning, India Edition, 2009.

ENGINEERING DRAWING

Objective: Engineering drawing being the principle method of communication for engineers, the objective to introduce the students, the techniques of constructing the various types of polygons, curves and scales. The objective is also to visualize and represent the 3D objects in 2D planes with proper dimensioning, scaling etc.

UNIT I

Objective: The objective is to introduce the use and the application of drawing instruments and to make the students construct the polygons, curves and various types of scales. The student will be able to understand the need to enlarge or reduce the size of objects in representing them.

Polygons, Construction of regular polygons using given length of a side; Ellipse, arcs of circles and Oblong methods; Scales – Vernier and Diagonal scales.

UNIT II

Objective: The objective is to introduce orthographic projections and to project the points and lines parallel to one plane and inclined to other.

Introduction to orthographic projections; projections of points; projections of straight lines parallel to both the planes; projections of straight lines – parallel to one plane and inclined to the other plane.

UNIT III

Objective: The objective is to make the students draw the projections of the lines inclined to both the planes. Projections of straight lines inclined to both the planes, determination of true lengths, angle of inclinations and traces.

UNIT IV

Objective: The objective is to make the students draw the projections of the plane inclined to both the planes.

Projections of planes: regular planes perpendicular/parallel to one plane and inclined to the other reference plane; inclined to both the reference planes.

UNIT V

Objective: The objective is to make the students draw the projections of the various types of solids in different positions inclined to one of the planes.

Projections of Solids – Prisms, Pyramids, Cones and Cylinders with the axis inclined to one of the planes.

UNIT VI

Objective: The objective is to represent the object in 3D view through isometric views. The student will be able to represent and convert the isometric view to orthographic view and vice versa.

Conversion of isometric views to orthographic views; Conversion of orthographic views to isometric views.

TEXT BOOKS:

1. Engineering Drawing by N.D. Butt, Chariot Publications
2. Engineering Drawing by K.L.Narayana & P. Kannaiah, Scitech Publishers.
3. Engineering Graphics by P.I Varghese, McGrawHill Publishers

REFERENCE BOOKS:

1. Engineering Graphics for Degree by K.C. John, PHI Publishers
2. Engineering Drawing by Agarwal & Agarwal, Tata McGraw Hill Publishers
3. Engineering Drawing + AutoCad – K Venugopal, V. Prabhu Raja, New Age

ENGLISH – COMMUNICATION SKILLS LAB – II**Suggested Lab Manuals:**

OBJECTIVE: To impart to the learner the skills of grammar as well as communication through listening, speaking, reading, and writing including soft, that is life skills.

ADVANCED COMMUNICATION SKILLS

UNIT 6	Body language
UNIT 7	Dialogues
UNIT 8	Interviews and Telephonic Interviews
UNIT 9	Group Discussions
UNIT 10	Presentation Skills
UNIT 11	Debates

Text Book:

‘Strengthen your Communication Skills’ Part-B by Maruthi Publications

Reference Books:

1. INFOTECH English (Maruthi Publications)
2. Personality Development and Soft Skills (Oxford University Press, New Delhi)

ENGINEERING PHYSICS LAB**List of Experiments**

1. Determination of wavelength of a source-Diffraction Grating-Normal incidence
2. Newton's rings –Radius of Curvature of Plano_Convex Lens.
3. Determination of thickness of a thin object using parallel interference fringes.
4. Determination of Rigidity modulus of a material- Torsional Pendulum.
5. Determination of Acceleration due to Gravity and Radius of Gyration- Compound Pendulum.
6. Melde's experiment – Transverse and Longitudinal modes.
7. Verification of laws of stretched string – Sonometer.
8. Determination of velocity of sound – Volume resonator.
9. L C R Series Resonance Circuit
10. Study of I/V Characteristics of Semiconductor diode
11. I/V characteristics of Zener diode
12. Thermistor characteristics – Temperature Coefficient
13. Magnetic field along the axis of a current carrying coil – Stewart and Gee's apparatus.
14. Energy Band gap of a Semiconductor p.n junction.
15. Hall Effect for semiconductor.

REFERENCE:

1. Engineering Physics Lab Manual by Dr.Y. Aparna & Dr.K.Venkateswarao (V.G.S.Book links)
2. Physics practical manual, Lorven Publications.

Engineering Physics

Virtual Labs - Assignments

List of Experiments

1. Hall Effect
2. Crystal Structure
3. Hysteresis
4. Brewster's angle
5. Magnetic Levitation / SQUID
6. Numerical Aperture of Optical fiber
7. Photoelectric Effect
8. Simple Harmonic Motion
9. Damped Harmonic Motion
10. LASER – Beam Divergence and Spot size

URL : WWW.vlab.co.in

ENGINEERING WORKSHOP & IT WORKSHOP**ENGINEERING WORKSHOP:**

Course Objective: To impart hands-on practice on basic engineering trades and skills.

Note: At least two exercises to be done from each trade.

Trade:

Carpentry	1. T-Lap Joint 2. Cross Lap Joint 3. Dovetail Joint 4. Mortise and Tennon Joint
Fitting	1. Vee Fit 2. Square Fit 3. Half Round Fit 4. Dovetail Fit
Black Smithy	1. Round rod to Square 2. S-Hook 3. Round Rod to Flat Ring 4. Round Rod to Square headed bolt
House Wiring	1. Parallel / Series Connection of three bulbs 2. Stair Case wiring 3. Florescent Lamp Fitting 4. Measurement of Earth Resistance
Tin Smithy	1. Taper Tray 2. Square Box without lid 3. Open Scoop 4. Funnel

IT WORKSHOP:

Objectives: Enabling the student to understand basic hardware and software tools through practical exposure

PC Hardware:

Identification of basic peripherals, assembling a PC, installation of system software like MS Windows, device drivers. Troubleshooting Hardware and software _ some tips and tricks.

Internet & World Wide Web:

Different ways of hooking the PC on to the internet from home and workplace and effectively usage of the internet, web browsers, email, newsgroups and discussion forums .Awareness of cyber hygiene(protecting the personal computer from getting infected with the viruses), worms and other cyber attacks .

Productivity tools Crafting professional word documents; excel spread sheets, power point presentations and personal web sites using the Microsoft suite of office tools

(Note: Student should be thoroughly exposed to minimum of 12 Tasks)

PC Hardware**Task 1: Identification of the peripherals of a computer.**

To prepare a report containing the block diagram of the CPU along with the configuration of each peripheral and its functions. Description of various I/O Devices

Task 2(Optional) : A practice on disassembling the components of a PC and assembling them to back to working condition.

Task 3: Examples of Operating systems- DOS, MS Windows, Installation of MS windows on a PC.

Task 4: Introduction to Memory and Storage Devices , I/O Port, Device Drivers, Assemblers, Compilers, Interpreters , Linkers, Loaders.

Task 5:

Hardware Troubleshooting (Demonstration):

Identification of a problem and fixing a defective PC(improper assembly or defective peripherals).

Software Troubleshooting (Demonstration):. Identification of a problem and fixing the PC for any software issues

Internet & Networking Infrastructure

Task 6: Demonstrating Importance of Networking, Transmission Media, Networking Devices- Gateway, Routers, Hub, Bridge, NIC ,Bluetooth Technology, Wireless Technology, Modem, DSL, Dialup Connection.

Orientation & Connectivity Boot Camp and web browsing: Students are trained to configure the network settings to connect to the Internet. They are trained to demonstrate the same through web browsing (including all tool bar options) and email access.

Task 7: Search Engines & Netiquette:

Students are enabled to use search engines for simple search, academic search and any other context based search (Bing, Google etc). Students are acquainted to the principles of micro-blogging, wiki, collaboration using social networks, participating in online technology forums

Task 8: Cyber Hygiene (Demonstration): Awareness of various threats on the internet. Importance of security patch updates and anti-virus solutions. Ethical Hacking, Firewalls, Multi-factor authentication techniques including Smartcard, Biometrics are also practiced

Word

Task 9 : MS Word Orientation:

Accessing, overview of toolbars, saving files, Using help and resources, rulers, formatting ,Drop Cap , Applying Text effects, Using Character Spacing, OLE in Word, using templates, Borders and Colors, Inserting Header and Footer, Using Date and Time option, security features in word, converting documents while saving

Task 10: Creating project : Abstract Features to be covered:-Formatting Styles, Inserting table, Bullets and Numbering, Changing Text Direction, Cell alignment, Footnote, Hyperlink, Symbols, Spell Check , Track Changes, Images from files and clipart, Drawing toolbar and Word Art, Formatting Images, Textboxes and Paragraphs.

Excel

Task 11: Using spread sheet features of EXCEL including the macros, formulae, pivot tables, graphical representations

Creating a Scheduler - Features to be covered:- Gridlines, Format Cells, Summation, auto fill, Formatting Text

LOOKUP/VLOOKUP

Task 12: Performance Analysis - Features to be covered:- Split cells, freeze panes, group and outline, Sorting, Boolean and logical operators, Conditional formatting

Power Point

Task 13: Students will be working on basic power point utilities and tools which help them create basic power point presentation. Topic covered during this week includes :- PPT Orientation, Slide Layouts, Inserting Text, Word Art, Formatting Text, Bullets and Numbering, Auto Shapes, Lines and Arrows, Hyperlinks, Inserting –Images, Clip Art, Tables and Charts in Powerpoint.

Task 14: Focusing on the power and potential of Microsoft power point. Helps them learn best practices in designing and preparing power point presentation. Topic covered during this week includes: - Master Layouts (slide, template, and notes), Types of views (basic, presentation, slide slotter, notes etc), Inserting – Background, textures, Design Templates, Hidden slides, OLE in PPT.

TEXT BOOK:

Faculty to consolidate the workshop manuals using the following references

1. Computer Fundamentals, Anita Goel, Pearson
2. Scott Mueller's Upgrading and Repairing PCs, 18/e, Scott. Mueller, QUE, Pearson, 2008
3. Information Technology Workshop, 3e, G Praveen Babu, M V Narayana BS Publications.
4. Comdex Information Technology , Vikas Gupta, dreamtech.

REFERENCE BOOK:

1. Essential Computer and IT Fundamentals for Engineering and Science Students, Dr. N.B. Venkateswarlu

MANAGERIAL ECONOMICS AND FINANCIAL ANALYSIS

Unit – I: (*The Learning objective of this Unit is to understand the concept and nature of Managerial Economics and its relationship with other disciplines, Concept of Demand and Demand forecasting)

Introduction to Managerial Economics and demand Analysis:

Definition of Managerial Economics and Scope-Managerial Economics and its relation with other subjects- Concepts of Demand-Types-Determents-Law of Demand its Exception-Elasticity of Demand-Types and Measurement-Demand forecasting and its Methods.

(**The Learner is equipped with the knowledge of estimating the Demand for a product and the relationship between Price and Demand)

Unit – II: (*The Learning objective of this Unit is to understand the concept of Production function, Input Output relationship, different Cost Concepts and Concept of Cost-Volume-Profit Analysis)

Production and Cost Analyses:

Production function-Isoquants and Isocosts-Law of Variable proportions-Cobb-Douglas Production function-Economics of Sale-Cost Concepts-Opportunity Cost-Fixed vs Variable Costs-Explicit Costs vs Implicit Costs-Out of Pocket Costs vs Imputed Costs-Cost Volume Profit analysis-Determination of Break-Even Point (Simple Problem)

(**One should understand the Cost Concepts for decision making and to estimate the least cost combination of inputs).

Unit – III: (*The Learning Objective of this Unit is to understand the Nature of Competition, Characteristics of Pricing in the different market structure and significance of various pricing methods)

Introduction to Markets, Theories of the Firm & Pricing Policies:

Market Structures: Perfect Competition, Monopoly and Monopolistic and Oligopoly – Features – Price, Output Determination – Managerial Theories of firm: Maris and Williamson’s models – Methods of Pricing: Limit Pricing, Market Skimming Pricing, Internet Pricing: Flat Rate Pricing, Usage sensitive, Transaction based pricing, Priority Pricing.

(** One has to understand the nature of different markets and Price Output determination under various market conditions)

Unit – IV: (*The Learning objective of this Unit is to know the different forms of Business organization and their Merits and Demerits both public & private Enterprises and the concepts of Business Cycles)

Types of Business Organization and Business Cycles:

Features and Evaluation of Sole Trader – Partnership – Joint Stock Company – State/Public Enterprises and their forms – Business Cycles – Meaning and Features – Phases of Business Cycle.

(**One should equipped with the knowledge of different Business Units)

Unit – V: (*The Learning objective of this Unit is to understand the different Accounting Systems preparation of Financial Statements and uses of different tools for performance evaluation)

Introduction to Accounting & Financing Analysis:

Introduction to Double Entry Systems – Preparation of Financial Statements-Analysis and Interpretation of Financial Statements-Ratio Analysis – Preparation of Funds flow cash flow statements (Simple Problems)

(**The Learner is able to prepare Financial Statements and the usage of various Accounting tools for Analysis)

Unit – VI: (*The Learning objective of this Unit is to understand the concept of Capital, Capitalization, Capital Budgeting and to know the techniques used to evaluate Capital Budgeting proposals by using different methods)

Capital and Capital Budgeting: Capital Budgeting: Meaning of Capital-Capitalization-Meaning of Capital Budgeting-Need for Capital Budgeting-Techniques of Capital Budgeting-Traditional and Modern Methods.

(**The Learner is able to evaluate various investment project proposals with the help of capital budgeting techniques for decision making)

Note: *Learning Objective

** Learning Assessment

TEXT BOOKS

1. Dr. N. Appa Rao, Dr. P. Vijay Kumar: 'Managerial Economics and Financial Analysis', Cengage Publications, New Delhi – 2011
2. Dr. A. R. Aryasri – Managerial Economics and Financial Analysis, TMH 2011
3. Prof. J.V.Prabhakara rao, Prof. P. Venkatarao. 'Managerial Economics and Financial Analysis', Ravindra Publication.

REFERENCES:

1. V. Maheswari: Managerial Economics, Sultan Chand.
2. Suma Damodaran: Managerial Economics, Oxford 2011.
3. Dr. B. Kuberudu and Dr. T. V. Ramana: Managerial Economics & Financial Analysis, Himalaya Publishing House 2011.
4. Vanitha Agarwal: Managerial Economics, Pearson Publications 2011.
5. Sanjay Dhameja: Financial Accounting for Managers, Pearson.
6. Maheswari: Financial Accounting, Vikas Publications.
7. S. A. Siddiqui & A. S. Siddiqui: Managerial Economics and Financial Analysis, New Age International Publishers, 2012

OBJECT-ORIENTED PROGRAMMING THROUGH C++

Objectives: Expertise in object oriented principles and their implementation in C++

UNIT I :

Objectives: Exposure to basics of object oriented mode, C++ programming and I/O in C++

INTRODUCTION: Differences Between C And C++, The Object Oriented Technology , Disadvantage of Conventional Programming, Concepts of Object Oriented Programming, Advantages of OOP Structure of A C++ Program, Header Files And Libraries

INPUT AND OUTPUT IN C++ :

Introduction, Streams In C++ And Stream Classes, Pre-Defined Streams, Stream Classes, Formatted And Unformatted Data, Unformatted Console I/O Operations, Member Functions Of Istream Class, Formatted Console I/O Operations, Bit Fields, Flags Without Bit Field, Manipulators, User Defined Manipulators

UNIT II :

Objectives: Focus on Basic concept in C++ programming, Operators, control structures , functions, overloading, recursion

Tokens In C++, Variable Declaration And Initialization, Data Types, Operators In C And C++, Scope Access Operator, Namespace, Memory Management Operators, Comma Operator, Revision Of Decision Statements, Control Loop Statements

FUNCTIONS IN C++ : Introduction, Structure Of Function, Passing Arguments, Lvalues And Rvalues, Return By Reference, Returning More Values By Reference, Default Arguments, Const Arguments, Inputting Default Arguments, Inline Functions, Function Overloading, Principles Of Function Overloading, Recursion

UNIT III :

Objectives: Acquaintance with classes, objects and member functions

CLASSES AND OBJECTS : Introduction, Classes In C++, Declaring Objects, Access Specifiers And Their Scope, Member Functions, Outside Member Function As Inline, Data Hiding or Encapsulation, Classes, Objects and Memory, Static Member Variables, Static Member Functions Static Object, Array Of Objects, Objects As Function Arguments, Friend Functions, The Const Member Functions, The Volatile Member Function, Recursive Member Function, Local Classes, Empty, Static And Const Classes, Member Function and Non- Member Function, Overloading Member Functions, Nested Class

UNIT IV :

Objectives: Focus on constructors , destructors, variants in them, operator overloading, type conversions

CONSTRUCTORS AND DESTRUCTORS : Introduction, Characteristic Of Constructors & Destructors, Applications With Constructors, Parameterized Constructor, Overloading Constructors (Multiple Constructors), Array Of Objects Using Constructors, Constructors With Default Arguments, Copy Constructors, The Const Objects, Destructors, Calling Constructors And Destructors, Qualifier And Nested Classes, Anonymous Objects, Private Constructors And Destructors, Dynamic Initialization Using Constructors, Dynamic Operators and Constructors, Recursive Constructor, Constructor and Destructor With Static Members, Local Vs. Global Object

OPERATOR OVERLOADING AND TYPE CONVERSION : Introduction, Overloading Unary Operators, Constraint on Increment And Decrement Operators, Overloading Binary Operators, Overloading With Friend Function, Overloading Assignment Operator (=), Type Conversion, Rules For Overloading Operators, One Argument Constructor And Operator Function, Overloading Stream Operators

UNIT V :

Objective: Concentration on inheritance, types of inheritance, polymorphism, virtual functions

INHERITANCE : Introduction, Reusability, Access Specifiers And Simple Inheritance, Protected Data With Private Inheritance, Types Of Inheritances (Single Inheritance, Multilevel Inheritance, Multiple Inheritance, Hierarchical Inheritance, Hybrid Inheritance, Multipath Inheritance), Virtual Base Classes, Constructors, Destructors, And Inheritance, Object As A Class Member, Abstract Classes, Qualifier Classes And Inheritance, Constructor In Derived Class, Pointers And Inheritance, Overloading Member Function, Advantages Of Inheritance, Disadvantages Of Inheritance.

BINDING, POLYMORPHISM AND VIRTUAL FUNCTIONS: Introduction, Binding In C++, Static (Early) Binding, Dynamic (Late) Binding, Pointer To Base And Derived Class Objects, Virtual Functions, Rules For Virtual Functions, Array Of Pointers, Pure Virtual Functions, Abstract Classes, Working Of Virtual Functions, Virtual Functions In Derived Classes, Object Slicing, Constructors And Virtual Functions, Virtual Destructors, Destructor And Virtual Functions.

UNIT VI :

Objectives: Focus on Files, File operations, generic programming, templates, function templates, Exception handling

APPLICATIONS WITH FILES: Introduction, File Stream Classes, File Opening Modes, File Pointers And Manipulators, Manipulators With Arguments, Sequential Access Files, Binary And ASCII Files, random Access Operation,

GENERIC PROGRAMMING WITH TEMPLATES : Introduction, Need Of Template, Definition Of Class Template, Normal Function Template, Working Of Function Templates, Class Template With More Parameters, Functions Templates With More Arguments, Overloading Of Template Functions, Member Function Templates, Recursion With Template Function, Class Template With Overloaded Operators, Class Template Revisited, Class Templates And Inheritance, Container Classes , Types Of Containers, Container Adaptors, Iterators

EXCEPTION HANDLING : Introduction, Principles Of Exception Handling, The Keywords Try, Throw And Catch , Exception Handling Mechanism, Multiple Catch Statements, Catching Multiple Exceptions, Re-Throwing Exception, Specifying Exception, Exceptions In Constructor And Destructors, Controlling Uncaught Exceptions, Class Template With Exception Handling

TEXT BOOKS :

1. Programming In C++ , Ashok N Kamthane. Pearson 2nd Edition.
2. Object Oriented Programming C++ , Joyce Farrell, Cengage
3. Mastering C ++, Venugopal, Rajkumar, Ravi kumar TMH
4. Object Oriented Programming with C++, 2nd ed, Sourav Sahay, OXFORD

REFERENCE BOOKS:

1. The Complete Reference, C++, 4ed, Herbert Schildt, TMH

MATHEMATICAL FOUNDATIONS OF COMPUTER SCIENCE

Objectives: Acquaintance with the basic mathematical implication for computer science, applications of mathematics in computer science

UNIT I:

Objective: Acquiring the relevance of statements, inferences and predicates in computer science

Mathematical Logic :

Propositional Calculus: Statements and Notations, Connectives, Truth Tables, Tautologies, Equivalence of Formulas, Duality law, Tautological Implications, Normal Forms, Theory of Inference for Statement Calculus, **Consistency of Premises, Indirect Method of Proof.**

Predicate calculus: Predicative Logic, Statement Functions, Variables and Quantifiers, Free & Bound Variables, Inference theory for predicate calculus.

UNIT II :

Objective: Overview of number theory, basic algorithms in number theory and mathematical induction

Number Theory & Induction:

Properties of integers, Division Theorem, The Greatest Common Divisor, Euclidean Algorithm, Least Common Multiple, Testing for Prime Numbers, The Fundamental Theorem of Arithmetic, Modular Arithmetic (Fermat's Theorem and Euler 's Theorem)

Mathematical Induction: Principle of Mathematical Induction, exercises

UNIT III:

Objective: Focuses on sets and relations and their operations, relations and functions

Set Theory:

Introduction, Operations on Binary Sets, Principle of Inclusion and Exclusion

Relations: Properties of Binary Relations, Relation Matrix and Digraph, Operations on Relations, Partition and Covering, Transitive Closure, Equivalence, Compatibility and Partial Ordering Relations, Hasse Diagrams.

Functions: Bijective Functions, Composition of Functions, Inverse Functions, Permutation Functions, Recursive Functions

UNIT IV:

Objectives: Exposure of graphs, their representation, types, trees and tree variants

Graph Theory:

Basic Concepts of Graphs, Sub graphs, Matrix Representation of Graphs: Adjacency Matrices, Incidence Matrices, Isomorphic Graphs, Paths and Circuits, Eulerian and Hamiltonian Graphs, Multigraphs, (Problems and Theorems without proofs)

Planar Graphs, Euler's Formula, Graph Colouring and Covering, Chromatic Number,(Problems and Theorems without proofs)

Trees, Directed trees, Binary Trees, Decision Trees,

Spanning Trees: Properties, Algorithms for Spanning trees and Minimum Spanning Tree.

UNIT V:

Objective: Overview of algebraic structures, Group theory, Binomial theorem, permutations and combinations

Algebraic Structures: Lattice: Properties, Lattices as Algebraic Systems, Algebraic Systems with one Binary Operation, Properties of Binary operations, Semi groups and Monoids: Homomorphism of Semi groups and Monoids, Groups: Abelian Group, Cosets, Subgroups (Definitions and Examples of all Structures) Algebraic Systems with two Binary Operations: Rings

Combinatorics: Basic of Counting, Permutations, Derangements, Permutations with Repetition of Objects, Circular Permutations, Restricted Permutations, Combinations, Restricted Combinations, Pigeonhole Principle and its Application.

Binomial Theorem: Binomial and Multinomial Coefficients, Generating Functions of Permutations and Combinations, The Principles of Inclusion – Exclusion.

UNIT VI:

Objective: Overview of generating functions, recurrence relations and solving recurrence relations

Recurrence Relation:

Generating Function of Sequences, Partial Fractions, Calculating Coefficient of Generating Functions
Recurrence Relations, Formulation as Recurrence Relations, Solving linear homogeneous recurrence
Relations by substitution, generating functions and The Method of Characteristic Roots.
Solving Inhomogeneous Recurrence Relations

TEXT BOOKS :

1. Discrete Mathematical Structures with Applications to Computer Science, Tremblay, Manohar, TMH
2. Discrete Mathematics for Computer Scientists & Mathematicians, 2/e, Mott, Kandel, Baker, PHI
3. Discrete Mathematics, Swapan Kumar chakraborty, Bikash kanti sarkar, OXFORD
4. Discrete Mathematics and its Applications with combinatorics and graph theory, 7th ed, Rosen, TMH
5. Discrete Mathematics, Theory and Applications, Malik sen, Cengage
6. Discrete mathematics and Graph theory, 3rd ed, Biswal, PHI

REFERENCE BOOKS:

1. Discrete Mathematics, Proofs, Structures and applications, 3rd ed, CRC Press
2. Discrete Mathematics, S.Santha, Cengage
3. Discrete Mathematics with Applications, Thomas Koshy, Elsevier
4. Discrete Mathematics, 2/e, JK Sharma, Macmillan

DIGITAL LOGIC DESIGN

UNIT I: Number Systems

Binary, Octal, Decimal, Hexadecimal Number Systems. Conversion of Numbers From One Radix To Another Radix, r 's Complement and $(r-1)$'s Complement Subtraction of Unsigned Numbers, Problems, Signed Binary Numbers, Weighted and Non weighted codes

UNIT II: Logic Gates And Boolean Algebra

Basic Gates NOT, AND, OR, Boolean Theorems, Complement And Dual of Logical Expressions, Universal Gates, Ex-Or and Ex-Nor Gates, SOP, POS, Minimizations of Logic Functions Using Boolean Theorems, Two level Realization of Logic Functions Using Universal Gates

Gate Level Minimization: Karnaugh Map Method (K-Map): Minimization of Boolean Functions maximum upto Four Variables, POS and SOP, Simplifications With Don't Care Conditions Using K-Map.

UNIT III: Combinational Logic Circuits

Design of Half Adder, Full Adder, Half Subtractor, Full Subtractor, Ripple Adders and Subtractors, Ripple Adder/Subtractor Using Ones and Twos Complement Method. Design of Decoders, Encoders, Multiplexers, Demultiplexers, Higher Order Demultiplexers and Multiplexers, Priority Encoder, Code Converters, Magnitude Comparator.

UNIT IV: Introduction to Sequential Logic Circuits

Classification of Sequential Circuits, Basic Sequential Logic Circuits: Latch and Flip-Flop, RS- Latch Using NAND and NOR Gates, Truth Tables. RS, JK, T and D Flip Flops, Truth and Excitation Tables, Conversion of Flip Flops. Flip Flops With Asynchronous Inputs (Preset and Clear).

UNIT V: Registers and Counters

Design of Registers, Buffer Register, Control Buffer Registers, Bidirectional Shift Registers, Universal Shift Register, Design of Ripple Counters, Synchronous Counters and Variable Modulus Counters, Ring Counter, Johnson Counter.

UNIT VI: Introduction to Programmable Logic Devices (PLOGs)

PLA, PAL, PROM. Realization of Switching Functions Using PROM, PAL and PLA. Comparison of PLA, PAL and PROM.

TEXT BOOKS :

1. Digital Design ,4/e, M.Morris Mano, Michael D Ciletti, PEA
2. Fundamentals of Logic Design, 5/e, Roth, Cengage

REFERENCE BOOKS

1. Switching and Finite Automata Theory,3/e,Kohavi, Jha, Cambridge.
2. Digital Logic Design, Leach, Malvino, Saha, TMH
3. Modern Digital Electronics, R.P. Jain, TMH

DATA STRUCTURES

Objectives: Comprehensive knowledge of data structures and ability to implement the same in software applications

UNIT I:

Objective: exposure to algorithmic complexities, recursive algorithms, searching and sorting techniques

Preliminaries of algorithm, Algorithm analysis and complexity,

Data structure- Definition, types of data structures

Recursion: Definition, Design Methodology and Implementation of recursive algorithms, Linear and binary recursion, recursive algorithms for factorial function, GCD computation, Fibonacci sequence, Towers of Hanoi, Tail recursion

List Searches using Linear Search, Binary Search, Fibonacci Search

Sorting Techniques: Basic concepts, Sorting by : insertion (Insertion sort), selection (heap sort), exchange (bubble sort, quick sort), distribution (radix sort) and merging (merge sort) Algorithms.

UNIT II:

Objectives: Applying stack and queue techniques for logical operations

Stacks and Queues: Basic Stack Operations, Representation of a Stack using Arrays, Stack Applications: Reversing list, Factorial Calculation, Infix to postfix Transformation, Evaluating Arithmetic Expressions.

Queues: Basic Queues Operations, Representation of a Queue using array, Implementation of Queue Operations using Stack, Applications of Queues-Round robin Algorithm, Circular Queues, Priority Queues.

UNIT III:

Objectives: Exposure to list representation models in various types of applications

Linked Lists: Introduction, single linked list, representation of a linked list in memory, Operations on a single linked list, Reversing a single linked list, applications of single linked list to represent polynomial expressions and sparse matrix manipulation, Advantages and disadvantages of single linked list, Circular linked list, Double linked list

UNIT IV:

Objectives: Implementation of tree implementation in various forms

Trees: Basic tree concepts, Binary Trees: Properties, Representation of Binary Trees using arrays and linked lists, operations on a Binary tree , Binary Tree Traversals (recursive), Creation of binary tree from in, pre and post order traversals

UNIT-V:

Objectives: Advanced understanding of other variants of trees and their operations

Advanced concepts of Trees: Tree Travels using stack (non recursive), Threaded Binary Trees. Binary search tree, Basic concepts, BST operations: insertion, deletion, Balanced binary trees – need, basics and applications in computer science (No operations)

UNIT VI:

Objectives: orientation on graphs, representation of graphs, graph traversals, spanning trees

Graphs: Basic concepts, Representations of Graphs: using Linked list and adjacency matrix, Graph algorithms

Graph Traversals (BFS & DFS), applications: Dijkstra's shortest path, Transitive closure, Minimum Spanning Tree using Prim's Algorithm, warshall's Algorithm(**Algorithmic Concepts Only, No Programs required**).

TEXT BOOKS:

1. Data Structure with C, Seymour Lipschutz, TMH
2. Data Structures using C, Reema Thareja, Oxford
3. Data Structures, 2/e, Richard F, Gilberg , Forouzan, Cengage
4. Data structures and algorithm analysis in C, 2nd ed, mark allen weiss

REFERENCE BOOKS:

1. Data Structures and Algorithms, 2008, G.A.V.Pai, TMH
2. Classic Data Structures, 2/e, Debasis Samanta, PHI, 2009
3. Fundamentals of Data Structure in C, 2/e, Horowitz, Sahni, Anderson Freed, University Press

OBJECT-ORIENTED PROGRAMMING LAB

1. Write a C++ program illustrating Variable Scope.
2. Write a C++ program illustrating Swap integer values by reference.
3. Write a C++ program illustrating Checking whether the number is even or odd using Ternary operator.
4. Write a C++ program illustrating a program to find the roots of a quadratic equation .Use switch statements to handle different values of the discriminant ($b^2-4*a*c$).
5. Write a C++ program illustrating interactive program to multiply 2 variables after checking the compatibility.
6. Write a C++ program illustrating interactive program for computing the roots of a quadratic equation by handling all possible cases. Use streams to perform I/O operations.
7. Write a C++ program illustrating to sort integer numbers.
8. Write a C++ program illustrating factorial using recursion.
9. Write a C++ program illustrating pass by value, pass by reference, pass by address.
10. Write a C++ program illustrating Function overloading.
11. Write a C++ program illustrating an interactive program for swapping integer, real, and character type variables without using function overloading .Write the same program by using function overloading features and compare the same with its C counterpart.
12. Write a C++ program illustrating inline functions.
13. Write a C++ program illustrating Friend function.
14. Write a C++ program illustrating Exception handling.
15. Write a C++ program illustrating Function template.
16. Write a C++ program illustrating Overloading increment, decrement, binary+&<< operator.
17. Write a C++ program illustrating Virtual function.
18. Write a C++ program illustrating an interactive program to process complex numbers .It has to Perform addition, subtraction, multiplication, and division of complex numbers. print results in x+iy form. Create a class for the complex number representation.
19. Write a C++ program illustrating user defined string processing functions using pointers (string length, string copy, string concatenation)
20. Write a C++ program illustrating Constructor overloading (Both parameterised and default).
21. Write a C++ program illustrating Copy constructor.
22. Write a C++ program illustrating access data members & member functions using 'THIS' pointer.
23. Write a C++ program illustrating for overloading ++ operator to increment data.
24. Write a C++ program illustrating overloading of new and delete operator.
25. Write a C++ program illustrating Abstract classes.
26. Write a C++ program illustrating Inheritance (Multiple, Multilevel, Hybrid).
27. Write a C++ program illustrating Virtual classes & virtual functions.
28. Write a C++ program illustrating overloading function template.
29. Write a C++ program illustrating Class template.

DATA STRUCTURES LAB**Exercise 1:**

Write recursive program which computes the n^{th} Fibonacci number, for appropriate values of n . Analyze behavior of the program Obtain the frequency count of the statement for various values of n .

Exercise 2:

Write recursive program for the following

- Write recursive and non recursive C program for calculation of Factorial of an integer
- Write recursive and non recursive C program for calculation of GCD (n, m)
- Write recursive and non recursive C program for Towers of Hanoi : N disks are to be transferred from peg S to peg D with Peg I as the intermediate peg.

Exercise 3:

- Write C program that use both recursive and non recursive functions to perform Linear search for a Key value in a given list.
- Write C program that use both recursive and non recursive functions to perform Binary search for a Key value in a given list.
- Write C program that use both recursive and non recursive functions to perform Fibonacci search for a Key value in a given list.

Exercise 4:

- Write C program that implement Bubble sort, to sort a given list of integers in ascending order
- Write C program that implement Quick sort, to sort a given list of integers in ascending order
- Write C program that implement Insertion sort, to sort a given list of integers in ascending order

Exercise 5:

- Write C program that implement heap sort, to sort a given list of integers in ascending order
- Write C program that implement radix sort, to sort a given list of integers in ascending order
- Write C program that implement merge sort, to sort a given list of integers in ascending order

Exercise 6:

- Write C program that implement stack (its operations) using arrays
- Write C program that implement stack (its operations) using Linked list

Exercise 7:

- Write a C program that uses Stack operations to Convert infix expression into postfix expression
- Write C program that implement Queue (its operations) using arrays.
- Write C program that implement Queue (its operations) using linked lists

Exercise 8:

- Write a C program that uses functions to create a singly linked list
- Write a C program that uses functions to perform insertion operation on a singly linked list
- Write a C program that uses functions to perform deletion operation on a singly linked list

Exercise 9:

- Adding two large integers which are represented in linked list fashion.
- Write a C program to reverse elements of a single linked list.
- Write a C program to store a polynomial expression in memory using linked list
- Write a C program to representation the given Sparse matrix using arrays.
- Write a C program to representation the given Sparse matrix using linked list

Exercise 10:

- Write a C program to Create a Binary Tree of integers
- Write a recursive C program for Traversing a binary tree in preorder, inorder and postorder.
- Write a non recursive C program for Traversing a binary tree in preorder, inorder and postorder.
- Program to check balance property of a tree.

Exercise 11:

- Write a C program to Create a BST
- Write a C program to insert a node into a BST.
- Write a C program to delete a node from a BST.

DIGITAL LOGIC DESIGN LAB

List of Experiments:

- 1) Verification of Basic Logic Gates.
- 2) Implementing all individual gates with Universal Gates NAND & NOR.
- 3) Design a circuit for the given Canonical form, draw the circuit diagram and verify the De-Morgan laws.
- 4) Design a Combinational Logic circuit for 4x1 MUX and verify the truth table.
- 5) Design a Combinational Logic circuit for 1x4 De- MUX and verify the truth table.
- 6) Verify the *data read* and *data write* operations for the IC 74189.
- 7) Design a Gray code encoder and interface it to SRAM IC 74189 for write operation display on 7-segment.
- 8) Design a Gray code De-coder and interface it to SRAM IC 74189 for read operation display it on 7-segment.
- 9) Construct Half Adder and Full Adder using Half Adder and verify the truth table.
- 10) Verification of truth tables of the basic Flip- Flops with *Synchronous* and *Asynchronous* modes.
- 11) Implementation of Master Slave Flip-Flop with J-K Flip- Flop and verify the truth table for *race around* condition.
- 12) Design a Decade Counter and verify the truth table.
- 13) Design the Mod 6 counter using D-Flip -Flop.
- 14) Construct 4-bit ring counter with T-Flip –Flop and verify the truth table.
- 15) Design a 8 – bit right Shift Register using D-Flip -Flop and verify the truth table.

II Year – II SEMESTER

T P C
3+1 0 3

PROBABILITY AND STATISTICS
(Common to CE, CSE, IT, Chemical, PE, PCE,
Civil Branches)

UNIT I Random variables and Distributions:

Introduction- Random variables- Distribution function- Discrete distributions (Review of Binomial and Poisson distributions)-

Continuous distributions: Normal, Normal approximation to Binomial distribution, Gamma and Weibull distributions

Subject Category

ABET Learning Objectives a b e k

ABET internal assessments 1 2 6

JNTUK External Evaluation A B E

UNIT II Moments and Generating functions:

Introduction-Mathematical expectation and properties - Moment generating function - Moments of standard distributions (Binomial, Poisson and Normal distributions) – Properties

Subject Category

ABET Learning Objectives a e

ABET internal assessments 1 2 6

JNTUK External Evaluation A B E

UNIT III Sampling Theory:

Introduction - Population and samples- Sampling distribution of mean for large and small samples (with known and unknown variance) - Proportion sums and differences of means -Sampling distribution of variance -Point and interval estimators for means and proportions

Subject Category

ABET Learning Objectives a e k

ABET internal assessments 1 2 6

JNTUK External Evaluation A B E

UNIT IV Tests of Hypothesis:

Introduction - Type I and Type II errors - Maximum error - One tail, two-tail tests- Tests concerning one mean and proportion, two means- Proportions and their differences using Z-test, Student's t-test - F-test and Chi -square test - ANOVA for one-way and two-way classified data

Subject Category

ABET Learning Objectives a b d e h k

ABET internal assessments 1 2 6 7 10

JNTUK External Evaluation A B D E F

UNIT V Curve fitting and Correlation:

Introduction - Fitting a straight line –Second degree curve-exponential curve-power curve by method of least squares.

Simple Correlation and Regression - Rank correlation - Multiple regression

Subject Category

ABET Learning Objectives a d e h k

ABET internal assessments 1 2 6 10

JNTUK External Evaluation A B E

UNIT VI Statistical Quality Control Methods:

Introduction - Methods for preparing control charts – Problems using x-bar, p, R charts and attribute charts

Subject Category

ABET Learning Objectives a e k

ABET internal assessments 1 2 6

JNTUK External Evaluation A B E F

Books:

1. Probability and Statistics for Engineers: Miller and John E. Freund, Prentice Hall of India
2. Probability and Statistics for Engineers and Scientists: Ronald E. Walpole, Sharon L. Mayers and Keying Ye: Pearson
3. Probability, Statistics and Random Processes, Murugesan, Anuradha Publishers, Chennai:

Subject Category	ABET Learning Objectives	ABET Internal Assessments	JNTUK External Evaluation	Remarks
Theory Design Analysis Algorithms Drawing Others	a) Apply knowledge of math, science, & engineering b) Design & conduct experiments, analyze & interpret data c) Design a system/process to meet desired needs within economic, social, political, ethical, health/safety, manufacturability, & sustainability constraints d) Function on multidisciplinary teams e) Identify, formulate, & solve engineering problems f) Understand professional & ethical responsibilities g) Communicate effectively h) Understand impact of engineering solutions in global, economic, environmental, & societal context i) Recognize need for & be able to engage in lifelong learning j) Know contemporary issues k) Use techniques, skills, modern tools for engineering practices	1. Objective tests 2. Essay questions tests 3. Peer tutoring based 4. Simulation based 5. Design oriented 6. Problem based 7. Experiential (project based) based 8. Lab work or field work based 9. Presentation based 10. Case Studies based 11. Role-play based 12. Portfolio based	A. Questions should have: B. Definitions, Principle of operation or philosophy of concept. C. Mathematical treatment, derivations, analysis, synthesis, numerical problems with inference. D. Design oriented problems E. Trouble shooting type of questions F. Applications related questions G. Brain storming questions	

JAVA PROGRAMMING

Objective: Implementing programs for user interface and application development using core java principles

UNIT I:

Objective: Focus on object oriented concepts and java program structure and its installation

Introduction to OOP

Introduction, Need of Object Oriented Programming, Principles of Object Oriented Languages, Procedural languages Vs OOP, Applications of OOP, History of JAVA, Java Virtual Machine, Java Features, Program structures, Installation of JDK1.6

UNIT II:

Objective: Comprehension of java programming constructs, control structures in Java

Programming Constructs

Variables , Primitive Datatypes, Identifiers- Naming Conventions, Keywords, Literals, Operators-Binary,Unary and ternary, Expressions, Precedence rules and Associativity, Primitive TypeConversion and Casting, Flow of control-Branching,Conditional, loops.,

Classes and Objects- classes, Objects, Creating Objects, Methods, constructors-Constructor overloading, cleaning up unused objects-Garbage collector, Class variable and Methods-Static keyword, this keyword, Arrays, Command line arguments

UNIT III:

Objective: Implementing Object oriented constructs such as various class hierarchies, interfaces and exception handling

Inheritance: Types of Inheritance, Deriving classes using extends keyword, Method overloading, super keyword, final keyword, Abstract class

Interfaces, Packages and Enumeration: Interface-Extending interface, Interface Vs Abstract classes, Packages-Creating packages , using Packages, Access protection, java.lang package

Exceptions & Assertions - Introduction, Exception handling techniques-try...catch, throw, throws, finally block, user defined exception, Exception Encapsulation and Enrichment, Assertions

UNIT IV:

Objective: Understanding of Thread concepts and I/O in Java

MultiThreading : java.lang.Thread, The main Thread, Creation of new threads, Thread priority, Multithreading- Using isAlive() and join(), Synchronization, suspending and Resuming threads, Communication between Threads

Input/Output: reading and writing data, java.io package

UNIT V:

Objective: Being able to build dynamic user interfaces using applets and Event handling in java

Applets- Applet class, Applet structure, An Example Applet Program, Applet Life Cycle, paint(),update() and repaint()

Event Handling -Introduction, Event Delegation Model, java.awt.event Description,Sources of Events, Event Listeners, Adapter classes, Inner classes

UNIT VI:

Objective: Understanding of various components of Java AWT and Swing and writing code snippets using them

Abstract Window Toolkit

Why AWT?, java.awt package, Components and Containers, Button, Label, Checkbox, Radio buttons, List boxes, Choice boxes, Text field and Text area, container classes, Layouts, Menu, Scroll bar

Swing:

Introduction , JFrame, JApplet, JPanel, Components in swings, Layout Managers, JList and JScroll Pane, Split Pane, JTabbedPane, Dialog Box

Pluggable Look and Feel

TEXT BOOKS:

1. The Complete Reference Java, 8ed, Herbert Schildt, TMH
2. Programming in JAVA, Sachin Malhotra, Saurabh choudhary, Oxford.
3. JAVA for Beginners, 4e, Joyce Farrell, Ankit R. Bhavsar, Cengage Learning.
4. Object oriented programming with JAVA, Essentials and Applications, Raj Kumar Bhuyya, Selvi, Chu TMH
5. Introduction to Java programming, 7th ed, Y Daniel Liang, Pearson

REFERENCE BOOKS:

1. JAVA Programming, K.Rajkumar.Pearson
2. Core JAVA, Black Book, Nageswara Rao, Wiley, Dream Tech
3. Core JAVA for Beginners, Rashmi Kanta Das, Vikas.
4. Object Oriented Programming Through Java, P. Radha Krishna, Universities Press.

ADVANCED DATA STRUCTURES

(Note: C++ and Java implementation is not included in the syllabus)

Objectives: Exposed to hashing approaches, variants of trees , heaps, queues, implementation of graph algorithms, analysis of sorting algorithms with respect to bounds and file organizations and operations

UNIT I :

Objectives: Comprehensive understanding of dictionaries, hashing mechanism which supports faster retrieval and skip lists

Dictionaries : Sets, Dictionaries, Hash Tables, Open Hashing, Closed Hashing (Rehashing Methods), Hashing Functions(Division Method, Multiplication Method, Universal Hashing), Skip Lists, Analysis of Skip Lists. (Reference 1)

UNIT II :

Objectives: Illustration of Balanced trees and their operations

AVL Trees: Maximum Height of AVL Tree, Insertions and Deletions. 2-3 Trees : Insertion, Deletion.

UNIT III :

Objectives: Comprehension of heaps, queues and their operations

Priority Queues :

Binary Heaps : Implementation of Insert and Delete min, Creating Heap.

Binomial Queues : Binomial Queue Operations, Binomial Amortized Analysis, Lazy Binomial Queues

UNIT IV :

Objectives: Detailed knowledge of nonlinear data structures and various algorithms using them

Graph algorithms : Minimum-Cost Spanning Trees- Prim's Algorithm, Kruskal's Algorithm Shortest Path Algorithms: Dijkstra's Algorithm, All Pairs Shortest Paths Problem: Floyd's Algorithm, Warshall's Algorithm,

UNIT V :

Objectives: Analysis of complexities in various sorting techniques along with their lower bounds

Sorting Methods : Order Statistics: Lower Bound on Complexity for Sorting Methods: Lower Bound on Worst Case Complexity, Lower Bound on Average Case Complexity, Heap Sort, Quick Sort, Radix Sorting, Merge Sort.

UNIT VI :

Objectives: Illustration of tries which share some properties of table look up, various issues related to the design of file structures

Pattern matching and Tries : Pattern matching algorithms- the Boyer –Moore algorithm, the Knuth-Morris-Pratt algorithm

Tries: Definitions and concepts of digital search tree, Binary trie, Patricia , Multi-way trie

File Structures: Fundamental File Processing Operations-opening files, closing files, Reading and Writing file contents, Special characters in files.

Fundamental File Structure Concepts- Field and record organization, Managing fixed-length, fixed-field buffers.

(Reference 5)

Text Books :

1. Data Structures, A Pseudocode Approach, Richard F Gilberg, Behrouz A Forouzan, Cengage.
2. Fundamentals of DATA STRUCTURES in C: 2nd ed, , Horowitz , Sahani, Anderson-freed, Universities Press
3. Data structures and Algorithm Analysis in C, 2nd edition, Mark Allen Weiss, Pearson

Reference Books:

1. Web : <http://lcm.csa.iisc.ernet.in/dsa/dsa.html>
2. http://utubersity.com/?page_id=878
3. <http://freevideolectures.com/Course/2519/C-Programming-and-Data-Structures>
4. <http://freevideolectures.com/Course/2279/Data-Structures-And-Algorithms>
5. File Structures :An Object oriented approach with C++, 3rd ed, Michel J Folk, Greg Riccardi, Bill Zoellick

COMPUTER ORGANIZATION

Objectives: Comprehensive knowledge of computer system including the analysis and design of components of the system

UNIT I :

Objectives: Gives a view of computer system from user's perspective, representation of data

BASIC STRUCTURE OF COMPUTERS : Computer Types, Functional unit, Basic Operational concepts, Bus structures,

Data Representation: Data types, Complements, Fixed Point Representation. Floating – Point Representation. Other Binary Codes, Error Detection codes.

UNIT II :

Objectives: Understanding RTL, Micro operations, ALU, Organization of stored program computer, types of instructions and design of basic components of the system

REGISTER TRANSFER LANGUAGE AND MICROOPERATIONS: Register Transfer language. Register Transfer Bus and memory transfers, Arithmetic Micro operations, logic micro operations, shift micro operations, Arithmetic logic shift unit.

BASIC COMPUTER ORGANIZATION AND DESIGN : Instruction codes, Computer Register Computer instructions, Timing and control, Instruction cycle, Memory – Reference Instructions. Input – Output and Interrupt, Design of basic computer, Design of Accumulator Logic.

UNIT III :

Objectives: Illustration of data paths and control flow for sequencing in CPUs, Microprogramming of control unit of CPU

CENTRAL PROCESSING UNIT : General Register Organization, STACK organization. Instruction formats. Addressing modes. DATA Transfer and manipulation. Program control. Reduced Instruction set computer.

MICRO PROGRAMMED CONTROL : Control memory, Address sequencing, micro program example, design of control unit

UNIT IV :

Objectives: Illustration of algorithms for basic arithmetic operations using binary and decimal representation

COMPUTER ARITHMETIC : Addition and subtraction, multiplication Algorithms, Division Algorithms, Floating – point Arithmetic operations. Decimal Arithmetic unit, Decimal Arithmetic operations.

UNIT V :

Objectives: Description of different parameters of a memory system, organization and mapping of various types of memories

THE MEMORY SYSTEM : Memory Hierarchy, Main memory, Auxiliary memory, Associative Memory, Cache Memory, Virtual Memory.

UNIT-VI

Objectives: Describes the means of interaction devices with CPU, their characteristics, modes and introduction multiprocessors.

INPUT-OUTPUT ORGANIZATION : Peripheral Devices, Input-Output Interface, Asynchronous data transfer, Modes of Transfer, Priority Interrupts, Direct memory Access.

MULTI PROCESSORS : Introduction, Characteristics or Multiprocessors, Interconnection Structures, Inter processor Arbitration.

TEXT BOOKS :

1. Computer System Architecture, M.Moris Mano, 3rd Edition, Pearson/PHI
2. Computer Organization , Carl Hamacher, Zvonks Vranesic, SafeaZaky, 5th Edition, McGraw Hill.
3. Computer Architecture a quantitative approach, John L. Hennessy and David A. Patterson, Fourth Edition Elsevier

REFERENCES :

1. Computer Organization and Architecture – William Stallings Sixth Edition, Pearson/PHI

2. Structured Computer Organization – Andrew S. Tanenbaum, 4th Edition PHI/Pearson
3. Fundamentals of Computer Organization and Design, - Sivaraama Dandamudi Springer Int. Edition.

II Year – II SEMESTER

T	P	C
3+1	0	3

FORMAL LANGUAGES & AUTOMATA THEORY

Objectives: Understanding of programming language construct, how input is converted into output from the machine hardware level

UNIT I:

Objectives: Analysis of Finite state machine, its representation and automata

Fundamentals of Automata- Computation, Finite State Machine, Components of Finite State Automata, Elements of Finite State System, Mathematical representation of Finite State Machine, Automata Classification, Automata in Real World

UNIT II:

Objectives: Delineation of various components of formal languages and grammars.

Formal Language Theory- Symbols, Alphabets and Strings, Operations on Strings, Formal Languages, Operations on Languages,

Formal Languages/ Grammar Hierarchy: Formal Languages, Regular Language, Context-Free Language, Context-Sensitive Language, Recursive Language, Recursively Enumerable Language, Other Forms of Formal Languages, Relationship between Grammars and Languages

UNIT III:

Objectives: Description of finite automata, variants in it and their equivalence

Finite Automata: Introduction, Deterministic Finite Automata(DFA), Design of DFAs, Non Deterministic Finite Automata(NFA), Non-Deterministic Automata with ϵ -moves, Design of NFA- ϵ s, Advantages of Non-Deterministic Finite Automata, NFA Versus DFA

Equivalent Automata: Equivalent Finite-State Automata, Equivalence of NFA/NFA- ϵ and DFA, Equivalence of NFA, with ϵ moves to NFA, without ϵ - moves.

UNIT IV:

Objectives: Minimization, optimization of finite automata, regular expressions and equivalence of finite automata and regular expressions.

Minimization/ Optimization of DFA: Optimum DFA, Minimal DFA, Two way DFA, DFA Vs 2DFA

Regular Expressions and Languages: Regular languages, Regular expressions, Components of Regular Expression, Properties of Regular Expressions, Uses of Regular Expressions.

Finite Automata and Regular Expressions: Properties of Regular Sets and Regular Languages, Arden's Theorem, Equivalence of Finite Automata and Regular Expressions, Equivalence of DFA and Regular Expression, Equivalence of NFA and Regular Expression

UNIT V:

Objectives: Illustration about grammars, classification and simplification of grammars

Transducers: Moore Machine, Mealy Machine, Difference between Moore and Mealy Machines, Properties / Equivalence of Moore and Mealy Machines.

Context-Free Grammars and Context-Free Languages: Types of Grammar, Ambiguous and Unambiguous Grammars, Noam Chomsky's Classification of Grammar and Finite Automata, Relation between Regular Grammar and Finite Automata.

Simplification of Context – Free Grammar: Simplification of Context-Free Grammars, Elimination of ϵ - Productions, Elimination of Unit Productions, Normal Forms for Context Free Grammars, Chomsky Normal Form, Greibach Normal Form, Chomsky Vs. Greibach Normal Form, Application of Context- Free Grammars

UNIT VI:

Objectives: Delineation of turing machines

Turing Machine: Introduction, Components of Turing Machine, Description of Turing Machine, Elements of TM, Moves of a TM, Language accepted by a TM, Role of TM's, Design of TM's

TM Extensions and Languages: TM Languages, Undecidable Problem, P and NP Classes of Languages

Text Books:

1. A Text Book on Automata Theory, Nasir S.F.B, P.K. Srimani, Cambridge university Press
2. Introduction to Automata Theory, Formal languages and computation, Shamalendu kandar, Pearson
3. Elements of Theory of Computation, Harry R Lewis, Papdimitriou, PHI

4. Introduction to theory of computation, 2nd ed, Michel sipser, CENGAGE

Reference Books:

1. Formal Languages and automata theory, C.K. Nagpal, OXFORD
2. Theory of Computation , aproblem solving approach, kavi Mahesh, Wiley
3. Automata, computability and complexity, Theory and applications, Elaine rich, PEARSON
4. Theory of Computation, Vivek kulkarni, OXFORD

ADVANCED DATA STRUCTURES LAB

1. To implement functions of Dictionary using Hashing (division method, Multiplication method, Universal hashing)
2. To perform various operations i.e, insertions and deletions on AVL trees
3. To perform various operations i.e., insertions and deletions on 2-3 trees.
4. To implement operations on binary heap.
5. To implement operations on graphs
 - i) vertex insertion
 - ii) Vertex deletion
 - iii) finding vertex
 - iv)Edge addition and deletion
6. To implement Depth First Search for a graph non recursively.
7. To implement Breadth First Search for a graph non recursively.
8. To implement Prim's algorithm to generate a min-cost spanning tree.
9. To implement Krushkal's algorithm to generate a min-cost spanning tree.
10. To implement Dijkstra's algorithm to find shortest path in the graph.
11. To implement pattern matching using Boyer-Moore algorithm.
12. To implement Knuth-Morris-Pratt algorithm for pattern matching.

JAVA PROGRAMMING LAB

1. Write a JAVA program to display default value of all primitive data types of JAVA
2. Write a JAVA program that displays the roots of a quadratic equation $ax^2+bx+c=0$. Calculate the discriminant D and basing on the value of D, describe the nature of roots.
3. Write a JAVA program to display the Fibonacci sequence
4. Write a JAVA program give example for command line arguments.
5. Write a JAVA program to sort given list of numbers.
6. Write a JAVA program to search for an element in a given list of elements (linear search).
7. Write a JAVA program to search for an element in a given list of elements using binary search mechanism.
8. Write a JAVA program to determine the addition of two matrices.
9. Write a JAVA program to determine multiplication of two matrices.
10. Write a JAVA program to sort an array of strings
11. Write a JAVA program to check whether given string is palindrome or not.
12. Write a JAVA program for the following
 - 1. Example for call by value.
 - 2. Example for call by reference.
13. Write a JAVA program to give the example for 'this' operator. And also use the 'this' keyword as return statement.
14. Write a JAVA program to demonstrate static variables, methods, and blocks.
15. Write a JAVA program to give the example for 'super' keyword.
16. Write a JAVA program that illustrates simple inheritance.
17. Write a JAVA program that illustrates multi-level inheritance
18. Write a JAVA program demonstrating the difference between method overloading and method overriding.
19. Write a JAVA program demonstrating the difference between method overloading and constructor overloading.
20. Write a JAVA program that describes exception handling mechanism.
21. Write a JAVA program for example of try and catch block. In this check whether the given array size is negative or not.
22. Write a JAVA program to illustrate sub class exception precedence over base class.
23. Write a JAVA program for creation of user defined exception.
24. Write a JAVA program to illustrate creation of threads using runnable class.(start method start each of the newly created thread. Inside the run method there is sleep() for suspend the thread for 500 milliseconds).
25. Write a JAVA program to create a class MyThread in this class a constructor, call the base class constructor, using super and starts the thread. The run method of the class starts after this. It can be observed that both main thread and created child thread are executed concurrently
26. Write a JAVA program illustrating multiple inheritance using interfaces.
27. Write a JAVA program to create a package named pl, and implement this package in ex1 class.
28. Write a JAVA program to create a package named mypack and import it in circle class.
29. Write a JAVA program to give a simple example for abstract class.
30. Write a JAVA program that describes the life cycle of an applet.
 - Write a JAVA program to create a dialogbox and menu.
 - Write a JAVA program to create a grid layout control.
31. Write a JAVA program to create a border layout control.
32. Write a JAVA program to create a padding layout control.
33. Write a JAVA program to create a simple calculator.
34. Write a JAVA program that displays the x and y position of the cursor movement using Mouse.
35. Write a JAVA program that displays number of characters, lines and words in a text file.

FREE OPEN SOURCE SOFTWARE (FOSS) LAB

Objectives:

- To teach students various unix utilities and shell scripting

Programs:**1.**

Session-1

- a)Log into the system
- b)Use vi editor to create a file called myfile.txt which contains some text.
- c)correct typing errors during creation.
- d)Save the file
- e)logout of the system

Session-2

- a)Log into the system
- b)open the file created in session 1
- c)Add some text
- d)Change some text
- e>Delete some text
- f)Save the Changes
- g)Logout of the system

2.

- a)Log into the system
- b)Use the cat command to create a file containing the following data. Call it mytable use tabs to separate the fields.

1425	Ravi	15.65
4320	Ramu	26.27
6830	Sita	36.15
1450	Raju	21.86

- c)Use the cat command to display the file, mytable.
- d)Use the vi command to correct any errors in the file, mytable.
- e)Use the sort command to sort the file mytable according to the first field. Call the sorted file my table (same name)
- f)Print the file mytable
- g)Use the cut and paste commands to swap fields 2 and 3 of mytable. Call it my table (same name)
- h)Print the new file, mytable
- i)Logout of the system.

3.

- 1)
 - a)Login to the system
 - b)Use the appropriate command to determine your login shell
 - c)Use the /etc/passwd file to verify the result of step b.
 - d)Use the who command and redirect the result to a file called myfile1. Use the more command to see the contents of myfile1.
 - e)Use the date and who commands in sequence (in one line) such that the output of date will display on the screen and the output of who will be redirected to a file called myfile2. Use the more command to check the contents of myfile2.
- 2)
 - a)Write a sed command that deletes the first character in each line in a

file.

- b) Write a sed command that deletes the character before the last character in each line in a file.
- c) Write a sed command that swaps the first and second words in each line in a file.

4. a) Pipe your /etc/passwd file to awk, and print out the home directory of each user.

b) Develop an interactive grep script that asks for a word and a file name and then tells how many lines contain that word.

c) Repeat

d) Part using awk

5. a) Write a shell script that takes a command –line argument and reports on whether it is directory, a file, or something else.

b) Write a shell script that accepts one or more file name as arguments and converts all of them to uppercase, provided they exist in the current directory.

c) Write a shell script that determines the period for which a specified user is working on the system.

6. a) Write a shell script that accepts a file name starting and ending line numbers as arguments and displays all the lines between the given line numbers.

b) Write a shell script that deletes all lines containing a specified word in one or more files supplied as arguments to it.

7. a) Write a shell script that computes the gross salary of an employee according to the following rules:

i) If basic salary is < 1500 then HRA =10% of the basic and DA =90% of the basic.

ii) If basic salary is >=1500 then HRA =Rs500 and DA=98% of the basic

The basic salary is entered interactively through the key board.

b) Write a shell script that accepts two integers as its arguments and computes the value of first number raised to the power of the second number.

8. a) Write an interactive file-handling shell program. Let it offer the user the choice of copying, removing, renaming, or linking files. Once the user has made a choice, have the program ask the user for the necessary information, such as the file name, new name and so on.

b) Write shell script that takes a login name as command – line argument and reports when that person logs in

c) Write a shell script which receives two file names as arguments. It should check whether the two file contents are same or not. If they are same then second file should be deleted.

9. a) Write a shell script that displays a list of all the files in the current directory to which the user has read, write and execute permissions.

b) Develop an interactive script that ask for a word and a file name and then tells how many times that word occurred in the file.

c) Write a shell script to perform the following string operations:

i) To extract a sub-string from a given string.

ii) To find the length of a given string.

10 .Write a C program that takes one or more file or directory names as command line input and reports the following information on the file:

i) File type ii) Number of links iii) Read, write and execute permissions

iv) Time of last access

(Note : Use stat/fstat system calls)

11. Write C programs that simulate the following unix commands:

a) mv b) cp (Use system calls)

12. Write a C program that simulates ls Command

(Use system calls / directory API)

13. Do the following Shell programs also

- 1) Write a shell script to check whether a particular user has logged in or not. If he has logged in, also check whether he has eligibility to receive a message or not
- 2) Write a shell script to accept the name of the file from standard input and perform the following tests on it
 - a) File executable
 - b) File readable
 - c) File writable
 - d) Both readable & writable
- 3) Write a shell script which will display the username and terminal name who login recently in to the unix system
- 4) Write a shell script to find no. of files in a directory
- 5) Write a shell script to check whether a given number is perfect or not
- 6) Write a menu driven shell script to copy, edit, rename and delete a file
- 7) Write a shell script for concatenation of two strings
- 3) Write a shell script which will display Fibonacci series up to a given number of argument
- 9) Write a shell script to accept student number, name, marks in 5 subjects. Find total, average and grade. Display the result of student and store in a file called stu.dat

Rules: avg \geq 80 then grade A

Avg $<$ 80&&Avg \geq 70 then grade B

Avg $<$ 70&&Avg \geq 60 then grade C

Avg $<$ 60&&Avg \geq 50 then grade D

Avg $<$ 50&&Avg \geq 40 then grade E

Else grade F

- 10) Write a shell script to accept empno,empname,basic. Find DA,HRA,TA,PF using following rules. Display empno, empname, basic, DA,HRA,PF,TA,GROSS SAL and NETSAL. Also store all details in a file called emp.dat

Rules: HRA is 18% of basic if basic $>$ 5000 otherwise 550

DA is 35% of basic

PF is 13% of basic

IT is 14% of basic

TA is 10% of basic

- 11) Write a shell script to demonstrate break and continue statements
- 12) Write a shell script to satisfy the following menu options
 - a. Display current directory path
 - b. Display todays date
 - c. Display users who are connected to the unix system
 - d. Quit
- 13) Write a shell script to delete all files whose size is zero bytes from current directory
- 14) Write a shell script to display string palindrome from given arguments
- 15) Write a shell script which will display Armstrong numbers from given arguments
- 16) Write a shell script to display reverse numbers from given argument list
- 17) Write a shell script to display factorial value from given argument list
- 18) Write a shell script which will find maximum file size in the given argument list
- 19) Write a shell script which will greet you "Good Morning", "Good Afternoon", "Good Evening" and "Good Night" according to current time
- 20) Write a shell script to sort the elements in a array using bubble sort technique
- 21) Write a shell script to find largest element in a array
- 22) Write an awk program to print sum, avg of students marks list
- 23) Write an awk program to display students pass/fail report
- 24) Write an awk program to count the no. of vowels in a given file
- 25) Write an awk program which will find maximum word and its length in the given input File
- 26) Write a shell script to generate the mathematical tables.
- 27) Write a shell script to sort elements of given array by using selection sort.
- 28) Write a shell script to search given number using binary search.
- 29) Write a shell script to find number of vowels, consonants, numbers, white spaces and special characters in a given string.
- 30) Write a shell script to lock the terminal.

Compiler Design

Course Objectives: To make the student to understand the process involved in a compiler, create an overall view of various types of translators, linkers, loaders, and phases of a compiler, understand what is syntax analysis, various types of parsers especially the top down approach, awareness among students the various types of bottom up parsers, understand the syntax analysis and, intermediate code generation, type checking, the role of symbol table and its organization, Code generation, machine independent code optimization and instruction scheduling.

Course Outcomes:

1. To introduce the major concept areas of language translation and compiler design
2. To develop an awareness of the function and complexity of compilers.
3. To provide practical, hands on experience in compiler design
4. Identify the similarities and differences among various parsing techniques and grammar transformation techniques

Unit-I:

Overview of language processing – pre-processors – compiler – assembler – interpreters, pre-processors, – linkers & loaders - structure of a compiler – phases of a compiler (TEXT BOOK 2). Lexical Analysis – Role of Lexical Analysis – Lexical Analysis Vs. Parsing – Token, patterns and Lexemes – Lexical Errors – Regular Expressions – Regular definitions for the language constructs – Strings, Sequences, Comments – Transition diagram for recognition of tokens, Reserved words and identifiers, Examples.

Unit-II

Syntax Analysis – discussion on CFG, LMD,RMD, parse trees, Role of a parser – classification of parsing techniques – Brute force approach, left recursion, left factoring, Top down parsing – First and Follow- LL(1) Grammars, Non-Recursive predictive parsing – Error recovery in predictive parsing.

Unit-III

What is bottom up parsing approach, Types of Bottom up approaches; Introduction to simple LR – Why LR Parsers – Model of an LR Parsers – Operator Precedence- Shift Reduce Parsing – Difference between LR and LL Parsers, Construction of SLR Tables.

More powerful LR parses, construction of CLR (1), LALR Parsing tables, Dangling ELSE Ambiguity, Error recovery in LR Parsing. Comparison of all bottoms up approaches with all top down approaches

Unit-IV

Semantic analysis, SDT Schemes, evaluation of semantic rules. Intermediate code, three address code, quadruples, triples, abstract syntax trees. Types and declarations, type Checking.

Unit-V

Symbol tables: use and need of symbol tables. Runtime Environment: storage organization, stack allocation, access to non-local data, heap management, parameter passing mechanisms, introduction to garbage collection. Reference counting garbage collectors.

Code generation: Issues, target language, Basic blocks & flow graphs, Simple code generator, Peephole optimization, Register allocation and assignment.

Unit-VI

Machine independent code optimization – semantic preserving transformations, global common sub expression elimination, copy propagation, dead code elimination, constant folding, strength reduction, loop optimization. Instruction scheduling, inter procedural optimization.

TEXT BOOKS:

1. Compilers, Principles Techniques and Tools- Alfred V Aho, Monica S Lam, Ravi Sethi, Jeffrey D. Ullman, 2nd ed, Pearson, 2007.
2. Compiler Design, K. Muneeswaran, Oxford.

REFERENCE BOOKS:

1. Engineering a compiler, 2nd edition, Keith D.Cooper & Linda Torczon, Morgan Kaufman.
2. <http://www.nptel.iitm.ac.in/downloads/106108052/>
3. Principles of compiler design, V. Raghavan, 2nd ed, TMH, 2011.
4. Compiler construction, Principles and Practice, Kenneth C Loudon, CENGAGE
5. Implementations of Compiler, A new approach to Compilers including the algebraic methods, Yunlinsu, SPRINGER

Data Communication

Course Objectives:

1. To have a detailed study of various analog and digital modulation and demodulation techniques
2. To have a thorough knowledge of various multiplexing schemes and Data communication protocols
3. To know about the standards and mechanisms of television systems

Course Outcomes:

1. Knowledge of working of basic communication systems
2. Ability to evaluate alternative models of communication system design

Syllabus:

Unit I:

INTRODUCTION TO DATA COMMUNICATIONS AND NETWORKING: Standards Organizations for Data Communications, Layered Network Architecture, Open Systems Interconnection, Data Communications Circuits, Serial and parallel Data Transmission, Data communications Networks, Alternate Protocol Suites.

SIGNALS, NOISE, MODULATION, AND DEMODULATION: Signal Analysis, Electrical Noise and Signal-to-Noise Ratio, Analog Modulation Systems, Information Capacity, Bits, Bit Rate, Baud, and M -ary Encoding, Digital Modulation.

Unit II :

METALLIC CABLE TRANSMISSION MEDIA: Metallic Transmission Lines, Transverse Electromagnetic Waves, Characteristics of Electromagnetic Waves

OPTICAL FIBER TRANSMISSION MEDIA: Advantages of Optical Fiber cables, Disadvantages of Optical Fiber Cables, Electromagnetic spectrum, Optical Fiber Communications System Block Diagram, Optical Fiber construction, Propagation of Light Through an Optical fiber Cable, Optical Fiber Modes and Classifications, Optical Fiber Comparison, Losses in Optical Fiber Cables, Light sources, Light Detectors, Lasers.

Unit III :

DIGITAL TRANSMISSION: Pulse Modulation, Pulse code Modulation, Dynamic Range, Signal Voltage –to-Quantization Noise Voltage Ratio, Linear Versus Nonlinear PCM Codes, Companding, PCM Line Speed, Delta Modulation PCM and Differential PCM.

MULTIPLEXING AND T CARRIERS: Time- Division Multiplexing, T1 Digital Carrier System, Digital Line Encoding, T Carrier systems, Frequency- Division Multiplexing, Wavelength- Division Multiplexing, Synchronous Optical Network

Unit IV:

WIRELESS COMMUNICATIONS SYSTEMS: Electromagnetic Polarization, Electromagnetic Radiation, Optical Properties of Radio Waves, Terrestrial Propagation of Electromagnetic Waves, Skip Distance, Free-Space Path Loss, Microwave Communications Systems, Satellite Communications Systems.

Unit V:

TELEPHONE INSTRUMENTS AND SIGNALS: The Subscriber Loop, Standard Telephone Set, Basic Telephone Call Procedures, Call Progress Tones and Signals, Cordless Telephones, Caller ID, Electronic Telephones, Paging systems.

CELLULAR TELEPHONE SYSTEMS: First- Generation Analog Cellular Telephone, Personal Communications system, Second-Generation Cellular Telephone Systems, N-AMPS, Digital Cellular Telephone, Interim Standard, Global system for Mobile Communications.

Unit VI:

DATA COMMUNICATIONS CODES, ERROR CONTROL, AND DATA FORMATS:

Data Communications Character Codes, Bar Codes, Error Control, Error Detection and Correction, Character Synchronization.

DATA COMMUNICATIONS EQUIPMENT: Digital Service Unit and Channel Service Unit, Voice- Band Data Communication Modems, Bell Systems-Compatible Voice- Band Modems, Voice- Band Modem Block Diagram, Voice- Band Modem Classifications, Asynchronous Voice-Band Modems, Synchronous Voice-Band Modems, Modem Synchronization, 56K Modems, Modem Control: The AT Command Set, Cable Modems.

TEXT BOOKS:

1. Introduction to Data Communications and Networking, Wayne Tomasi, Pearson Education.

Reference Books :

1. Data Communications and Networking, Behrouz A Forouzan, Fourth Edition. TMH.
2. Data and Computer communications, 8/e, William Stallings, PHI.
3. Computer Communications and Networking Technologies, Gallow, Second Edition Thomson
4. Computer Networking and Internet, Fred Halsll, Lingana Gouda Kulkarni, Fifth Edition, Pearson Education

Principles of Programming Languages

Course objectives:

1. To understand and describe syntax and semantics of programming languages
2. To understand data, data types, and basic statements
3. To understand call-return architecture and ways of implementing them
4. To understand object-orientation, concurrency, and event handling in programming languages
5. To develop programs in non-procedural programming paradigms

Course Outcomes:

Upon Completion of the course, the students will be able to

1. Describe syntax and semantics of programming languages
2. Explain data, data types, and basic statements of programming languages
3. Design and implement subprogram constructs, Apply object - oriented, concurrency, and event handling programming constructs
4. Develop programs in Scheme, ML, and Prolog
5. Understand and adopt new programming languages

Syllabus:

UNIT I :

SYNTAX AND SEMANTICS: Evolution of programming languages, describing syntax, context, free grammars, attribute grammars, describing semantics, lexical analysis, parsing, recursive - decent bottom - up parsing

UNIT II:

DATA, DATA TYPES, AND BASIC STATEMENTS: Names, variables, binding, type checking, scope, scope rules, lifetime and garbage collection, primitive data types, strings, array types, associative arrays, record types, union types, pointers and references, Arithmetic expressions, overloaded operators, type conversions, relational and boolean expressions, assignment statements, mixed mode assignments, control structures – selection, iterations, branching, guarded Statements

UNIT III:

SUBPROGRAMS AND IMPLEMENTATIONS: Subprograms, design issues, local referencing, parameter passing, overloaded methods, generic methods, design issues for functions, semantics of call and return, implementing simple subprograms, stack and dynamic local variables, nested subprograms, blocks, dynamic scoping

UNIT IV:

OBJECT- ORIENTATION, CONCURRENCY, AND EVENT HANDLING: Object – orientation, design issues for OOP languages, implementation of object, oriented constructs, concurrency, semaphores, Monitors, message passing, threads, statement level concurrency, exception handling, event handling

UNIT V :

FUNCTIONAL PROGRAMMING LANGUAGES: Introduction to lambda calculus, fundamentals of functional programming languages, Programming with Scheme, – Programming with ML,

UNIT VI :

LOGIC PROGRAMMING LANGUAGES: Introduction to logic and logic programming, – Programming with Prolog, multi - paradigm languages

TEXT BOOKS:

1. Robert W. Sebesta, “Concepts of Programming Languages”, Tenth Edition, Addison Wesley, 2012.
2. Programming Languages, Principles & Paradigms, 2ed, Allen B Tucker, Robert E Noonan, TMH

REFERENCES:

1. R. Kent Dybvig, “The Scheme programming language”, Fourth Edition, MIT Press, 2009.
2. Jeffrey D. Ullman, “Elements of ML programming”, Second Edition, Prentice Hall, 1998.
3. Richard A. O’Keefe, “The craft of Prolog”, MIT Press, 2009.
4. W. F. Clocksin and C. S. Mellish, “Programming in Prolog: Using the ISO Standard”, Fifth Edition, Springer, 2003

Database Management Systems

Course Objectives:

Provides students with theoretical knowledge and practical skills in the use of databases and database management systems in information technology applications. The logical design, physical design and implementation of relational databases are covered.

Course Outcomes:

- define a Database Management System
- give a description of the Database Management structure
- understand the applications of Databases
- know the advantages and disadvantages of the different models
- compare relational model with the Structured Query Language (SQL)
- know the constraints and controversies associated with relational database model.
- know the rules guiding transaction ACID
- understand the concept of data planning and Database design
- identify the various functions of Database Administrator

Syllabus:

Unit – I: INTRODUCTION

Database system, Characteristics (Database Vs File System), Database Users(Actors on Scene, Workers behind the scene), Advantages of Data base systems, Database applications.

Brief introduction of different Data Models; Concepts of Schema, Instance and data independence; Three tier schema architecture for data independence; Database system structure, environment, Centralized and Client Server architecture for the database.

Unit – II:

RELATIONAL MODEL : Introduction to relational model, concepts of domain, attribute, tuple, relation, importance of null values, constraints (Domain, Key constraints, integrity constraints) and their importance

BASIC SQL : Simple Database schema, data types, table definitions (create, alter), different DML operations (insert, delete, update), basic SQL querying (select and project) using where clause, arithmetic & logical operations, SQL functions(Date and Time, Numeric, String conversion).

Unit – III:

Entity Relationship Model: Introduction, Representation of entities, attributes, entity set, relationship, relationship set, constraints, sub classes, super class, inheritance, specialization, generalization using ER Diagrams.

SQL : Creating tables with relationship, implementation of key and integrity constraints, nested queries, sub queries, grouping, aggregation, ordering, implementation of different types of joins, view(updatable and non-updatable), relational set operations.

Unit – IV:

SCHEMA REFINEMENT (NORMALIZATION) : Purpose of Normalization or schema refinement, concept of functional dependency, normal forms based on functional dependency(1NF, 2NF and 3 NF), concept of surrogate key, Boyce-codd normal form(BCNF), Lossless join and dependency preserving decomposition, Fourth normal form(4NF).

Unit – V:

TRANSACTION MANAGEMENT AND CONCURRENCY CONTROL : Transaction, properties of transactions, transaction log, and transaction management with SQL using commit rollback and savepoint.

Concurrency control for lost updates, uncommitted data, inconsistent retrievals and the Scheduler. Concurrency control with locking methods : lock granularity, lock types, two phase locking for ensuring serializability, deadlocks, Concurrency control with time stamp ordering : Wait/Die and Wound/Wait Schemes, Database Recovery management : Transaction recovery.

SQL constructs that grant access or revoke access from user or user groups. Basic PL/SQL procedures, functions and triggers.

UNIT – VI:

STORAGE AND INDEXING : Database file organization, file organization on disk, heap files and sorted files, hashing, single and multi-level indexes, dynamic multilevel indexing using B-Tree and B+ tree, index on multiple keys.

Text Books :

1. Database Management Systems, 3/e Raghuram Krishnan, Johannes Gehrke, TMH
2. Database Management System, 6/e Ramez Elmasri, Shamkant B. Navathe, PEA
3. Database Principles Fundamentals of Design Implementation and Management, Corlos Coronel, Steven Morris, Peter Robb, Cengage Learning.

Reference Books :

1. Database System Concepts. 5/e Silberschatz, Korth, TMH
2. Introduction to Database Systems, 8/e C J Date, PEA
3. The Database book principles & practice using Oracle/MySql Narain Gehani, University Press.

Operating Systems

Course Objectives:

To gain knowledge about the Operating Systems concepts such as process, main memory management, secondary memory management, CPU and disk scheduling etc

Course Outcomes:

By the end of the course student will be able to

- describe the general architecture of computers
- describe, contrast and compare differing structures for operating Systems
- understand and analyse theory and implementation of: processes, resource control (concurrency etc.), physical and virtual memory, scheduling, I/O and files

Syllabus:

UNIT-I:

Computer System and Operating System Overview: Overview of computer operating systems, operating systems functions, protection and security, distributed systems, special purpose systems, operating systems structures and systems calls, operating systems generation.

UNIT-II:

Process Management – Process concept- process scheduling, operations, Inter process communication. Multi Thread programming models. Process scheduling criteria and algorithms, and their evaluation.

UNIT-III:

Concurrency: Process synchronization, the critical- section problem, Peterson’s Solution, synchronization Hardware, semaphores, classic problems of synchronization, monitors, Synchronization examples

UNIT-IV:

Memory Management: Swapping, contiguous memory allocation, paging, structure of the page table, segmentation

Virtual Memory Management:

virtual memory, demand paging, page-Replacement, algorithms, Allocation of Frames, Thrashing

UNIT-V:

Principles of deadlock – system model, deadlock characterization, deadlock prevention, detection and avoidance, recovery from deadlock,

UNIT-VI:

File system Interface- the concept of a file, Access Methods, Directory structure, File system mounting, file sharing, protection.

File System implementation- File system structure, allocation methods, free-space management

Mass-storage structure overview of Mass-storage structure, Disk structure, disk attachment, disk scheduling

TEXT BOOKS:

1. Operating System Concepts- Abraham Silberchatz, Peter B. Galvin, Greg Gagne 7th Edition, John Wiley.
2. Operating Systems’ – Internal and Design Principles Stallings, Sixth Edition–2005, Pearson education

REFERENCE BOOKS:

1. http://nptel.iitm.ac.in/courses/Webcourse-contents/IISc-BANG/ Operating%20Systems/New_index1.html
2. Operating systems- A Concept based Approach-D.M.Dhamdhare, 2nd Edition, TMH
3. Operating System A Design Approach-Crowley, TMH.
4. Modern Operating Systems, Andrew S Tanenbaum 3rd edition PHI.

Compiler Design Lab

Course Objectives:

To enlighten the student with knowledge base in compiler design and its applications

Course Outcomes:

Demonstrate a working understanding of the process of lexical analysis, parsing and other compiler design aspects.

Lab Experiments:

1. Design a lexical analyzer for given language and the lexical analyzer should ignore redundant spaces, tabs and new lines
2. Simulate First and Follow of a Grammar.
3. Develop an operator precedence parser for a given language.
4. Construct a recursive descent parser for an expression.
5. Construct a LL(1) parser for an expression
6. Design predictive parser for the given language
7. Implementation of shift reduce parsing algorithm.
8. Design a LALR bottom up parser for the given language.
9. Implement the lexical analyzer using JLex, flex or lex or other lexical analyzer generating tools
10. Write a program to perform loop unrolling.
11. Convert the BNF rules into YACC form and write code to generate abstract syntax tree.
12. Write a program for constant propagation.

Operating System Lab

Objective :

- To provide an understanding of the design aspects of operating system

Recommended Systems/Software Requirements:

- Intel based desktop PC with minimum of 166 MHZ or faster processor with atleast 64 MB RAM and 100 MB free disk space

Lab Experiments:

1. Simulate the following CPU scheduling algorithms
a) Round Robin b) SJF c) FCFS d) Priority
2. Loading executable programs into memory and execute System Call implementation-read(), write(), open () and close()
3. . Multiprogramming-Memory management- Implementation of Fork(), Wait(), Exec() and Exit() System calls
4. Simulate all File allocation strategies
a) Sequenced b) Indexed
c) Linked
5. Simulate MVT and MFT
6. Simulate all File Organization Techniques
a) Single level directory b) Two level c) Hierarchical d) DAG
7. Simulate Bankers Algorithm for Dead Lock Avoidance
8. Simulate Bankers Algorithm for Dead Lock Prevention.
9. Simulate all page replacement algorithms.
a) FIFO b) LRU c) LFU etc....
10. Simulate Paging Technique of memory management.

Database Management Systems Lab

Objectives:

- To teach the student database design and query and PL/SQL.

System/Software Requirements:

- Intel based desktop PC
- Mysql /Oracle latest version Recommended

PROGRAMS LIST:

- 1) Creation, altering and dropping of tables and inserting rows into a table (use constraints while creating tables) examples using SELECT command.
- 2) Queries (along with sub Queries) using ANY, ALL, IN, EXISTS, NOTEXISTS, UNION, INTERSET, Constraints.
Example:- Select the roll number and name of the student who secured fourth rank in the class.
- 3) Queries using Aggregate functions (COUNT, SUM, AVG, MAX and MIN), GROUP BY, HAVING and Creation and dropping of Views.
- 4) Queries using Conversion functions (to_char, to_number and to_date), string functions (Concatenation, lpad, rpad, ltrim, rtrim, lower, upper, initcap, length, substr and instr), date functions (Sysdate, next_day, add_months, last_day, months_between, least, greatest, trunc, round, to_char, to_date)
- 5)
 - i) Creation of simple PL/SQL program which includes declaration section, executable section and exception –Handling section (Ex. Student marks can be selected from the table and printed for those who secured first class and an exception can be raised if no records were found)
 - ii) Insert data into student table and use COMMIT, ROLLBACK and SAVEPOINT in PL/SQL block.
- 6) Develop a program that includes the features NESTED IF, CASE and CASE expression. The program can be extended using the NULLIF and COALESCE functions.
- 7) Program development using WHILE LOOPS, numeric FOR LOOPS, nested loops using ERROR Handling, BUILT –IN Exceptions, USE defined Exceptions, RAISE- APPLICATION ERROR.
- 8) Programs development using creation of procedures, passing parameters IN and OUT of PROCEDURES.
- 9) Program development using creation of stored functions, invoke functions in SQL Statements and write complex functions.
- 10) Program development using creation of package specification, package bodies, private objects, package variables and cursors and calling stored packages.
- 11) Develop programs using features parameters in a CURSOR, FOR UPDATE CURSOR, WHERE CURRENT of clause and CURSOR variables.
- 12) Develop Programs using BEFORE and AFTER Triggers, Row and Statement Triggers and INSTEAD OF Triggers

TEXT BOOKS :

- 1) ORACLE PL/SQL by example. Benjamin Rosenzweig, Elena Silvestrova, Pearson Education 3rd Edition
- 2) ORACLE DATA BASE LOG PL/SQL Programming SCOTT URMAN, Tata Mc-Graw Hill.

3) SQL & PL/SQL for Oracle 10g, Black Book, Dr.P.S. Deshpande.

4) Data Base Management System, Oracle SQL and PL/SQL, Pranab kumar Das Gupta, P Radha Krishna, PHI

Linux Programming Lab

Objectives:

To give a practical orientation of programming in Linux environment using system calls and advanced concepts in unix programming

PROGRAMS LIST:

1. Write C programs that uses open, read, write system calls.
2. Write C programs that differentiates FILE *(file stream pointers in C standard library) and file descriptors by using functions such as fdopen, fileno.
3. Write a C program which displays a given files meta data by using stat system call and st_mode structure.
4. Write a C program which lists all the files of current working directory whose size is more than given number of data blocks.
5. Write a C program which lists all the files of current working directory which contains hard link files.
6. Write a C program to emulates file system checking utility (fsck command) using system calls.
7. Example C program which supports that child process inherits environment variables, command line arguments, opened' files.
8. Simple C programs to have process trees and process chains.
9. Simple C program that demonstrates the failure of fork system call because of crossing system limits.
10. Simple C programs to demonstrate the use of pipe system call for inter process communication and also emulating piping in shell.
11. Simple C programs to demonstrate the use of popen standard library function call for inter process communication and also emulating piping in shell.
12. Simple C program to use named pipes for inter process communication.
13. Simple C programs to illustrate the use of exec family of functions.
14. Write a C program which emulates simple shell.
15. Write C program to create a thread using pthreads library and let it run its function.
16. Write a C program to illustrate concurrent execution of threads using pthreads library.
17. Write a C program to simulate pthread_create function failure by repeatedly calling the same.
18. Write a C program which creates a thread using pthread and passes arguments to the thread function.
19. Write C programs which uses sigset, sigfillset, sigprocmask, related system calls and structures.
20. Write a C program to simulate memory segment violation run time error and implement a signal handler (both reliable and unreliable) which handles situation.
21. Write a C program to illustrate the use of sbrk system call.
22. Write a C program to illustrate inter process communication via message queues.
23. Write a C program to illustrate inter process communication via shared memory.
24. Write a C program to simulate producer and consumer problem using semaphores, shared memory, and fork.
25. Write a C program to simulate producer and consumer problem using semaphores, shared memory, and pthread_create.
26. Write a C program to simulate producer and consumer problem using muexes, shared memory, and threads.
27. Write socket Programs in C for Echo/Ping/Talk Commands.
28. Create a Socket (TCP) between two computers and enable file transfer between them.
29. Write a Program to implement Remote Command Execution.
30. Write a code simulating ARP/RARP.

Unit 1

Introduction to Intellectual Property Law – The Evolutionary Past - The IPR Tool Kit- Para -Legal Tasks in Intellectual Property Law – Ethical

obligations in Para Legal Tasks in Intellectual Property Law - Introduction to Cyber Law
– Innovations and Inventions Trade related Intellectual Property Right

Unit 2

Introduction to Trade mark – Trade mark Registration Process – Post registration procedures – Trade mark maintenance - Transfer of Rights - Inter partes Proceeding – Infringement - Dilution Ownership of Trade mark
– Likelihood of confusion - Trademarks claims – Trade marks Litigations – International Trade mark Law –

Unit 3

Introduction to Copyrights – Principles of Copyright Principles -The subjects Matter of Copy right – The Rights Afforded by Copyright Law – Copy right Ownership, Transfer and duration – Right to prepare Derivative works – Rights of Distribution – Rights of Perform the work
Publicity Copyright Formalities and Registrations - Limitations - Copyright disputes and International Copyright Law – Semiconductor Chip Protection Act

Unit 4

Introduction to Trade Secret – Maintaining Trade Secret – Physical Security –Employee Limitation - Employee confidentiality agreement - Trade Secret Law - Unfair Competition – Trade Secret Litigation – Breach of Contract – Applying State Law

Books:

1. Deborah E.Bouchoux: “Intellectual Property”. Cengage learning , New Delhi
 2. Kompal Bansal & Parishit Bansal "Fundamentals of IPR for Engineers", BS Publications (Press)
 3. Cyber Law. Texts & Cases, South-Western’s Special Topics Collections
 4. Prabhuddha Ganguli: ‘ Intellectual Property Rights’ Tata Mc-Graw – Hill, New Delhi
 5. Richard Stim: "Intellectual Property", Cengage Learning, New Delhi.
 6. R. Radha Krishnan, S. Balasubramanian: "Intellectual Property Rights", Excel Books. New Delhi.
- M.Ashok Kumar and Mohd.Iqbal Ali: “Intellectual Property Right” Serials Pub.

III Year – I SEMESTER

T	P	C
0	0	1

Seminar

Computer Networks

Course Objectives:

At the end of the course, the students will be able to:

1. Build an understanding of the fundamental concepts of computer networking.
2. Familiarize the student with the basic taxonomy and terminology of the computer networking area.
3. Introduce the student to advanced networking concepts, preparing the student for entry Advanced courses in computer networking.

Course Outcomes:

After completing this course the student must demonstrate the knowledge and ability to:

1. Independently understand basic computer network technology.
2. Identify the different types of network topologies and protocols.
3. Enumerate the layers of the OSI model and TCP/IP. Explain the function(s) of each layer.

Syllabus:

UNIT – I :

Introduction: OSI overview, TCP/IP and other networks models, Examples of Networks: Novell Networks, Arpanet, Internet, Network Topologies WAN, LAN, MAN.

UNIT – II :

Physical Layer and overview of PL Switching: Multiplexing: frequency division multiplexing, wave length division multiplexing, synchronous time division multiplexing, statistical time division multiplexing, introduction to switching: Circuit Switched Networks, Datagram Networks, Virtual Circuit Networks.

UNIT – III:

Data link layer: Design issues, **Framing:** fixed size framing, variable size framing, flow control, error control, error detection and correction, CRC, Checksum: idea, one's complement internet checksum, services provided to Network Layer, **Elementary Data Link Layer protocols:** simplex protocol, Simplex stop and wait, Simplex protocol for Noisy Channel.

Sliding window protocol: One bit, Go back N, Selective repeat-Stop and wait protocol, Data link layer in HDLC: configuration and transfer modes, frames, control field, point to point protocol (PPP): framing transition phase, multiplexing, multi link PPP.

UNIT – IV :

Random Access: ALOHA, MAC addresses, Carrier sense multiple access (CSMA), CSMA with Collision Detection, CSMA with Collision Avoidance, Controlled Access: Reservation, Polling, Token Passing, Channelization: frequency division multiple access(FDMA), time division multiple access(TDMA), code division multiple access(CDMA).

Network Layer: Virtual circuit and Datagram subnets-Routing algorithm shortest path routing, Flooding, Hierarchical routing, Broad cast, Multi cast, distance vector routing.

UNIT –V :

IEEE Standards: – data link layer, physical layer, Manchester encoding, Standard Ethernet: MAC sub layer, physical layer, Fast Ethernet: MAC sub layer, physical layer, IEEE-802.11: Architecture, MAC sub layer, addressing mechanism, frame structure.

UNIT –VI :

Application layer (WWW and HTTP): ARCHITECTURE : Client (Browser) ,Server ,Uniform Resource Locator
HTTP: HTTP Transaction, HTTP Operational Model and Client/Server Communication, HTTP Generic Message Format, HTTP Request Message Format, HTTP Response Message Format

The wireless web : WAP—The Wireless Application Protocol

TEXT BOOKS :

1. Data Communications and Networks – Behrouz A. Forouzan. Third Edition TMH.
2. Computer Networks, 5ed, David Patterson, Elsevier
3. Computer Networks — Andrew S Tanenbaum, 4th Edition. Pearson Education/PHI
4. Computer Networks, Mayank Dave, CENGAGE

REFERENCES :

1. An Engineering Approach to Computer Networks-S.Keshav, 2nd Edition, Pearson Education
2. Understanding communications and Networks, 3rd Edition, W.A. Shay, Thomson

Data Ware housing and Mining

Course Objectives:

Students will be enabled to understand and implement classical models and algorithms in data warehousing and data mining. They will learn how to analyze the data, identify the problems, and choose the relevant models and algorithms to apply. They will further be able to assess the strengths and weaknesses of various methods and algorithms and to analyze their behavior.

Course Outcomes:

- a) understand why there is a need for data warehouse in addition to traditional operational database systems;
- b) identify components in typical data warehouse architectures;
- c) design a data warehouse and understand the process required to construct one;
- d) understand why there is a need for data mining and in what ways it is different from traditional statistical techniques;
- e) understand the details of different algorithms made available by popular commercial data mining software;
- f) solve real data mining problems by using the right tools to find interesting patterns

Syllabus:

UNIT –I:

Introduction : What Motivated Data Mining? Why Is It Important, Data Mining—On What Kind of Data, Data Mining Functionalities—What Kinds of Patterns Can Be Mined? Are All of the Patterns Interesting? Classification of Data Mining Systems, Data Mining Task Primitives, Integration of a Data Mining System with a Database or Data Warehouse System, Major Issues in Data Mining. **(Han & Kamber)**

UNIT –II:

Data Pre-processing : Why Pre-process the Data? Descriptive Data Summarization, Data Cleaning, Data Integration and Transformation, Data Reduction, Data Discretization and Concept Hierarchy Generation. **(Han & Kamber)**

UNIT –III:

Data Warehouse and OLAP Technology: An Overview : What Is a Data Warehouse? A Multidimensional Data Model, Data Warehouse Architecture, Data Warehouse Implementation, From Data Warehousing to Data Mining. **(Han & Kamber)**

UNIT –IV:

Classification : Basic Concepts, General Approach to solving a classification problem, Decision Tree Induction: Working of Decision Tree, building a decision tree, methods for expressing an attribute test conditions, measures for selecting the best split, Algorithm for decision tree induction.

Model Over fitting: Due to presence of noise, due to lack of representation samples, evaluating the performance of classifier: holdout method, random sub sampling, cross-validation, bootstrap. **(Tan & Vipin)**

UNIT –V

Association Analysis: Basic Concepts and Algorithms : Introduction, Frequent Item Set generation, Rule generation, compact representation of frequent item sets, FP-Growth Algorithm. **(Tan & Vipin)**

UNIT –VI

Cluster Analysis: Basic Concepts and Algorithms : What Is Cluster Analysis? Different Types of Clustering, Different Types of Clusters, K-means, The Basic K-means Algorithm, K-means: Additional Issues, Bisecting K-means, K-means and Different Types of Clusters, Strengths and Weaknesses, K-means as an Optimization Problem, Agglomerative Hierarchical Clustering, Basic Agglomerative Hierarchical Clustering Algorithm, Specific Techniques, DBSCAN, Traditional Density: Center-Based Approach, The DBSCAN Algorithm, Strengths and Weaknesses. **(Tan & Vipin)**

Text Books :

1. Introduction to Data Mining : Pang-Ning Tan & Michael Steinbach, Vipin Kumar, Pearson.
2. Data Mining concepts and Techniques, 3/e, Jiawei Han, Michel Kamber, Elsevier.

Reference Books :

1. Data Mining Techniques and Applications: An Introduction, Hongbo Du, Cengage Learning.
2. Data Mining : Introductory and Advanced topics : Dunham, Pearson.
3. Data Warehousing Data Mining & OLAP, Alex Berson, Stephen Smith, TMH.
4. Data Mining Techniques, Arun K Pujari, Universities Press.

Design and Analysis of Algorithms

Course Objectives:

Upon completion of this course, students will be able to do the following:

- Analyze the asymptotic performance of algorithms.
- Write rigorous correctness proofs for algorithms.
- Demonstrate a familiarity with major algorithms and data structures.
- Apply important algorithmic design paradigms and methods of analysis.
- Synthesize efficient algorithms in common engineering design situations.

Course Outcomes:

Students who complete the course will have demonstrated the ability to do the following:

- Analyze worst-case running times of algorithms using asymptotic analysis.
- Describe the divide-and-conquer paradigm and explain when an algorithmic design situation calls for it.
- Describe the dynamic-programming paradigm and explain when an algorithmic design situation calls for it.
- Describe the greedy paradigm and explain when an algorithmic design situation calls for it.
- Explain the major graph algorithms and their analyses. Employ graphs to model engineering problems, when appropriate. Synthesize new graph algorithms and algorithms that employ graph computations as key components, and analyze them.
- Explain the different ways to analyze randomized algorithms (expected running time, probability of error). Recite algorithms that employ randomization. Explain the difference between a randomized algorithm and an algorithm with probabilistic inputs.
- Analyze randomized algorithms. Employ indicator random variables and linearity of expectation to perform the analyses. Recite analyses of algorithms that employ this method of analysis.

Syllabus:

UNIT-I:

Introduction: Algorithm, Pseudo code for expressing algorithms, performance Analysis-Space complexity, Time complexity, Asymptotic Notation- Big oh notation, Omega notation, Theta notation and Little oh notation, probabilistic analysis, Amortized analysis.

UNIT-II:

Divide and conquer: General method, applications-Binary search, Quick sort, Merge sort

UNIT-III:

Greedy method: General method, applications-Job sequencing with deadlines, knapsack problem, spanning trees, Minimum cost spanning trees, Single source shortest path problem.

UNIT-IV:

Dynamic Programming: General method, applications-Matrix chain multiplication, Optimal binary search trees, 0/1 knapsack problem, All pairs shortest path problem, Travelling sales person problem, Reliability design.

UNIT-V:

Backtracking: General method, applications-n-queen problem, sum of subsets problem, graph coloring, Hamiltonian cycles.

UNIT-VI:

Branch and Bound: General method, applications - Travelling sales person problem,0/1 knapsack problem- LC Branch and Bound solution, FIFO Branch and Bound solution.

TEXT BOOKS:

1. Fundamentals of Computer Algorithms, Ellis Horowitz, Satraj Sahni and Rajasekharam, Universities Press.
2. Design and Analysis of Algorithms , S Sridhar, Oxford
3. Design and Analysis of Algorithms, Parag Himanshu Dave, Himansu BAlachandra Dave, 2ed,Pearson Education.

REFERENCE BOOKS:

1. Design and Analysis of algorithms, Aho, Ullman and Hopcroft,Pearson education.
2. Introduction to the Design and Analysis of Algorithms, Anany Levitin, PEA
3. Introduction to Algorithms, second edition, T.H.Cormen, C.E.Leiserson, R.L.Rivest and C.Stein,PHI Pvt. Ltd.
4. Algorithm Design, Foundation, Analysis and internet Examples, Michel T Goodrich, Roberto Tamassia, Wiley

Software Engineering

Course Objectives:

The students will have a broad understanding of the discipline of software engineering and its application to the development of and management of software systems.

Course Outcomes:

1. knowledge of basic SW engineering methods and practices, and their appropriate application;
2. general understanding of software process models such as the waterfall and evolutionary models.
3. understanding of the role of project management including planning, scheduling, risk management, etc.
4. understanding of software requirements and the SRS document
5. understanding of different software architectural styles.
6. understanding of implementation issues such as modularity and coding standards.
7. understanding of approaches to verification and validation including static analysis, and reviews.
8. understanding of software testing approaches such as unit testing and integration testing
9. understanding of software evolution and related issues such as version management.
10. understanding on quality control and how to ensure good quality software.
11. understanding of some ethical and professional issues that are important for software engineers
12. development of significant teamwork and project based experience

Syllabus:

UNIT I:

Introduction to Software Engineering: Software, Software Crisis, Software Engineering definition, Evolution of Software Engineering Methodologies, Software Engineering Challenges.

Software Processes: Software Process, Process Classification, Phased development life cycle, Software Development Process Models- Process, use, applicability and Advantages/limitations

UNIT II:

Requirements Engineering: Software Requirements, Requirements engineering Process, Requirements elicitation, Requirements Analysis, Structured Analysis, Data Oriented Analysis, Object oriented Analysis, Prototyping Analysis, Requirements Specification, Requirements Validation, requirement Management.

UNIT III:

Software Design: Software Design Process, Characteristics of Good Software Design, Design Principles, Modular Design, Design Methodologies, Structured Design, Structured Design Methodology, Transform Vs Transaction Analysis.

Object-Oriented Design: Object oriented Analysis and Design Principles

UNIT IV:

Implementation: Coding Principles, Coding Process, Code verification, Code documentation

Software Testing: Testing Fundamentals, Test Planning, Black Box Testing, White Box Testing, Levels of Testing, Usability Testing, Regression testing, Debugging approaches

UNIT V:

Software Project Management: Project Management Essentials, What is Project management, Software Configuration Management.

Project Planning and Estimation: Project Planning activities, Software Metrics and measurements, Project Size Estimation, Effort Estimation Techniques.

UNIT VI:

Software Quality: Software Quality Factors, Verification & Validation, Software Quality Assurance, The Capability Maturity Model

Software Maintenance: Software maintenance, Maintenance Process Models, Maintenance Cost, Reengineering, Reengineering activities, Software Reuse.

TEXT BOOKS:

1. Software Engineering, concepts and practices, Ugrasen Suman, Cengage learning
2. Software Engineering, 8/e, Sommerville, Pearson.
3. Software Engineering, 7/e , Roger S.Pressman , TMH

REFERENCE BOOKS:

1. Software Engineering, A Precise approach, Pankaj Jalote, Wiley
2. Software Engineering principles and practice, W S Jawadekar, TMH
3. Software Engineering concepts, R Fairley, TMH

Web Technologies

Course Objectives:

This course is designed to introduce students with no programming experience to the programming languages and techniques associated with the World Wide Web. The course will introduce web-based media-rich programming tools for creating interactive web pages.

Course Outcomes:

1. Analyze a web page and identify its elements and attributes.
2. Create web pages using XHTML and Cascading Styles sheets.
3. Build dynamic web pages .
4. Build web applications using PHP.
5. Programming through PERL and Ruby
6. write simple client-side scripts using AJAX

Syllabus:

UNIT-I:

HTML tags, Lists, Tables, Images, forms, Frames. Cascading style sheets. Introduction to Java script. Objects in Java Script. Dynamic HTML with Java Script

UNIT-II:

Working with XML: Document type Definition, XML schemas, Document object model, XSLT, DOM and SAX.

UNIT-III:

AJAX A New Approach: Introduction to AJAX, Integrating PHP and AJAX. Consuming WEB services in AJAX: (SOAP, WSDL,UDDI)

UNIT-IV:

PHP Programming: Introducing PHP: Creating PHP script, Running PHP script. **Working with variables and constants:** Using variables,Using constants,Data types,Operators.**Controlling program flow:** Conditional statements,Control statements,Arrays,functions.Working with forms and Databases such as mySql, Oracle, SQL Sever.

UNIT-V:

Introduction to PERL, Perl language elements, Interface with CGI- A form to mail program, Simple page search

UNIT-VI:

Introduction to Ruby, variables, types, simple I/O, Control, Arrays, Hashes, Methods, Classes, Iterators, Pattern Matching, Practical Web Applications

Text Books:

1. Programming the World Wide Web, Robert W Sebesta, 7ed, Pearson.
2. Web Technologies, Uttam K Roy, Oxford
3. The Web Warrior Guide to Web Programming, Bai, Ekedahl, Farrelll, Gosselin, Zak, Karparhi, MacIntyre, Morrissey, Cengage

Reference Books:

1. Ruby on Rails Up and Running, Lightning fast Web development, Bruce Tate, Curt Hibbs, Oreilly (2006)
2. Programming Perl, 4ed, Tom Christiansen, Jonathan Orwant, Oreilly (2012)
3. Web Technologies, HTML< JavaScript, PHP, Java, JSP, XML and AJAX, Black book, Dream Tech.
4. An Introduction to Web Design, Programming, Paul S Wang, Sanda S Katila, Cengage

Computer Networks & Network Programming Lab

Objectives:

- To teach students practice orientation of networking concepts
- To teach students various forms of IPC through Unix and socket Programming

PART – A

1. Implement the data link layer framing methods such as character stuffing and bit stuffing.
2. Implement on a data set of characters the three CRC polynomials – CRC 12, CRC 16 and CRC CCIP.
3. Implement Dijkstra's algorithm to compute the Shortest path thru a graph.
4. Take an example subnet graph with weights indicating delay between nodes. Now obtain Routing table at each node using distance vector routing algorithm
5. Take an example subnet of hosts. Obtain broadcast tree for it.

PART – B

1. Implement the following forms of IPC.
a) Pipes b) FIFO
2. Implement file transfer using Message Queue form of IPC
3. Write a programme to create an integer variable using shared memory concept and increment the variable
4. simultaneously by two processes. Use semaphores to avoid race conditions
5. Design TCP iterative Client and server application to reverse the given input sentence
6. Design TCP iterative Client and server application to reverse the given input sentence
7. Design TCP client and server application to transfer file
8. Design a TCP concurrent server to convert a given text into upper case using multiplexing system call "select"
9. Design a TCP concurrent server to echo given set of sentences using poll functions
10. Design UDP Client and server application to reverse the given input sentence
11. Design UDP Client server to transfer a file
12. Design using poll client server application to multiplex TCP and UDP requests for converting a given text into upper case.
13. Design a RPC application to add and subtract a given pair of integers

Software Engineering Lab

Objective:

- The Software Engineering lab will facilitate the students to develop a preliminary yet practical understanding of software development process and tools

Experiments:

Take any real time problem and do the following experiments

1. Do the Requirement Analysis and Prepare SRS
2. Using COCOMO model estimate effort.
3. Calculate effort using FP oriented estimation model.
4. Analyze the Risk related to the project and prepare RMMM plan.
5. Develop Time-line chart and project table using PERT or CPM project scheduling methods.
6. Draw E-R diagrams, DFD, CFD and structured charts for the project.
7. Design of Test cases based on requirements and design.
8. Prepare FTR
9. Prepare Version control and change control for software configuration items.

Web Technologies Lab

1. Design the following static web pages required for an online book store web site.

1) HOME PAGE:


The static home page must contain three **frames**.

Top frame : Logo and the college name and links to Home page, Login page, Registration page, Catalogue page and Cart page (the description of these pages will be given below).

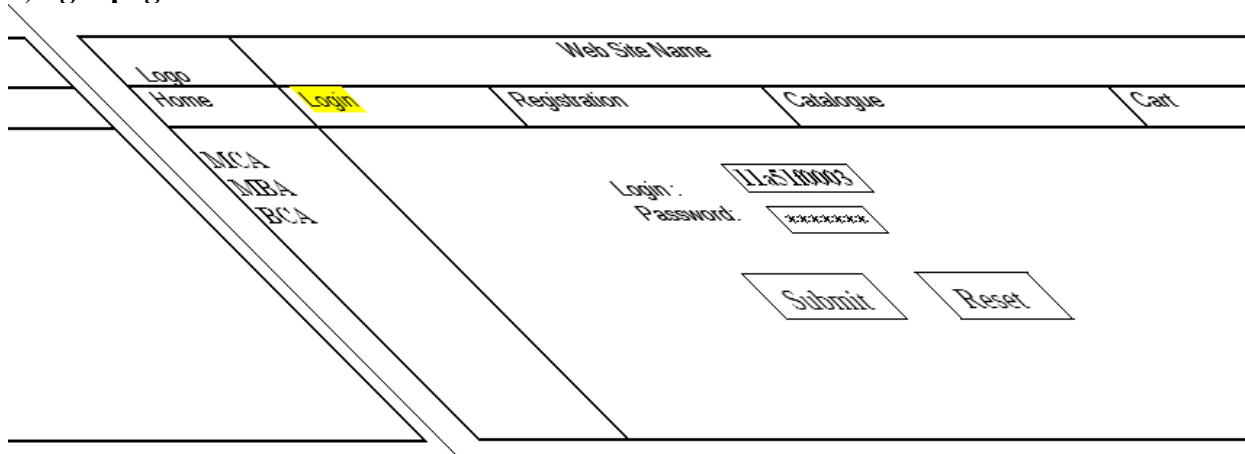
Left frame : At least four links for navigation, which will display the catalogue of respective links.

For e.g.: When you click the link “MCA” the catalogue for MCA Books should be displayed in the Right frame.

Right frame: The *pages to the links in the left frame must be loaded here*. Initially this page contains description of the web site.



2)login page











3) CATOLOGUE PAGE:

The catalogue page should contain the details of all the books available in the web site in a table.

The details should contain the following:

1. Snap shot of Cover Page.
2. Author Name.
3. Publisher.
4. Price.
5. Add to cart button.

Logo	Web Site Name			
Home	Login	Registration	Catalogue	Cart
MCA		Book : XML Bible Author : Winston Publication : Wiley	\$ 40.5	
MEB		Book : AI Author : S.Russel Publication : Princeton hall	\$ 63	
BCA		Book : Java 2 Author : Watson Publication : BPB publications	\$ 35.5	
		Book : HTML in 24 hours Author : Sam Peter Publication : Sam	\$ 50	

4. REGISTRATION PAGE:

Create a "registration form" with the following fields

- 1) Name (Text field)
- 2) Password (password field)
- 3) E-mail id (text field)
- 4) Phone number (text field)
- 5) Sex (radio button)
- 6) Date of birth (3 select boxes)
- 7) Languages known (check boxes – English, Telugu, Hindi, Tamil)
- 8) Address (text area)

5. Design a web page using CSS (Cascading Style Sheets) which includes the following:

- 1) Use different font, styles:

In the style definition you define how each selector should work (font, color etc.).

Then, in the body of your pages, you refer to these selectors to activate the styles

6. Write an XML file which will display the Book information which includes the following:

- 1) Title of the book
- 2) Author Name
- 3) ISBN number
- 4) Publisher name
- 5) Edition
- 6) Price

Write a Document Type Definition (DTD) to validate the above XML file.

7. Write Ruby program reads a number and calculates the factorial value of it and prints the same.

8. Write a Ruby program which counts number of lines in a text file using its regular expressions facility.

9. Write a Ruby program that uses iterator to find out the length of a string.

10. Write simple Ruby programs that uses arrays in Ruby.

11. Write programs which uses associative arrays concept of Ruby.

12. Write Ruby program which uses Math module to find area of a triangle.

13. Write Ruby program which uses tk module to display a window

14. Define complex class in Ruby and do write methods to carry operations on complex objects.
15. Write a program which illustrates the use of associative arrays in perl.
16. Write perl program takes a set names along the command line and prints whether they are regular files or special files
17. Write a perl program to implement UNIX `passwd' program
18. An example perl program to connect to a MySQL database table and executing simple commands.
19. Example PHP program for cotactus page.

20. User Authentication :

Assume four users user1,user2,user3 and user4 having the passwords pwd1,pwd2,pwd3 and pwd4 respectively. Write a PHP for doing the following.

1. Create a Cookie and add these four user id's and passwords to this Cookie.
2. Read the user id and passwords entered in the Login form (week1) and authenticate with the values (user id and passwords) available in the cookies.

If he is a valid user(i.e., user-name and password match) you should welcome him by name(user-name) else you should display " You are not an authenticated user ".

Use init-parameters to do this.

21. Example PHP program for registering users of a website and login.
22. Install a database(Mysql or Oracle).
Create a table which should contain at least the following fields: name, password, email-id, phone number(these should hold the data from the registration form).
Write a PHP program to connect to that database and extract data from the tables and display them. Experiment with various SQL queries.
Insert the details of the users who register with the web site, whenever a new user clicks the submit button in the registration page (week2).

23. Write a PHP which does the following job:

Insert the details of the 3 or 4 users who register with the web site (week9) by using registration form. Authenticate the user when he submits the login form using the user name and password from the database (similar to week8 instead of cookies).

24. Create tables in the database which contain the details of items (books in our case like Book name , Price, Quantity, Amount) of each category. Modify your catalogue page (week 2)in such a way that you should connect to the database and extract data from the tables and display them in the catalogue page using PHP

25. HTTP is a stateless protocol. Session is required to maintain the state.

The user may add some items to cart from the catalog page. He can check the cart page for the selected items. He may visit the catalogue again and select some more items. Here our interest is the selected items should be added to the old cart rather than a new cart. Multiple users can do the same thing at a time(i.e., from different systems in the LAN using the ip-address instead of localhost). This can be achieved through the use of sessions. Every user will have his own session which will be created after his successful login to the website. When the user logs out his session should get invalidated (by using the method session.invalidate()).

Modify your catalogue and cart PHP pages to achieve the above mentioned functionality using sessions.

INTELLECTUAL PROPERTY RIGHTS AND PATENTS – II

UNIT - I

Intellectual Property Law Basics – Types of Intellectual Property – Agencies responsible for Intellectual Property Registration - Cyber crime and E-commerce – International Aspects of Computer and Online Crime

UNIT - II

Introduction to Patent Law – Rights and Limitations – Rights under Patent Law –Patent requirements - Ownership - Transfer - Patents Application Process – Patent Infringement - Patent Litigation - International Patent Law – Double Patenting – Patent Searching – Patent Law Treaty - New developments in Patent Law - Invention Developers and Promoters

UNIT - III

Introduction to Transactional Law: Creating Wealth and Managing Risk – The Employment Relationship in the Internet and Tech Sector – Contact for the Internet and Tech Sector - Business Assets in Information Age – Symbol and Trademark – Trolls and Landmines and other Metaphors

UNIT - IV

Regulatory , Compliance and Liability Issues – State Privacy Law - Data Security – Privacy issues - Controlling Over use or Misuse of Intellectual Property Rights

BOOKS:

1. Deborah E.Bouchoux: “Intellectual Property”. Cengage learning , New Delhi
2. Kompal Bansal & Parishit Bansal "Fundamentals of IPR for Engineers", BS Publications (Press)
3. Cyber Law. Texts & Cases, South-Western’s Special Topics Collections
4. Prabhuddha Ganguli: ‘ Intellectual Property Rights’ Tata Mc-Graw – Hill, New Delhi
5. Richard Stim: "Intellectual Property", Cengage Learning, New Delhi.
6. R. Radha Krishnan, S. Balasubramanian: "Intellectual Property Rights", Excel Books. New Delhi.
7. M.Ashok Kumar and Mohd.Iqbal Ali: “Intellectual Property Right” Serials Pub.

Cryptography and Network Security

Course objectives:

The main objective of this course is to teach students to understand and how to address various software security problems in a secure and controlled environment. During this course the students will gain knowledge (both theoretical and practical) in various kinds of software security problems, and techniques that could be used to protect the software from security threats. The students will also learn to understand the “modus operandi” of adversaries; which could be used for increasing software dependability.

Course outcomes:

1. be able to individually reason about software security problems and protection techniques on both an abstract and a more technically advanced level.
2. be able to individually explain how software exploitation techniques, used by adversaries, function and how to protect against them.

Syllabus:

UNIT I : Classical Encryption Techniques

Objectives: *The Objectives of this unit is to present an overview of the main concepts of cryptography, understand the threats & attacks, understand ethical hacking.*

Introduction: Security attacks, services & mechanisms, Symmetric Cipher Model, Substitution Techniques, Transportation Techniques, Cyber threats and their defense(Phishing Defensive measures, web based attacks, SQL injection & Defense techniques)(TEXT BOOK 2), Buffer overflow & format string vulnerabilities, TCP session hijacking(ARP attacks, route table modification) UDP hijacking (man-in-the-middle attacks)(TEXT BOOK 3).

UNIT II: Block Ciphers & Symmetric Key Cryptography

Objectives: *The Objectives of this unit is to understand the difference between stream ciphers & block ciphers, present an overview of the Feistel Cipher and explain the encryption and decryption, present an overview of DES, Triple DES, Blowfish, IDEA.*

Traditional Block Cipher Structure, DES, Block Cipher Design Principles, AES-Structure, Transformation functions, Key Expansion, Blowfish, CAST-128, IDEA, Block Cipher Modes of Operations

UNIT III: Number Theory & Asymmetric Key Cryptography

Objectives: *Presents the basic principles of public key cryptography, Distinct uses of public key cryptosystems*

Number Theory: Prime and Relatively Prime Numbers, Modular Arithmetic, Fermat’s and Euler’s Theorems, The Chinese Remainder theorem, Discrete logarithms.

Public Key Cryptography: Principles, public key cryptography algorithms, RSA Algorithms, Diffie Hellman Key Exchange, Elgamal encryption & decryption, Elliptic Curve Cryptography.

UNIT IV : Cryptographic Hash Functions & Digital Signatures

Objectives: *Present overview of the basic structure of cryptographic functions, Message Authentication Codes, Understand the operation of SHA-512, HMAC, Digital Signature*

Application of Cryptographic hash Functions, Requirements & Security, Secure Hash Algorithm, Message Authentication Functions, Requirements & Security, HMAC & CMAC. Digital Signatures, NIST Digital Signature Algorithm. Key management & distribution.

UNIT V: User Authentication, Transport Layer Security & Email Security

Objectives: *Present an overview of techniques for remote user authentication, Kerberos, Summarize Web Security threats and Web traffic security approaches, overview of SSL & TLS. Present an overview of electronic mail security.*

User Authentication: Remote user authentication principles, Kerberos

Transport Level Security: Web Security Requirements, Secure Socket Layer (SSL) and Transport Layer Security (TLS), Secure Shell (SSH)

Electronic Mail Security: Pretty Good Privacy (PGP) and S/MIME.

UNIT VI: IP Security & Intrusion Detection Systems

Objectives: *Provide an overview of IP Security, concept of security association, Intrusion Detection Techniques*

IP Security: IP Security Overview, IP Security Architecture, Authentication Header, Encapsulating Security Payload, Combining Security Associations and Key Management.

Intrusion detection: Overview, Approaches for IDS/IPS, Signature based IDS, Host based IDS/IPS. (TEXT BOOK 2)

TEXT BOOKS:

1. Cryptography & Network Security: Principles and Practices, William Stallings, PEA, Sixth edition.
2. Introduction to Computer Networks & Cyber Security, Chwan Hwa Wu, J. David Irwin, CRC press
3. Hack Proofing your Network, Russell, Kaminsky, Forest Puppy, Wiley Dreamtech.

REFERENCE BOOKS:

1. Everyday Cryptography, Fundamental Principles & Applications, Keith Martin, Oxford
2. Network Security & Cryptography, Bernard Menezes, Cengage, 2010

UML & Design Patterns

Course Objectives:

The focus of this course is on design rather than implementation.

1. Introducing the Unified Process and showing how UML can be used within the process.
2. Presenting a comparison of the major UML tools for industrial-strength development.
3. introduction to design patterns, practical experience with a selection of central patterns.

Course Outcomes:

Students successfully completing this course will be able to:

1. identify the purpose and methods of use of common object-oriented design patterns
2. select and apply these patterns in their own designs for simple programs
3. represent the data dependencies of a simple program using UML
4. represent user and programmatic interactions using UML
5. create design documentation outlining the testable and complete design of a simple program
6. produce and present documents for the purpose of capturing software requirements and specification
7. produce plans to limit risks specific to software designed for use in a particular social context

Syllabus:

Unit I: Introduction : Introduction to OOAD; typical activities / workflows / disciplines in OOAD, Introduction to iterative development and the Unified Process, Introduction to UML; mapping disciplines to UML artifacts, Introduction to Design Patterns - goals of a good design, Introducing a case study & MVC architecture

Unit II: Inception: Artifacts in inception, Understanding requirements - the FURPS model, Understanding Use case model - introduction, use case types and formats, Writing use cases - goals and scope of a use case, elements / sections of a use case, Use case diagrams, Use cases in the UP context and UP artifacts, Identifying additional requirements, Writing requirements for the case study in the use case model

Unit III: Elaboration: System sequence diagrams for use case model, Domain model : identifying concepts, adding associations, adding attributes, Interaction Diagrams, Introduction to GRASP design Patterns ,Design Model: Use case realizations with GRASP patterns, Design Class diagrams in each MVC layer
Mapping Design to Code, Design class diagrams for case study and skeleton code

Unit 4: More Design Patterns: Fabrication, Indirection, Singleton, Factory, Facade, Publish-Subscribe

Unit 5: More UML diagrams : State-Chart diagrams, Activity diagrams, Component Diagrams, Deployment diagrams, Object diagrams

Unit 6: Advanced concepts in OOAD : Use case relationships, Generalizations
Domain Model refinements, Architecture, Packaging model elements

Textbooks:

1. 'Applying UML and patterns' by Craig Larman, Pearson
2. Object-Oriented Analysis & Design with the Unified Process by Satzinger, Jackson & Burd Cengage Learning
3. 'UML distilled' by Martin Fowler , Addison Wesley, 2003

Reference:

1. O'reilly 's 'Head-First Design Patterns' by Eric Freeman et al, Oreilly
2. UML 2 Toolkit, by Hans-Erik Eriksson, Magnus Penker, Brian Lyons, David Fado: WILEY'-Dreamtech India Pvt. Lid.

Mobile Computing

Course Objective:

- 1) To make the student understand the concept of mobile computing paradigm, its novel applications and limitations.
- 2) To understand the typical mobile networking infrastructure through a popular GSM protocol
- 3) To understand the issues and solutions of various layers of mobile networks, namely MAC layer, Network Layer & Transport Layer
- 4) To understand the database issues in mobile environments & data delivery models.
- 5) To understand the ad hoc networks and related concepts.
- 6) To understand the platforms and protocols used in mobile environment.

Course Outcomes:

- 1) Able to think and develop new mobile application.
- 2) Able to take any new technical issue related to this new paradigm and come up with a solution(s).
- 3) Able to develop new ad hoc network applications and/or algorithms/protocols.
- 4) Able to understand & develop any existing or new protocol related to mobile environment

Syllabus:

UNIT I

Introduction: Mobile Communications, Mobile Computing – Paradigm, Promises/Novel Applications and Impediments and Architecture; Mobile and Handheld Devices, Limitations of Mobile and Handheld Devices.

GSM – Services, System Architecture, Radio Interfaces, Protocols, Localization, Calling, Handover, Security, New Data Services, GPRS.

UNIT –II

(Wireless) Medium Access Control (MAC) : Motivation for a specialized MAC (Hidden and exposed terminals, Near and far terminals), SDMA, FDMA, TDMA, CDMA, Wireless LAN/(IEEE 802.11)

UNIT –III

Mobile Network Layer : IP and Mobile IP Network Layers, Packet Delivery and Handover Management, Location Management, Registration, Tunneling and Encapsulation, Route Optimization, DHCP.

UNIT –IV

Mobile Transport Layer : Conventional TCP/IP Protocols, Indirect TCP, Snooping TCP, Mobile TCP, Other Transport Layer Protocols for Mobile Networks.

Database Issues : Database Hoarding & Caching Techniques, Client-Server Computing & Adaptation, Transactional Models, Query processing, Data Recovery Process & QoS Issues.

UNIT V

Data Dissemination and Synchronization : Communications Asymmetry, Classification of Data Delivery Mechanisms, Data Dissemination, Broadcast Models, Selective Tuning and Indexing Methods, Data Synchronization – Introduction, Software, and Protocols.

UNIT VI

Mobile Ad hoc Networks (MANETs) : Introduction, Applications & Challenges of a MANET, Routing, Classification of Routing Algorithms, Algorithms such as DSR, AODV, DSDV, etc. , Mobile Agents, Service Discovery.

Protocols and Platforms for Mobile Computing : WAP, Bluetooth, XML, J2ME, JavaCard, PalmOS, Windows CE, SymbianOS, Linux for Mobile Devices,Android.

Text Books:

1. Jochen Schiller, “Mobile Communications”, Addison-Wesley, Second Edition, 2009.
2. Raj Kamal, “Mobile Computing”, Oxford University Press, 2007, ISBN: 0195686772

Reference Book:

1. ASOKE K TALUKDER, HASAN AHMED, ROOPA R YAVAGAL, “Mobile Computing, Technology Applications and Service Creation” Second Edition, Mc Graw Hill.
2. UWE Hansmann, Lothar Merk, Martin S. Nocklous, Thomas Stober, “Principles of Mobile Computing,” Second Edition, Springer.

IV Year – I SEMESTER

T P C
3+1 0 3

Elective - I

Software Testing Methodologies

Course Objectives:

1. To study fundamental concepts in software testing, including software testing objectives, process, criteria, strategies, and methods.
2. To discuss various software testing issues and solutions in software unit test; integration, regression, and system testing.
3. To learn how to planning a test project, design test cases and data, conduct testing operations, manage software problems and defects, generate a testing report.
4. To expose the advanced software testing topics, such as object-oriented software testing methods, and component-based software testing issues, challenges, and solutions.
5. To gain software testing experience by applying software testing knowledge and methods to practice-oriented software testing projects.
6. To understand software test automation problems and solutions.
7. To learn how to write software testing documents, and communicate with engineers in various forms.
8. To gain the techniques and skills on how to use modern software testing tools to support software testing projects.

Course Outcomes:

By the end of the course, the student should:

1. Have an ability to apply software testing knowledge and engineering methods.
2. Have an ability to design and conduct a software test process for a software testing project.
3. Have an ability to identify the needs of software test automation, and define and develop a test tool to support test automation.
4. Have an ability understand and identify various software testing problems, and solve these problems by designing and selecting software test models, criteria, strategies, and methods.
5. Have an ability to use various communication methods and skills to communicate with their teammates to conduct their practice-oriented software testing projects.
6. Have basic understanding and knowledge of contemporary issues in software testing, such as component-based software testing problems
7. Have an ability to use software testing methods and modern software testing tools for their testing projects.

Syllabus:

UNIT I:

Software Testing: Introduction, Evolution, Myths & Facts, Goals, Psychology, Definition, Model for testing, Effective Vs Exhaustive Software Testing.

Software Testing Terminology and Methodology: Software Testing Terminology, Software Testing Life Cycle, relating test life cycle to development life cycle Software Testing Methodology.

UNIT II:

Verification and Validation: Verification & Validation Activities, Verification, Verification of Requirements, High level and low level designs, How to verify code, Validation

Dynamic Testing I: Black Box testing techniques: Boundary Value Analysis, Equivalence class Testing, State Table based testing, Decision table based testing, Cause-Effect Graphing based testing, Error guessing

UNIT III:

Dynamic Testing II: White-Box Testing: need, Logic coverage criteria, Basis path testing, Graph matrices, Loop testing, data flow testing, mutation testing

Static Testing: inspections, Structured Walkthroughs, Technical reviews

UNIT IV:

Validation activities: Unit testing, Integration Testing, Function testing, system testing, acceptance testing

Regression testing: Progressives Vs regressive testing, Regression testability, Objectives of regression testing, When regression testing done?, Regression testing types, Regression testing techniques

UNIT V:

Efficient Test Suite Management: Test case design Why does a test suite grow, Minimizing the test suite and its benefits, test suite prioritization, Types of test case prioritization, prioritization techniques, measuring the effectiveness of a prioritized test suite

Software Quality Management: Software Quality metrics, SQA models

Debugging: process, techniques, correcting bugs, Basics of testing management tools, test link and Jira

UNIT VI:

Automation and Testing Tools: need for automation, categorization of testing tools, selection of testing tools, Cost incurred, Guidelines for automated testing, overview of some commercial testing tools.

Testing Object Oriented Software: basics, Object oriented testing

Testing Web based Systems: Challenges in testing for web based software, quality aspects, web engineering, testing of web based systems, Testing mobile systems

Text Books:

1. Software Testing, Principles and Practices, Naresh Chauhan, Oxford
2. Foundations of Software testing, Aditya P Mathur, 2ed, Pearson
3. Software Testing- Yogesh Singh, CAMBRIDGE

Reference books:

1. *Software testing techniques - Boris Beizer, International Thomson computer press, second edition.*
2. Software Testing, Principles, techniques and Tools, M G Limaye, TMH
3. Effective Methods for Software testing, William E Perry, 3ed, Wiley

Simulation Modeling

Course Objectives: □

1. Introduce computer simulation technologies and techniques, provides the foundations for the student to understand computer simulation needs, and to implement and test a variety of simulation and data analysis libraries and programs. This course focusses what is needed to build simulation software environments, and not just building simulations using preexisting packages.
2. Introduce concepts of modeling layers of society's critical infrastructure networks.
3. Build tools to view and control simulations and their results.

Course Outcomes:

1. provide a strong foundation on concept of simulation, and modeling.
2. understand the techniques of random number generations.
3. understand the techniques of testing randomness.
4. design simulation models for various case studies like inventory, traffic flow networks, etc.
5. practice on simulation tools and impart knowledge on building simulation systems.

Syllabus:

UNIT-I:

System models: Concepts, continuous and discrete systems, System modeling, types of models, subsystems, system study.

UNIT-II:

System Simulation: Techniques, comparison of simulation and analytical methods, types of simulation, Distributed log models, cobweb models.

UNIT-III:

Continuous system Simulation: Numerical solution of differential equations, Analog Computers, Hybrid Computers, continuous system simulation languages CSMP, system dynamic growth models, logistic curves.

UNIT-IV:

Probability concepts in simulation: Monte Carlo techniques, stochastic variables, probability functions, Random Number generation algorithms.

UNIT-V:

Queuing Theory: Arrival pattern distributions, servicing times, queuing disciplines, measure of queues, mathematical solutions to queuing problems.

Discrete System Simulation: Events, generation of arrival patterns, simulation programming tasks, analysis of simulation output.

UNIT-VI:

GPSS & SIMSCRIPT: general description of GPSS and SIMSCRIPT, programming in GPSS & SIMSCRIPT, Data structures, Implementation of activities, events and queues, Event scanning, simulation algorithms in GPSS and SIMSCRIPT.

□

TEXT BOOKS

1. Geoffrey Gordon, "System Simulation", 2nd Edition, Prentice Hall, India, 2002.
2. Narsingh Deo, "System Simulation with Digital Computer", Prentice Hall, India, 2001.

REFERENCES

1. Jerry Banks and John S. Carson, Barry L. Nelson, David M. Nicol, "Discrete Event System Simulation", 3rd Edition, Prentice Hall, India, 2002.

2. Shannon, R.E. Systems simulation, The art and science, Prentice Hall, 1975.
3. Thomas J. Schriber, Simulation using GPSS, John Wiley, 1991

Information Retrieval Systems

COURSE OBJECTIVES

- To provide the foundation knowledge in information retrieval.
- To equip students with sound skills to solve computational search problems.
- To appreciate how to evaluate search engines.
- To appreciate the different applications of information retrieval techniques in the Internet or Web environment.
- To provide hands-on experience in building search engines and/or hands-on experience in evaluating search engines.

COURSE OUTCOMES

After completing the course student will be able to:

- Identify basic theories in information retrieval systems
- Identify the analysis tools as they apply to information retrieval systems
- Understands the problems solved in current IR systems
- Describes the advantages of current IR systems
- Understand the difficulty of representing and retrieving documents.
- Understand the latest technologies for linking, describing and searching the web.
- Explain the concepts of indexing, vocabulary, normalization and dictionary in information retrieval.
- Evaluate information retrieval algorithms, and give an account of the difficulties of evaluation
- Use different information retrieval techniques in various application areas
- Apply IR principles to locate relevant information large collections of data
- Analyze performance of retrieval systems when dealing with unmanaged data sources
- Implement retrieval systems for web search tasks.
- Understand and apply the basic concepts of information retrieval;
- Appreciate the limitations of different information retrieval techniques;
- Write programs to implement search engines;
- Evaluate search engines;
- Develop skills in problem solving using systematic approaches;
- Solve complex problems in groups and develop group work.

SYLLABUS:

Unit I:

Introduction to Information Storage and Retrieval System: Introduction, Domain Analysis of IR systems and other types of Information Systems, IR System Evaluation.

Introduction to Data Structures and Algorithms related to Information Retrieval □ Basic Concepts, Data structures, Algorithms

□

Unit II:

Inverted files: Introduction, Structures used in Inverted Files, Building Inverted file using a sorted array, Modifications to Basic Techniques.

□

Unit III:

Signature Files: Introduction, Concepts of Signature Files, Compression, Vertical Partitioning, Horizontal Partitioning.

□

Unit IV:

New Indices for Text: PAT Trees and PAT Arrays: Introduction, PAT Tree structure, algorithms on the PAT Trees, Building PAT trees as PATRICA Trees, PAT representation as arrays.

□

Unit V:

Stemming Algorithms: Introduction, Types of Stemming Algorithms, Experimental Evaluations of Stemming to Compress Inverted Files

□

Unit VI:

Thesaurus Construction: Introduction, Features of Thesauri, Thesaurus Construction, Thesaurus construction from Texts, Merging existing Thesauri

□

TEXT BOOK :

1. Frakes, W.B., Ricardo Baeza-Yates: Information Retrieval Data Structures and Algorithms, Prentice Hall, 1992.
2. Modern Information Retrieval By Yates Pearson Education.
3. Information Storage & Retrieval By Robert Korfhage – John Wiley & Sons.

□

REFERENCES :

1. Kowalski, Gerald, Mark T Maybury: Information Retrieval Systems: Theory and Implementation, Kluwer Academic Press, 1997.
2. Information retrieval Algorithms and Heuristics, 2ed, Springer

Artificial Intelligence

Course Objectives:

1. To have a basic proficiency in a traditional AI language including an ability to write simple to intermediate programs and an ability to understand code written in that language.
2. To have an understanding of the basic issues of knowledge representation and blind and heuristic search, as well as an understanding of other topics such as minimax, resolution, etc. that play an important role in AI programs.
3. To have a basic understanding of some of the more advanced topics of AI such as learning, natural language processing, agents and robotics, expert systems, and planning

Course Outcomes:

After completing this course, students should be able to:

1. Identify problems that are amenable to solution by AI methods, and which AI methods may be suited to solving a given problem.
2. Formalize a given problem in the language/framework of different AI methods (e.g., as a search problem, as a constraint satisfaction problem, as a planning problem, as a Markov decision process, etc).
3. Implement basic AI algorithms (e.g., standard search algorithms or dynamic programming).
4. Design and carry out an empirical evaluation of different algorithms on a problem formalization, and state the conclusions that the evaluation supports.

Syllabus:

UNIT-I:

Introduction to artificial intelligence: Introduction ,history, intelligent systems, foundations of AI, applications, tic-tac-tie game playing, development of ai languages, current trends in AI

UNIT-II:

Problem solving: state-space search and control strategies : Introduction, general problem solving, characteristics of problem, exhaustive searches, heuristic search techniques, iterative-deepening a*, constraint satisfaction

Problem reduction and game playing: Introduction, problem reduction, game playing, alpha-beta pruning, two-player perfect information games

UNIT-III:

Logic concepts: Introduction, propositional calculus, propositional logic, natural deduction system, axiomatic system, semantic tableau system in propositional logic, resolution refutation in propositional logic, predicate logic

UNIT-IV:

Knowledge representation: Introduction, approaches to knowledge representation, knowledge representation using semantic network, extended semantic networks for KR, knowledge representation using frames **advanced knowledge representation techniques:** Introduction, conceptual dependency theory, script structure, cyc theory, case grammars, semantic web

UNIT-V:

Expert system and applications: Introduction phases in building expert systems, expert system versus traditional systems, rule-based expert systems blackboard systems truth maintenance systems, application of expert systems, list of shells and tools

UNIT-VI:

Uncertainty measure: probability theory: Introduction, probability theory, Bayesian belief networks, certainty factor theory, dempster-shafer theory

Fuzzy sets and fuzzy logic: Introduction, fuzzy sets, fuzzy set operations, types of membership functions, multi valued logic, fuzzy logic, linguistic variables and hedges, fuzzy propositions, inference rules for fuzzy propositions, fuzzy systems.

TEXT BOOKS:

1. Artificial Intelligence- Saroj Kaushik, CENGAGE Learning,
2. Artificial intelligence, A modern Approach , 2nd ed, Stuart Russel, Peter Norvig, PEA
3. Artificial Intelligence- Rich, Kevin Knight, Shiv Shankar B Nair, 3rd ed, TMH
4. Introduction to Artificial Intelligence, Patterson, PHI

REFERNCE BOOKS:

1. Artificial intelligence, structures and Strategies for Complex problem solving, -George F Luger, 5th ed, PEA
2. Introduction to Artificial Intelligence, Ertel, Wolf Gang, Springer
3. Artificial Intelligence, A new Synthesis, Nils J Nilsson, Elsevier

Multimedia Computing

Course objectives:

To provide the foundation knowledge of multimedia computing, e.g. media characteristics, compression standards, multimedia representation, data formats, multimedia technology development.

Course outcomes:

1. understand the characteristics of different media; understand the representations of different multimedia data; understand different data formats; be able to take into considerations in multimedia system designs;
2. understand the characteristics of human's visual system; understand the characteristics of human's audio system; be able to take into considerations in multimedia techniques design and implementation;
3. understand different compression principles; understand different compression techniques; understand different multimedia compression standards; be able to design and develop multimedia systems according to the requirements of multimedia applications.
4. program multimedia data and be able to design and implement media applications; □

Syllabus:

UNIT-I:

Fundamental concepts in Text and Image: Multimedia and hypermedia, World Wide Web, overview of multimedia software tools. Graphics and image data representation graphics/image data types, file formats, Color in image and video: color science, color models in images, color models in video.

UNIT-II:

Fundamental concepts in video and digital audio: Types of video signals, analog video, digital video, digitization of sound, MIDI, quantization and transmission of audio.

UNIT-III:

Multimedia data compression I: Lossless compression algorithm: Run-Length Coding, Variable Length Coding, Dictionary Based Coding, Arithmetic Coding, Lossless Image Compression,

UNIT-IV:

Multimedia data compression II: Lossy compression algorithm: Quantization, Transform Coding, Wavelet-Based Coding, Embedded Zerotree of Wavelet Coefficients Set Partitioning in Hierarchical Trees (SPIHT).

UNIT-V:

Basic Video Compression Techniques: Introduction to video compression, video compression based on motion compensation, search for motion vectors, MPEG, Basic Audio Compression Techniques.

UNIT-VI:

Multimedia Networks: Basics of Multimedia Networks, Multimedia Network Communications and Applications: Quality of Multimedia Data Transmission, Multimedia over IP, Multimedia over ATM Networks, Transport of MPEG-4, Media-on-Demand (MOD).

TEXT BOOKS:

1. Fundamentals of Multimedia by Ze-Nian Li and Mark S. Drew Pearson Education.

REFERENCE BOOKS:

1. Digital Multimedia, Nigel Chapman and Jenny Chapman, Wiley-Dreamtech
2. Macromedia Flash MX Professional 2004 Unleashed, Pearson.
3. Multimedia and communications Technology, Steve Heath, Elsevier (Focal Press).
4. Multimedia Applications, Steinmetz, Nahrstedt, Springer.
5. Multimedia Basics by Weixel Thomson
6. Multimedia Technology and Applications, David Hilman, Galgotia

High Performance Computing

Course Objectives:

This course covers the design of advanced modern computing systems. In particular, the design of modern microprocessors, characteristics of the memory hierarchy, and issues involved in multi-threading and multi-processing are discussed. The main objective of this course is to provide students with an understanding and appreciation of the fundamental issues and tradeoffs involved in the design and evaluation of modern computers

Course Outcomes:

1. Understand the concepts and terminology of high performance computing.
2. Can write and analyze the behavior of high performance parallel programs for distributed memory architectures (using MPI).
3. Can write and analyze the behavior of high performance parallel programs for shared memory architectures (using Pthreads and OpenMP).
4. Can write simple programs for the GPU.
5. Can independently study, learn about, and present some aspect of high performance computing.

Syllabus:

UNIT I:

Introduction to Parallel hardware and software, need for high performance systems and Parallel Programming, SISD, SIMD, MISD, MIMD models, Performance issues.

UNIT II:

Processors, PThreads, Thread Creation, Passing arguments to Thread function, Simple matrix multiplication using Pthreads, critical sections, mutexes, semaphores, barriers and conditional variables, locks, thread safety, simple programming assignments.

UNIT III:

OpenMP Programming: introduction, reduction clause, parallel for-loop scheduling, atomic directive, critical sections and locks, private directive, Programming assignments, n body solvers using openMP.

UNIT IV:

Introduction to MPI programming: MPI primitives such as MPI_Send, MPI_Recv, MPI_Init, MPI_Finalize, etc., Application of MPI to Trapezoidal rule, Collective Communication primitives in MPI, MPI derived datatypes, Performance evaluation of MPI programs, Parallel sorting algorithms, Tree search solved using MPI, Programming Assignments.

UNIT V:

Introduction to GPU computing, Graphics pipelines, GPGPU, Data Parallelism and CUDA C Programming, CUDA Threads Organization, Simple Matrix multiplication using CUDA, CUDA memories.

UNIT VI:

Bench Marking and Tools for High Performance Computing Environments, Numerical Linear Algebra Routines BLAS for Parallel Systems evaluation.

Text Books:

1. An Introduction to Parallel Programming, Peter S Pacheco, Elsevier, 2011
2. Programming Massively Parallel Processors, Kirk & Hwu, Elsevier, 2012

Reference Books:

1. CUDA by example: An introduction to General Purpose GPU Programming, Jason, Sanders, Edward Kandrit, Perason, 2011
2. CUDA Programming, Shame Cook, Elsevier
3. High Performance Heterogeneous Computing, Jack Dongarra, Alexey & Lastovetsky , Wiley
4. Parallel computing theory and practice, Michel J.Quinn, TMH

Elective - II

Digital Forensics

Course Objectives:

This course is intended to provide students with greater depth of study in a number of key topics in the area of computer security in society: cybercrime, computer and forensics, analysis

Course Outcomes:

1. Understand financial and accounting forensics, and explain their role in preventing various forms of fraud.
2. Distinguish various types of computer crime, and use computer forensic techniques to identify the digital fingerprints associated with criminal activities

Syllabus:**Unit-I:**

Computer Forensics and Investigations: Understanding Computer Forensics, Preparing for Computer Investigations, Taking A Systematic Approach, Procedure for Corporate High-Tech Investigations, Understanding Data Recovery Workstations and Software,

Investor's Office and Laboratory: Understanding Forensics Lab Certification Requirements, Determining the Physical Requirements for a Computer Forensics Lab, Selecting a Basic Forensic Workstation

Unit-II:

Data Acquisition: Understanding Storage Formats for Digital Evidence, Determining the Best Acquisition Method, Contingency Planning for Image Acquisitions, Using Acquisition Tools, Validating Data Acquisition, Performing RAID Data Acquisition, Using Remote Network Acquisition Tools, Using Other Forensics Acquisition Tools

Unit-III:

Processing Crime and Incident Scenes: Identifying Digital Evidence, Collecting the Evidence in Private-Sector Incident Scenes, Processing law Enforcement Crime Scenes, Preparing for a Search, Securing a Computer Incident or Crime Scene, Sizing Digital evidence at the Scene, Storing Digital evidence, obtaining a Digital Hash.

Unit-IV:

Current Computer Forensics Tools: Evaluating Computer Forensics Tool Needs, Computer Forensics Software Tools, Computer Forensics Hardware Tools, Validating and Testing Forensics Software

Computer Forensics Analysis and Validation: Determining What Data to Collect and Analyze, Validating Forensic Data, Addressing Data-Hiding Techniques, Performing Remote Acquisition

Unit-V:

Recovering Graphics and Network Forensics: Recognizing a Graphics File, Understanding Data Compression, Locating and Recovering Graphics Files, Understanding Copyright Issues with Graphics, Network Forensic, Developing Standard Procedure for Network Forensics, Using Network Tools, Examining Hiney Project

Unit-VI:

E-mail Investigations Cell Phone and Mobile Device Forensics: Exploring the Role of E-mail in Investigations, Exploring the Role of Client and Server in E-mail, Investigating E-mail Crimes and Violations, Understanding E-mail Servers, Using Specialized E-mail Forensics Tools, Understanding Mobile Device Forensics, Understanding Acquisition Procedure for Cell Phones and Mobile Devices

TEXT BOOK:

1. Nelson, Phillips Enfinger,Stewart, “ Computer Forensics and Investigations, Cengage Learning

Hadoop and Big Data

Course Objectives:

- Optimize business decisions and create competitive advantage with Big Data analytics
- Introducing Java concepts required for developing map reduce programs
- Derive business benefit from unstructured data
- Imparting the architectural concepts of Hadoop and introducing map reduce paradigm
- To introduce programming tools PIG & HIVE in Hadoop ecosystem.

Course Outcomes:

- Preparing for data summarization, query, and analysis.
- Applying data modelling techniques to large data sets
- Creating applications for Big Data analytics
- Building a complete business data analytic solution

Unit 1:

Data structures in Java: Linked List, Stacks, Queues, Sets, Maps; Generics: Generic classes and Type parameters, Implementing Generic Types, Generic Methods, Wrapper Classes, Concept of Serialization

Reference:

Big Java 4th Edition, Cay Horstmann, Wiley John Wiley & Sons, INC

Unit 2:

Working with Big Data: Google File System, Hadoop Distributed File System (HDFS) – Building blocks of Hadoop (Namenode, Datanode, Secondary Namenode, JobTracker, TaskTracker), Introducing and Configuring Hadoop cluster (Local, Pseudo-distributed mode, Fully Distributed mode), Configuring XML files.

References:

Hadoop: The Definitive Guide by Tom White, 3rd Edition, O'reilly

Hadoop in Action by Chuck Lam, MANNING Publ.

Unit 3:

Writing MapReduce Programs: A Weather Dataset, Understanding Hadoop API for MapReduce Framework (Old and New), Basic programs of Hadoop MapReduce: Driver code, Mapper code, Reducer code, RecordReader, Combiner, Partitioner

Reference:

Hadoop: The Definitive Guide by Tom White, 3rd Edition, O'reilly

Unit 4:

Hadoop I/O: The Writable Interface, WritableComparable and comparators, Writable Classes: Writable wrappers for Java primitives, Text, BytesWritable, NullWritable, ObjectWritable and GenericWritable, Writable collections, Implementing a Custom Writable: Implementing a RawComparator for speed, Custom comparators

Reference:

Hadoop: The Definitive Guide by Tom White, 3rd Edition, O'reilly

Unit 5:

Pig: Hadoop Programming Made Easier

Admiring the Pig Architecture, Going with the Pig Latin Application Flow, Working through the ABCs of Pig Latin, Evaluating Local and Distributed Modes of Running Pig Scripts, Checking out the Pig Script Interfaces, Scripting with Pig Latin

Reference:

Hadoop for Dummies by Dirk deRoos, Paul C.Zikopoulos, Roman B.Melnyk,Bruce Brown, Rafael Coss

Unit 6:

Applying Structure to Hadoop Data with Hive:

Saying Hello to Hive, Seeing How the Hive is Put Together, Getting Started with Apache Hive, Examining the Hive Clients, Working with Hive Data Types, Creating and Managing Databases and Tables, Seeing How the Hive Data Manipulation Language Works, Querying and Analyzing Data

References:

Hadoop for Dummies by Dirk deRoos, Paul C.Zikopoulos, Roman B.Melnyk,Bruce Brown, Rafael Coss

Text Books:

1. Big Java 4th Edition, Cay Horstmann, Wiley John Wiley & Sons, INC
2. Hadoop: The Definitive Guide by Tom White, 3rd Edition, O'reilly
3. Hadoop in Action by Chuck Lam, MANNING Publ.
4. Hadoop for Dummies by Dirk deRoos, Paul C.Zikopoulos, Roman B.Melnyk,Bruce Brown, Rafael Coss

References:

1. Hadoop in Practice by Alex Holmes, MANNING Publ.
2. Hadoop MapReduce Cookbook,Srinath Perera, Thilina Gunarathne

Software Links:

1. Hadoop:<http://hadoop.apache.org/>
 2. Hive:<https://cwiki.apache.org/confluence/display/Hive/Home>
- Piglatin:<http://pig.apache.org/docs/r0.7.0/tutorial.html>

Software Project Management

Course Objectives:

1. To study how to plan and manage projects at each stage of the software development life cycle (SDLC)
2. To train software project managers and other individuals involved in software project planning and tracking and oversight in the implementation of the software project management process.
3. To understand successful software projects that support organization's strategic goals

Course Outcomes:

1. To match organizational needs to the most effective software development model
2. To understand the basic concepts and issues of software project management
3. To effectively Planning the software projects
4. To implement the project plans through managing people, communications and change
5. To select and employ mechanisms for tracking the software projects
6. To conduct activities necessary to successfully complete and close the Software projects
7. To develop the skills for tracking and controlling software deliverables
8. To create project plans that address real-world management challenges

Syllabus:

Unit I: Introduction

Project, Management, Software Project Management activities, Challenges in software projects, Stakeholders, Objectives & goals

Project Planning: Step-wise planning, Project Scope, Project Products & deliverables, Project activities, Effort estimation, Infrastructure

Unit II: Project Approach

Lifecycle models, Choosing Technology, Prototyping

Iterative & incremental Process Framework: Lifecycle phases, Process Artifacts, Process workflows (Book 2)

Unit III: Effort estimation & activity Planning

Estimation techniques, Function Point analysis, SLOC, COCOMO, Usecase-based estimation , Activity Identification Approaches, Network planning models, Critical path analysis

Unit IV: Risk Management

Risk categories, Identification, Assessment, Planning and management, PERT technique, Monte Carlo approach

Unit V: Project Monitoring & Control , Resource Allocation

Creating a framework for monitoring & control, Progress monitoring, Cost monitoring, Earned value Analysis, Defects Tracking, Issues Tracking, Status reports, Types of Resources, Identifying resource requirements, Resource scheduling

Unit VI: Software Quality

Planning Quality, Defining Quality - ISO 9016, Quality Measures, Quantitative Quality Management Planning, Product Quality & Process Quality

Metrics, Statistical Process Control Capability Maturity Model, Enhancing software Quality (Book3)

Text Books:

1. Software Project Management, Bob Hughes & Mike Cotterell, TATA Mcgraw-Hill
2. Software Project Management, Walker Royce: Pearson Education, 2005.
3. Software Project Management in practice, Pankaj Jalote, Pearson.

Reference Book:

1. Software Project Management, Joel Henry, Pearson Education.

Machine Learning

Course objectives:

The main objective of this course is for the students to achieve basic knowledge of artificial intelligence, a deepened technical understanding of machine learning research and theories, as well as practical experience of the use and design of machine learning and data mining algorithms for applications and experiments. The course has a strong focus towards applied IT. The student not only learns how to critically review and compare different algorithms and methods, but how to plan, design, and implement learning components and applications and how to conduct machine learning experiments.

Course outcomes:

- The student will be able evaluate and compare the performance or, other qualities, of algorithms for typical learning problems.
- The student will be able to design a supervised or unsupervised learning system.

Syllabus:

UNIT I: Introduction :

Well-posed learning problems, Designing a learning system, Perspectives and issues in machine learning. Concept learning and the general to specific ordering – Introduction, A concept learning task, Concept learning as search, Find-S: finding a maximally specific hypothesis, Version spaces and the candidate elimination algorithm, Remarks on version spaces and candidate elimination, Inductive bias.

UNIT II: Linear Regression & Logistic Regression:

Predicting numeric values: regression - Finding the best fit lines with linear regression, Locally weighted linear regression, Shrinking Coefficients, The bias / Variance tradeoff.

Logistic Regression: Classification with logistic regression and the sigmoid function, Using optimization to find the best regression coefficients.

UNIT III: Artificial Neural Networks:

Introduction, Neural network representation, Appropriate problems for neural network learning, Perceptions, Multilayer networks and the back propagation algorithm, Remarks on the back propagation algorithm, An illustrative example face recognition, Advanced topics in artificial neural networks

UNIT IV: Evaluation Hypotheses: Motivation, Estimation hypothesis accuracy, Basics of sampling theory, A general approach for deriving confidence intervals, Difference in error of two hypotheses, Comparing learning algorithms.

UNIT V: Support vector machines & Dimensionality Reduction techniques:

Separating data with the maximum margin, finding the maximum margin, efficient optimization with SMO algorithm, speeding up optimization with full platt SMO, Using Kernels for more Complex data.

Dimensionality Reduction techniques: Principal Component analysis, Example.

UNIT VI:

Instance-Based Learning- Introduction, k -Nearest Neighbor Learning, Locally Weighted Regression, Radial Basis Functions, Case-Based Reasoning, Remarks on Lazy and Eager Learning.

Genetic Algorithms: Representing Hypotheses, Genetic Operators, Fitness Function and Selection, Illustrative Example.

TEXT BOOKS:

1. Machine Learning ,Tom M. Mitchell, MGH
2. Machine Learning in Action, Peter Harington, 2012, Cengage.`

REFERENCE BOOKS:

1. Introduction to Machine Learning, Ethem Alpaydin, PHI, 2004

Advanced Databases

Course Objectives:

1. Be able to design high-quality relational databases and database applications.
2. Have developed skills in advanced visual & conceptual modeling and database design.
3. Be able to translate complex conceptual data models into logical and physical data
4. Base designs.
5. Have developed an appreciation of emerging database trends as they apply to semi-structured data, the internet, and object-oriented databases

Course Outcomes:

1. Identify, describe, and categorize database objects
2. Design and implement advanced queries using Structured Query Language
3. Design, construct and maintain a database and various database objects using procedural language constructs, forms and reports to solve problems
4. Administer a database by recommending and implementing procedures including database tuning, backup and recovery
5. Propose, implement and maintain database security mechanisms
6. Explore non-relational database systems and structures

Syllabus:

UNIT – I :

Algorithms for Query Processing and Optimization: Translating SQL queries into relational algebra- algorithms for external sorting- algorithms for select and join operations- algorithms for project and set operations- implementing aggregate operations and outer joins- combining operations using pipelining- using heuristics in query optimization.

UNIT –II:

Data base systems architecture and the system Catalog: System architectures for DBMSs, Catalogs for Relational DBMSs, System catalog information in oracle.

Practical database design and tuning: Physical Database Design in Relational Databases- an overview of Database Tuning in Relational systems.

UNIT – III:

Distributed DBMS Concepts and Design: Introduction- function and architecture of a Distributed DBMS- Distributed Relational Database Design- transparencies in a Distributed DBMS- Date's Twelve Rules for Distributed DBMS.

Distributed DBMS-Advanced Concepts: Distributed Transaction Management- Distributed Concurrency Control- Distributed Deadlock Management- Distributed Database Recovery- The X/Open Distributed Transaction processing model- Replication Servers.

UNIT – IV:

Introduction to Object DBMSs: Advanced Database Applications- Weaknesses of RDBMSs- Object oriented Concepts- Storing objects in a Relational Database- Next generation Database systems.

Object-Oriented DBMSs- Concepts and Design : Introduction to Object-Oriented Data Models and DBMSs- OODBMS perspectives- Persistence- Issues in OODBMSs- The object Oriented Database System Manifesto- Advantages and Disadvantages of OODBMSs- Object oriented Database Design.

UNIT V:

Object-Oriented DBMSs- Standards and Systems: Object management group- Object Database Standard ODMG3.0, 1999- Object store.

Object relational DBMSs:Introduction to Object-relational Database systems- third generation Database manifesto-Postgres-an early ORDBMS-SQL3.

UNIT – VI :

Emerging database technologies and applications: Hadoop, Big Data characteristics, NO SQL databases, BASE, Brewer's theorem, Relationship between CAP, ACID and No SQL databases, comparison with Relational databases, No SQL databases types, Comparative study of NoSQL products, Case studies using MangoDB and Cassandra

TEXT BOOK:

1. “Fundamentals of Database Systems”, ElmasriNavate, 5/e, Pearson Education.
2. Principles of distributed databases S Ceri and Palgettgi TMH
3. Getting started with No SQL Databases , Gaurav Vaish

REFERENCES BOOKS:

1. “Principles of Distributed Database Systems”, Ozsu, 2/e, PHI.

UML & Design Patterns Lab

(Textbook no.2 i.e. Object-Oriented Analysis & Design with the Unified Process by Satzinger, Jackson & Burd Cengage Learning will be the primary source for finding templates for developing different artifacts / diagrams)

Take three case studies:

- **Customer Support System (in the Object-Oriented Analysis & Design with the Unified Process by Satzinger, Jackson & Burd Cengage Learning)**
- **Point-Of-Sale Terminal (in Larman textbook)**
- **Library Management System (in the reference book no. 2 i.e. UML toolkit)**

Week 1:

Familiarization with Rational Rose or Umbrello

For each case study:

Week 2, 3 & 4:

For each case study:

- a) Identify and analyze events
- b) Identify Use cases
- c) Develop event table
- d) Identify & analyze domain classes
- e) Represent use cases and a domain class diagram using Rational Rose
- f) Develop CRUD matrix to represent relationships between use cases and problem domain classes

Week 5 & 6:

For each case study:

- a) Develop Use case diagrams
- b) Develop elaborate Use case descriptions & scenarios
- c) Develop prototypes (without functionality)
- d) Develop system sequence diagrams

Week 7, 8, 9 & 10:

For each case study:

- a) Develop high-level sequence diagrams for each use case
- b) Identify MVC classes / objects for each use case
- c) Develop Detailed Sequence Diagrams / Communication diagrams for each use case showing interactions among all the three-layer objects
- d) Develop detailed design class model (use GRASP patterns for responsibility assignment)
- e) Develop three-layer package diagrams for each case study

Week 11 & 12:

For each case study:

- a) Develop Use case Packages
- b) Develop component diagrams
- c) Identify relationships between use cases and represent them
- d) Refine domain class model by showing all the associations among classes

Week 13 onwards:

For each case study:

- a) Develop sample diagrams for other UML diagrams - state chart diagrams, activity diagrams and deployment diagrams

Mobile Application Development Lab

1. Write a J2ME program to show how to change the font size and colour.
2. Write a J2ME program which creates the following kind of menu.
 - * cut
 - * copy
 - * past
 - * delete
 - * select all
 - * unselect all
3. Create a J2ME menu which has the following options (Event Handling):
 - cut - can be on/off
 - copy - can be on/off
 - paste - can be on/off
 - delete - can be on/off
 - select all - put all 4 options on
 - unselect all - put all
4. Create a MIDP application, which draws a bar graph to the display. Data values can be given at int[] array. You can enter four data (integer) values to the input text field.
5. Create an MIDP application which examine, that a phone number, which a user has entered is in the given format (Input checking):
 - * Area code should be one of the following: 040, 041, 050, 0400, 044
 - * There should 6-8 numbers in telephone number (+ area code)
6. Write a sample program to show how to make a SOCKET Connection from J2ME phone. This J2ME sample program shows how to how to make a SOCKET Connection from a J2ME Phone. Many a times there is a need to connect backend HTTP server from the J2ME application. Show how to make a SOCKET connection from the phone to port 80.
7. Login to HTTP Server from a J2ME Program. This J2ME sample program shows how to display a simple LOGIN SCREEN on the J2ME phone and how to authenticate to a HTTP server. Many J2ME applications for security reasons require the authentication of the user. This free J2ME sample program, shows how a J2ME application can do authentication to the backend server. Note: Use Apache Tomcat Server as Web Server and MySQL as Database Server.
8. The following should be carried out with respect to the given set of application domains: (Assume that the Server is connected to the well-maintained database of the given domain. Mobile Client is to be connected to the Server and fetch the required data value/information)
 - Students Marks Enquiry
 - Town/City Movie Enquiry
 - Railway/Road/Air (For example PNR) Enquiry/Status
 - Sports (say, Cricket) Update
 - Town/City Weather Update
 - Public Exams (say Intermediate or SSC)/ Entrance (Say EAMCET) Results EnquiryDivide Student into Batches and suggest them to design database according to their domains and render information according the requests.
9. Write an Android application program that displays Hello World using Terminal.
10. Write an Android application program that displays Hello World using Eclipse.

11. Write an Android application program that accepts a name from the user and displays the hello name to the user in response as output using Eclipse.

12. Write an Android application program that demonstrates the following:

- (i) LinearLayout
- (ii) RelativeLayout
- (iii) TableLayout
- (iv) GridView layout

13. Write an Android application program that converts the temperature in Celsius to Fahrenheit.

14. Write an Android application program that demonstrates intent in mobile application development.

Software Testing Lab**Lab Assignments****Problem Statement 01**

Consider an automated banking application. The user can dial the bank from a personal computer, provide a six-digit password, and follow with a series of keyword commands that activate the banking function. The software for the application accepts data in the following form:

Area Code	Blank or three-digit number
Prefix	Three-digit number, not beginning with 0 or 1
Suffix	Four-digit number
Password	Six-character alphanumeric
Commands	"Check status", "Deposit", "Withdrawal"

Design adhoc test cases to test the system

Problem Statement 02

Consider an automated banking application. The user can dial the bank from a personal computer, provide a six-digit password, and follow with a series of keyword commands that activate the banking function. The software for the application accepts data in the following form:

Area Code	Blank or three-digit number
Prefix	Three-digit number, not beginning with 0 or 1
Suffix	Four-digit number
Password	Six-character alphanumeric
Commands	"Check status", "Deposit", "Withdrawal"

Design the test cases to test the system using following Black Box testing technique:

- BVA, Worst BVA, Robust BVA, Robust Worst BVA
- Equivalence class testing (Input/Output domain)

Problem Statement 03

Consider an application that is required to validate a number according to the following simple rules:

1. A number can start with an optional sign.
2. The optional sign can be followed by any number of digits.
3. The digits can be optionally followed by a decimal point, represented by a period.
4. If there is a decimal point, then there should be two digits after the decimal.
5. Any number-whether or not it has a decimal point, should be terminated a blank.
6. A number can start with an optional sign.
7. The optional sign can be followed by any number of digits.
8. The digits can be optionally followed by a decimal point, represented by a period.
9. If there is a decimal point, then there should be two digits after the decimal.
10. Any number-whether or not it has a decimal point, should be terminated a blank. Generate test cases to test valid and invalid numbers.

(HINT) Use Decision table and cause-effect graph to generate test cases.

Problem Statement 04

Generate test cases using Black box testing technique to Calculate Standard Deduction on Taxable Income. The standard deduction is higher for tax payers who are 65 or older or blind. Use the method given below to calculate tax.

1. The first factor that determines the standard deduction is the filing status. The basic standard deduction for the various filing status are:

Single	\$4,750
Married, filing a joint return	\$9,500
Married, filing a separate return	\$7,000

2. If a married couple is filing separate returns and one spouse is not taking standard Deduction, the other spouse also is not eligible for standard deduction.

3. An additional \$1,000 is allowed as standard deduction, if either the filer is 65 yrs or the spouse is 65 yrs or older (the latter case applicable when the filing status is "Married" and filing "joint").

4. An additional \$1,000 is allowed as standard deduction, if either the filer is blind or the spouse is blind (the latter case applicable when the filing status is "married" and filing "joint").

(HINT):

From the above description, it is clear that the calculation of standard deduction depends on the following 3 factors:

1. Status of filing of the filer
2. Age of the filer
3. Whether the filer is blind or not

In addition, in certain cases, the following additional factors also come into play in calculating the standard deduction.

1. Whether spouse has claimed standard deduction
2. Whether spouse is blind
3. Whether the spouse is more than 65 years old

Problem Statement 05

Consider the following program segment:

1. int max (int i, int j, int k)
2. {
3. int max;
4. if (i>j) then
5. if (i>k) then max=i;
6. else max=k;
7. else if (j > k) max=j
8. else max=k
9. return (max);
10. }

- a) Draw the control flow graph for this program segment
- b) Determine the cyclomatic complexity for this program
- c) Determine the independent paths

Problem Statement 06

Source code of simple insertion sort implementation using array in ascending order in c programming language

```
#include<stdio.h>
int main(){
int i,j,s,temp,a[20];
```

```

Printf ("Enter total elements: "); Scanf ("%d",&s);
printf("Enter %d elements: ",s); for(i=0;i<s;i++) scanf("%d",&a[i]); for(i=1;i<s;i++){
temp=a[i]; j=i-1; while((temp<a[j])&&(j>=0)){ a[j+1]=a[j];
j=j-1;
}
a[j+1]=temp;
}
printf("After sorting: ");
for(i=0;i<s;i++)
printf(" %d",a[i]);
return 0;
}

```

HINT: for loop is represented as while loop

- Draw the program graph for given program segment
- Determine the DD path graph
- Determine the independent paths
- Generate the test cases for each independent path

Problem Statement 07

Consider a system having an FSM for a stack having the following states and transitions:

States

Initial: Before creation

Empty: Number of elements = 0

Holding: Number of elements > 0, but less than the maximum capacity

Full: Number elements = maximum

Final: After destruction

Initial to Empty: Create

Empty to Holding, Empty to Full, Holding to Holding, Holding to Full: Add

Empty to Final, Full to Final, Holding to Final: Destroy

Holding to Empty, Full to Holding, Full to Empty: Delete

Design test cases for this FSM using state table-based testing.

Problem Statement 08

Given the following fragment of code, how many tests are required for 100% decision coverage? Give the test cases.

```

if width > length
then biggest_dimension = width if height > width
then biggest_dimension = height end_if
else if biggest_dimension = length then if height > length
then biggest_dimension = height end_if
end_if end_if

```

Hint 04 test cases

Problem Statement 09

Given the following code, how much minimum number of test cases is required for full statement and branch coverage?

```

read p read q
if p+q > 100
then print "Large" endif
if p > 50
then print "p Large" endif

```

Hint 1 test for statement coverage, 2 for branch coverage

Problem Statement 10

Consider a program to input two numbers and print them in ascending order given below. Find all du paths and identify those du-paths that are not feasible. Also find all dc paths and generate the test cases for all paths (dc paths and non dc paths).

```
#include<stdio.h>
#include<conio.h>
1. void main ()
2. {
3 int a, b, t;
4. Clrscr ();
5. Printf (“Enter first number”);
6. scanf (“%d”,&a);
7. printf(“Enter second number”);
8. scanf(“%d”,&b);
9. if (a<b){
10. t=a;
11a=b;
12 b=t;
13}
14. printf (“%d %d”, a, b);
15 getch ();
}
```

Problem Statement 11

Consider the above program and generate possible program slices for all variables. Design at least one test case from every slice.

Problem Statement 12

Consider the code to arrange the nos. in ascending order. Generate the test cases for relational coverage, loop coverage and path testing. Check the adequacy of the test cases through mutation testing and also compute the mutation score for each.

```
i = 0;
n=4; //N-Number of nodes present in the graph
While (i<n-1) do j = i + 1;
While (j<n) do
if A[i]<A[j] then swap (A[i], A[j]); end do;
i=i+1;
end do
```

Hadoop & BigData Lab**Week 1,2:****1. Implement the following Data structures in Java**

- a) Linked Lists b) Stacks c) Queues d) Set e) Map

Week 3, 4:

2. (i) Perform setting up and installing Hadoop in its three operating modes:
Standalone,
Pseudo distributed,
Fully distributed

(ii) Use web based tools to monitor your Hadoop setup.

Week 5:**3. Implement the following file management tasks in Hadoop:**

- Adding files and directories
- Retrieving files
- Deleting files

Hint: A typical Hadoop workflow creates data files (such as log files) elsewhere and copies them into HDFS using one of the above command line utilities.

Week 6:**4. Run a basic Word Count Map Reduce program to understand Map Reduce Paradigm.****Week 7:****5. Write a Map Reduce program that mines weather data.**

Weather sensors collecting data every hour at many locations across the globe gather a large volume of log data, which is a good candidate for analysis with MapReduce, since it is semi structured and record-oriented.

Week 8:**6. Implement Matrix Multiplication with Hadoop Map Reduce****Week 9,10:****7. Install and Run Pig then write Pig Latin scripts to sort, group, join, project, and filter your data.****Week 11,12:****8. Install and Run Hive then use Hive to create, alter, and drop databases, tables, views, functions, and indexes**

Elective - III**Human Computer Interaction****Course Objectives:**

The main objective is to get student to think constructively and analytically about how to design and evaluate interactive technologies.

Course Outcomes:

1. Explain the capabilities of both humans and computers from the viewpoint of human information processing.
2. Describe typical human–computer interaction (HCI) models, styles, and various historic HCI paradigms.
3. Apply an interactive design process and universal design principles to designing HCI systems.
4. Describe and use HCI design principles, standards and guidelines.
5. Analyze and identify user models, user support, socio-organizational issues, and stakeholder requirements of HCI systems.
6. Discuss tasks and dialogs of relevant HCI systems based on task analysis and dialog design.

Syllabus:**UNIT I:**

Introduction: Usability of Interactive Systems- introduction, usability goals and measures, usability motivations, universal usability, goals for our profession

Managing Design Processes: Introduction, Organizational design to support usability, Four pillars of design, development methodologies, Ethnographic observation, Participatory design, Scenario Development, Social impact statement for early design review, legal issues, Usability Testing and Laboratories

UNIT II:

Menu Selection, Form Fill-In and Dialog Boxes: Introduction, Task- Related Menu Organization, Single menus, Combinations of Multiple Menus, Content Organization, Fast Movement Through Menus, Data entry with Menus: Form Fill-in, dialog Boxes, and alternatives, Audio Menus and menus for Small Displays

UNIT III:

Command and Natural Languages: Introduction, Command organization Functionality, Strategies and Structure, Naming and Abbreviations, Natural Language in Computing

Interaction Devices: Introduction, Keyboards and Keypads, Pointing Devices, Speech and Auditory Interfaces, Displays- Small and large

UNIT IV:

Quality of Service: Introduction, Models of Response-Time impacts, Expectations and attitudes, User Productivity, Variability in Response Time, Frustrating Experiences

Balancing Function and Fashion: Introduction, Error Messages, Nonanthropomorphic Design, Display Design, Web Page Design, Window Design, Color

UNIT V:

User Documentation and Online Help: Introduction, Online Vs Paper Documentation, Reading from paper Vs from Displays, Shaping the content of the Documentation, Accessing the Documentation, Online tutorials and animated documentation, Online communities for User Assistance, The Development Process

UNIT VI:

Information Search: Introduction, Searching in Textual Documents and Database Querying, Multimedia Document Searches, Advanced Filtering and Searching Interfaces

Information Visualization: Introduction, Data Type by Task Taxonomy, Challenges for Information Visualization

Text Books:

1. Designing the User Interface, Strategies for Effective Human Computer Interaction, 5ed, Ben Shneiderman, Catherine Plaisant, Maxine Cohen, Steven M Jacobs, Pearson
2. The Essential guide to user interface design,2/e, Wilbert O Galitz, Wiley DreamaTech.

Reference Books:

1. Human Computer, Interaction Dan R.Olsan, Cengage ,2010.
2. Designing the user interface. 4/e, Ben Shneidermann , PEA.
3. User Interface Design, Soren Lauesen , PEA.
4. Interaction Design PRECE, ROGERS, SHARPS, Wiley.

Advanced Operating Systems

Course Objectives:

The aim of this module is to study, learn, and understand the main concepts of advanced operating systems (parallel processing systems, distributed systems, real time systems, network operating systems, and open source operating systems); Hardware and software features that support these systems.

Course Outcomes:

1. Outline the potential benefits of distributed systems
2. Summarize the major security issues associated with distributed systems along with the
3. range of techniques available for increasing system security

Syllabus:

UNIT-I:

Introduction to Distributed systems: Goals of distributed system, hardware and software concepts, design issues.

Communication in Distributed systems: Layered protocols, ATM networks, the Client - Server model, remote procedure call and group communication.

UNIT-II:

Synchronization in Distributed systems: Clock synchronization, Mutual exclusion, E-tech algorithms, the Bully algorithm, a ring algorithm, atomic transactions,

UNIT-III:

Deadlocks: deadlock in distributed systems, Distributed deadlock prevention, and distributed dead lock detection.

UNIT-IV:

Processes: Processes and Processors in distributed systems: Threads, system models, Processor allocation, Scheduling in distributed system, Fault tolerance and real time distributed systems.

UNIT-V:

Distributed file systems: Distributed file systems design, distributed file system implementation, trends in distributed file systems.

Distributed shared memory : What is shared memory, consistency models, page based distributed shared memory, shared variable distributed shared memory, object based DSM.

UNIT-VI:

Case study MACH : Introduction to MACH, process management in MACH, memory management in MACH, communication in MACH, UNIX emulation in MACH. Case study DCE : Introduction to DCE threads, RPC's, Time service, Directory service, security service, Distributed file system.

TEXT BOOKS:

1. Distributed Operating System - Andrew. S. Tanenbaum, PHI
2. Operating Systems' – Internal and Design Principles Stallings, Fifth Edition–2005, Pearson education/PHI

REFERENCE BOOKS:

1. Operating System Principles- Abraham Silberchatz, Peter B. Galvin, Greg Gagne
7th Edition, John Wiley.
2. Modern Operating Systems, Andrew S Tanenbaum 2nd edition Pearson/PHI

Mobile Adhoc & Sensor Networks

Course Objectives:

- 1) To make the student understand the concepts of MOBILE AD HOC NETWORKS (Manets) as well as Wireless Sensor Networks (WSN), their characteristics, novel applications, and technical challenges.
- 2) To understand the issues and solutions of various layers of Manets, namely MAC layer, Network Layer & Transport Layer in Manets and WSN.
- 3) To understand the platforms and protocols used in Manets and WSN.
- 4) To make the student take up further research as part of his higher studies

Course Outcomes:

- 1) Able to think and develop new applications in Manets and WSN.
- 2) Able to take any new technical issue related to these new thrust areas and come up with a solution(s).
- 3) Able to develop algorithms/protocols for Manets and WSN.

Syllabus:

UNIT I :

Introduction to Ad Hoc Networks: Characteristics of MANETs, applications of MANETs, and challenges of MANETs.

Routing in MANETs: Criteria for classification, Taxonomy of MANET routing algorithms, Topology based routing algorithms, Position based routing algorithms,

UNIT II:

Data Transmission: Broadcast storm problem, Broadcasting, Multicasting and Geocasting

UNIT III:

TCP over Ad Hoc: TCP protocol overview, TCP and MANETs, and Solutions for TCP over Ad hoc

UNIT IV:

Basics of Wireless Sensors and Applications: Applications, Classification of sensor networks, Architecture of sensor networks, Physical layer, MAC layer, Link layer

UNIT V :

Data Retrieval in Sensor Networks: Routing layer, Transport layer, High-level application layer support, Adapting to the inherent dynamic nature of WSNs, and Sensor Networks and mobile robots.

UNIT VI :

Security: Security in ad hoc networks, Key management, Secure routing, Cooperation in MANETs, and Intrusion detection systems.

Sensor Network Platforms and Tools: Sensor Network Hardware, Berkeley motes, Sensor Network Programming Challenges, Node-Level Software Platforms, TinyOS, NS-2 and TOSSIM.

Textbook:

1. *Ad hoc and Sensor Networks - Theory and Applications*, by Carlos Cordeiro and Dharma P. Agrawal, World Scientific Publications, March 2006, ISBN 981-256-681-3.
2. *Wireless Sensor Networks: An Information Processing Approach*, Feng Zhao, Leonidas Guibas, Elsevier Science ISBN: 978-1-55860-914-3, (Morgan Kauffman)

Pattern Recognition

Course Objectives:

The course is designed to introduce students to theoretical concepts and practical issues associated with pattern recognition

Course Outcomes:

1. Design systems and algorithms for pattern recognition (signal classification), with focus on sequences of patterns that are analyzed using, e.g., hidden Markov models (HMM),
2. Analyse classification problems probabilistically and estimate classifier performance,
3. Understand and analyse methods for automatic training of classification systems,
4. Apply Maximum-likelihood parameter estimation in relatively complex probabilistic models, such as mixture density models and hidden Markov models,
5. Understand the principles of Bayesian parameter estimation and apply them in relatively simple probabilistic models

Syllabus:

UNIT-I:

Introduction: Machine perception, pattern recognition example, pattern recognition systems, the Design cycle, learning and adaptation

Bayesian Decision Theory: Introduction, continuous features – two categories classifications, minimum error-rate classification-zero-one loss function, classifiers, discriminant functions, and decision surfaces

UNIT-II:

Normal density: Univariate and multivariate density, discriminant functions for the normal Density different cases, Bayes decision theory – discrete features, compound Bayesian decision theory and context

UNIT-III :

Maximum likelihood and Bayesian parameter estimation: Introduction, maximum likelihood Estimation, Bayesian estimation, Bayesian parameter estimation–Gaussian case

UNIT-IV :

Un-supervised learning and clustering: Introduction, mixture densities and identifiability, maximum likelihood estimates, application to normal mixtures, K-means clustering. Data description and clustering – similarity measures, criteria function for clustering

UNIT-V :

Pattern recognition using discrete hidden Markov models: Discrete-time Markov process, Extensions to hidden Markov models, three basic problems of HMMs, types of HMMs

UNIT-VI :

Continuous hidden Markov models :

Continuous observation densities, multiple mixtures per state, speech recognition applications.

Text Books:

1. Pattern classifications, Richard O. Duda, Peter E. Hart, David G. Stroke. Wiley student edition, Second Edition.
2. Pattern Recognition, An Introduction, V Susheela Devi, M Narsimha Murthy, Universiy Press

Reference Books:

1. R.C Gonzalez and R.E. Woods, “Digital Image Processing”, Addison Wesley, 1992.
2. Pattern Recognition and Image Analysis – Earl Gose, Richard John baugh, Steve Jost PHI 2004
3. Fundamentals of speech Recognition, Lawerence Rabiner, Biing – Hwang Juang Pearson education.
4. Pattern Recognition, Sergios Theodoridis, Konstantinos Koutroumbas, Academic Press, Elsevier, 4ed,

Digital Image Processing

Course Objectives:

To make the students to understand

1. The fundamentals of Computer Graphics and Image Processing
2. The concepts related edge detection, segmentation, morphology and image compression methods.

Course Outcomes:

1. understanding of digital image processing fundamentals: hardware and software, digitization, enhancement and restoration, encoding, segmentation, feature detection
2. ability to apply image processing techniques in both the spatial and frequency (Fourier) domains
3. Ability To understand (i.e., be able to describe, analyse and reason about) how digital images are represented, manipulated, encoded and processed, with emphasis on algorithm design, implementation and performance evaluation

SYLLABUS:

UNIT I:

Introduction: Applications of Computer Graphics and Image Processing, Fundamentals on Pixel concepts, effect of Aliasing and Jaggles, Advantages of high resolution systems

DDA line algorithms: Bresenhams line and circle derivations and algorithms

UNIT II:

2-D Transformations: Translations, Scaling, rotation, reflection and shear transformations, Homogeneous coordinates, **Composite Transformations-** Reflection about an arbitrary line; Windowing and clipping, viewing transformations, Cohen- Sutherland clipping algorithm

UNIT III:

Digital Image Properties: Metric and topological properties of Digital Images, Histogram, entropy, Visual Perception, Image Quality, Color perceived by humans, Color Spaces, Palette Images, color Constancy

Color Images: Pixel brightness transformations, Local Preprocessing, image smoothing, Edge detectors, Robert Operators, Laplace, Prewitt, Sobel, Fri-chen, Canny Edge detection

UNIT IV:

Mathematical Morphology: Basic Mathematical Concepts, Binary dilation and Erosion, Opening and closing, Gray Scale dilation and erosion, Skeleton, Thinning , Thickening Ultimate erosion, Geodesic transformations, Morphology and reconstruction, Morphological Segmentation

UNIT V:

SEGMENTATION: Threshold detection methods, Optimal Thresholding, Edge based Segmentation-Edge image thresholding, Edge relaxation, Border tracing, Hough Transforms, Region based segmentation: Region Mergingm Region Splitting, Splitting and Merging, Watershed Segmentation.

UNIT VI:

Image Data Compression: Image data Properties, Discrete Image Transformations in data compression, Discrete Cosine and Wavelet Transforms, Types of DWT and merits; Predicative Compression methods, Hierarchical and Progressive Compression methods, Comparison of Compression methods, JPEG- MPEG Image Compression methods.

Text Books:

1. Computer Graphics C Version, Donald Hearn, M Paulli Baker , Pearson (Unit I and Unit II)
2. Image Processing, Analysis and Machine Vision, Millan Sonka, Vaclov Halvoc, Roger Boyle, Cengage Learning, 3ed, (Unit III, Unit IV, Unit V and Unit VI)

References:

1. Computer & Machine Vision, Theory , Algorithms , Practicles, E R Davies, Elsevier, 4ed
2. Digital Image Processing with MATLAB and LABVIEW, Vipul Singh, Elsevier
3. Digital Image Processing, R C Gonzalez &R E woods, Addison Pearson, 3ed.

Microprocessors and Multi core systems

Course objectives:

The objective of this course is to provide extensive knowledge of microprocessor based systems. The student will

- learn how the hardware and software components of a microprocessor-based system work together to implement system-level features;
- learn both hardware and software aspects of integrating digital devices (such as memory and I/O interfaces) into microprocessor-based systems;

Course Outcomes:

1. able to solve basic binary math operations using the microprocessor.
2. able to demonstrate programming proficiency using the various addressing modes and data transfer instructions of the target microprocessor.
3. able to program using the capabilities of the stack, the program counter, and the status register and show how these are used to execute a machine code program.
4. able to apply knowledge of the microprocessor's internal registers and operations by use of a PC based microprocessor simulator.
5. able to write assemble assembly language programs, assemble into machine a cross assembler utility and download and run their program on the training boards.

Syllabus:

UNIT-I:

overview of microcomputer structure and operation., execution of a three instruction program, microprocessor evolution and types, the 8086 micro processor family , 8086 internal architecture , introduction to programming the 8086,

8086 family assembly language programming :Program development steps , constructing the machine codes for 8086 instructions, writing programs for use with an assembler, assembly language program development tools.

(Text Book 1)

UNIT-II:

Implementing standard program structures in 8086 assembly language

Simple sequence programs, jumps, flags and conditional jumps, if-then, if-then-else and multiple if-then-else programs, while-do programs, repeat-until programs, instruction timing and delay loops.

(Text Book 1)

UNIT-III:

Strings, procedures and macros

The 8086 string instructions, writing and using procedures, writing and using assembler macros.

8086 instruction descriptions and assembler directives

Instruction descriptions, assembler directives , DB, DD, DQ, DT, DW, end-program, endp, ends, equ ,even-align on even memory address, extrn , global, public / extrn, group, include, label, length- not implemented IBM MASM, name – off set, ORG, proc, ptr, segment, short, type

(Text Book 1)

UNIT-IV:

8086: 8086 interrupts and interrupt applications

8086 interrupts and interrupt responses, hardware interrupt applications, Software Interrupts, priority of interrupts, software interrupt applications, programming.

8086 assembly language programmes - Bit & Logic operations, strings, procedures, Macros, Number Format, Conversions, ASCII operations, signed Numbers Arithmetic, Programming using High level language constructs.

(Text Book 1)

UNIT-V:

CPU: architecture of Intel 80286 CPU, Intel 80386, and 32-bit CPU- 80486-Microprocessor(No instruction set).(Text Book 2)

UNIT-VI:

The Pentium Family and Core 2 Microprocessors:

Introduction to the Pentium Processor, Pentium II Microprocessor, Pentium III, Pentium IV and Core2 Processors.(
Text Book 2)

TEXT BOOKS:

1. Microprocessors and Interfacing, Douglas V Hall, Revised 2nd ed, TMH
2. The Intel Microprocessors, Architecture, programming and interfacing, 8ed, Barry Bray, Pearson
3. The X86 Microprocessors, architecture, Programming and Interfacing(8086 to Pentium), Lyla B Das, PEA

REFERENCE BOOKS:

1. The 8088 and 8086 Microprocessors, Programming, Interfacing, Hardware and Applications, Walter A Triebel, Avtar Singh, 4 ed, Pearson

Elective - IV

Embedded and Real Time Systems

Course Objectives:

Develop an understanding of the technologies behind the embedded computing systems

1. technology capabilities and limitations of the hardware, software components
2. methods to evaluate design tradeoffs between different technology choices.
3. design methodologies

Course Outcomes:

Understand the basics of an embedded system

1. Program an embedded system
2. Design, implement and test an embedded system.

Identify the unique characteristics of real-time systems

1. Explain the general structure of a real-time system
2. Define the unique design problems and challenges of real-time systems

Syllabus:**Unit-I:**

Introduction to Embedded systems: What is an embedded system Vs. General computing system, history, classification, major application areas, and purpose of embedded systems. Core of embedded system, memory, sensors and actuators, communication interface, embedded firmware, other system components, PCB and passive components.

UNIT-II:

8-bit microcontrollers architecture: Characteristics, quality attributes application specific, domain specific, embedded systems. Factors to be considered in selecting a controller, 8051 architecture, memory organization, registers, oscillator unit, ports, source current, sinking current, design examples.

UNIT-III:

RTOS and Scheduling, Operating basics, types, RTOS, tasks, process and threads, multiprocessing and multitasking, types of multitasking, non preemptive, preemptive scheduling.

UNIT-IV:

Task communication of RTOS, Shared memory, pipes, memory mapped objects, message passing, message queue, mailbox, signaling, RPC and sockets, task communication/synchronization issues, racing, deadlock, live lock, the dining philosopher's problem.

UNIT-V:

The producer-consumer problem, Reader writers problem, Priority Inversion, Priority ceiling, Task Synchronization techniques, busy waiting, sleep and waken, semaphore, mutex, critical section objects, events, device, device drivers, how to clause an RTOS, Integration and testing of embedded hardware and fire ware.

UNIT-VI:

Simulators, emulators, Debuggers, Embedded Product Development life cycle (EDLC), Trends in embedded Industry, Introduction to ARM family of processor.

TEXT BOOK:

1. Introduction to embedded systems Shibu. K.V, TMH, 2009.

REFERENCE BOOKS:

1. Ayala & Gadre: The 8051 Microcontroller & Embedded Systems using Assembly and C, CENGAGE

2. Embedded Systems, Rajkamal, TMH, 2009.
3. Embedded Software Primer, David Simon, Pearson.
4. The 8051 Microcontroller and Embedded Systems, Mazidi, Mazidi, Pearson,.

Neural Networks & Soft Computing

Course Objectives:

1. To have a detailed study of neural networks, Fuzzy Logic and uses of Heuristics based on human experience.
2. To Familiarize with Soft computing concepts.
3. To introduce the concepts of genetic algorithm and its applications to soft computing using some applications

Course Outcomes:

1. Identify and describe soft computing techniques and their roles in building intelligent machines.
2. Recognize the feasibility of applying a soft computing methodology for a particular problem.
3. Apply fuzzy logic and reasoning to handle uncertainty and solve engineering problems.

Syllabus:

UNIT I:

INTRODUCTION: what is a neural network? Human Brain, Models of a Neuron, Neural networks viewed as Directed Graphs, Network Architectures, Knowledge Representation, Artificial Intelligence and Neural

UNIT II:

LEARNING PROCESS: Error Correction learning, Memory based learning, Hebbian learning, Competitive, Boltzmann learning, Credit Assignment Problem, Memory, Adaption, Statistical nature of the learning process.

UNIT III:

CLASSICAL & FUZZY SETS: Introduction to classical sets – properties, operations and relations; Fuzzy sets – memberships, uncertainty, operations, properties, fuzzy relations, cardinalities, membership functions.

UNIT IV:

FUZZY LOGIC SYSTEM COMPONENTS: Fuzzification, Membership value assignment, development of rule base and decision making system, Defuzzification to crisp sets, Defuzzification methods

UNIT V:

CONCEPT LEARNING: Introduction, A concept learning task, Concept learning as search, Find-S: finding a maximally specific hypothesis, Version spaces and the candidate elimination algorithm

DECISION TREE LEARNING: Introduction, Decision tree representation, Appropriate problems for decision tree learning, The basic decision tree learning algorithm, Hypothesis space search in decision tree learning

UNIT VI:

GENETIC ALGORITHMS: Motivation, Genetic Algorithms, an Illustrative Example, Hypothesis Space Search, Genetic Programming, Models of Evolution and Learning, Parallelizing Genetic Algorithms

TEXT BOOKS:

1. Neural networks A comprehensive foundations, Simon Hhaykin, Pearson Education 2nd edition 2004
2. Neural Networks, Fuzzy Logic, Genetic Algorithms: Synthesis and Applications by Rajasekharan and Pai, PHI Publications
3. Machine Learning, Tom M. Mitchell, MGH

References:

Social Networks and the Semantic Web

Course Objectives:

This course addresses the issues needed to realize the vision of the *Semantic Web* through the use of *Intelligent Agents*. The objectives are :

- to understand semantic web
- to understand the role of ontology and inference engines in semantic web

Course Outcomes:

Students will

1. demonstrate knowledge and be able to explain the three different “named” generations of the web.
2. demonstrate the ability to participate materially in projects that develop programs relating to Web applications and the analysis of Web data.
3. be able to understand and analyze key Web applications including search engines and social networking sites.
4. be able to understand and explain the key aspects of Web architecture and why these are important to the continued functioning of the World Wide Web.
5. be able to analyze and explain how technical changes affect the social aspects of Web-based computing.
6. be able to develop “linked data” applications using Semantic Web technologies.

Syllabus:

UNIT-I:

The Semantic web: Limitations of the current Web, The semantic solution, Development of the Semantic Web, The emergence of the social web.

UNIT-II:

Social Network Analysis: What is network analysis?, Development of Social Network Analysis, Key concepts and measures in network analysis.

Electronic sources for network analysis: Electronic discussion networks, Blogs and online communities, Web-based networks.

UNIT-III:

Knowledge Representation on the Semantic Web: Ontologies and their role in the Semantic Web, Ontology languages for the semantic Web.

UNIT-IV:

Modeling and Aggregating Social Network Data: State of the art in network data representation, Ontological representation of Social individuals, Ontological representation of social relationships, Aggregating and reasoning with social network data.

UNIT-V:

Developing social semantic applications: Building Semantic Web applications with social network features, Flink- the social networks of the Semantic Web community, Open academia: distributed, semantic-based publication management.

UNIT-VI:

Evaluation of Web-Based Social Network Extraction: Differences between survey methods and electronic data extraction, context of the empirical study, Data collection, Preparing the data, Optimizing goodness of fit, Comparison across methods and networks, Predicting the goodness of fit, Evaluation through analysis.

Text Book:

1. Social Networks and the *Semantic Web*, Peter Mika, Springer, 2007.
2. *Semantic Web Technologies*, Trends and Research in *OntologyBased Systems*, J.Davies, Rudi Studer, Paul Warren, John Wiley & Sons.

Reference Books:

1. Semantic Web and Semantic Web Services –Liyang Lu Chapman and Hall/CRC Publishers,(Taylor & Francis Group)
2. Information Sharing on the semantic Web– Heiner Stuckenschmidt; Frank Van Harmelen, Springer Publications

Cloud Computing

Course Objectives: The student will learn about the cloud environment, building software systems and components that scale to millions of users in modern internet, cloud concepts capabilities across the various cloud service models including IaaS, PaaS, SaaS, and developing cloud based software applications on top of cloud platforms.

Course Outcomes:

1. Understanding the key dimensions of the challenge of Cloud Computing
2. Assessment of the economics , financial, and technological implications for selecting cloud computing for own organization
3. Assessing the financial, technological, and organizational capacity of employer's for actively initiating and installing cloud-based applications.
4. Assessment of own organizations' needs for capacity building and training in cloud computing-related IT areas

Syllabus:

UNIT I: Systems modeling, Clustering and virtualization:

Scalable Computing over the Internet, Technologies for Network based systems, System models for Distributed and Cloud Computing, Software environments for distributed systems and clouds, Performance, Security And Energy Efficiency

UNIT II: Virtual Machines and Virtualization of Clusters and Data Centers:

Implementation Levels of Virtualization, Virtualization Structures/ Tools and mechanisms, Virtualization of CPU, Memory and I/O Devices, Virtual Clusters and Resource Management, Virtualization for Data Center Automation.

UNIT III: Cloud Platform Architecture:

Cloud Computing and service Models, Architectural Design of Compute and Storage Clouds, Public Cloud Platforms, Inter Cloud Resource Management, Cloud Security and Trust Management. Service Oriented Architecture, Message Oriented Middleware.

UNIT IV: Cloud Programming and Software Environments:

Features of Cloud and Grid Platforms, Parallel & Distributed Programming Paradigms, Programming Support of Google App Engine, Programming on Amazon AWS and Microsoft Azure, Emerging Cloud Software Environments.

UNIT V: Cloud Resource Management and Scheduling:

Policies and Mechanisms for Resource Management Applications of Control Theory to Task Scheduling on a Cloud, Stability of a Two Level Resource Allocation Architecture, Feedback Control Based on Dynamic Thresholds. Coordination of Specialized Autonomic Performance Managers, Resource Bundling, Scheduling Algorithms for Computing Clouds, Fair Queuing, Start Time Fair Queuing, Borrowed Virtual Time, Cloud Scheduling Subject to Deadlines, Scheduling MapReduce Applications Subject to Deadlines.

UNIT VI:

Storage Systems: Evolution of storage technology, storage models, file systems and database, distributed file systems, general parallel file systems. Google file system., Apache Hadoop, BigTable, Megastore, Amazon Simple Storage Service(S3)

TEXT BOOKS:

1. Distributed and Cloud Computing, Kai Hwang, Geoffry C. Fox, Jack J. Dongarra MK Elsevier.
2. Cloud Computing, Theory and Practice, Dan C Marinescu, MK Elsevier.
3. Cloud Computing, A Hands on approach, Arshadeep Bahga, Vijay Madisetti, University Press

REFERNCE BOOK:

1. Cloud Computing, A Practical Approach, Anthony T Velte, Toby J Velte, Robert Elsenpeter, TMH
2. Mastering Cloud Computing, Foundations and Application Programming, Raj Kumar Buyya, Christen vecctiola, S Tammarai selvi, TMH

Distributed Systems

Course Objectives:

1. provides an introduction to the fundamentals of distributed computer systems, assuming the availability of facilities for data transmission, IPC mechanisms in distributed systems, Remote procedure calls.
2. Expose students to current technology used to build architectures to enhance distributed computing infrastructures with various computing principles

Course Outcomes:

1. Develop a familiarity with distributed file systems.
2. Describe important characteristics of distributed systems and the salient architectural features of such systems.
3. Describe the features and applications of important standard protocols which are used in distributed systems.
4. Gaining practical experience of inter-process communication in a distributed environment

Syllabus:

UNIT-I:

Characterization of Distributed Systems: Introduction, Examples of Distributed Systems, Resource Sharing and the Web, Challenges.

System Models: Introduction, Architectural Models- Software Layers, System Architecture, Variations, Interface and Objects, Design Requirements for Distributed Architectures, Fundamental Models- Interaction Model, Failure Model, Security Model.

UNIT-II:

Interprocess Communication: Introduction, The API for the Internet Protocols- The Characteristics of Interprocess communication, Sockets, UDP Datagram Communication, TCP Stream Communication; External Data Representation and Marshalling; Client Server Communication; Group Communication- IP Multicast- an implementation of group communication, Reliability and Ordering of Multicast.

UNIT-III:

Distributed Objects and Remote Invocation: Introduction, Communication between Distributed Objects- Object Model, Distributed Object Model, Design Issues for RMI, Implementation of RMI, Distributed Garbage Collection; Remote Procedure Call, Events and Notifications, Case Study: JAVA RMI

UNIT-IV:

Operating System Support: Introduction, The Operating System Layer, Protection, Processes and Threads –Address Space, Creation of a New Process, Threads.

UNIT-V:

Distributed File Systems: Introduction, File Service Architecture; Peer-to-Peer Systems: Introduction, Napster and its Legacy, Peer-to-Peer Middleware, Routing Overlays.

Coordination and Agreement: Introduction, Distributed Mutual Exclusion, Elections, Multicast Communication.

UNIT-VI:

Transactions & Replications: Introduction, System Model and Group Communication, Concurrency Control in Distributed Transactions, Distributed Dead Locks, Transaction Recovery; Replication-Introduction, Passive (Primary) Replication, Active Replication.

TEXT BOOKS:

1. Ajay D Kshemkalyani, Mukesh Sigal, “Distributed Computing, Principles, Algorithms and Systems”, Cambridge
2. George Coulouris, Jean Dollimore, Tim Kindberg, “Distributed Systems- Concepts and Design”, Fourth Edition, Pearson Publication

Management Science

Unit I

Introduction to Management: Concept –nature and importance of Management – Functions of Management – Evaluation of Management thought- Theories of Motivation – Decision making process-Designing organization structure- Principles of organization - Types of organization structure

Unit II

Operations Management: Principles and Types of Management – Work study- Statistical Quality Control- Control charts (P-chart, R-chart, and Cchart) Simple problems- Material Management: Need for Inventory control- EOQ, ABC analysis (simple problems) and Types of ABC analysis (HML, SDE, VED, and FSN analysis)

Unit III

Functional Management: Concept of HRM, HRD and PMIR- Functions of HR Manager- Wage payment plans(Simple Problems) – Job Evaluation and Merit Rating - Marketing Management- Functions of Marketing – Marketing strategies based on product Life Cycle, Channels of distributions.

Unit IV

Project Management: (PERT/CPM): Development of Network – Difference between PERT and CPM Identifying Critical Path- Probability- Project Crashing (Simple Problems)

Unit V

Strategic Management: Vision, Mission, Goals, Strategy – Elements of Corporate Planning Process – Environmental Scanning – SWOT analysis- Steps in Strategy Formulation and Implementation, Generic Strategy alternatives

Unit VI

Contemporary Management Practice: Basic concepts of MIS, MRP, Justin-Time(JIT) system, Total Quality Management(TQM), Six sigma and Capability Maturity Model(CMM) Levies, Supply Chain Management , Enterprise Resource Planning (ERP), Business Process outsourcing (BPO), Business process Re-engineering and Bench Marking, Balanced Score Card.

Text Books

1. Dr. P. Vijaya Kumar & Dr. N. Appa Rao, '*Management Science*' Cengage, Delhi, 2012.
2. Dr. A. R. Aryasri, '*Management Science*' TMH 2011.

References

1. Koontz & Weihrich: '*Essentials of management*' TMH 2011
2. Seth & Rastogi: '*Global Management Systems*, Cengage learning , Delhi, 2011
3. Robbins: '*Organizational Behaviour*, Pearson publications, 2011
4. Kanishka Bedi: '*Production & Operations Management*, Oxford

Publications, 2011

5. Philip Kotler & Armstrong: Principles of Marketing, Pearson publications

6. Biswajit Patnaik: Human Resource Management, PHI, 2011

7. Hitt and Vijaya Kumar: Starategic Management, Cengage learning

Objective: To familiarize with the process of management and to provide basic insights into select contemporary management practices.

Codes/ Tables: Normal Distribution Function Tables need to be permitted into the examination Halls

IV Year – II SEMESTER

Project

T P C
0 0 9