



6.5.2. The institution reviews its teaching learning process, structures & methodologies

Enhancing Students skills through Training & Placements

Training and Placement Cell of ALIET is the centre point of the institution which inspires the emerging Engineers to opt for this organization. The in-house trainers of the Cell aim at bringing Multinational Companies like TCS, Infosys and IBM etc., to the on-campus drives. This creates a kind of zeal and competitive spirit among the students to be placed in a good company with higher package.

The T&P Cell of ALIET aims at providing quality placement opportunities for the students of the college. It acts as an interface between the students of the college and various companies that come for recruitment. The Cell maintains a constant contact with its students through WhatsApp, and also sends the students regular mails notifying them about the companies that would be visiting the campus for recruitment drives thereby encouraging them to apply for the recruitment procedure.


**PRINCIPAL
ANDHRA LOYOLA INSTITUTE OF
ENGINEERING & TECHNOLOGY
VIJAYAWADA-520008.**



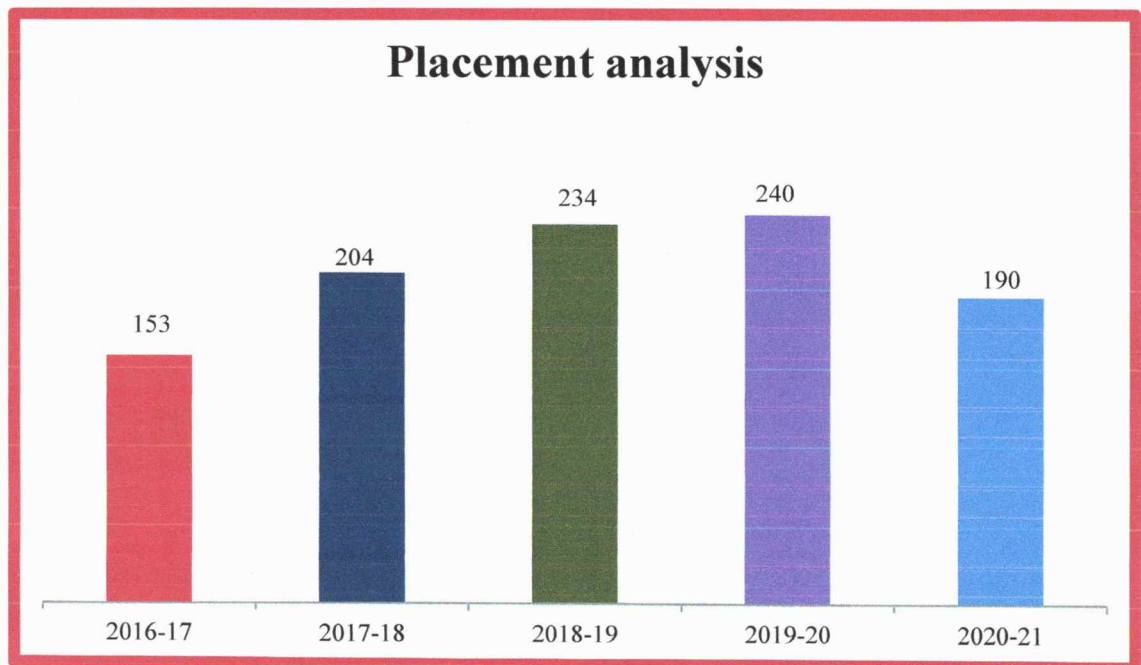
Annual Reports of the Training and Placement Cell

2020-21

Campus Placements at a glance:

S. No.	Year	No of companies	No of students Eligible	No of offers	No of students Selected	Percentage
1	2020-21	28	309	358	190	61.0

Placement Performance:




PRINCIPAL
ANDHRA LOYOLA INSTITUTE OF
ENGINEERING & TECHNOLOGY
VIJAYAWADA-520008.



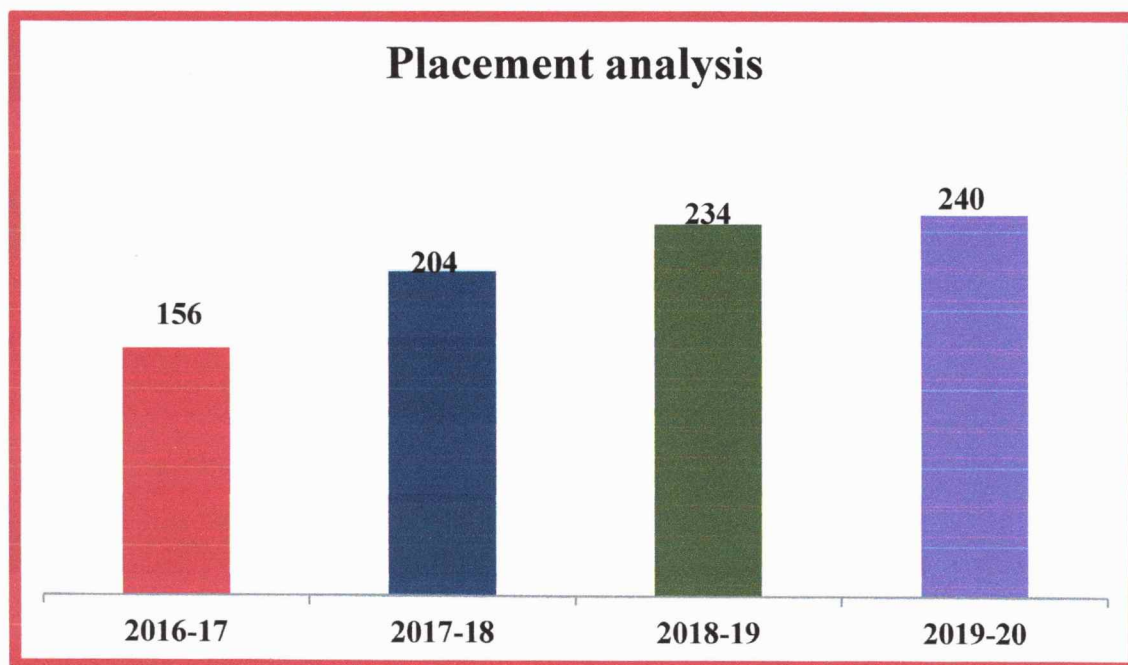
Annual Reports of the Training and Placement Cell

2019-20

Campus Placements at a glance:

S.No.	Year	No. of Companies	No. of Students Eligible	No. of Students Selected	Percentage
1.	2019-20	37	369	240	65.0

Placement Performance:



Ali
PRINCIPAL
ANDHRA LOYOLA INSTITUTE OF
ENGINEERING & TECHNOLOGY
VIJAYAWADA-520008.



Campus Placements at a glance:

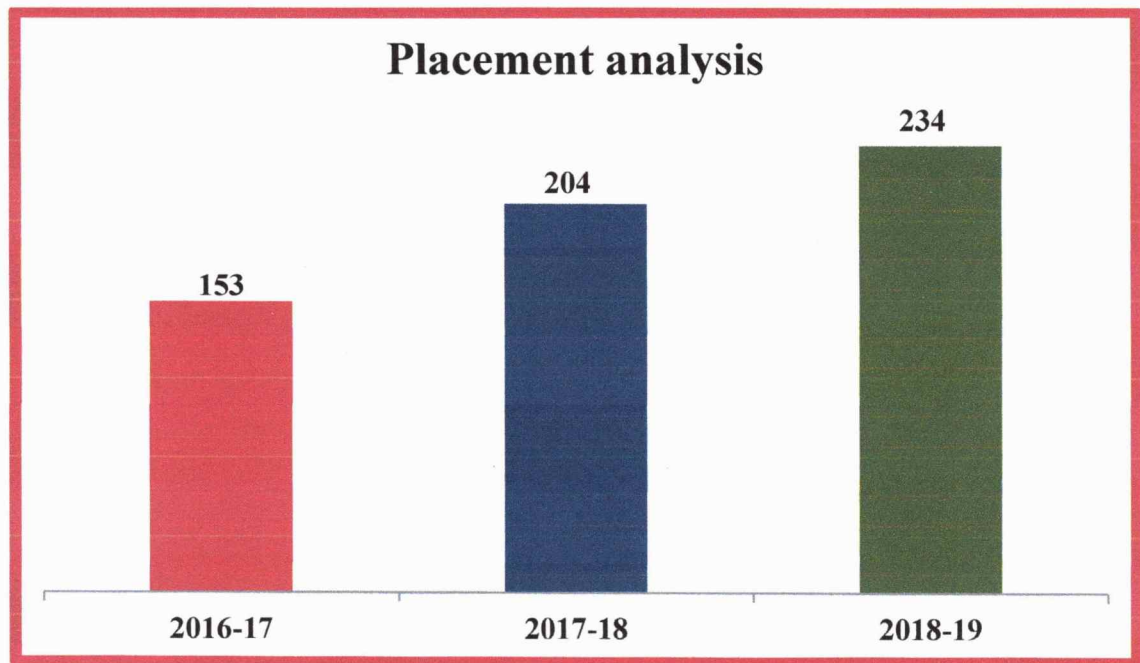
Annual Reports of the Training and Placement Cell

2018-19

Campus Placements at a glance:

S.No.	Year	No. of Companies	No. of Students Eligible	No. of Students Selected	Percentage
1.	2018-19	35	379	234	61.7

Placement Performance:



[Signature]
PRINCIPAL
ANDHRA LOYOLA INSTITUTE OF
ENGINEERING & TECHNOLOGY
VIJAYAWADA-520008.



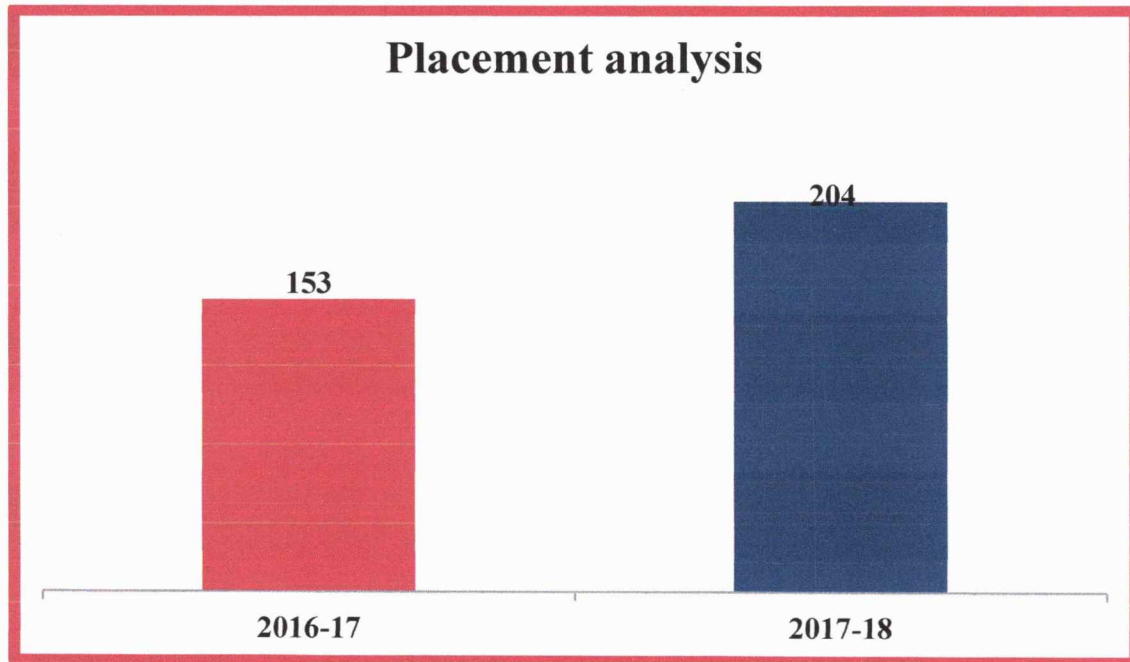
Annual Reports of the Training and Placement Cell

2017-18

Campus Placements at a glance:

S.No.	Year	No. of Companies	No. of Students Eligible	No. of Students Selected	Percentage
1.	2017-18	30	349	204	58.45

Placement Performance:




PRINCIPAL
ANDHRA LOYOLA INSTITUTE OF
ENGINEERING & TECHNOLOGY
VIJAYAWADA-520008.



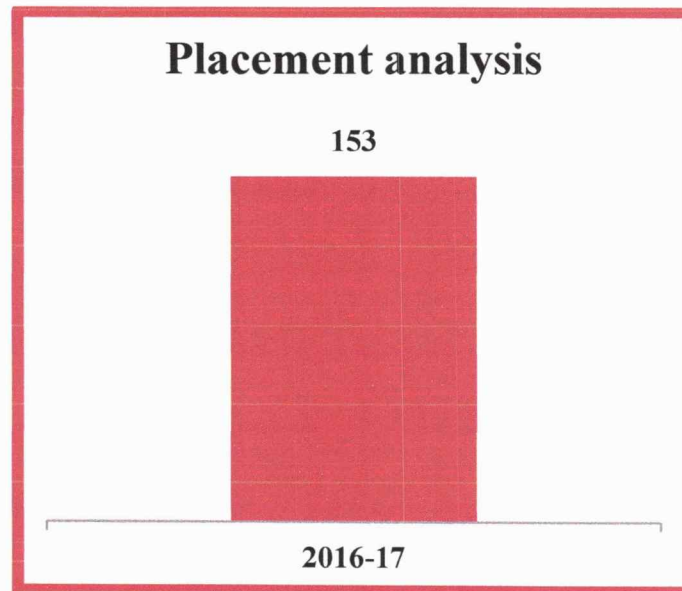
Annual Reports of the Training and Placement Cell

2016-17

Campus Placements at a glance:

S No	Year	No of companies	No of students Eligible	No of students selected	Percentage
1	2016-17	26	278	153	55.03

Placement Performance:




PRINCIPAL
ANDHRA LOYOLA INSTITUTE OF
ENGINEERING & TECHNOLOGY
VIJAYAWADA-520008.